



DS9481R USB-to-1-Wire/iButton Adapter

Evaluates: 1-Wire Slave and iButton Devices

General Description

The DS9481R is a USB-to-1-Wire® adapter for easy PC connectivity to 1-Wire devices. The adapter provides an RJ11 connector with the signals to communicate with all 1-Wire and iButton® devices that support a 3.3V data I/O level. Additionally, the adapter provides the support and signaling to program 1-Wire/iButton EEPROM and one-time programmable (OTP)/EPROM devices. To provide a total hardware solution, the DS9481R can readily be used with the DS9120 socket adapter to create a 1-Wire PC programmer for 1-Wire slave devices (contact factory for more information). The equivalent slave hardware solution for the iButton is the DS1402D-DR8.

Adapter Contents

QTY	DESCRIPTION
1	USB-to-1-Wire adapter Maxim DS9481R-3C7+
1	USB Type A-to-USB Mini-Type B cable Qualtek Electronics Corp. 3021003-03

Features

- ◆ Driver Support for Windows® 7, Windows Vista®, and Windows XP® Operating Systems
- ◆ Enumerates as a Virtual PC COM Port by Use of the Prolific PL-2303HXD USB-to-UART Bridge IC
- ◆ Emulates the DS2480B 1-Wire Line Driving Functionality
- ◆ 1-Wire OTP/EPROM Programming Provided Without the Need of an External Power Supply (12V on OW, 7V on PULSE)
- ◆ 3.3V Read/Write Operation to 1-Wire/iButton Devices
- ◆ RJ11 Interface for Standard Connectivity Accessories such as the DS9120 Socket Adapter
- ◆ Supports Standard and Overdrive 1-Wire Communication
- ◆ Provides Strong Pullup to 3.3V
- ◆ Fully Compliant with USB 2.0 Specification
- ◆ Windows XP Certified Logo Drivers

Ordering Information

PART	TYPE
DS9481R-3C7+	Adapter

+ Denotes lead(Pb)-free and RoHS compliant.

DS9481R USB-to-1-Wire/iButton Adapter



1-Wire and iButton are registered trademarks of Maxim Integrated Products, Inc.
Windows, Windows Vista, and Windows XP are registered trademarks of Microsoft Corp.

For pricing, delivery, and ordering information, please contact Maxim Direct at 1-888-629-4642, or visit Maxim's website at www.maximintegrated.com.

DS9481R USB-to-1-Wire/iButton Adapter

Evaluates: 1-Wire Slave and iButton Devices

Component List

DESIGNATION	QTY	DESCRIPTION
C1, C6, C21	3	4.7 μ F, 16V Y5V ceramic capacitors (0805) TDK Corp. C2012Y5V1C475Z
C2, C3	2	2.2 μ F, 16V Y5V ceramic capacitors (0805) Murata GRM21BF51C225ZA01L
C4, C7	2	0.22 μ F \pm 10%, 16V X7R ceramic capacitors (0603) TDK Corp. C1608X7R1C224K
C5, C15, C22	3	10nF \pm 5%, 16V X7R ceramic capacitors (0603) AVX 06035C103JAT2A
C8, C11–C14, C20, C23	7	0.1 μ F, 16V X7R ceramic capacitors (0603) KEMET C0603C104K4RACTU
C10	1	10 μ F, 10V Y5V ceramic capacitor (0805) TDK Corp. C2012Y5V1C106Z
C16	0	Do not populate, 470pF ceramic capacitor (0603)
C17	1	1 μ F, 10V X7R ceramic capacitor (0603) Taiyo Yuden LMK107B7105KA-T
C19	1	10pF, 16V NP0 ceramic capacitor (0603) TDK Corp. C1608C0G1H100D
C9, C24, C25	0	Do not populate, capacitors
CN1	1	USB Mini-AB connector, right-angle, SMD, 5-position JAE Electronics DX3R005HN2E700
D1	1	30V, 200mA Schottky diode (SOT23) Diodes Inc./Zetex BAT54TA
D2	1	15V, 350mA zener diode (SOT23) Diodes Inc. MMBZ5245B-7-F
D3	1	Orange LED (TSS type) (0603) Panasonic/SSG LNJ812R83RA
D4	1	Dual CC Schottky diode (SOT23) Diodes Inc./Zetex BAT54CTA

DESIGNATION	QTY	DESCRIPTION
FB1, FB2	2	220 Ω , 2000mA ferrite chips (0805) Murata BLM21PG221SN1D
J1	1	6-position, right-angle, PCB-mounted jack Tyco 5520425-3
J2	0	Do not populate, JTAG connector
Q1, Q3	2	130mA, 50V p-channel MOSFETs (SOT23-3) Fairchild Semiconductor BSS84
Q2, Q4, Q5, Q7	4	115mA, 60V n-channel MOSFETs (SOT23) Diodes, Inc. 2N7002-7-F
Q6	1	3.9A, 20V p-channel MOSFET (SOT23) NXP PMV65XP,215
R1, R29	0	Do not populate, resistors
R2, R3, R5	3	27 Ω \pm 1%, 1/10W SMD resistors (0603) Yageo RC0603FR-0727RL
R4, R16, R21	3	1.5k Ω \pm 1%, 1/10W SMD resistors (0603) Panasonic ECG ERJ-3EKF1501V
R6, R24	2	10k Ω \pm 1%, 1/10W SMD resistors (0603) Yageo RC0603FR-0710KL
R7, R14, R26	3	1k Ω \pm 1%, 1/10W SMD resistors (0603) Yageo RC0603FR-071KL
R8, R13, R17, R20, R27, R30	5	100k Ω \pm 1%, 1/10W SMD resistors (0603) Yageo RC0603FR-07100KL
R9	1	750 Ω \pm 5%, 1/10W SMD resistor (0603) Yageo RC0603FR-07750RL
R10	1	0 Ω \pm 1%, 1/10W SMD resistor (0603) Panasonic ECG ERJ-3GEY0R00V

DS9481R USB-to-1-Wire/iButton Adapter

Evaluates: 1-Wire Slave and iButton Devices

Component List (continued)

DESIGNATION	QTY	DESCRIPTION
R11	1	33 Ω \pm 1%, 0.1W SMD resistor (0603) Rohm MCR03EZPFX33R0
R12, R15, R22	3	4.99 Ω \pm 1%, 1/10W SMD resistors (0603) Yageo RC0603FR-074R99L
R18	1	2.2k Ω \pm 5%, 1/10W SMD resistor (0603) Stackpole Electronics RMCF 1/16 2.2K 1% R
R23	1	51k Ω \pm 0.1%, 1/10W SMD resistor (0603) Panasonic ECG ERA-3AEB513V
R25	1	11k Ω \pm 0.1%, 1/10W SMD resistor (0603) Vishay/Dale TNPW060311K0BEEA
R28	1	10 Ω \pm 1%, 1/10W SMD resistor (0603) Yageo RC0603FR-0710RL
R31	1	32.4k Ω \pm 1%, 1/10W SMD resistor (0603) Vishay/Dale TNPW060332K4BEEA
R32	1	30.1k Ω \pm 0.1%, 1/10W SMD resistor (0603) Panasonic ECG ERJ-3EKF3012V
R33	1	50k Ω \pm 1%, 1/10W SMD resistor (0603) Panasonic ECG ERJ-3EKF4992V
RT1	1	0.12A, 30V PTC resettable fuse (1206) Bourns MF-NSMF012-2

DESIGNATION	QTY	DESCRIPTION
SW1	0	Do not populate, switch
U1	1	Low-dropout, 300mA linear regulator (5 SOT23) Maxim MAX8887EZK33+T (Top Mark: ADPZ)
U2	1	12V, 30mA Flash memory programming supply (8 SO) Maxim MAX662ACSA+
U3	1	TinyLogic® UHS inverter (5 SOT23) Fairchild NC7SZ04M5X
U4	0	Do not populate, Silicon oscillator (3 SC70) Maxim MAX7381AXR126-T
U5	1	USB-to-serial bridge controller (28 SSOP) Prolific PL-2303HXD SSOP
U6	1	16-bit microcontroller with infrared module (32 TQFN-EP*) Maxim MAXQ610A-9410+
U7	1	2-channel ESD protector (6 μ DFN) Maxim MAX13204EALT+ (Top Mark: BV)
U8	1	High-voltage, low-power linear regulators (5 SOT23) Maxim MAX1616EUK+ (Top Mark: ABZD)
U9	1	1.8V comparator (5 SOT23) STMicroelectronics TS3021ILT
—	1	PCB: DS9481R REV A3

*EP = Exposed pad.

TinyLogic is a registered trademark of Fairchild Semiconductor.

DS9481R USB-to-1-Wire/iButton Adapter

Evaluates: 1-Wire Slave and iButton Devices

Quick Start

Recommended Equipment

- Maxim DS9481R (included in adapter)
- USB type-A to USB Mini type-B cable (included in adapter)
- RJ11 cable assembly (not included)
- PC with a Windows 7, Windows Vista, or Windows XP OS and a spare USB port

Note: In the following sections, software-related items are identified by bolding. Text in **bold** refers to items directly from the adapter software. Text in **bold and underlined** refers to items from the Windows operating system.

Procedure

- 1) Do the following to install the PL-2303HXD Prolific driver:
 - a) Download either the driver file called PL2303_Prolific_DriverInstaller_v130.ZIP or the latest version from <http://www.prolific.com.tw/eng/downloads.asp?ID=31>.
 - b) **Open** and **Run** either the file called PL2303_Prolific_DriverInstaller_v110.EXE or the latest version.
 - c) Follow the directions of the **Install Wizard** until **Finish** is reached for the PL-2303 USB-to-serial driver installation. Close by clicking the **Finish** button.
- 2) Do the following to install the 1-Wire drivers:
 - a) Go to the 1-Wire Drivers—Getting Started webpage at www.maximintegrated.com/1-wiredrivers.
 - b) Click on the **Click to go to Download Page** button.
 - c) From the **Choose Operating System** drop-down list, select your OS.
 - d) From the **Select File** drop-down list, select 32-bit or 64-bit 1-Wire drivers for the architecture being used by your OS.
 - e) Click the **Download** button.
 - f) When prompted by the question **Do you want to run or save this file?**, select **Run**.
 - g) When you get a security warning that says **Do you want to run the software?**, select **Run**.
 - h) Read and check the box if you accept the license agreement and click **Install**.
 - i) Click the **Finish** button to exit the Setup Wizard.
- 3) The DS9481R USB-to-1-Wire adapter uses both the Prolific PL-2303HXD and the Maxim MAXQ610 to emulate a virtual COM-to-1-Wire port on any PC. Find the enumeration of the virtual COM port by inserting the DS9481R into a spare USB port on the computer. Determine the COM port by looking in **Control Panel**→**System**→**Hardware**→**Device Manager** and



Figure 1. DS9481R USB-to-1-Wire/iButton Adapter and Cable

DS9481R USB-to-1-Wire/iButton Adapter

Evaluates: 1-Wire Slave and iButton Devices

expand **Ports (COM & LPT)**. The port is COM2 in the example shown in Figure 2.

You have now completed the installation of the DS9481R adapter. Obtain the adapter software and directions for installation for your 1-Wire/iButton slave device

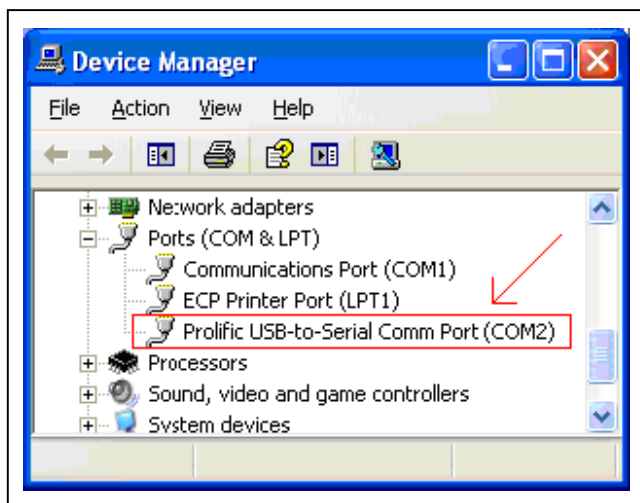


Figure 2. DS9481R COM Port

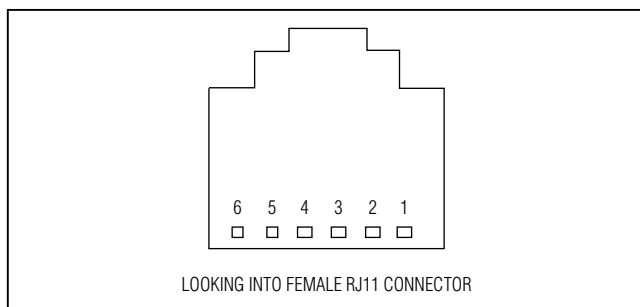


Figure 3. 1-Wire RJ11 Port

Table 1. 1-Wire RJ11 Pinout

CONNECTOR PIN	SIGNAL NAME
1	3.3V
2	GND
3	OW (DATA)
4	OWGND
5	PULSE
6	GP

by contacting Maxim online technical support at <https://support.maximintegrated.com/1-Wire>.

Detailed Description of Connectors

RJ11 Pinout

Table 1 and Figure 3 show the RJ11 pinout mounted on the DS9481R PCB at J1. The RJ11 pin 1 can supply 3.3V and can be used for auxiliary board power. The GND is the ground of the 3.3V supply. The signal OW (DATA) stands for the 1-Wire data bus. The ground return for OW (DATA) is the signal OWGND. The PULSE signal is to be used as the VCC power supply for OTP 1-Wire slave parts. The PULSE signal is typically 3.3V, but also can provide the needed programming pulse for OTP parts. The GP signal is reserved for future general-purpose usage and is functionally not used by the DS9481R.

Mini-USB Pinout

The 5-position Mini-USB type AB connector is mounted at CN1 of the DS9481R PCB, as shown in Table 2.

Hardware/Firmware Capabilities

The DS9481R uses both the Prolific PL-2303HXD and the Maxim MAXQ610. The PL-2303HXD is fully compliant with USB 2.0 specification for Windows 7, Windows Vista, and Windows XP OS and provides a bridge for the USB-to-UART connection. The MAXQ610 is loaded with firmware that emulates the functionality of the DS2480B serial-to-1-Wire line driver at a lower 3.3V operation voltage. The MAXQ610 functions as a UART-to-1-Wire bridge and can serve custom application needs with firmware programmability.

Table 2. Mini-USB Type AB USB Pinout

CONNECTOR PIN	SIGNAL NAME
1	5.0V
2	DMCN
3	DPCN
4	NC
5	GND
6-9	GND_EARTH

DS9481R USB-to-1-Wire/iButton Adapter

Evaluates: 1-Wire Slave and iButton Devices

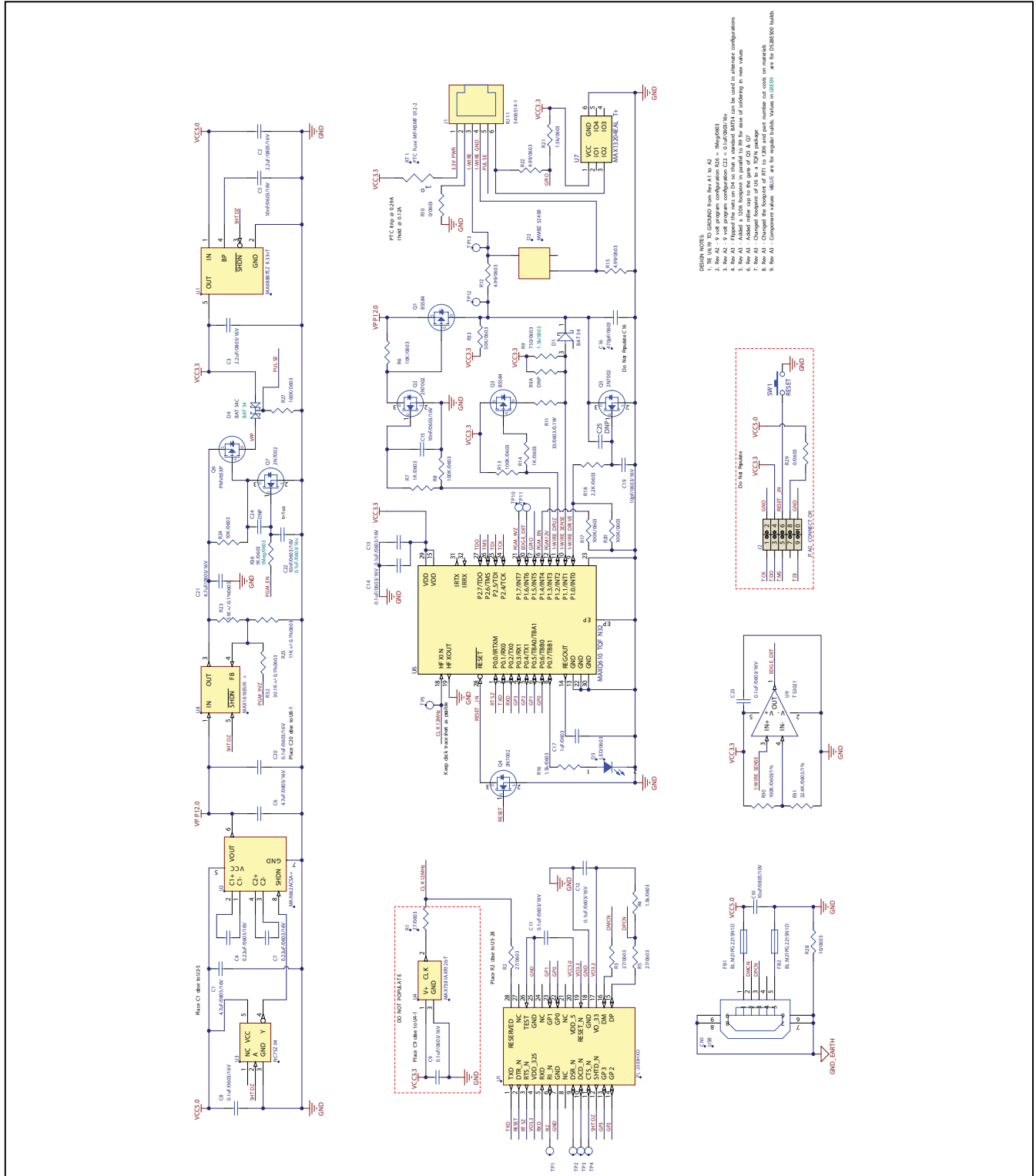


Figure 4. DS9481R Adapter Board Schematic

DS9481R USB-to-1-Wire/iButton Adapter **Evaluates: 1-Wire Slave and iButton Devices**

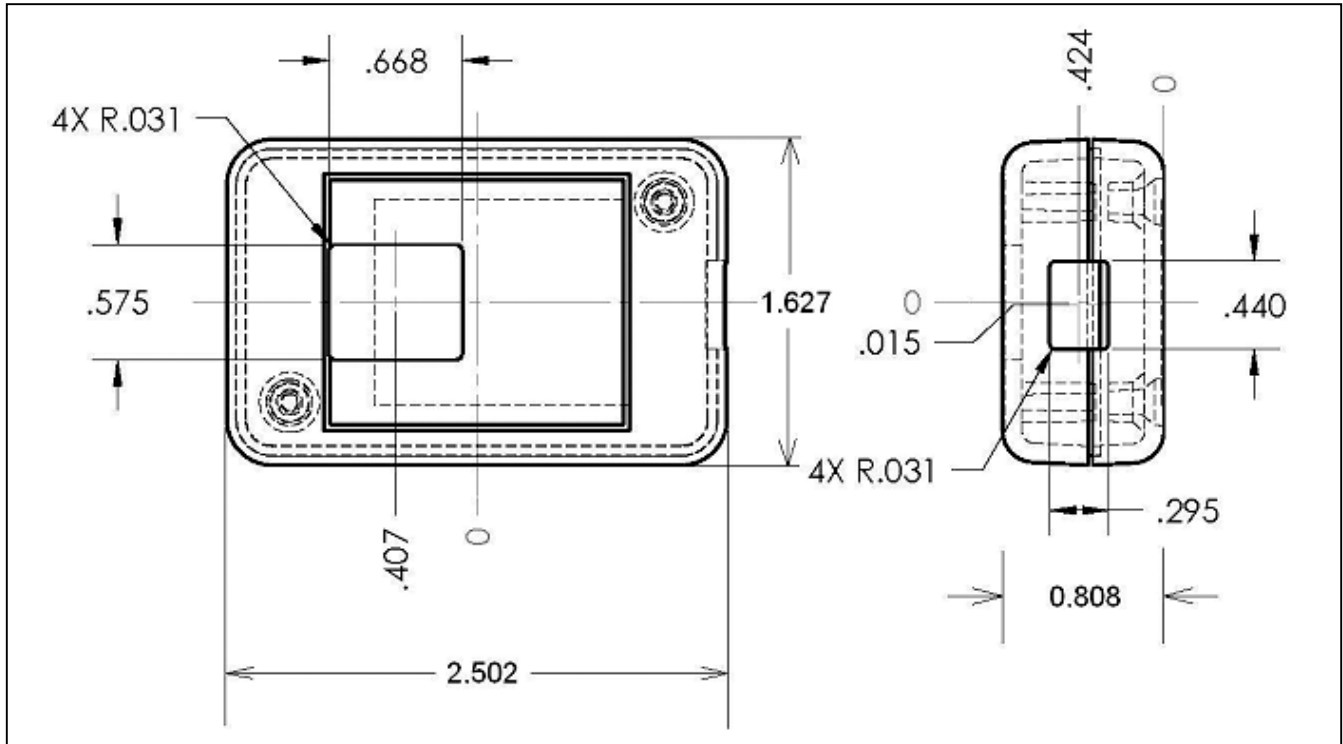


Figure 5. DS9481R Adapter Enclosure Dimensions

DS9481R USB-to-1-Wire/iButton Adapter

Evaluates: 1-Wire Slave and iButton Devices

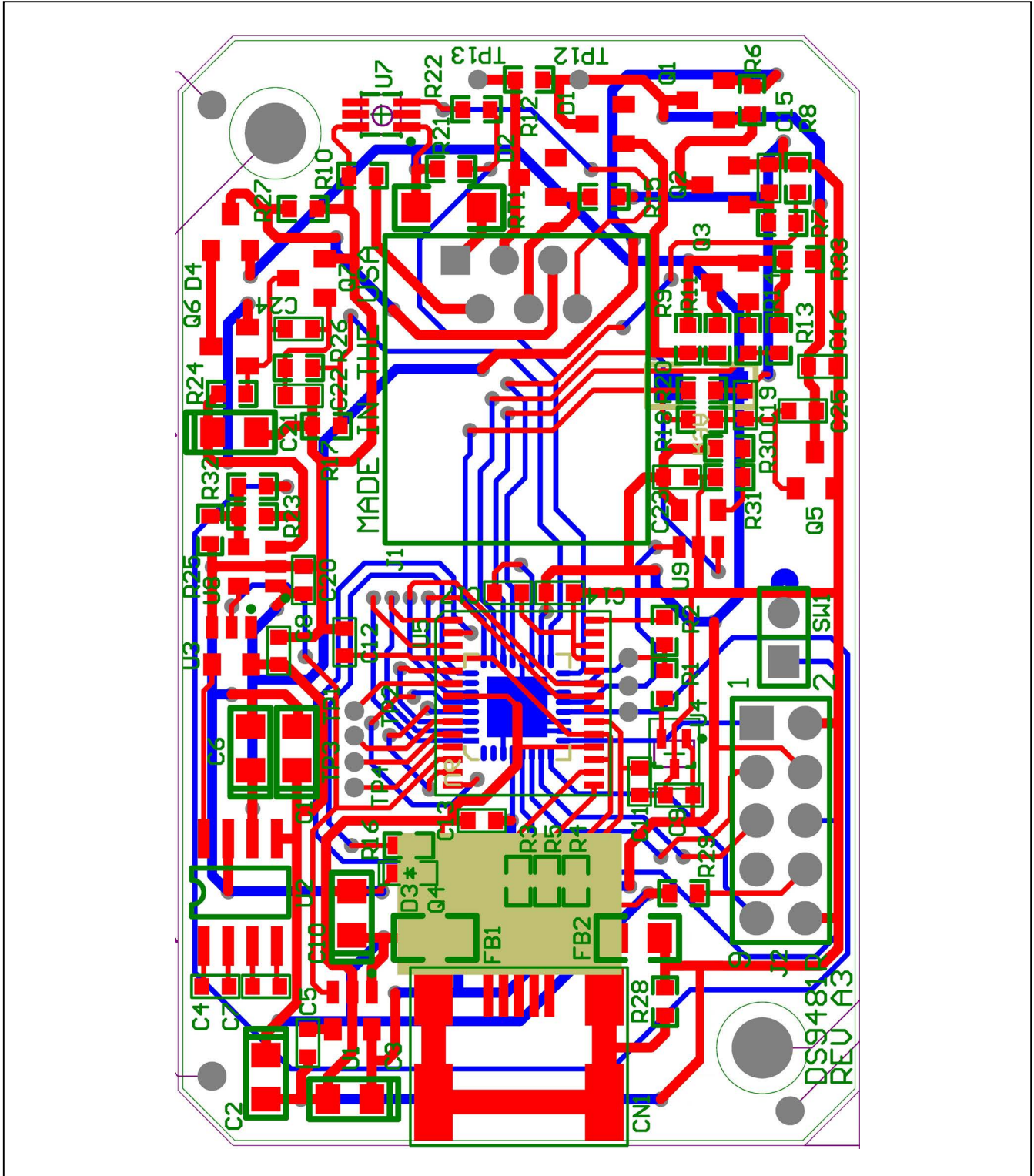


Figure 6. DS9481R Adapter Board—Composite Layout

DS9481R USB-to-1-Wire/iButton Adapter

Evaluates: 1-Wire Slave and iButton Devices

Revision History

REVISION NUMBER	REVISION DATE	DESCRIPTION	PAGES CHANGED
0	10/10	Initial release	—



Maxim Integrated cannot assume responsibility for use of any circuitry other than circuitry entirely embodied in a Maxim Integrated product. No circuit patent licenses are implied. Maxim Integrated reserves the right to change the circuitry and specifications without notice at any time.

Maxim Integrated 160 Rio Robles, San Jose, CA 95134 USA 1-408-601-1000

9