

**RADIATION TEST REPORT**

PRODUCT:	AD8346AFQMLR
DATE CODE:	0927
GAMMA:	0, 30k, 50k, 100k
GAMMA SOURCE:	Co60
DOSE RATE:	7.7 mRad/s
FACILITIES:	University of Massachusetts @ Lowell
TESTED:	2009/2010

The RADTEST<sup>SM</sup> DATA SERVICE is a compilation of radiation test results on Analog Devices' Space grade products. It is designed to assist customers in selecting the right product for applications where radiation is a consideration. Many products manufactured by Analog Devices, Inc. have been shown to be radiation tolerant to most tactical radiation environments. Analog Devices, Inc. does not make any claim to maintain or guarantee these levels of radiation tolerance without lot qualification test.

It is the responsibility of the Procuring Activity to screen products from Analog Devices, Inc. for compliance to Nuclear Hardness Critical Items (HCI) specifications.

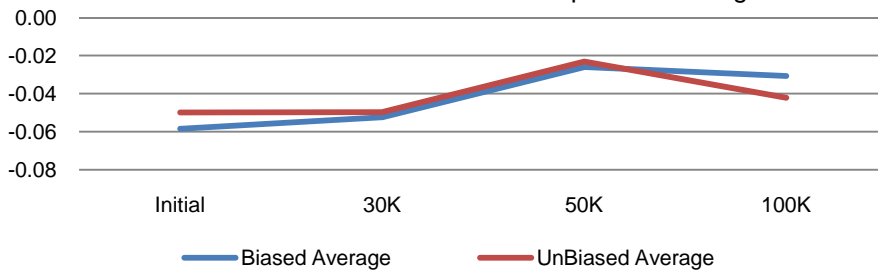
**WARNING:**

Analog Devices, Inc. does not recommend use of this data to qualify other product grades or process levels. Analog Devices, Inc. is not responsible and has no liability for any consequences, and all applicable Warranties are null and void if any Analog product is modified in any way or used outside of normal environmental and operating conditions, including the parameters specified in the corresponding data sheet. Analog Devices, Inc. does not guarantee that wafer manufacturing is the same for all process levels.

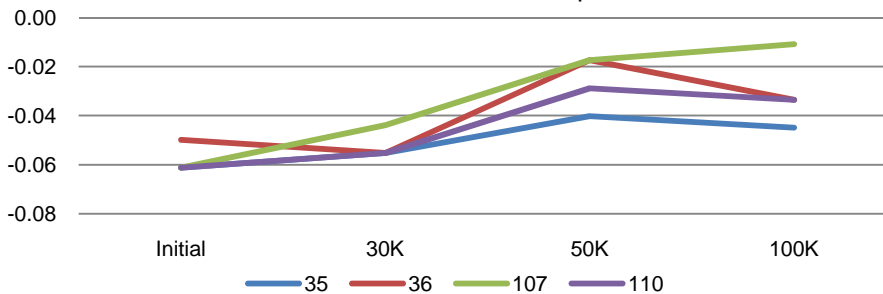


	T# 1	IIL_0V_3V				uA
	SN	Initial	30K	50K	100K	Limit
Control	38	-0.04987	-0.05529	-0.02885	-0.04499	+/-1
	104	-0.04987	-0.05529	-0.01747	-0.03361	
Biased	35	-0.06125	-0.05529	-0.04023	-0.04499	
	36	-0.04987	-0.05529	-0.01747	-0.03361	
	107	-0.06125	-0.044	-0.01747	-0.01084	
	110	-0.06125	-0.05529	-0.02885	-0.03361	
	Min	-0.0613	-0.0553	-0.0402	-0.0450	
	Max	-0.0499	-0.0439	-0.0175	-0.0108	
	Average	-0.0584	-0.0524	-0.0260	-0.0308	
UnBiased	33	-0.04987	-0.04391	-0.04023	-0.03361	
	34	-0.03849	-0.05529	-0.00609	-0.04499	
	109	-0.06125	-0.04391	-0.01747	-0.04499	
	111	-0.04987	-0.05529	-0.02885	-0.04499	
	Min	-0.0613	-0.0553	-0.0402	-0.0450	
	Max	-0.0385	-0.0439	-0.0061	-0.0336	
	Average	-0.0499	-0.0496	-0.0232	-0.0421	

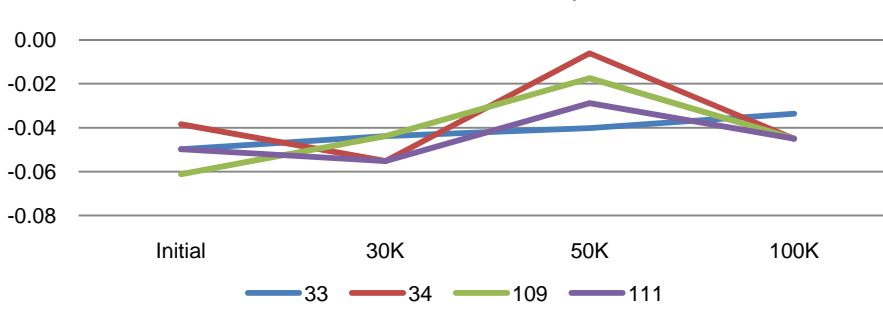
Enable Low Threshold Current Vil=0V Vps=3V- Average



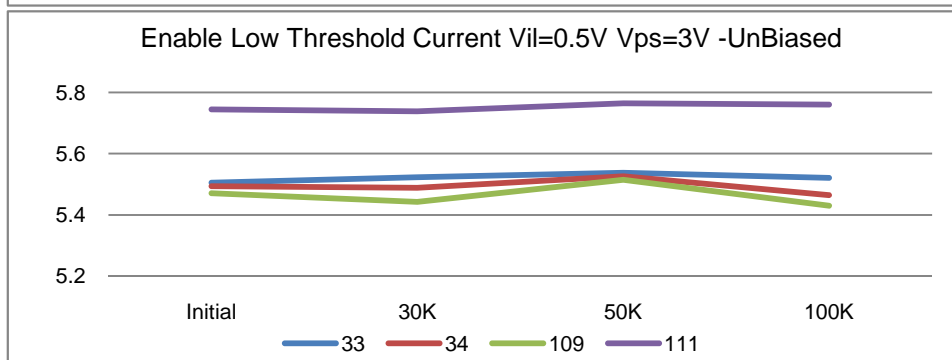
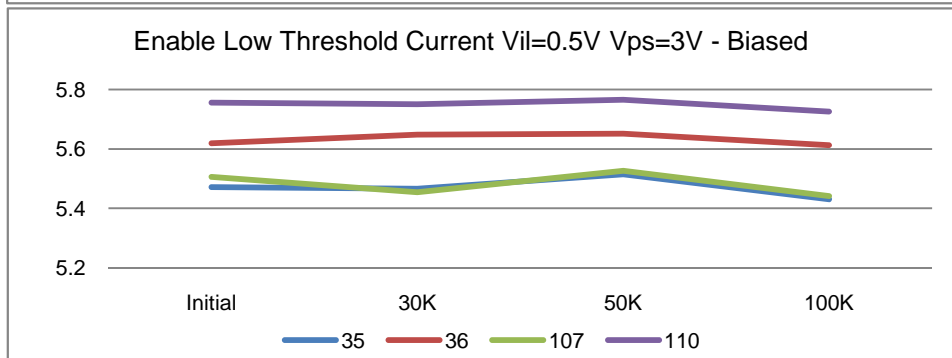
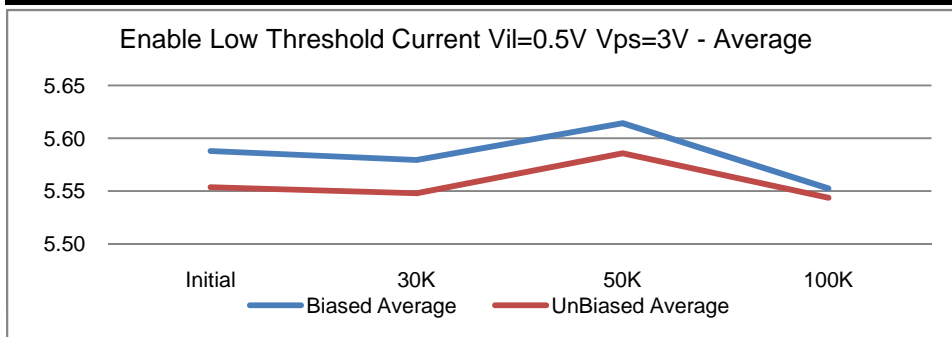
Enable Low Threshold Current Vil=0V Vps=3V - Biased



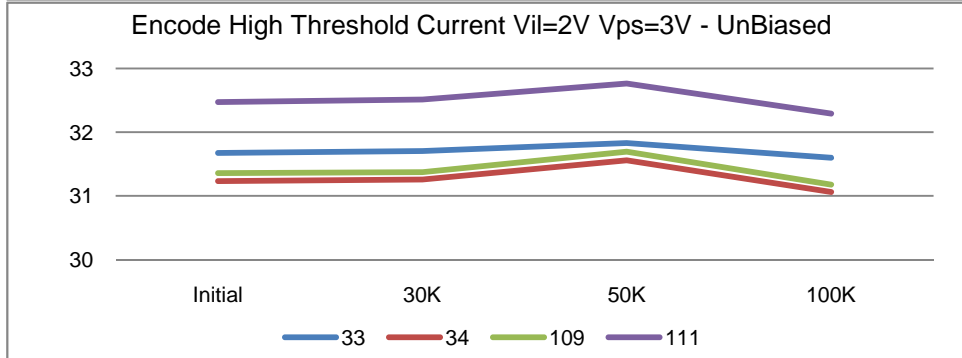
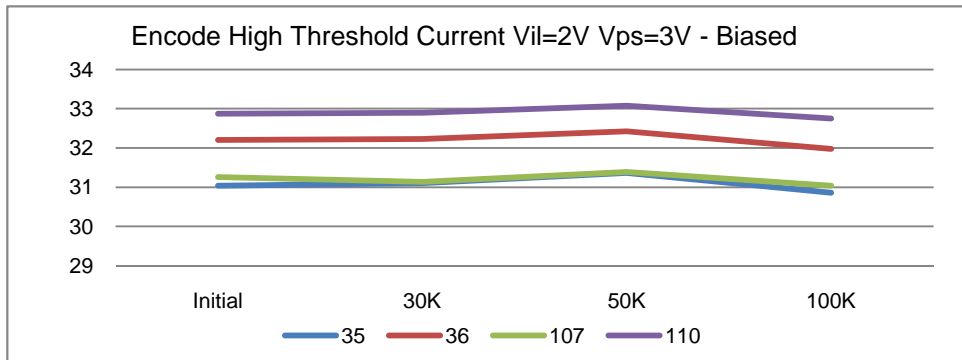
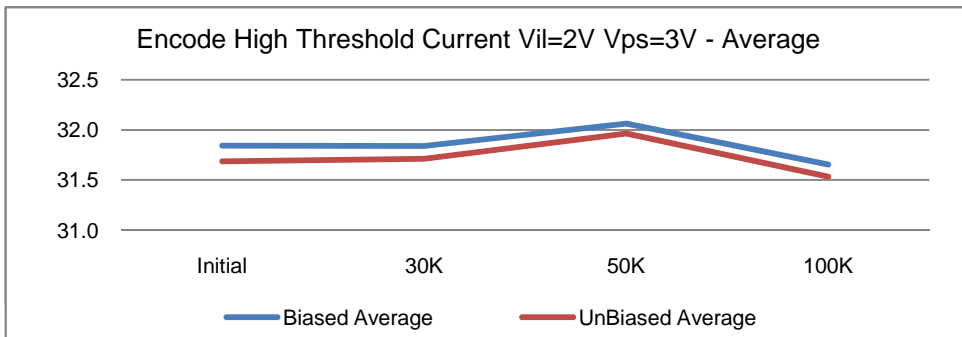
Enable Low Threshold Current Vil=0V Vps=3V - UnBiased



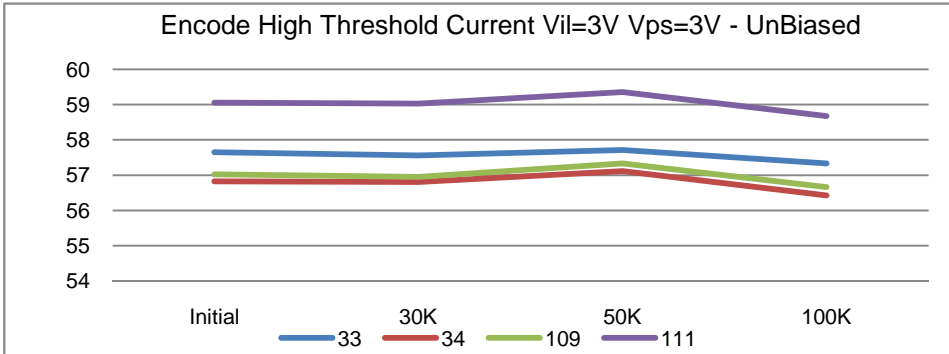
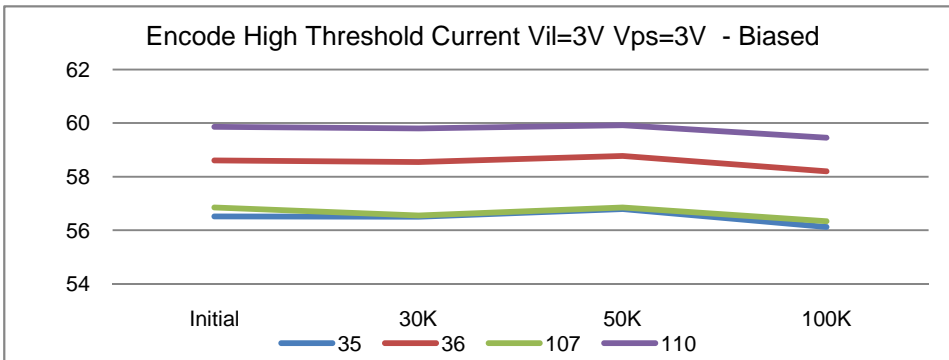
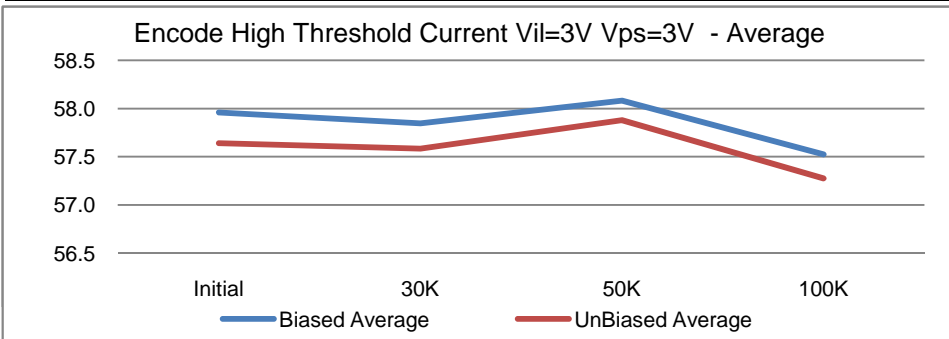
	T# 2	IIL_0.5V_3V				uA
	SN	Initial	30K	50K	100K	Limit
Control	38	5.51671	5.49969	5.5374	5.52113	<10
	104	5.47118	5.4883	5.5374	5.52113	
Biased	35	5.47118	5.46554	5.51464	5.43007	
	36	5.61917	5.64767	5.65123	5.61219	
	107	5.50533	5.454	5.52602	5.44145	
	110	5.75577	5.75012	5.76506	5.72602	
	Min	5.4712	5.4542	5.5146	5.4301	
	Max	5.7558	5.7501	5.7651	5.7260	
	Average	5.5879	5.5794	5.6142	5.5524	
UnBiased	33	5.50533	5.52245	5.5374	5.52113	
	34	5.49395	5.4883	5.52602	5.46422	
	109	5.47118	5.44277	5.51464	5.43007	
	111	5.74439	5.73873	5.76506	5.76017	
	Min	5.4712	5.4428	5.5146	5.4301	
	Max	5.7444	5.7387	5.7651	5.7602	
	Average	5.5537	5.5481	5.5858	5.5439	



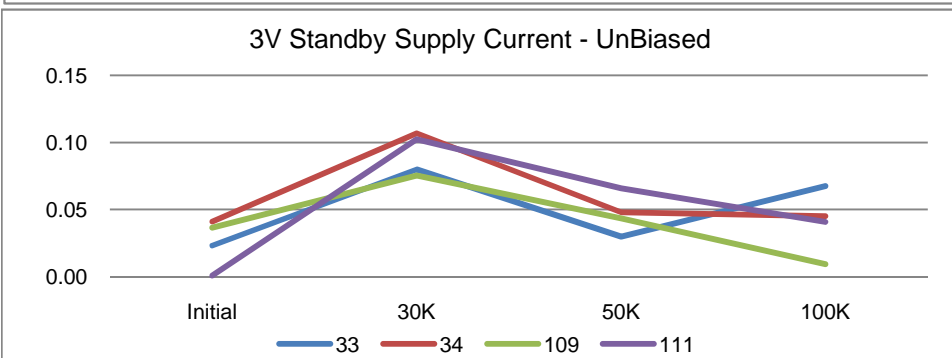
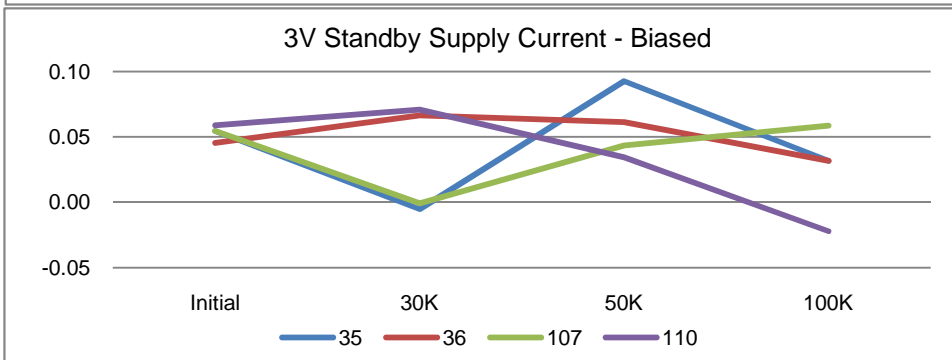
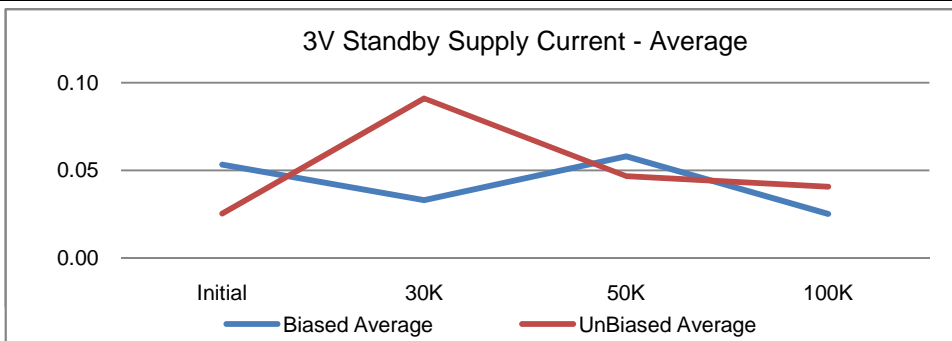
	T# 3	IIH_2V_3V				uA
	SN	Initial	30K	50K	100K	Limit
Control	38	31.25506	31.40773	31.69518	31.38254	<60
	104	31.22091	31.25975	31.66103	31.32562	
Biased	35	31.03877	31.10039	31.36508	30.85893	
	36	32.1999	32.22732	32.42367	31.97444	
	107	31.25506	31.135	31.38785	31.04106	
	110	32.87153	32.89893	33.07249	32.74846	
	Min	31.0388	31.1004	31.3651	30.8589	
	Max	32.8715	32.8989	33.0725	32.7485	
	Average	31.8413	31.8403	32.0623	31.6557	
UnBiased	33	31.67625	31.70369	31.83177	31.59881	
	34	31.23229	31.25975	31.55859	31.06382	
	109	31.35751	31.37358	31.69518	31.17765	
	111	32.47311	32.5119	32.76515	32.29315	
	Min	31.2323	31.2598	31.5586	31.0638	
	Max	32.4731	32.5119	32.7652	32.2932	
	Average	31.6848	31.7122	31.9627	31.5334	



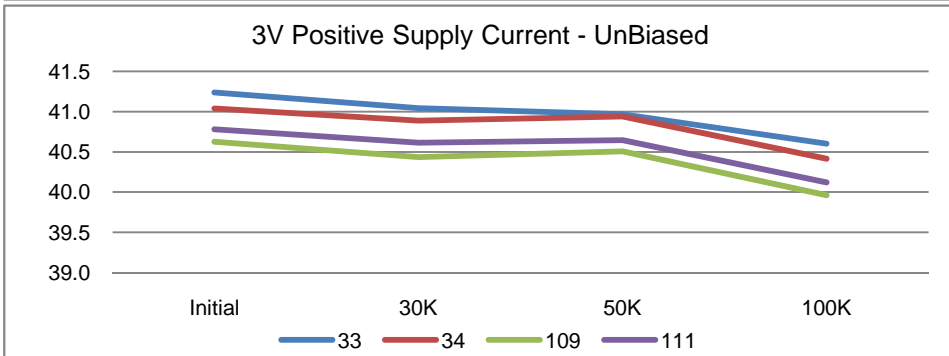
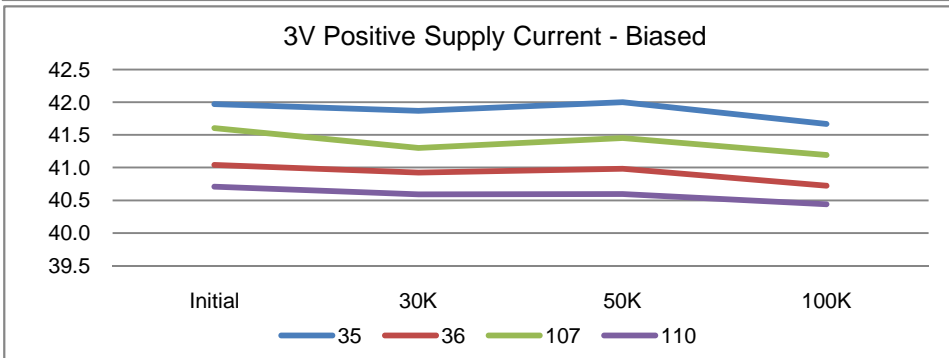
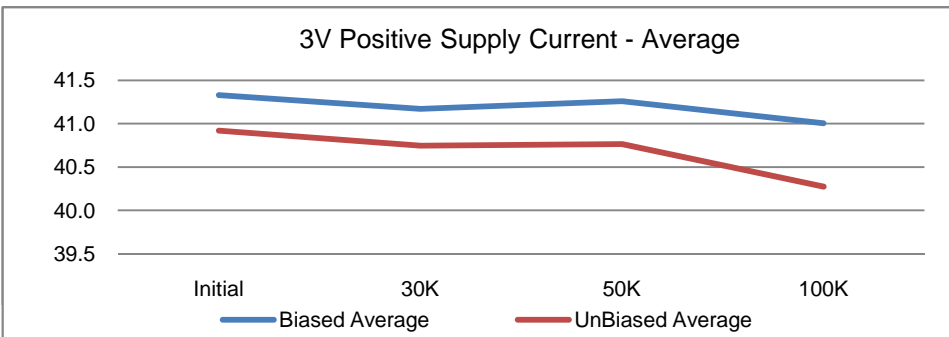
	T# 4	IIH_3V_3V				uA
	SN	Initial	30K	50K	100K	Limit
Control	38	56.95926	57.08812	57.40892	57.02767	<100
	104	56.74297	56.75801	57.24956	56.84555	
Biased	35	56.5153	56.49619	56.78287	56.11706	
	36	58.60988	58.54516	58.77484	58.20009	
	107	56.84542	56.553	56.85116	56.33333	
	110	59.86208	59.7973	59.91311	59.45218	
	Min	56.5153	56.4962	56.7829	56.1171	
	Max	59.8621	59.7973	59.9131	59.4522	
	Average	57.9582	57.8479	58.0805	57.5257	
UnBiased	33	57.65365	57.55483	57.71625	57.335	
	34	56.82265	56.80354	57.11297	56.42439	
	109	57.02756	56.95152	57.32924	56.66343	
	111	59.05384	59.02325	59.35536	58.67816	
	Min	56.8227	56.8035	57.1130	56.4244	
	Max	59.0538	59.0233	59.3554	58.6782	
	Average	57.6394	57.5833	57.8785	57.2752	



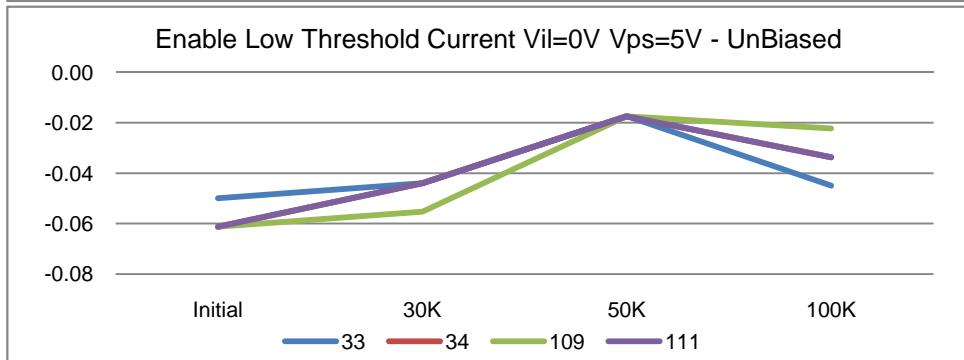
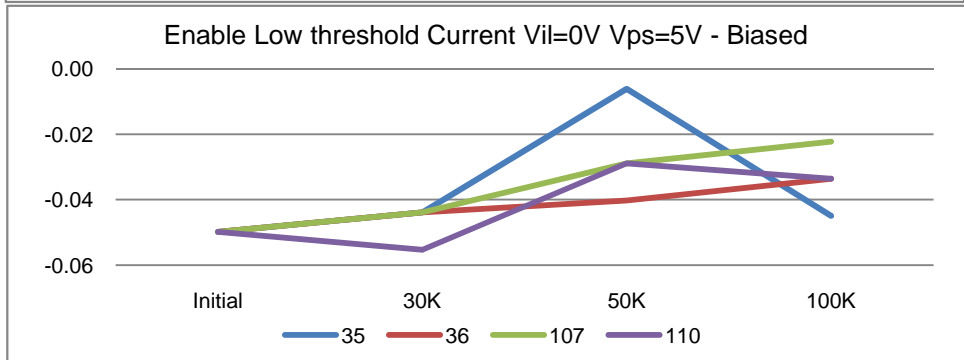
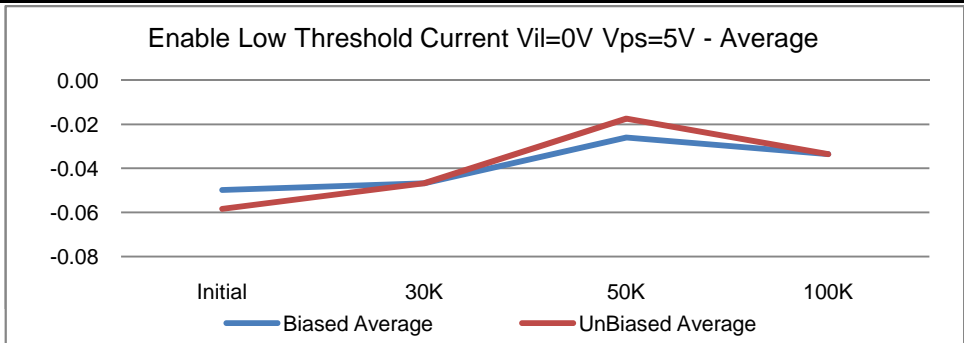
	T# 5	I_Standby_3V				uA
	SN	Initial	30K	50K	100K	Limit
Control	38	0.01412	0.0754	0.09264	0.0362	+/-20
	104	0.041	0.04852	0.06128	0.0586	
Biased	35	0.05444	-0.00525	0.09264	0.03172	
	36	0.04548	0.06644	0.06128	0.03172	
	107	0.05444	-0.001	0.04335	0.0586	
	110	0.05892	0.07092	0.03439	-0.02205	
	Min	0.0455	-0.0053	0.0344	-0.0221	
	Max	0.0589	0.0709	0.0926	0.0586	
	Average	0.0533	0.0328	0.0579	0.0250	
UnBiased	33	0.02308	0.07988	0.02991	0.06756	
	34	0.041	0.10677	0.04783	0.04516	
	109	0.03652	0.0754	0.04335	0.00932	
	111	0.000675	0.10229	0.06576	0.04068	
	Min	0.0007	0.0754	0.0299	0.0093	
	Max	0.0410	0.1068	0.0658	0.0676	
	Average	0.0253	0.0911	0.0467	0.0407	



	T# 6	I_PS3V				mA
	SN	Initial	30K	50K	100K	Limit
Control	38	41.63604	41.76216	41.92169	41.73084	>33
	104	41.32295	41.38367	41.64263	41.43298	<53
Biased	35	41.96883	41.86742	42.00142	41.66454	
	36	41.04167	40.92366	40.98329	40.72439	
	107	41.6011	41.302	41.45047	41.1911	
	110	40.70709	40.59265	40.59404	40.43772	
	Min	40.7071	40.5927	40.5940	40.4377	
	Max	41.9688	41.8674	42.0014	41.6645	
	Average	41.3297	41.1715	41.2573	41.0044	
UnBiased	33	41.2383	41.04236	40.9685	40.603	
	34	41.03809	40.88693	40.93849	40.41398	
	109	40.62423	40.43588	40.5058	39.96205	
	111	40.7801	40.61325	40.64689	40.1215	
	Min	40.6242	40.4359	40.5058	39.9621	
	Max	41.2383	41.0424	40.9685	40.6030	
	Average	40.9202	40.7446	40.7649	40.2751	

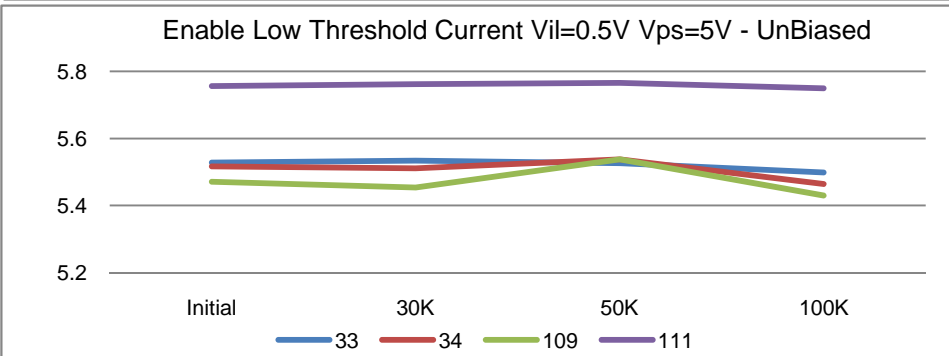
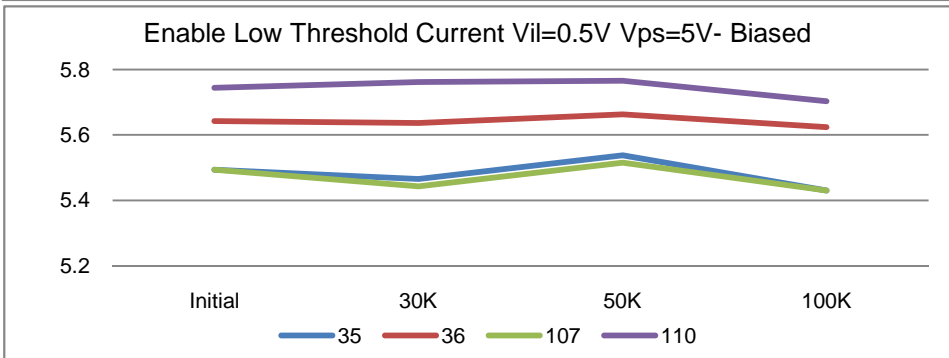
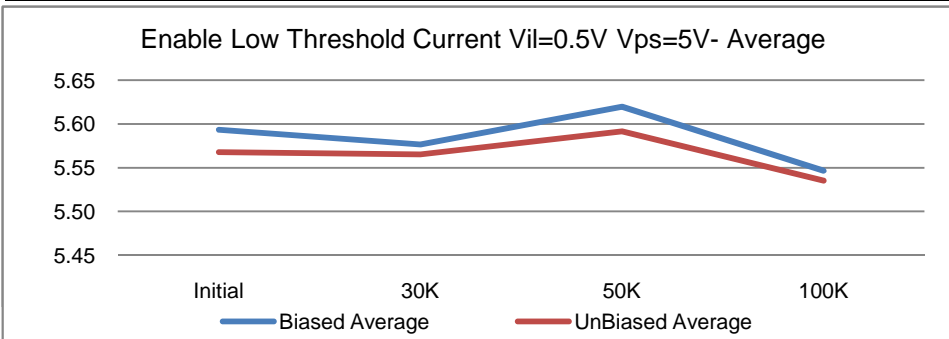


	T# 7	IIL_0V_5V				uA
	SN	Initial	30K	50K	100K	Limit
Control	38	-0.06125	-0.04391	-0.02885	-0.04499	+/-1
	104	-0.04987	-0.04391	-0.04023	-0.03361	
Biased	35	-0.04987	-0.04391	-0.00609	-0.04499	
	36	-0.04987	-0.04391	-0.04023	-0.03361	
	107	-0.04987	-0.044	-0.02885	-0.02222	
	110	-0.04987	-0.05529	-0.02885	-0.03361	
	Min	-0.0499	-0.0553	-0.0402	-0.0450	
	Max	-0.0499	-0.0439	-0.0061	-0.0222	
	Average	-0.0499	-0.0468	-0.0260	-0.0336	
UnBiased	33	-0.04987	-0.04391	-0.01747	-0.04499	
	34	-0.06125	-0.04391	-0.01747	-0.03361	
	109	-0.06125	-0.05529	-0.01747	-0.02222	
	111	-0.06125	-0.04391	-0.01747	-0.03361	
	Min	-0.0613	-0.0553	-0.0175	-0.0450	
	Max	-0.0499	-0.0439	-0.0175	-0.0222	
	Average	-0.0584	-0.0468	-0.0175	-0.0336	

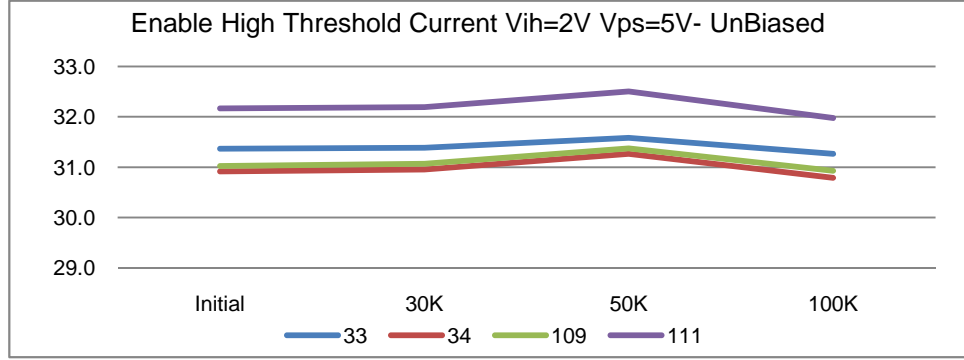
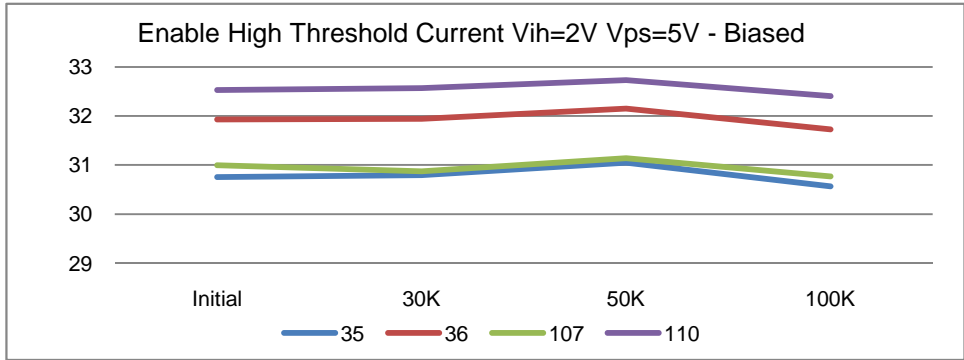
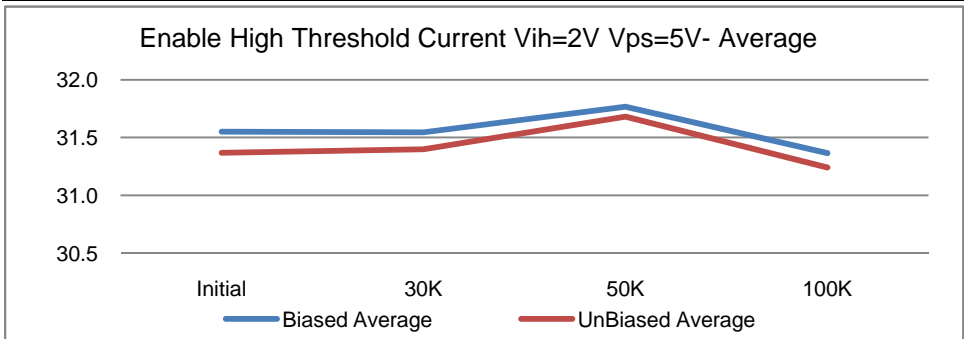




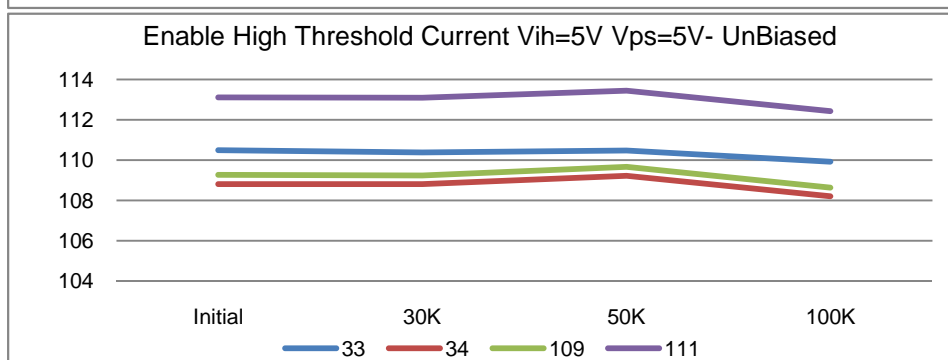
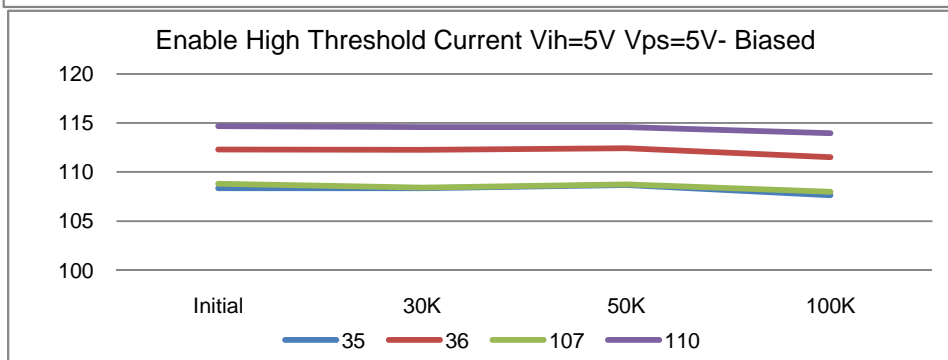
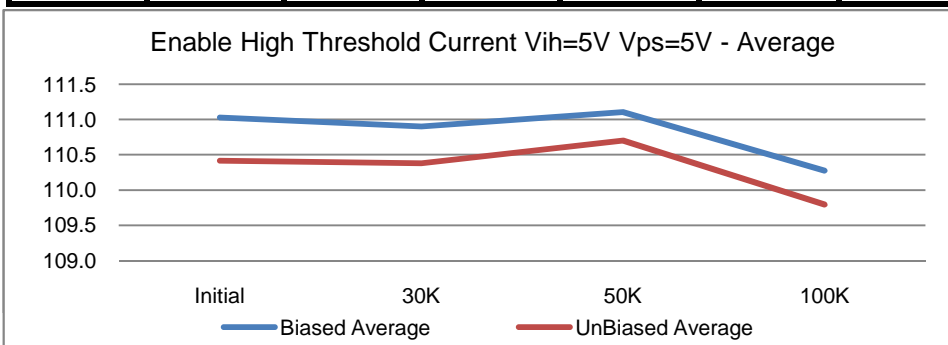
	T# 8	IIL_0.5V_5V				uA
	SN	Initial	30K	50K	100K	Limit
Control	38	5.50533	5.52245	5.5374	5.52113	<10
	104	5.47118	5.49969	5.5374	5.50975	
Biased	35	5.49395	5.46554	5.5374	5.43007	
	36	5.64193	5.63628	5.66261	5.62358	
	107	5.49395	5.443	5.51464	5.43007	
	110	5.74439	5.7615	5.76506	5.70325	
	Min	5.4940	5.4428	5.5146	5.4301	
	Max	5.7444	5.7615	5.7651	5.7033	
	Average	5.5936	5.5765	5.6199	5.5467	
UnBiased	33	5.5281	5.53384	5.52602	5.49837	
	34	5.51671	5.51107	5.5374	5.46422	
	109	5.47118	5.45415	5.5374	5.43007	
	111	5.75577	5.7615	5.76506	5.74879	
	Min	5.4712	5.4542	5.5260	5.4301	
	Max	5.7558	5.7615	5.7651	5.7488	
	Average	5.5679	5.5651	5.5915	5.5354	



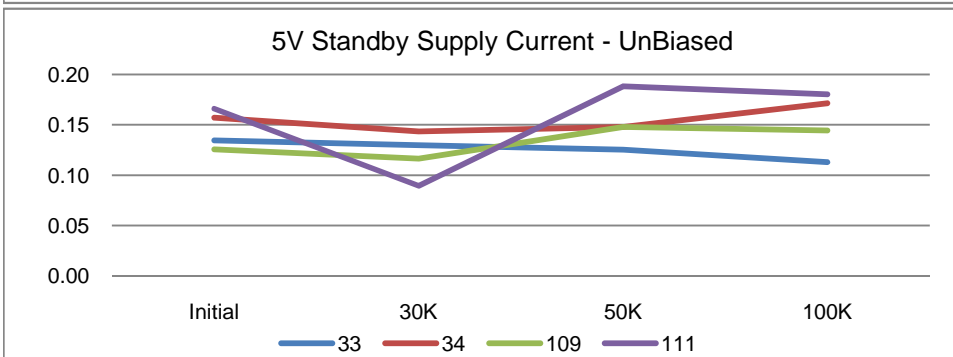
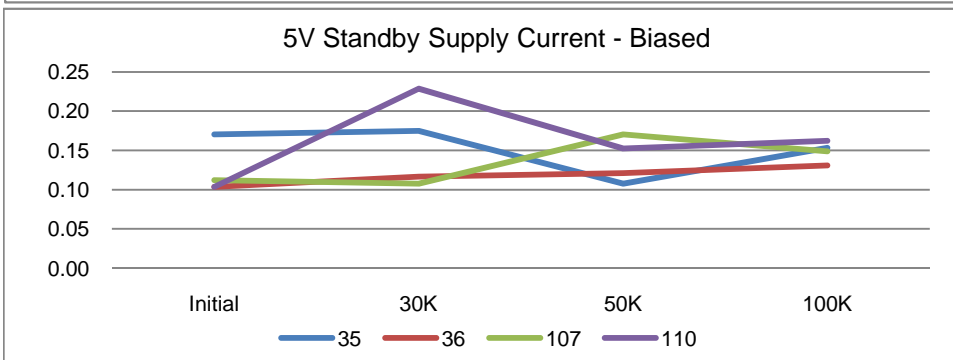
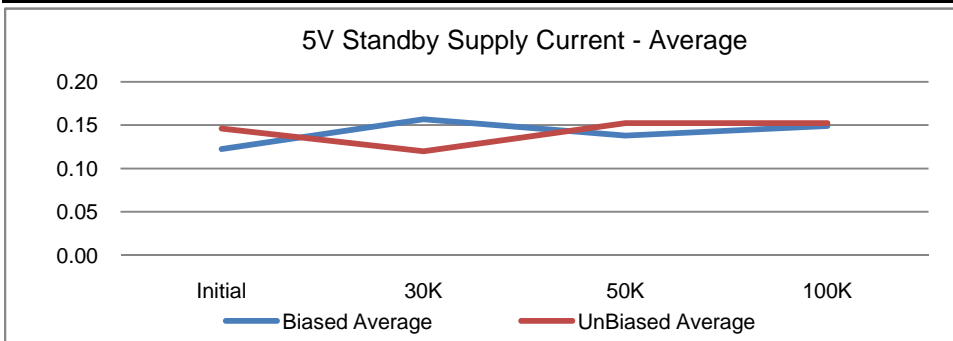
	T# 9	IIH_2V_5V				uA
	SN	Initial	30K	50K	100K	Limit
Control	38	31.016	31.14592	31.37646	31.12074	<60
	104	30.91355	30.96379	31.36508	31.02967	
Biased	35	30.75418	30.79304	31.04637	30.56299	
	36	31.92669	31.94274	32.15049	31.72402	
	107	30.99324	30.873	31.13743	30.76787	
	110	32.53002	32.56882	32.731	32.40698	
	Min	30.7542	30.7930	31.0464	30.5630	
	Max	32.5300	32.5688	32.7310	32.4070	
	Average	31.5510	31.5443	31.7663	31.3655	
UnBiased	33	31.3689	31.38497	31.58135	31.26871	
	34	30.91355	30.95241	31.26264	30.79064	
	109	31.02739	31.06624	31.37646	30.92723	
	111	32.16575	32.19317	32.50335	31.97444	
	Min	30.9136	30.9524	31.2626	30.7906	
	Max	32.1658	32.1932	32.5034	31.9744	
	Average	31.3689	31.3992	31.6810	31.2403	



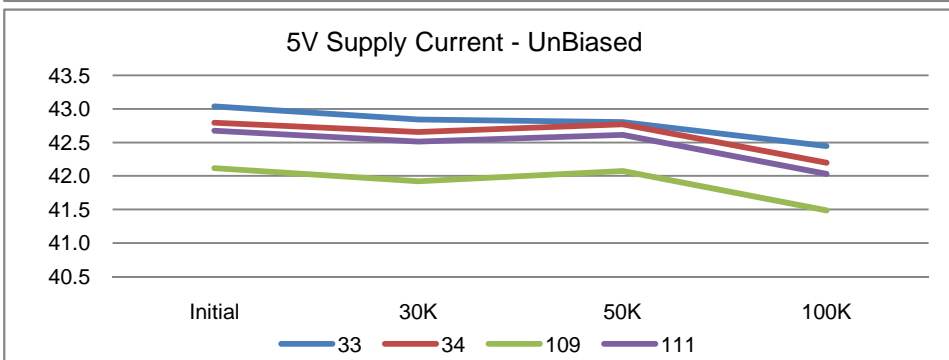
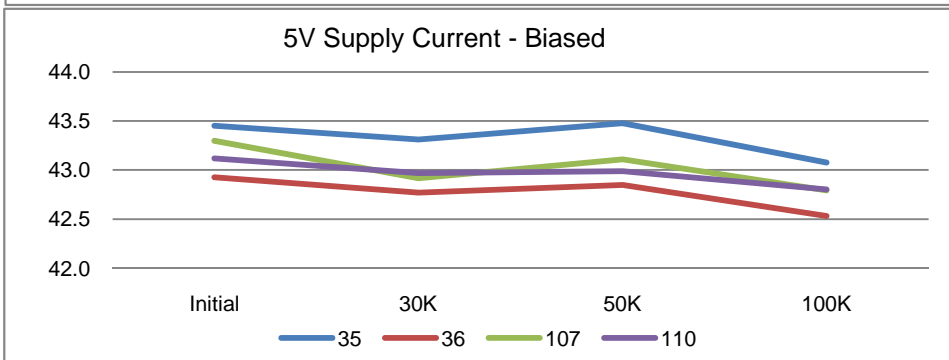
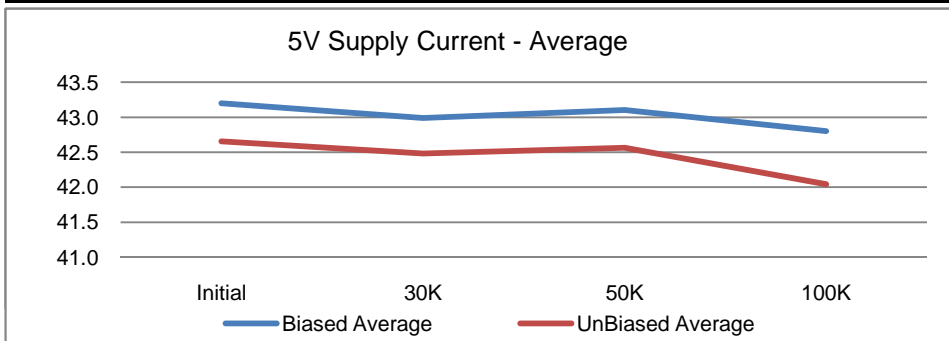
	T# 10	IIH_5V_5V				uA
	SN	Initial	30K	50K	100K	Limit
Control	38	109.1987	109.462	109.9178	109.4221	<180
	104	108.6978	108.8701	109.5194	108.9895	
Biased	35	108.3563	108.3351	108.6657	107.635	
	36	112.2836	112.2509	112.4219	111.5165	
	107	108.8002	108.426	108.7453	107.9992	
	110	114.6742	114.5844	114.5847	113.9524	
	Min	108.3563	108.3351	108.6657	107.6350	
	Max	114.6742	114.5844	114.5847	113.9524	
	Average	111.0286	110.8991	111.1044	110.2758	
UnBiased	33	110.485	110.384	110.4755	109.9229	
	34	108.8116	108.8018	109.2234	108.2041	
	109	109.267	109.2343	109.6673	108.6253	
	111	113.1032	113.0932	113.4464	112.4271	
	Min	108.8116	108.8018	109.2234	108.2041	
	Max	113.1032	113.0932	113.4464	112.4271	
	Average	110.4167	110.3783	110.7032	109.7948	



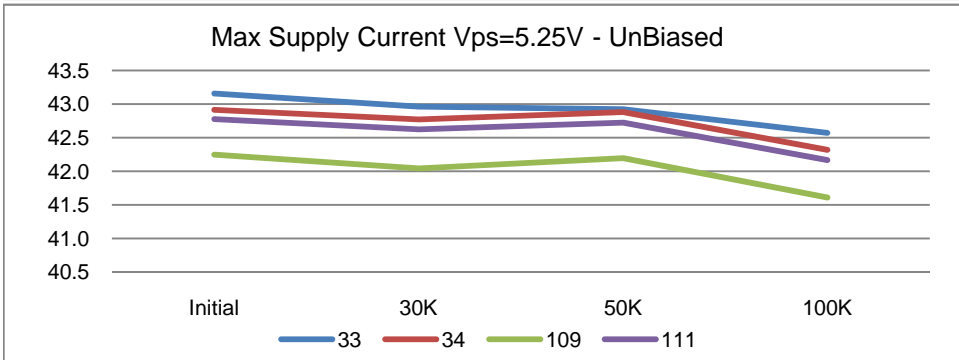
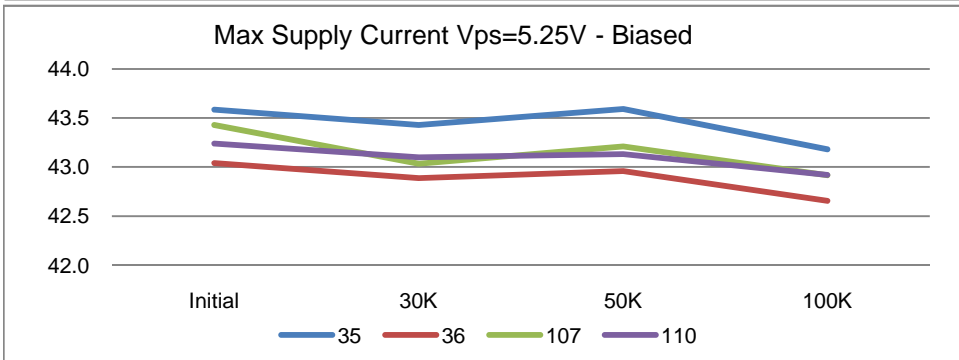
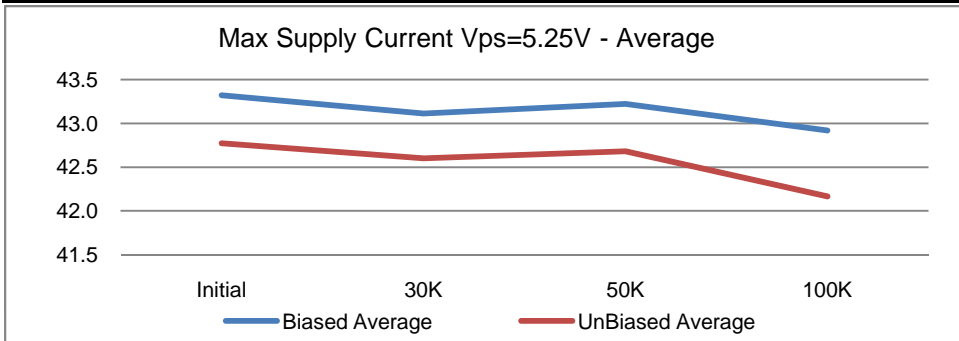
	T# 11	I_Standby_5V				uA
	SN	Initial	30K	50K	100K	Limit
Control	38	0.11674	0.16131	0.11205	0.11309	<20
	104	0.13914	0.17027	0.1255	0.13549	
Biased	35	0.1705	0.17475	0.10757	0.15341	
	36	0.1033	0.11651	0.12101	0.13101	
	107	0.11226	0.108	0.1703	0.14893	
	110	0.1033	0.22852	0.15238	0.16237	
	Min	0.1033	0.1076	0.1076	0.1310	
	Max	0.1705	0.2285	0.1703	0.1624	
	Average	0.1223	0.1568	0.1378	0.1489	
UnBiased	33	0.13466	0.12995	0.1255	0.11309	
	34	0.15706	0.14339	0.1479	0.17133	
	109	0.1257	0.11651	0.1479	0.14445	
	111	0.16602	0.08962	0.18822	0.18029	
	Min	0.1257	0.0896	0.1255	0.1131	
	Max	0.1660	0.1434	0.1882	0.1803	
	Average	0.1459	0.1199	0.1524	0.1523	



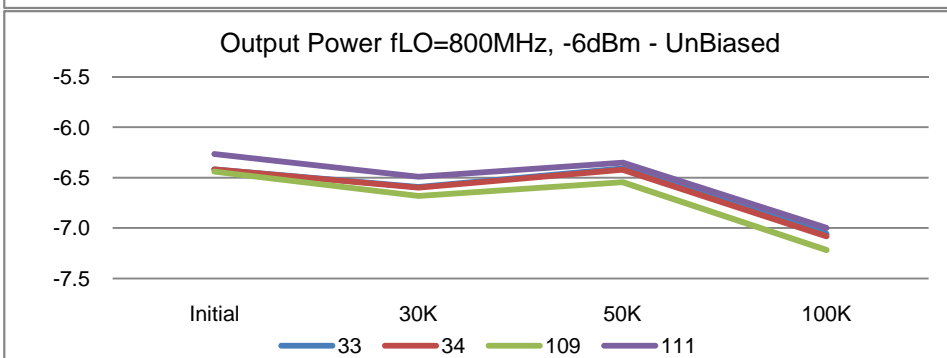
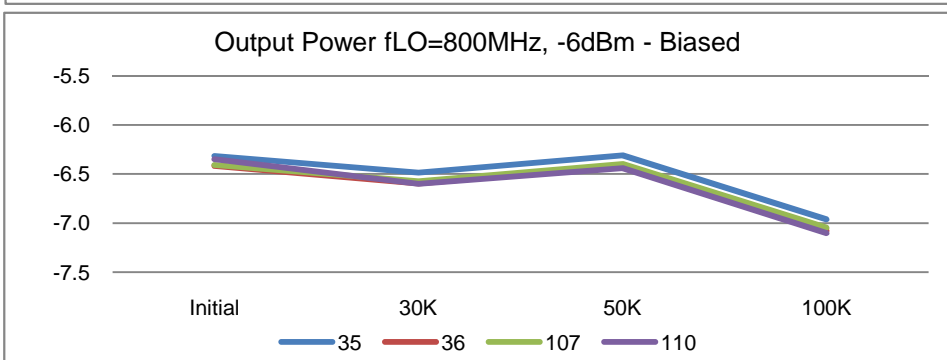
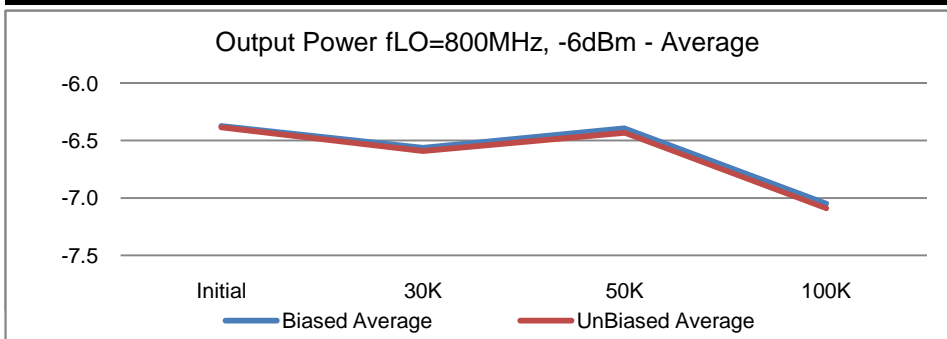
	T# 12	I_PS5V				mA
	SN	Initial	30K	50K	100K	Limit
Control	38	43.36936	43.52388	43.71797	43.48625	>35
	104	42.90936	42.97966	43.29602	43.02849	<55
Biased	35	43.45132	43.31067	43.47788	43.07731	
	36	42.92683	42.77049	42.84855	42.53086	
	107	43.29769	42.917	43.1079	42.79199	
	110	43.11987	42.96846	42.98785	42.80274	
	Min	42.9268	42.7705	42.8486	42.5309	
	Max	43.4513	43.3107	43.4779	43.0773	
	Average	43.1989	42.9916	43.1055	42.8007	
UnBiased	33	43.0388	42.84081	42.80241	42.44576	
	34	42.79201	42.65313	42.76792	42.19941	
	109	42.11836	41.92258	42.07139	41.48589	
	111	42.67332	42.51249	42.61114	42.03324	
	Min	42.1184	41.9226	42.0714	41.4859	
	Max	43.0388	42.8408	42.8024	42.4458	
	Average	42.6556	42.4823	42.5632	42.0411	



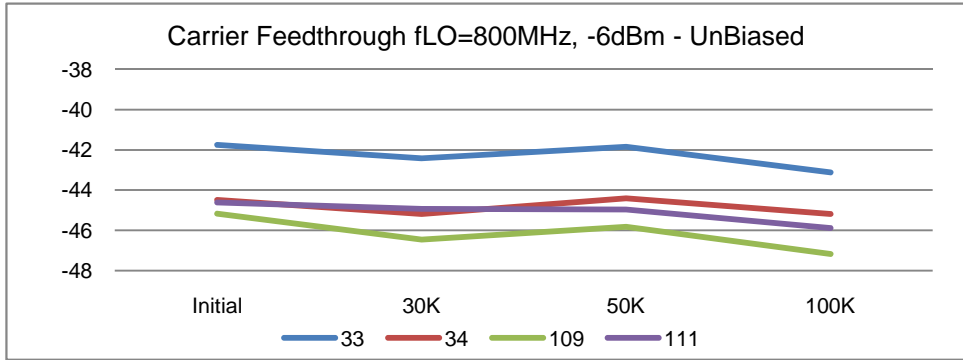
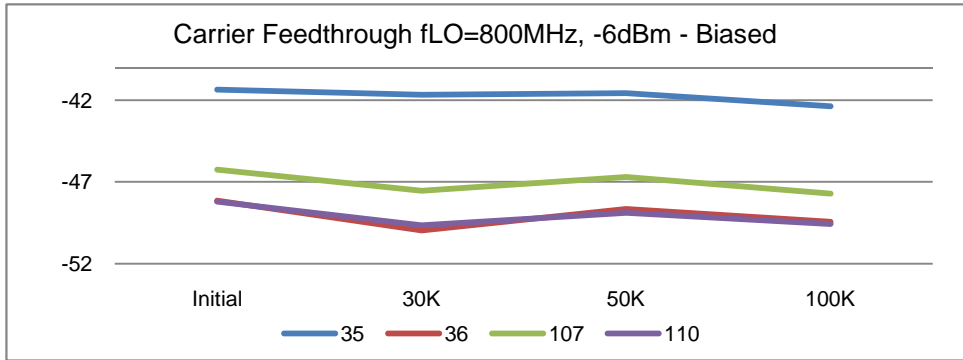
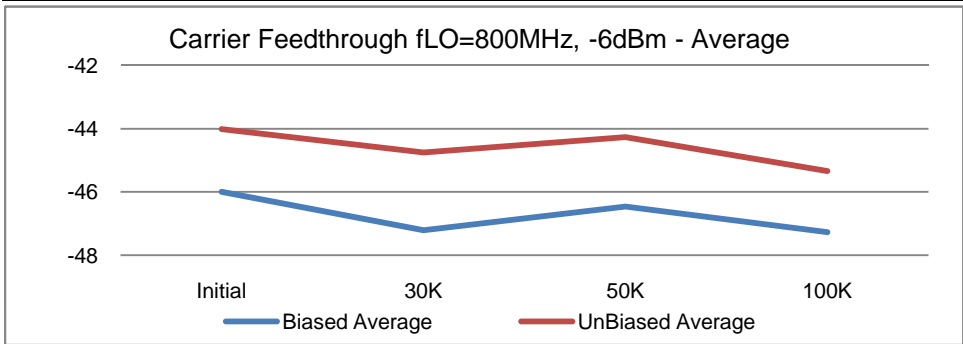
	T# 13	I_PSmax				mA
	SN	Initial	30K	50K	100K	Limit
Control	38	43.48144	43.63956	43.83366	43.60282	>35
	104	43.01248	43.07833	43.4041	43.15402	<55
Biased	35	43.58356	43.4286	43.58999	43.1809	
	36	43.04115	42.88572	42.95886	42.65416	
	107	43.42903	43.035	43.21015	42.91663	
	110	43.23822	43.10027	43.13042	42.92066	
	Min	43.0412	42.8857	42.9589	42.6542	
	Max	43.5836	43.4286	43.5900	43.1809	
	Average	43.3230	43.1124	43.2224	42.9181	
UnBiased	33	43.15715	42.96187	42.92392	42.57129	
	34	42.91125	42.77061	42.87958	42.31599	
	109	42.24612	42.04185	42.1938	41.60784	
	111	42.77778	42.62324	42.72505	42.16504	
	Min	42.2461	42.0419	42.1938	41.6078	
	Max	43.1572	42.9619	42.9239	42.5713	
	Average	42.7731	42.5994	42.6806	42.1650	



	T# 14	P_OUT_800M_5V_-6dBm				dBm
	SN	Initial	30K	50K	100K	Limit
Control	38	-6.29973	-6.50784	-6.32644	-6.97026	>-11
	104	-6.49268	-6.62201	-6.46462	-7.1161	<-4
Biased	35	-6.31736	-6.48459	-6.31106	-6.96338	
	36	-6.41745	-6.59631	-6.41689	-7.07679	
	107	-6.40772	-6.573	-6.39825	-7.04563	
	110	-6.349	-6.60097	-6.44066	-7.10309	
	Min	-6.4175	-6.6010	-6.4407	-7.1031	
	Max	-6.3174	-6.4846	-6.3111	-6.9634	
	Average	-6.3729	-6.5637	-6.3917	-7.0472	
UnBiased	33	-6.41966	-6.59205	-6.40937	-7.05717	
	34	-6.41702	-6.59805	-6.42225	-7.08025	
	109	-6.44126	-6.68168	-6.54402	-7.21741	
	111	-6.26553	-6.48976	-6.35286	-6.99941	
	Min	-6.4413	-6.6817	-6.5440	-7.2174	
	Max	-6.2655	-6.4898	-6.3529	-6.9994	
	Average	-6.3859	-6.5904	-6.4321	-7.0886	

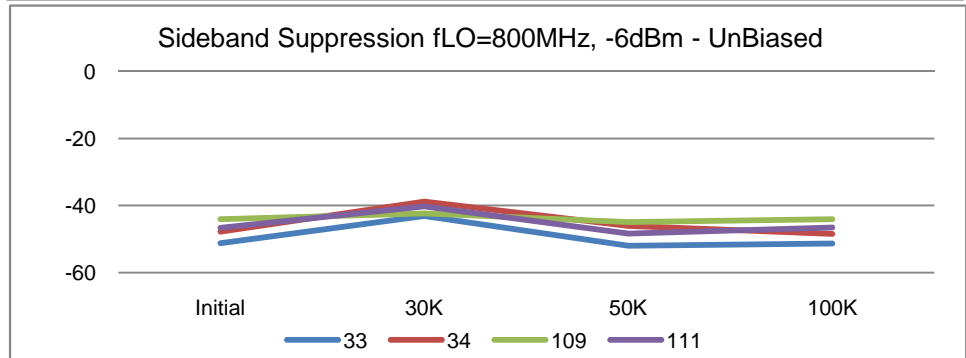
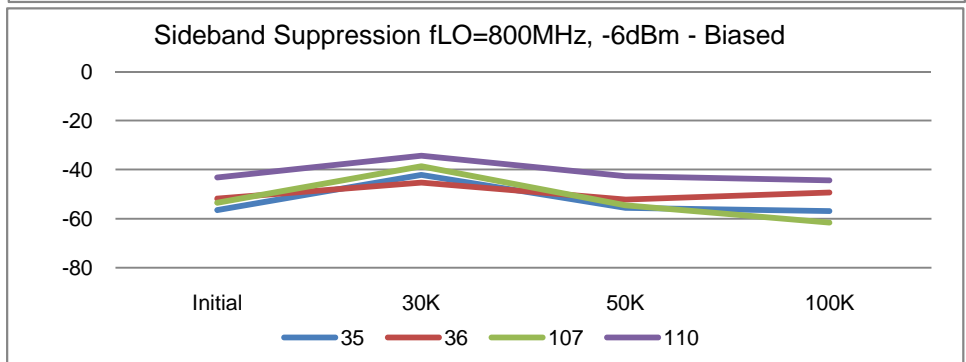
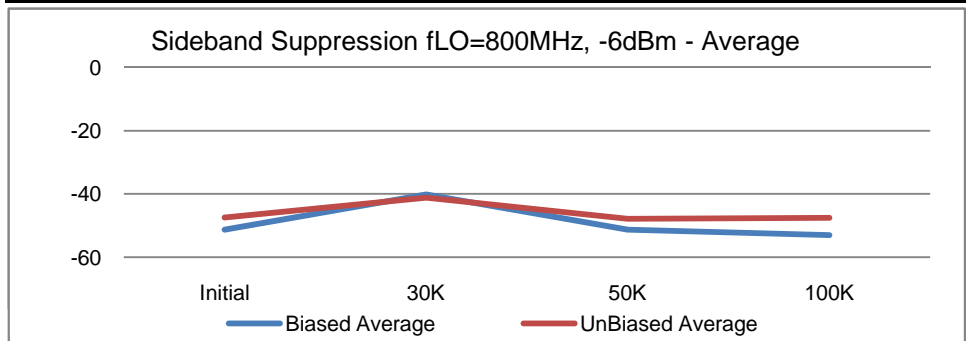


	T# 15	P_FDTH_800M_5V_-6dBm				dBm
	SN	Initial	30K	50K	100K	Limit
Control	38	-44.02256	-43.477	-44.29161	-44.7492	<-35
	104	-42.37871	-42.221	-42.42188	-43.06443	
Biased	35	-41.36467	-41.6747	-41.57982	-42.36721	
	36	-48.1545	-49.9709	-48.66226	-49.44138	
	107	-46.252	-47.547	-46.70509	-47.70569	
	110	-48.19994	-49.6603	-48.88796	-49.57078	
	Min	-48.1999	-49.9709	-48.8880	-49.5708	
	Max	-41.3647	-41.6747	-41.5798	-42.3672	
	Average	-45.9928	-47.2132	-46.4588	-47.2713	
UnBiased	33	-41.7591	-42.426	-41.84955	-43.1134	
	34	-44.48915	-45.1922	-44.40053	-45.18599	
	109	-45.17057	-46.4583	-45.81803	-47.17679	
	111	-44.60916	-44.9347	-44.96573	-45.88816	
	Min	-45.1706	-46.4583	-45.8180	-47.1768	
	Max	-41.7591	-42.4260	-41.8496	-43.1134	
	Average	-44.0070	-44.7528	-44.2585	-45.3411	

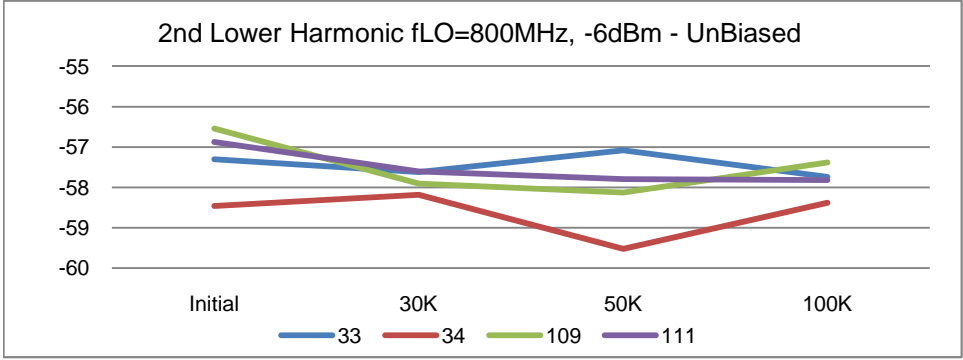
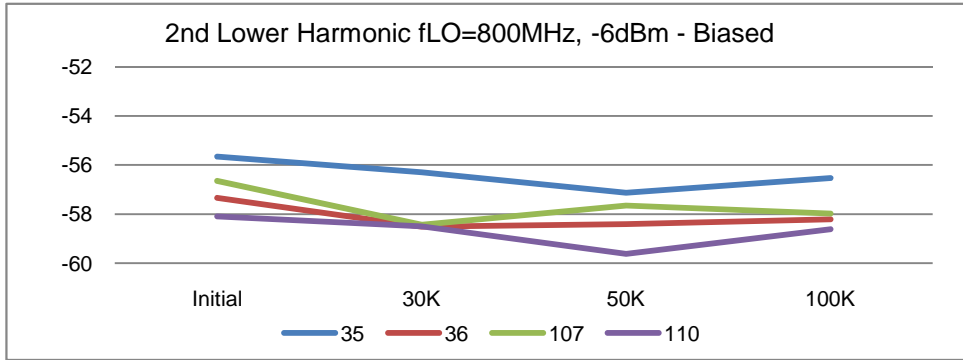
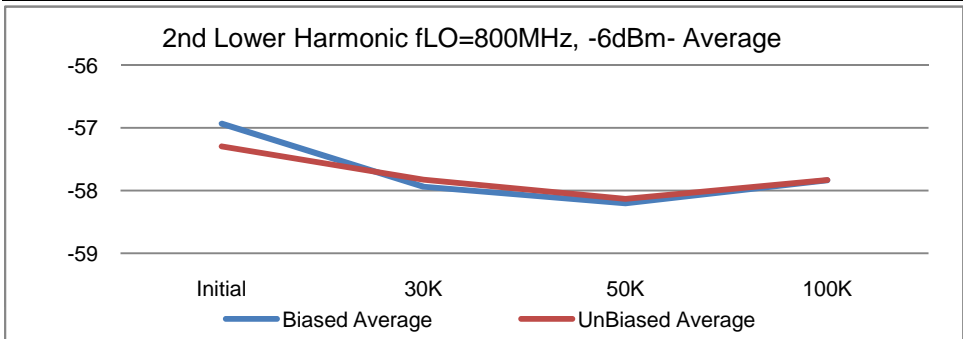




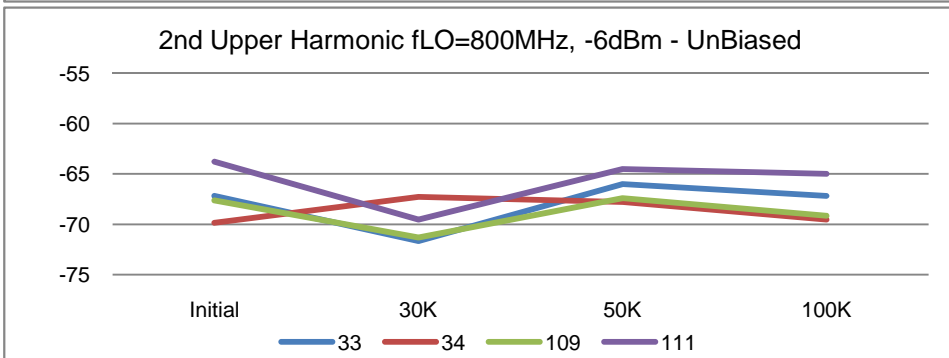
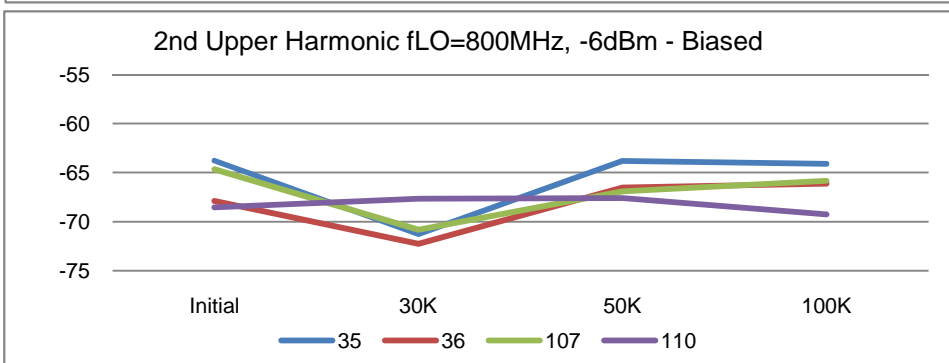
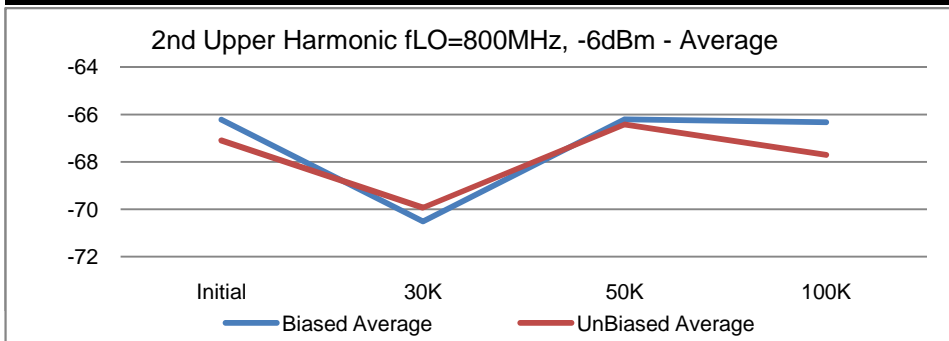
		T# 16	P_SUPP_800M_5V_-6dBm				dBc
		SN	Initial	30K	50K	100K	Limit
Control	38	-48.0828	-50.4823	-48.40304	-46.70048		<-28
	104	-53.0254	-40.7166	-55.20844	-60.49608		
Biased	35	-56.5612	-42.1725	-55.64233	-56.85807		
	36	-51.7746	-45.3402	-52.18433	-49.37474		
	107	-53.5631	-38.668	-54.53158	-61.5616		
	110	-43.2753	-34.3618	-42.68381	-44.36578		
	Min	-56.5612	-45.3402	-55.6423	-61.5616		
	Max	-43.2753	-34.3618	-42.6838	-44.3658		
	Average	-51.2935	-40.1355	-51.2605	-53.0400		
UnBiased	33	-51.2514	-43.1129	-51.97303	-51.30912		
	34	-47.7973	-38.7801	-46.03783	-48.46849		
	109	-44.0979	-42.3046	-44.88578	-44.04369		
	111	-46.6451	-40.2768	-48.3512	-46.49524		
	Min	-51.2514	-43.1129	-51.9730	-51.3091		
	Max	-44.0979	-38.7801	-44.8858	-44.0437		
	Average	-47.4479	-41.1186	-47.8120	-47.5791		



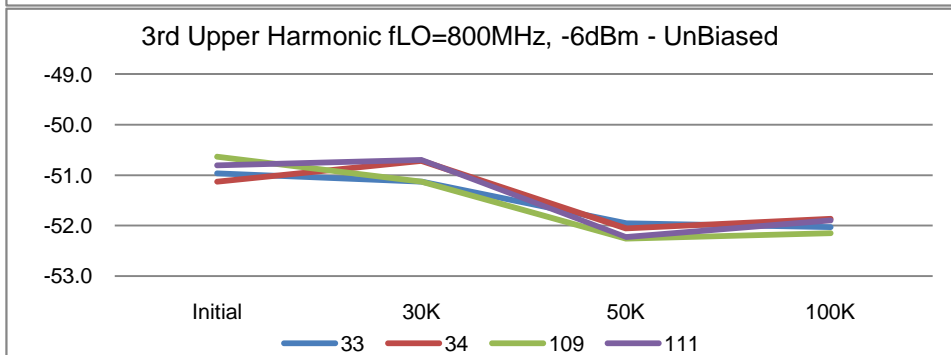
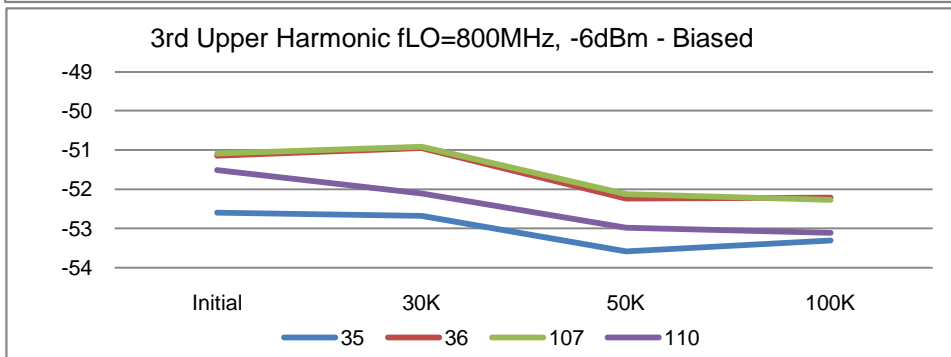
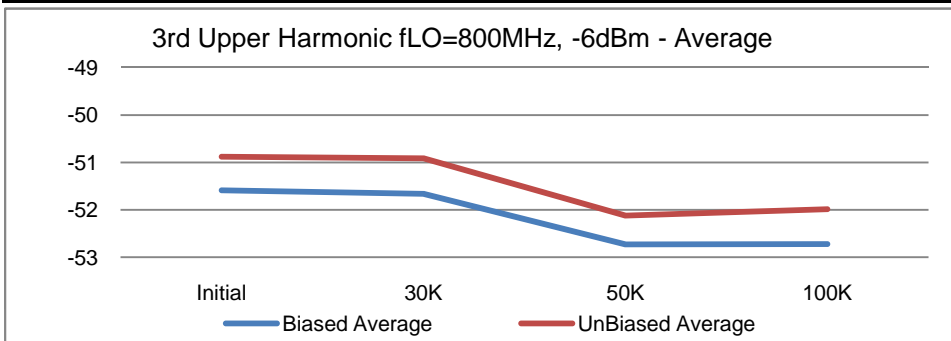
	T# 17	P_2ndL_800M_5V_-6dBm				dBc
	SN	Initial	30K	50K	100K	Limit
Control	38	-56.58092	-56.3121	-57.58552	-57.06923	<-46
	104	-56.89014	-56.7807	-56.78559	-57.35783	
Biased	35	-55.65473	-56.2947	-57.13366	-56.53399	
	36	-57.33396	-58.5112	-58.40402	-58.21172	
	107	-56.65135	-58.441	-57.65836	-57.97993	
	110	-58.10296	-58.4982	-59.62825	-58.61961	
	Min	-58.1030	-58.5112	-59.6283	-58.6196	
	Max	-55.6547	-56.2947	-57.1337	-56.5340	
	Average	-56.9358	-57.9363	-58.2061	-57.8363	
UnBiased	33	-57.29889	-57.6212	-57.08416	-57.74062	
	34	-58.46144	-58.1847	-59.52632	-58.38314	
	109	-56.54388	-57.9059	-58.1272	-57.3826	
	111	-56.87056	-57.6034	-57.79565	-57.81955	
	Min	-58.4614	-58.1847	-59.5263	-58.3831	
	Max	-56.5439	-57.6034	-57.0842	-57.3826	
	Average	-57.2937	-57.8288	-58.1333	-57.8315	



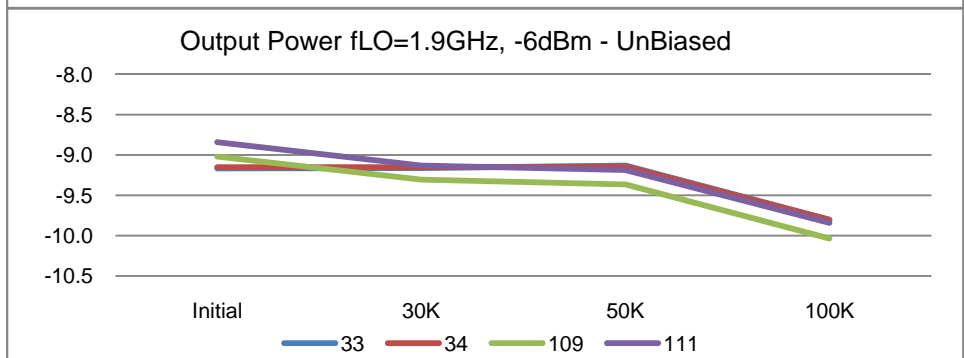
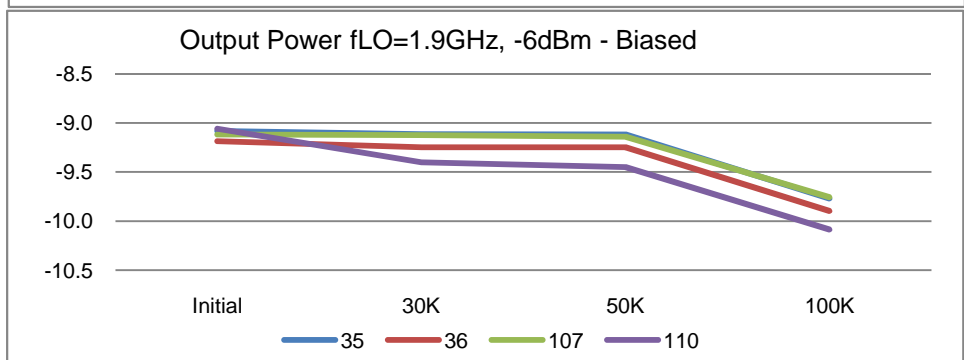
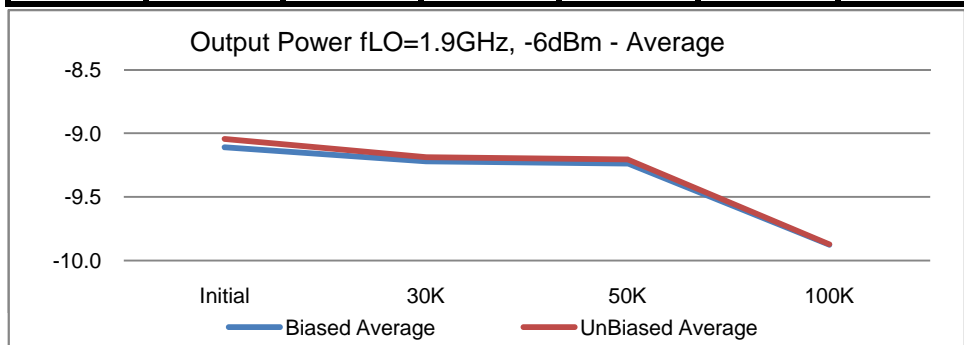
	T# 18	P_2ndU_800M_5V_-6dBm				dBc
	SN	Initial	30K	50K	100K	Limit
Control	38	-63.824	-66.5678	-64.39362	-64.45765	<-49
	104	-64.1748	-71.8239	-64.64325	-65.80989	
Biased	35	-63.767	-71.2745	-63.81247	-64.113	
	36	-67.8781	-72.2649	-66.50866	-66.13206	
	107	-64.6768	-70.839	-66.91403	-65.83876	
	110	-68.5532	-67.6678	-67.58537	-69.25487	
	Min	-68.5532	-72.2649	-67.5854	-69.2549	
	Max	-63.7670	-67.6678	-63.8125	-64.1130	
	Average	-66.2188	-70.5115	-66.2051	-66.3347	
UnBiased	33	-67.1761	-71.6694	-66.00292	-67.16209	
	34	-69.845	-67.2802	-67.78213	-69.52378	
	109	-67.6146	-71.2961	-67.40466	-69.16203	
	111	-63.7815	-69.5142	-64.51888	-64.9921	
	Min	-69.8450	-71.6694	-67.7821	-69.5238	
	Max	-63.7815	-67.2802	-64.5189	-64.9921	
	Average	-67.1043	-69.9400	-66.4271	-67.7100	



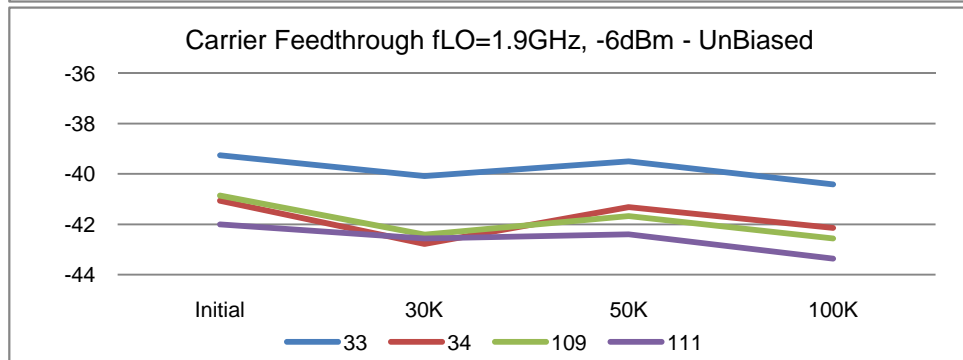
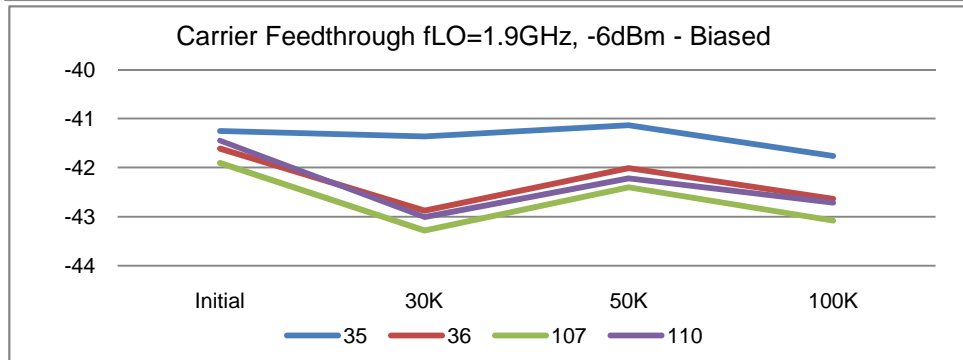
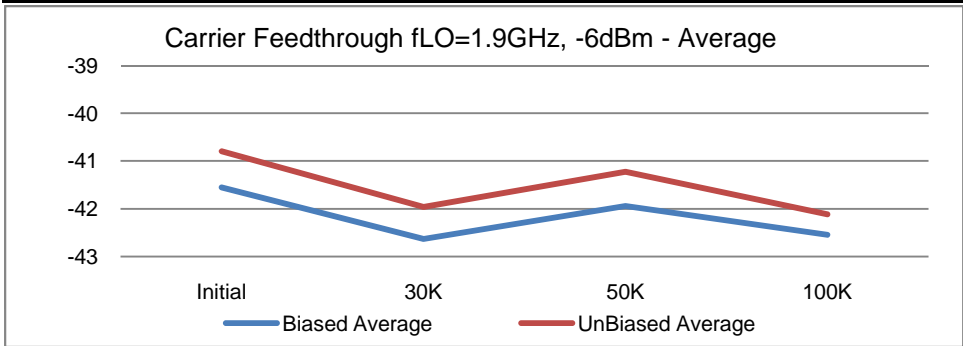
	T# 19	P_3rdU_800M_5V_-6dBm				dBc
	SN	Initial	30K	50K	100K	Limit
Control	38	-51.5359	-51.4902	-52.4215	-52.20623	<-45
	104	-52.06105	-51.884	-53.14312	-52.96914	
Biased	35	-52.59775	-52.6791	-53.58139	-53.30593	
	36	-51.14411	-50.9526	-52.23939	-52.21061	
	107	-51.09277	-50.920	-52.12431	-52.26932	
	110	-51.51704	-52.11	-52.97926	-53.11289	
	Min	-52.5978	-52.6791	-53.5814	-53.3059	
	Max	-51.0928	-50.9198	-52.1243	-52.2106	
	Average	-51.5879	-51.6654	-52.7311	-52.7247	
UnBiased	33	-50.96329	-51.1262	-51.95306	-52.03209	
	34	-51.13083	-50.715	-52.05409	-51.86259	
	109	-50.63126	-51.1293	-52.25745	-52.15149	
	111	-50.80455	-50.6935	-52.22664	-51.89764	
	Min	-51.1308	-51.1293	-52.2575	-52.1515	
	Max	-50.6313	-50.6935	-51.9531	-51.8626	
	Average	-50.8825	-50.9160	-52.1228	-51.9860	



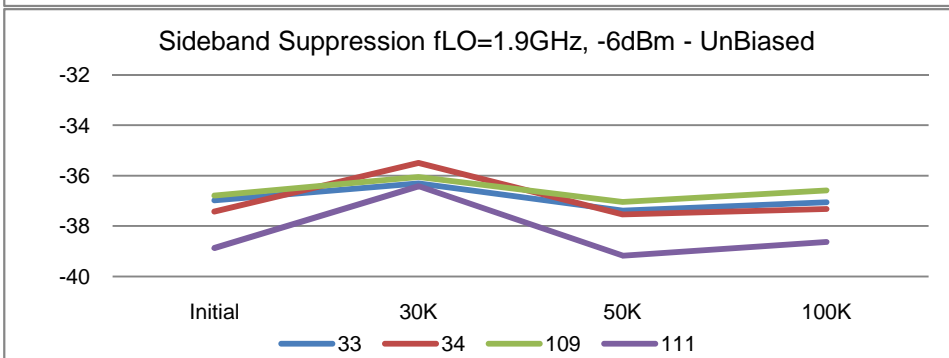
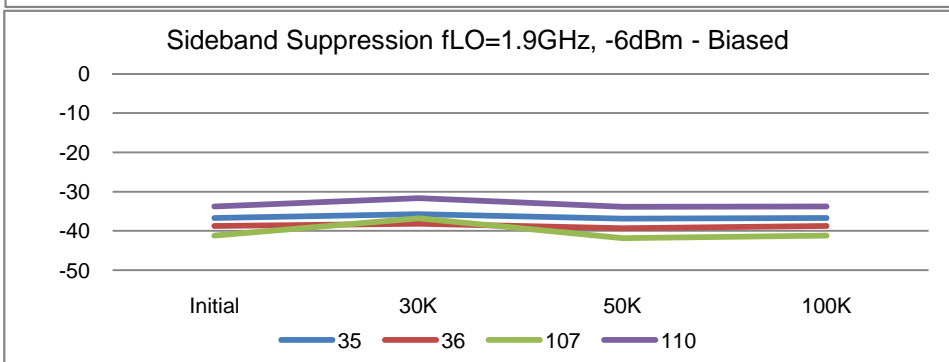
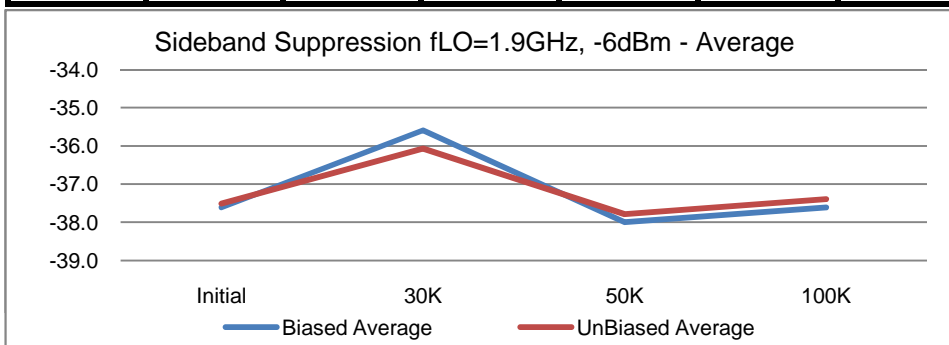
	T# 20	P_OUT_1900M_5V_-6dBm				dBm
	SN	Initial	30K	50K	100K	Limit
Control	38	-8.96012	-8.98948	-8.97083	-9.64905	>-13
	104	-9.24728	-9.18335	-9.22493	-9.87568	<-6
Biased	35	-9.08244	-9.11434	-9.11837	-9.77011	
	36	-9.18754	-9.24833	-9.24813	-9.89574	
	107	-9.11752	-9.124	-9.14179	-9.75676	
	110	-9.05817	-9.39994	-9.45043	-10.08455	
	Min	-9.1875	-9.3999	-9.4504	-10.0846	
	Max	-9.0582	-9.1143	-9.1184	-9.7568	
	Average	-9.1114	-9.2217	-9.2397	-9.8768	
UnBiased	33	-9.16811	-9.16349	-9.12995	-9.80037	
	34	-9.1527	-9.15144	-9.14298	-9.80764	
	109	-9.0184	-9.30537	-9.36697	-10.03638	
	111	-8.84187	-9.1329	-9.18757	-9.84091	
	Min	-9.1681	-9.3054	-9.3670	-10.0364	
	Max	-8.8419	-9.1329	-9.1300	-9.8004	
	Average	-9.0453	-9.1883	-9.2069	-9.8713	



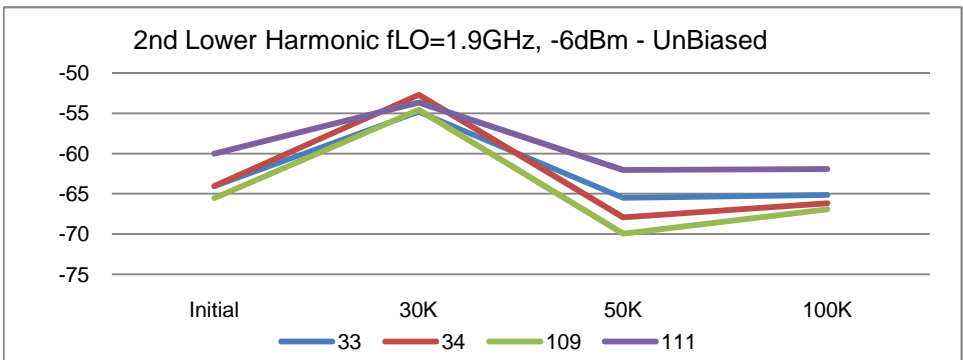
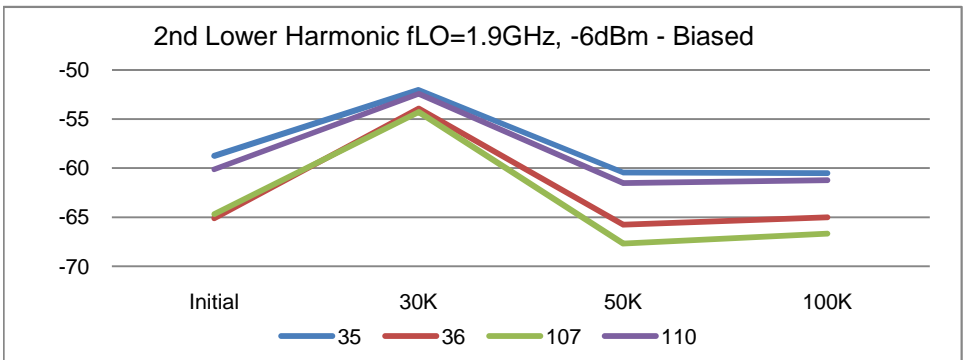
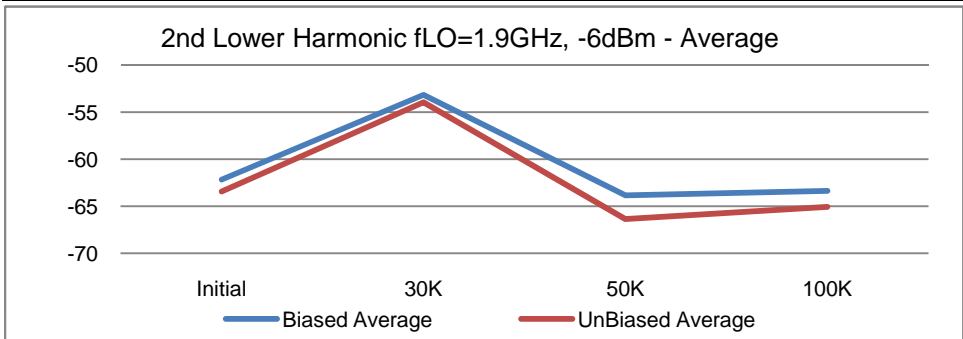
	T# 21	P_FDTH_1900M_5V_-6dBm				dBm
	SN	Initial	30K	50K	100K	Limit
Control	38	-51.42827	-50.4784	-51.11526	-51.97791	<-35
	104	-42.06876	-42.2247	-41.72054	-42.64419	
Biased	35	-41.25666	-41.362	-41.13536	-41.7598	
	36	-41.61334	-42.8815	-42.00792	-42.63697	
	107	-41.90662	-43.283	-42.4011	-43.07843	
	110	-41.45015	-43.0111	-42.21664	-42.71655	
	Min	-41.9066	-43.2831	-42.4011	-43.0784	
	Max	-41.2567	-41.3620	-41.1354	-41.7598	
	Average	-41.5567	-42.6344	-41.9403	-42.5479	
UnBiased	33	-39.25866	-40.0882	-39.50386	-40.41058	
	34	-41.06628	-42.7828	-41.32125	-42.14202	
	109	-40.86394	-42.4037	-41.67766	-42.55785	
	111	-42.00498	-42.5639	-42.39096	-43.36612	
	Min	-42.0050	-42.7828	-42.3910	-43.3661	
	Max	-39.2587	-40.0882	-39.5039	-40.4106	
	Average	-40.7985	-41.9597	-41.2234	-42.1191	



	T# 22	P_SUPP_1900M_5V_-6dBm				dBc
	SN	Initial	30K	50K	100K	Limit
Control	38	-36.6974	-37.4217	-37.28054	-36.86416	<-25
	104	-37.3189	-36.0974	-38.01398	-37.87057	
Biased	35	-36.6865	-35.7284	-36.92078	-36.74831	
	36	-38.7637	-38.1735	-39.35775	-38.72903	
	107	-41.1918	-36.811	-41.83237	-41.21917	
	110	-33.7924	-31.6668	-33.85958	-33.75796	
	Min	-41.1918	-38.1735	-41.8324	-41.2192	
	Max	-33.7924	-31.6668	-33.8596	-33.7580	
	Average	-37.6086	-35.5950	-37.9926	-37.6136	
UnBiased	33	-36.9755	-36.3108	-37.3871	-37.05269	
	34	-37.4237	-35.4964	-37.53596	-37.32259	
	109	-36.7901	-36.0518	-37.05036	-36.58383	
	111	-38.8671	-36.4255	-39.17763	-38.63063	
	Min	-38.8671	-36.4255	-39.1776	-38.6306	
	Max	-36.7901	-35.4964	-37.0504	-36.5838	
	Average	-37.5141	-36.0711	-37.7878	-37.3974	

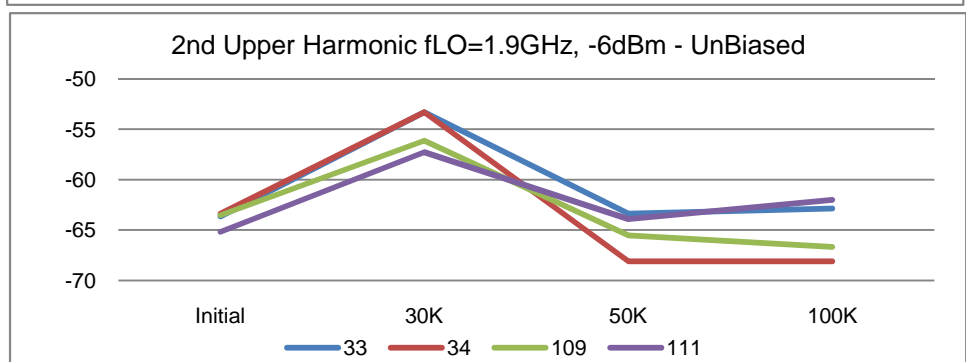
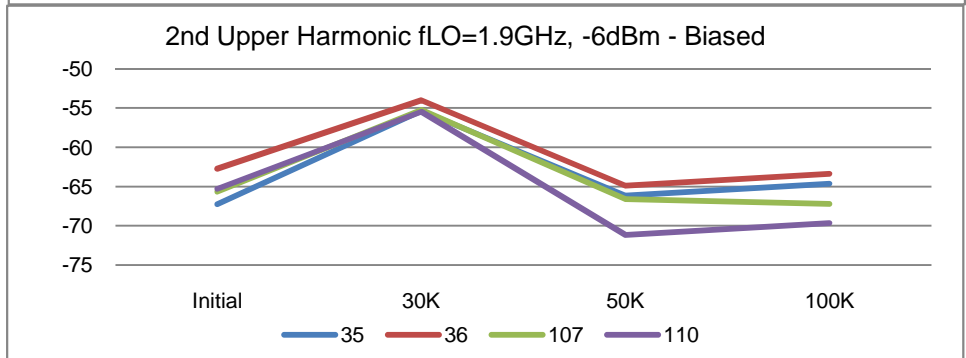
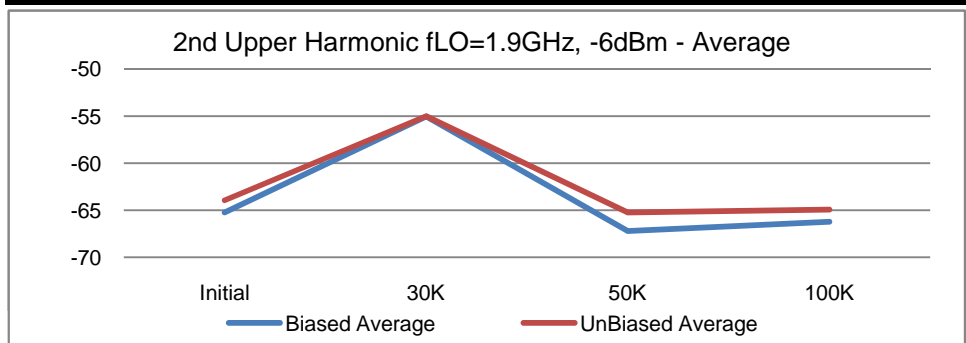


	T# 23	P_2ndL_1900M_5V_-6dBm				dBc
	SN	Initial	30K	50K	100K	Limit
Control	38	-59.08229	-51.114	-61.69595	-60.29629	<-45
	104	-60.93357	-52.2857	-61.70322	-62.16206	
Biased	35	-58.76651	-52.0332	-60.44784	-60.51559	
	36	-65.12261	-53.9166	-65.77377	-65.02332	
	107	-64.69505	-54.294	-67.68464	-66.68662	
	110	-60.10851	-52.42	-61.52225	-61.24635	
	Min	-65.1226	-54.2939	-67.6846	-66.6866	
	Max	-58.7665	-52.0332	-60.4478	-60.5156	
	Average	-62.1732	-53.1659	-63.8571	-63.3680	
UnBiased	33	-64.0792	-54.8227	-65.50055	-65.14757	
	34	-64.03227	-52.7306	-67.90617	-66.18594	
	109	-65.54207	-54.5937	-69.93691	-66.94589	
	111	-60.01772	-53.6685	-62.0587	-61.92913	
	Min	-65.5421	-54.8227	-69.9369	-66.9459	
	Max	-60.0177	-52.7306	-62.0587	-61.9291	
	Average	-63.4178	-53.9539	-66.3506	-65.0521	

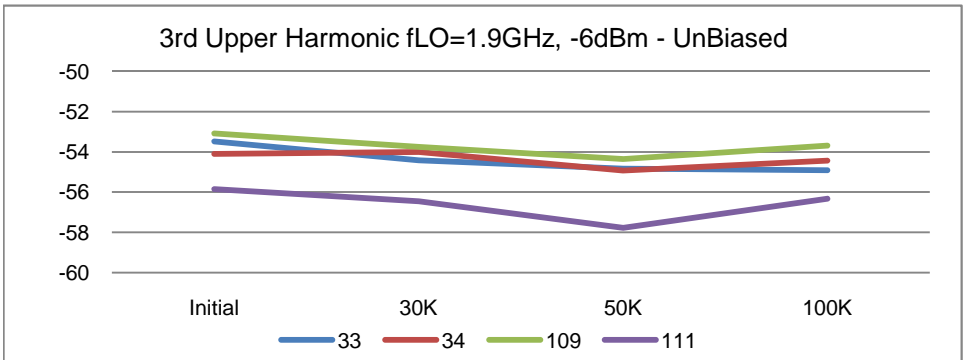
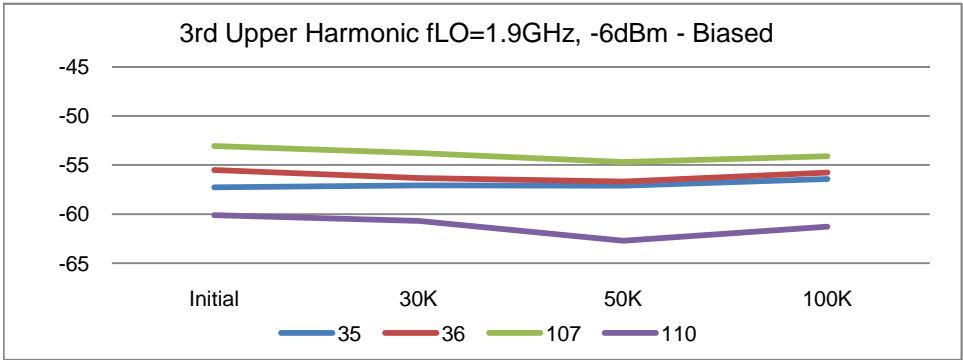
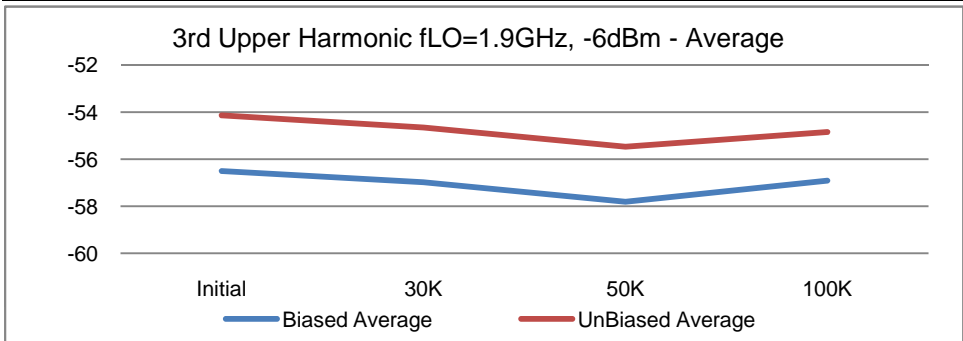




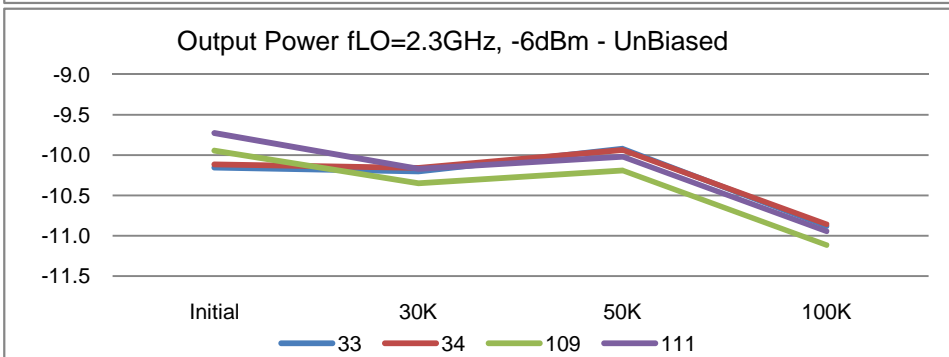
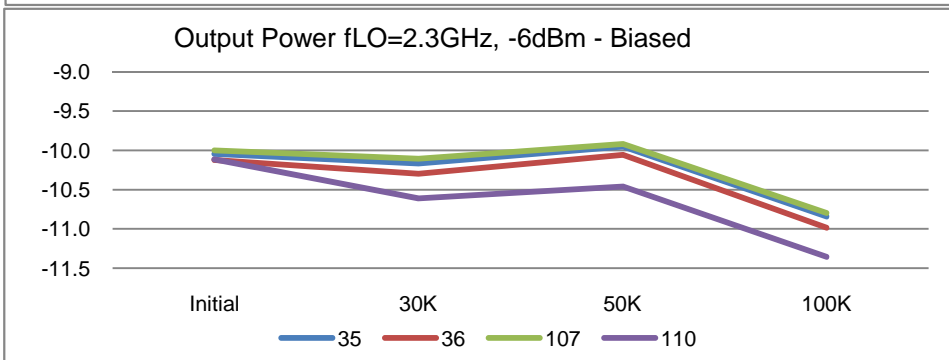
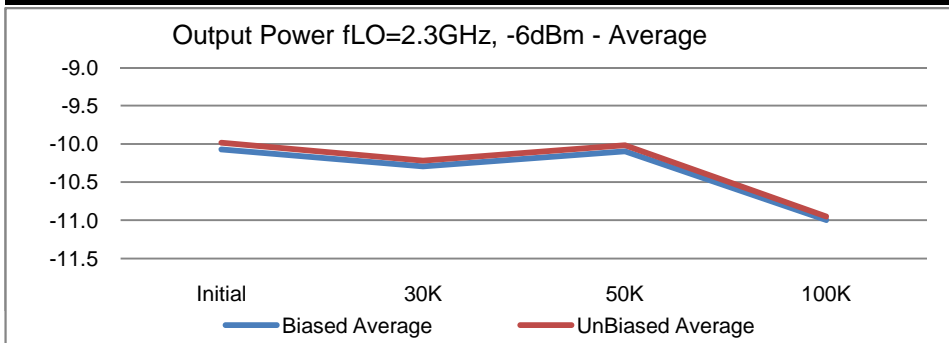
		T# 24	P_2ndU_1900M_5V_-6dBm				dBc
		SN	Initial	30K	50K	100K	Limit
Control	38	-73.7598	-54.9828	-76.33595	-75.71998	<-45	
	104	-65.5282	-55.5551	-63.75193	-64.97828		
Biased	35	-67.2508	-55.3611	-66.14753	-64.64182		
	36	-62.7104	-53.9946	-64.88552	-63.39879		
	107	-65.6586	-55.242	-66.59985	-67.23348		
	110	-65.2883	-55.4775	-71.18391	-69.67281		
	Min	-67.2508	-55.4775	-71.1839	-69.6728		
	Max	-62.7104	-53.9946	-64.8855	-63.3988		
	Average	-65.2270	-55.0188	-67.2042	-66.2367		
UnBiased	33	-63.664	-53.3229	-63.38504	-62.87915		
	34	-63.3728	-53.3193	-68.116	-68.09914		
	109	-63.5241	-56.1188	-65.52879	-66.67744		
	111	-65.195	-57.2877	-63.90871	-62.0123		
	Min	-65.1950	-57.2877	-68.1160	-68.0991		
	Max	-63.3728	-53.3193	-63.3850	-62.0123		
	Average	-63.9390	-55.0122	-65.2346	-64.9170		



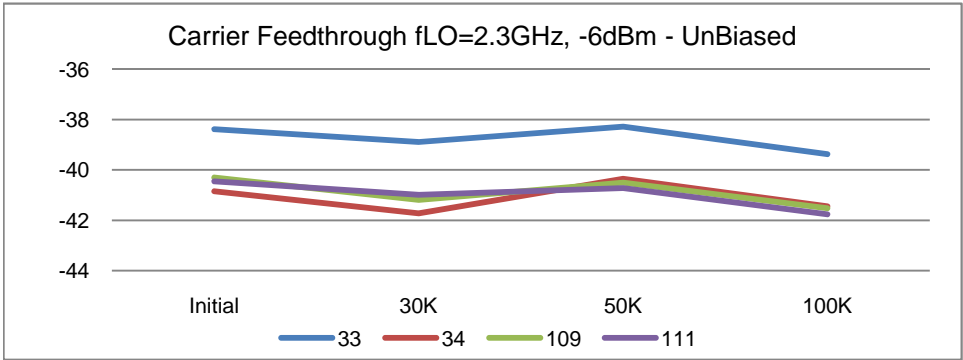
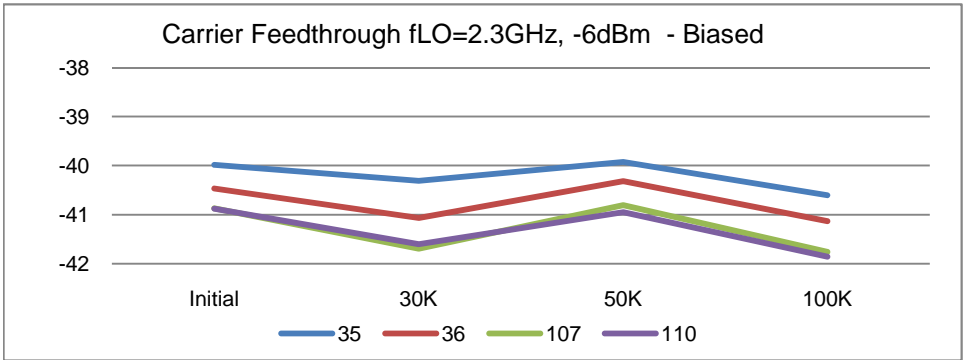
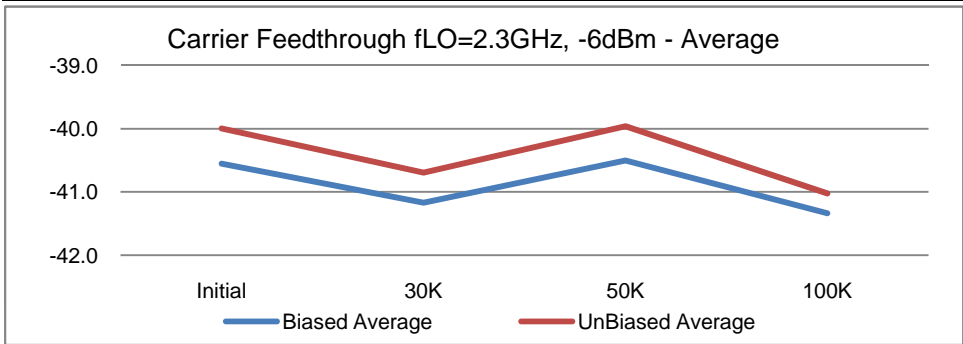
	T# 25	P_3rdU_1900M_5V_-6dBm				dBc
	SN	Initial	30K	50K	100K	Limit
Control	38	-53.7059	-54.9806	-55.37602	-54.45077	<-46
	104	-56.22919	-57.2214	-57.10365	-56.0305	
Biased	35	-57.28473	-57.0918	-57.12027	-56.43891	
	36	-55.5268	-56.3319	-56.67632	-55.79004	
	107	-53.08357	-53.796	-54.70559	-54.12304	
	110	-60.12684	-60.694	-62.72191	-61.27796	
	Min	-60.1268	-60.6940	-62.7219	-61.2780	
	Max	-53.0836	-53.7957	-54.7056	-54.1230	
	Average	-56.5055	-56.9783	-57.8060	-56.9075	
UnBiased	33	-53.48312	-54.4244	-54.83535	-54.91565	
	34	-54.09811	-54.0009	-54.92452	-54.43372	
	109	-53.08712	-53.7589	-54.36129	-53.68501	
	111	-55.85677	-56.4469	-57.77768	-56.33051	
	Min	-55.8568	-56.4469	-57.7777	-56.3305	
	Max	-53.0871	-53.7589	-54.3613	-53.6850	
	Average	-54.1313	-54.6578	-55.4747	-54.8412	



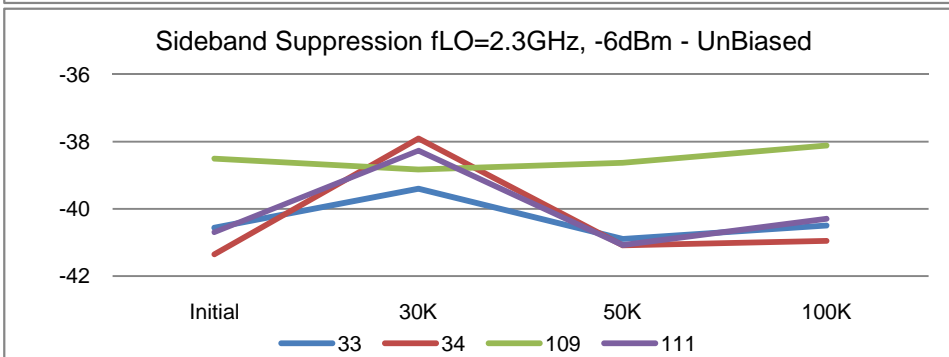
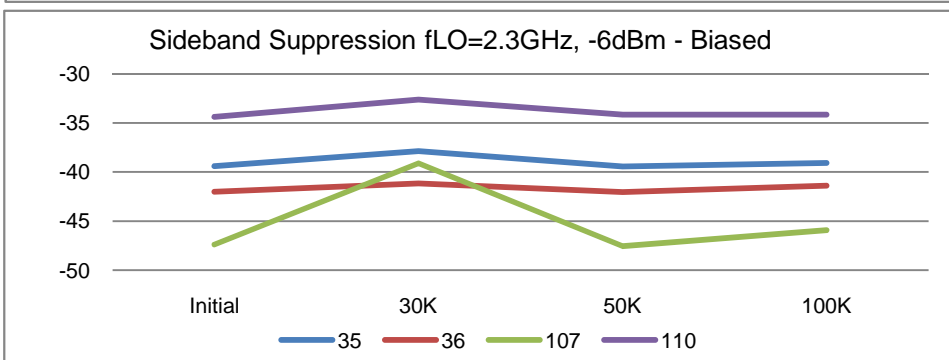
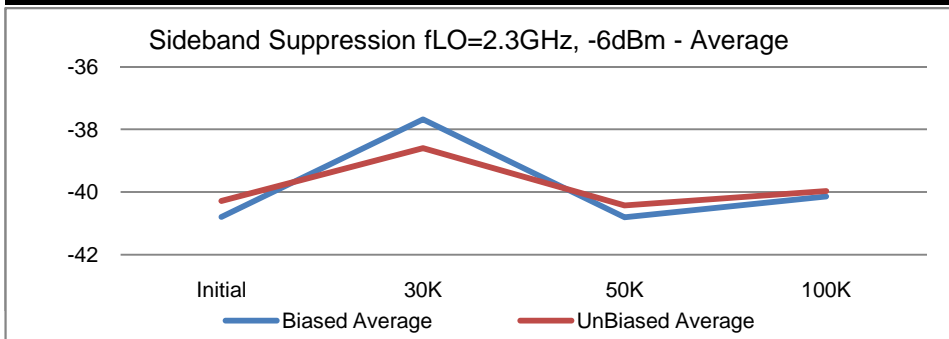
	T# 26	P_OUT_2300M_5V_-6dBm				dBm
	SN	Initial	30K	50K	100K	Limit
Control	38	-9.85045	-9.93642	-9.73062	-10.60252	>-16
	104	-10.1576	-10.2101	-10.04506	-10.92031	<-7
Biased	35	-10.0456	-10.1668	-9.95323	-10.84416	
	36	-10.1225	-10.2969	-10.05892	-10.98676	
	107	-10.0019	-10.107	-9.92061	-10.80096	
	110	-10.1139	-10.6131	-10.46196	-11.3577	
	Min	-10.1225	-10.6131	-10.4620	-11.3577	
	Max	-10.0019	-10.1066	-9.9206	-10.8010	
	Average	-10.0709	-10.2958	-10.0987	-10.9974	
UnBiased	33	-10.1548	-10.2021	-9.922	-10.88319	
	34	-10.1143	-10.1604	-9.93733	-10.85928	
	109	-9.94367	-10.3489	-10.19094	-11.11729	
	111	-9.7272	-10.1708	-10.02135	-10.94624	
	Min	-10.1548	-10.3489	-10.1909	-11.1173	
	Max	-9.7272	-10.1604	-9.9220	-10.8593	
	Average	-9.9850	-10.2205	-10.0179	-10.9515	



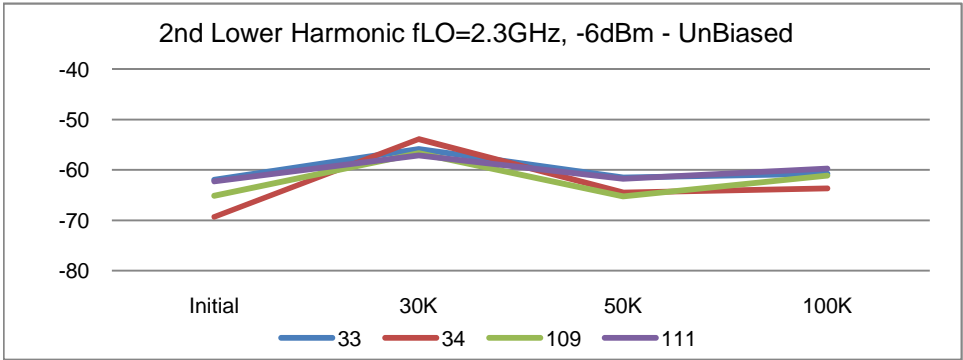
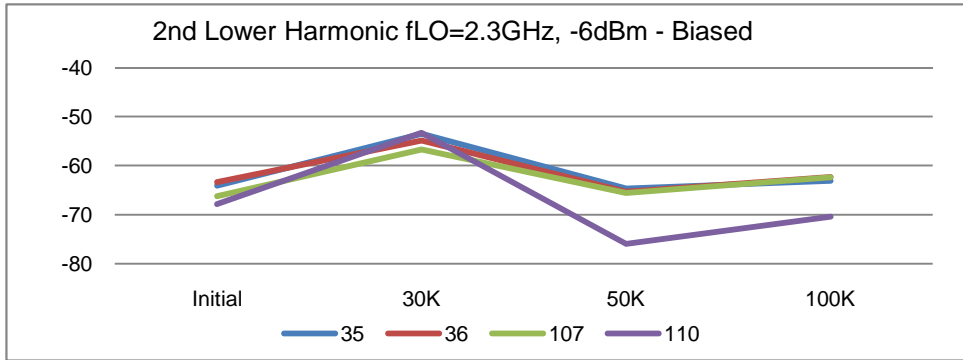
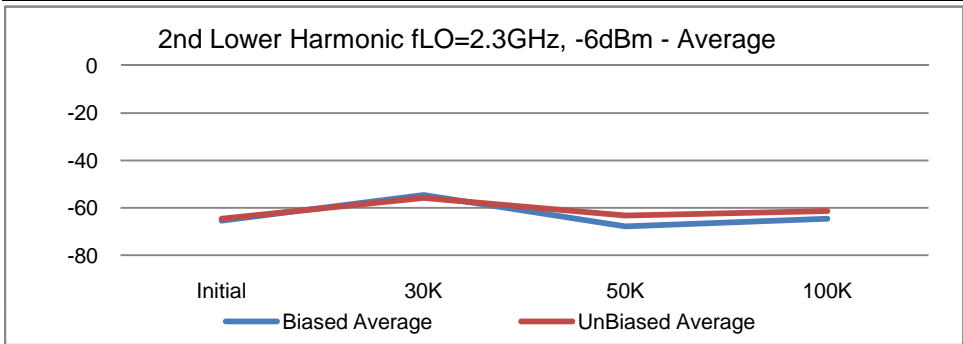
	T# 27	P_FDTH_2300M_5V_-6dBm				dBm
	SN	Initial	30K	50K	100K	Limit
Control	38	-46.87352	-47.3017	-46.6049	-47.43824	<-34
	104	-40.66357	-41.0213	-40.36247	-41.34754	
Biased	35	-39.98338	-40.3109	-39.92805	-40.60682	
	36	-40.46856	-41.0685	-40.31503	-41.12997	
	107	-40.87181	-41.696	-40.80876	-41.76054	
	110	-40.87816	-41.5994	-40.95271	-41.8551	
	Min	-40.8782	-41.6960	-40.9527	-41.8551	
	Max	-39.9834	-40.3109	-39.9281	-40.6068	
	Average	-40.5505	-41.1687	-40.5011	-41.3381	
UnBiased	33	-38.37828	-38.8827	-38.28421	-39.37646	
	34	-40.84917	-41.7162	-40.34665	-41.44506	
	109	-40.3051	-41.1863	-40.50217	-41.52017	
	111	-40.45256	-40.9866	-40.71267	-41.75755	
	Min	-40.8492	-41.7162	-40.7127	-41.7576	
	Max	-38.3783	-38.8827	-38.2842	-39.3765	
	Average	-39.9963	-40.6930	-39.9614	-41.0248	



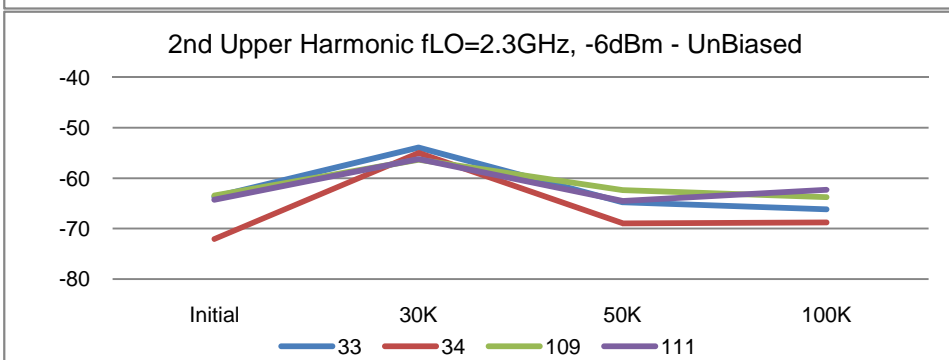
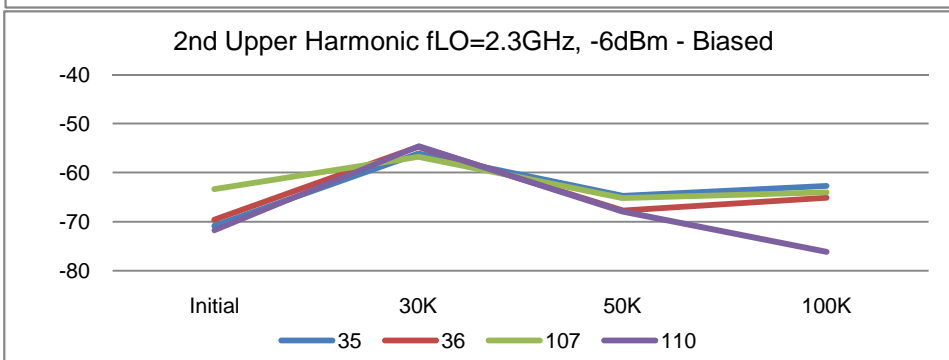
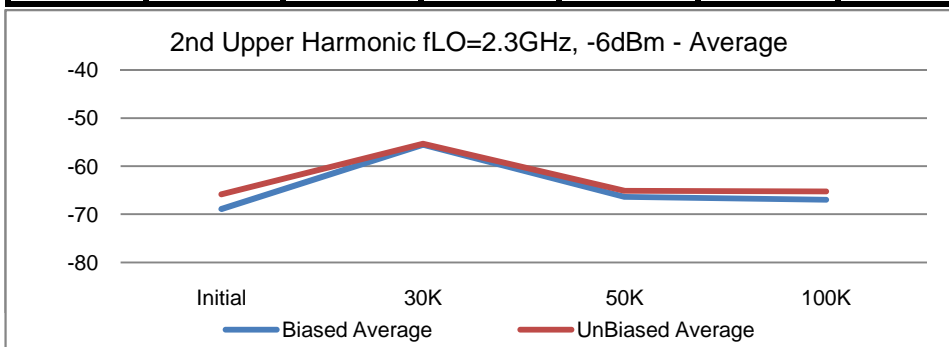
		T# 28	P_SUPP_2300M_5V_-6dBm				dBc
		SN	Initial	30K	50K	100K	Limit
Control	38	-39.1525	-40.1638	-39.06416	-38.68121	<-25	
	104	-40.3797	-38.5566	-40.98315	-40.60887		
Biased	35	-39.3906	-37.863	-39.44995	-39.08018		
	36	-42.0176	-41.1594	-42.0562	-41.38673		
	107	-47.3988	-39.107	-47.57256	-45.94146		
	110	-34.3706	-32.6065	-34.14805	-34.16572		
	Min	-47.3988	-41.1594	-47.5726	-45.9415		
	Max	-34.3706	-32.6065	-34.1481	-34.1657		
	Average	-40.7944	-37.6839	-40.8067	-40.1435		
UnBiased	33	-40.5644	-39.4052	-40.89867	-40.49966		
	34	-41.3574	-37.9064	-41.0911	-40.95225		
	109	-38.509	-38.8262	-38.63151	-38.11819		
	111	-40.6976	-38.2635	-41.07402	-40.29287		
	Min	-41.3574	-39.4052	-41.0911	-40.9523		
	Max	-38.5090	-37.9064	-38.6315	-38.1182		
	Average	-40.2821	-38.6003	-40.4238	-39.9657		



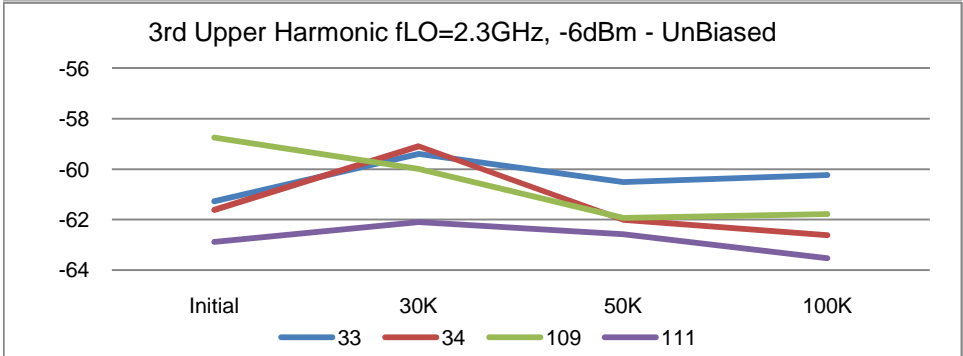
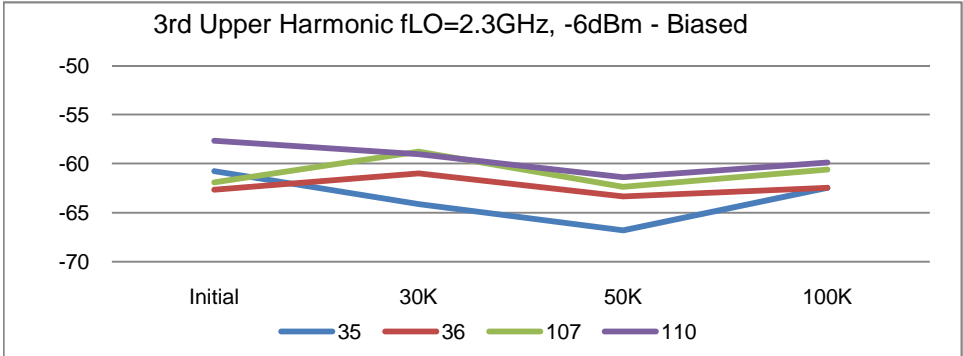
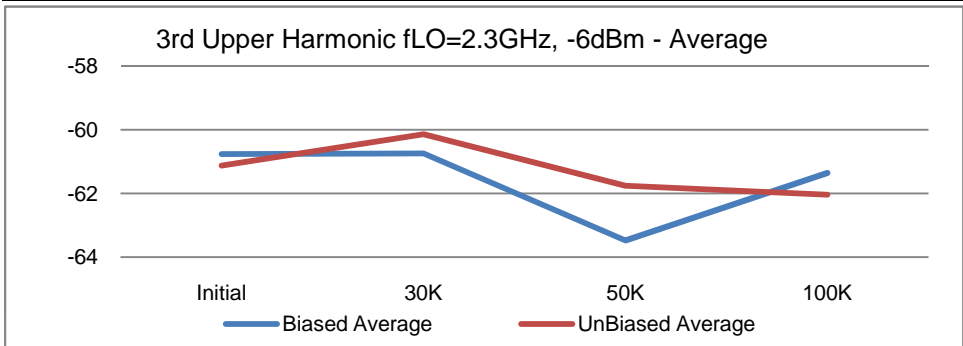
	T# 29	P_2ndL_2300M_5V_-6dBm				dBc
	SN	Initial	30K	50K	100K	Limit
Control	38	-71.47806	-52.4629	-74.61267	-77.68716	<-45
	104	-61.93774	-55.4443	-63.76104	-62.00563	
Biased	35	-64.08322	-53.5402	-64.70454	-63.12091	
	36	-63.35692	-54.9085	-65.30132	-62.29808	
	107	-66.26057	-56.686	-65.58586	-62.42259	
	110	-67.85873	-53.3306	-75.92465	-70.40235	
	Min	-67.8587	-56.6863	-75.9247	-70.4024	
	Max	-63.3569	-53.3306	-64.7045	-62.2981	
	Average	-65.3899	-54.6164	-67.8791	-64.5610	
UnBiased	33	-61.93517	-55.8256	-61.46986	-60.75745	
	34	-69.3368	-53.8905	-64.51173	-63.67882	
	109	-65.10012	-56.6362	-65.21776	-61.12399	
	111	-62.28096	-57.1388	-61.75981	-59.70263	
	Min	-69.3368	-57.1388	-65.2178	-63.6788	
	Max	-61.9352	-53.8905	-61.4699	-59.7026	
	Average	-64.6633	-55.8728	-63.2398	-61.3157	



	T# 30	P_2ndU_2300M_5V_-6dBm				dBc
	SN	Initial	30K	50K	100K	Limit
Control	38	-66.3785	-54.4142	-65.24864	-66.82934	<-48
	104	-69.2768	-55.1877	-67.62824	-64.19114	
Biased	35	-70.8775	-56.1208	-64.71274	-62.7043	
	36	-69.634	-54.732	-67.73515	-65.10027	
	107	-63.3833	-56.805	-65.16353	-64.04546	
	110	-71.7831	-54.6015	-67.94911	-76.18391	
	Min	-71.7831	-56.8051	-67.9491	-76.1839	
	Max	-63.3833	-54.6015	-64.7127	-62.7043	
	Average	-68.9195	-55.5648	-66.3901	-67.0085	
UnBiased	33	-63.6652	-53.8926	-64.78107	-66.15561	
	34	-72.0935	-54.98	-68.94164	-68.75521	
	109	-63.445	-56.3228	-62.37327	-63.76558	
	111	-64.2729	-56.222	-64.49664	-62.31255	
	Min	-72.0935	-56.3228	-68.9416	-68.7552	
	Max	-63.4450	-53.8926	-62.3733	-62.3126	
	Average	-65.8691	-55.3544	-65.1482	-65.2472	

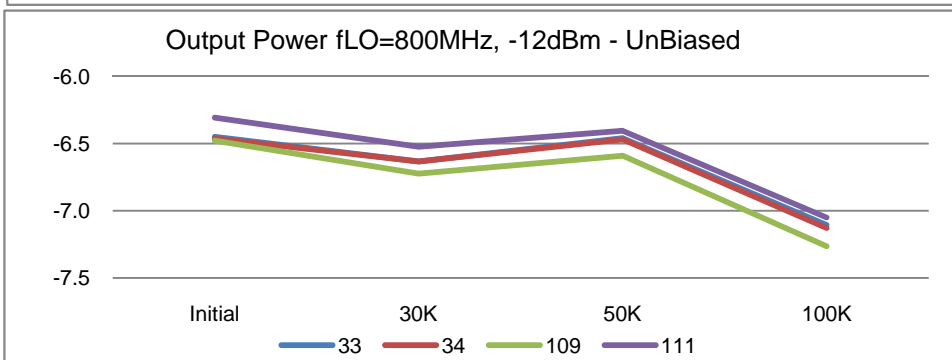
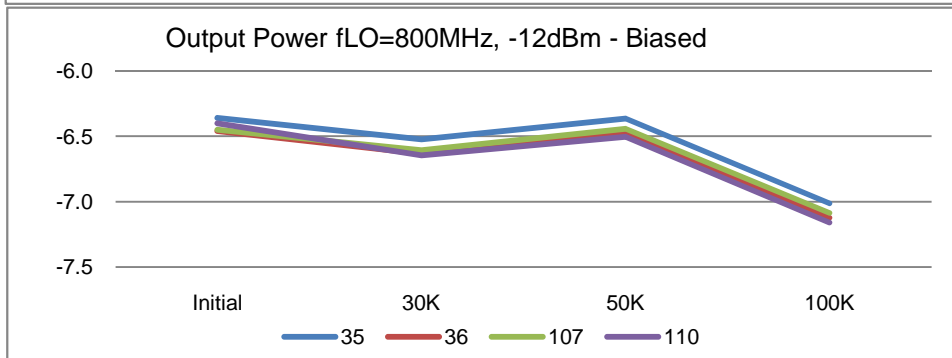
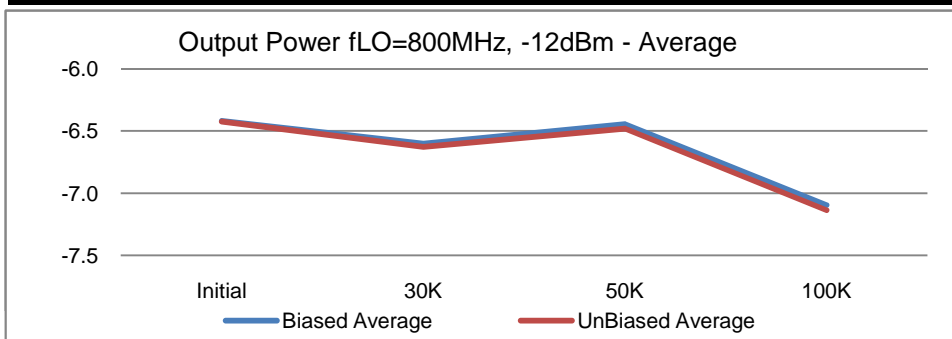


	T# 31	P_3rdU_2300M_5V_-6dBm				dBc
	SN	Initial	30K	50K	100K	Limit
Control	38	-60.3033	-60.5001	-64.21913	-60.08294	
	104	-59.79311	-63.1057	-61.441	-61.37469	
Biased	35	-60.78652	-64.1395	-66.81047	-62.45358	
	36	-62.67098	-61.0123	-63.33659	-62.47449	
	107	-61.92609	-58.780	-62.38467	-60.61135	
	110	-57.68796	-59.0502	-61.37845	-59.88945	
	Min	-62.6710	-64.1395	-66.8105	-62.4745	
	Max	-57.6880	-58.7804	-61.3785	-59.8895	
	Average	-60.7679	-60.7456	-63.4775	-61.3572	
UnBiased	33	-61.2758	-59.3964	-60.5113	-60.23523	
	34	-61.61872	-59.0932	-62.00529	-62.6192	
	109	-58.74094	-59.9925	-61.92944	-61.77463	
	111	-62.88302	-62.0958	-62.57653	-63.53335	
	Min	-62.8830	-62.0958	-62.5765	-63.5334	
	Max	-58.7409	-59.0932	-60.5113	-60.2352	
	Average	-61.1296	-60.1445	-61.7556	-62.0406	

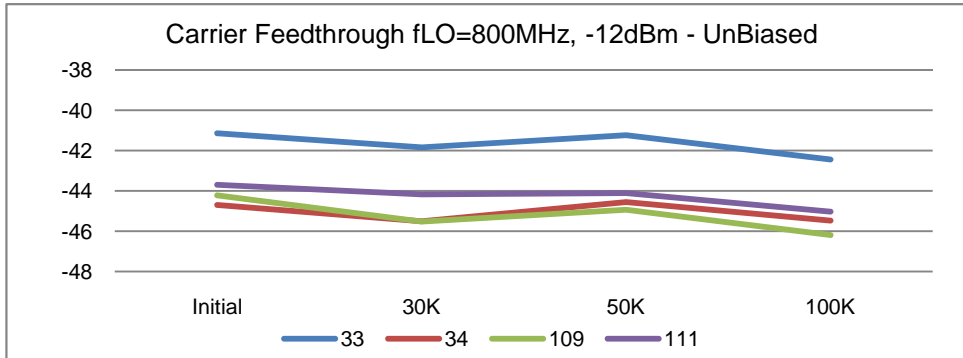
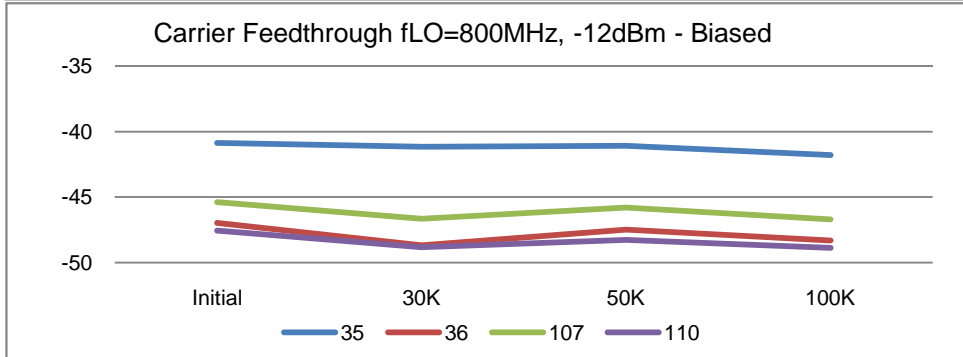
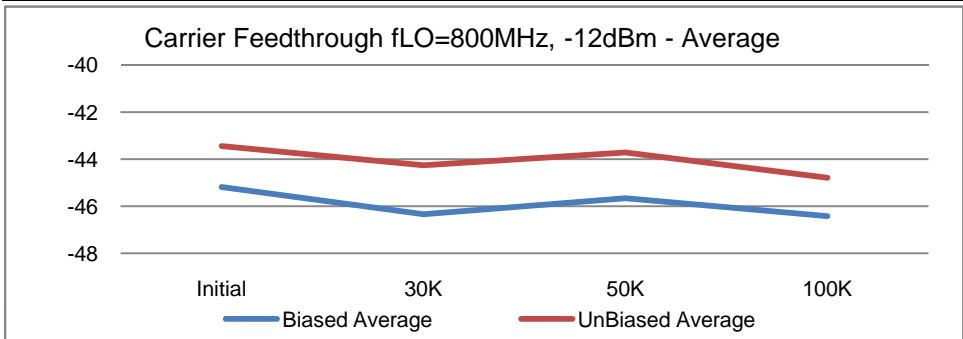




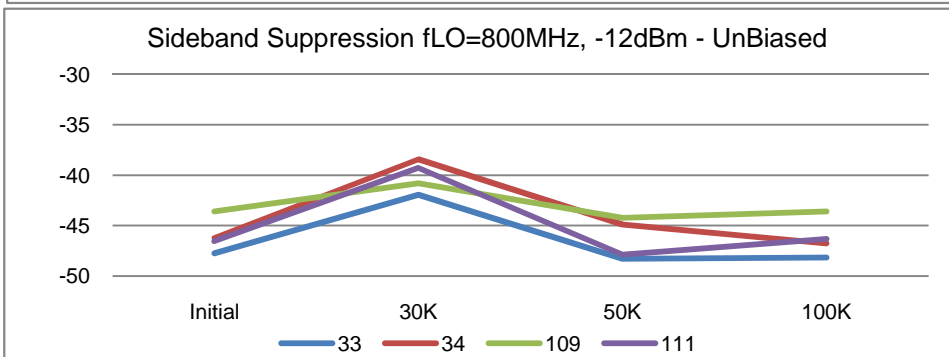
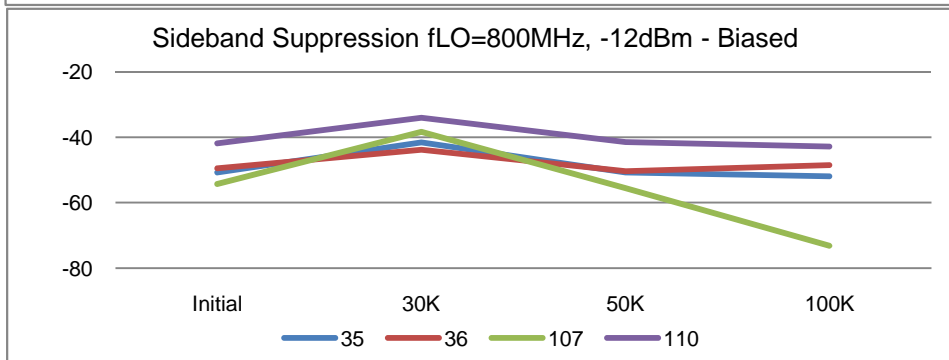
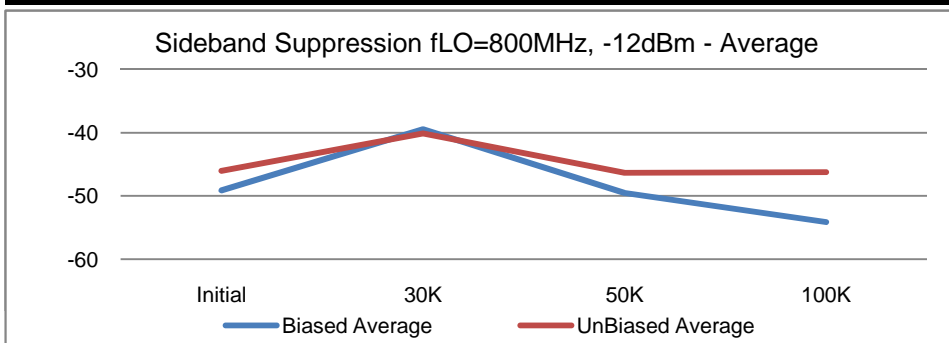
	T# 32	P_OUT_800M_5V_-12dBm				dBm
	SN	Initial	30K	50K	100K	Limit
Control	38	-6.33903	-6.54353	-6.3687	-7.0134	>-11
	104	-6.53573	-6.65902	-6.50875	-7.15961	<-4
Biased	35	-6.36038	-6.52347	-6.36422	-7.01398	
	36	-6.46102	-6.63372	-6.46933	-7.12382	
	107	-6.44968	-6.608	-6.4432	-7.08673	
	110	-6.40305	-6.64614	-6.5034	-7.16116	
	Min	-6.4610	-6.6461	-6.5034	-7.1612	
	Max	-6.3604	-6.5235	-6.3642	-7.0140	
	Average	-6.4185	-6.6029	-6.4450	-7.0964	
UnBiased	33	-6.45083	-6.63383	-6.45853	-7.1052	
	34	-6.46268	-6.63331	-6.46869	-7.12751	
	109	-6.47828	-6.72358	-6.59104	-7.26558	
	111	-6.3076	-6.52398	-6.40438	-7.05113	
	Min	-6.4783	-6.7236	-6.5910	-7.2656	
	Max	-6.3076	-6.5240	-6.4044	-7.0511	
	Average	-6.4248	-6.6287	-6.4807	-7.1374	



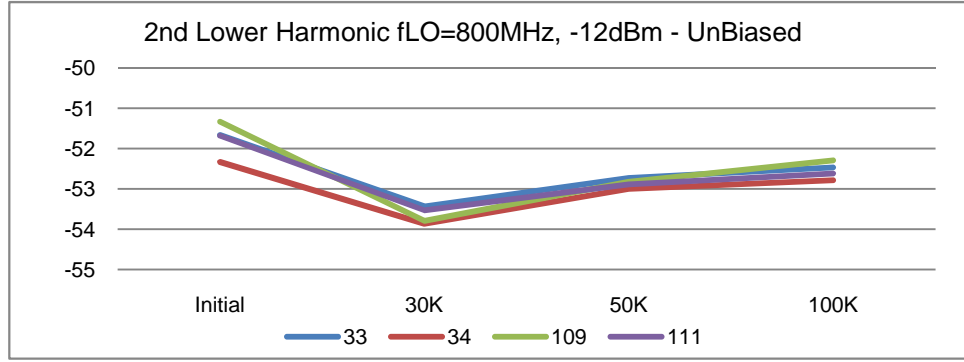
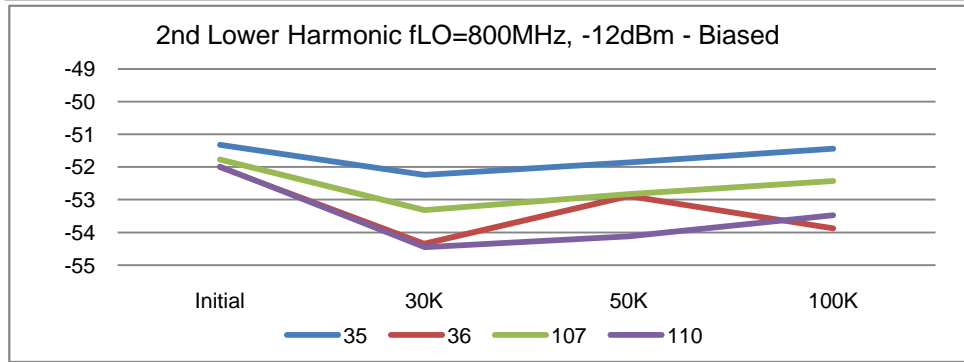
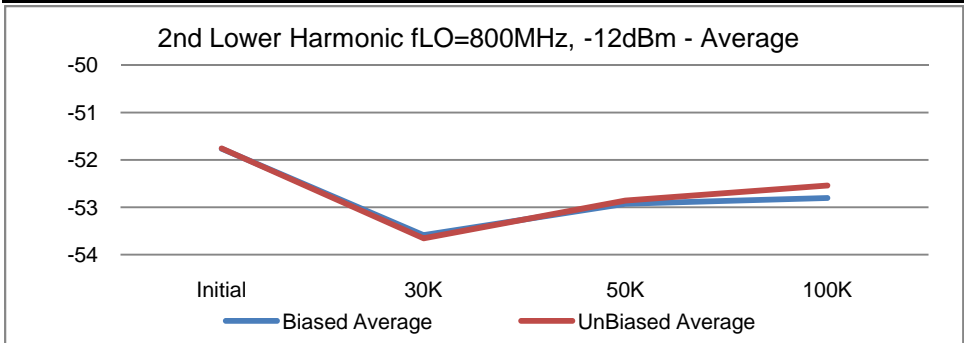
	T# 33	P_FDTH_800M_5V_-12dBm				dBm
	SN	Initial	30K	50K	100K	Limit
Control	38	-44.28457	-43.7104	-44.53775	-45.05764	<-35
	104	-41.79975	-41.7529	-41.85427	-42.55938	
Biased	35	-40.84616	-41.148	-41.07282	-41.79454	
	36	-46.97432	-48.6834	-47.48371	-48.32673	
	107	-45.37108	-46.664	-45.80416	-46.69366	
	110	-47.5519	-48.839	-48.26718	-48.87996	
	Min	-47.5519	-48.8390	-48.2672	-48.8800	
	Max	-40.8462	-41.1480	-41.0728	-41.7945	
	Average	-45.1859	-46.3335	-45.6570	-46.4237	
UnBiased	33	-41.14705	-41.8481	-41.24306	-42.44342	
	34	-44.70247	-45.5048	-44.55999	-45.47335	
	109	-44.22981	-45.5281	-44.94004	-46.18751	
	111	-43.70505	-44.1719	-44.12062	-45.03106	
	Min	-44.7025	-45.5281	-44.9400	-46.1875	
	Max	-41.1471	-41.8481	-41.2431	-42.4434	
	Average	-43.4461	-44.2632	-43.7159	-44.7838	



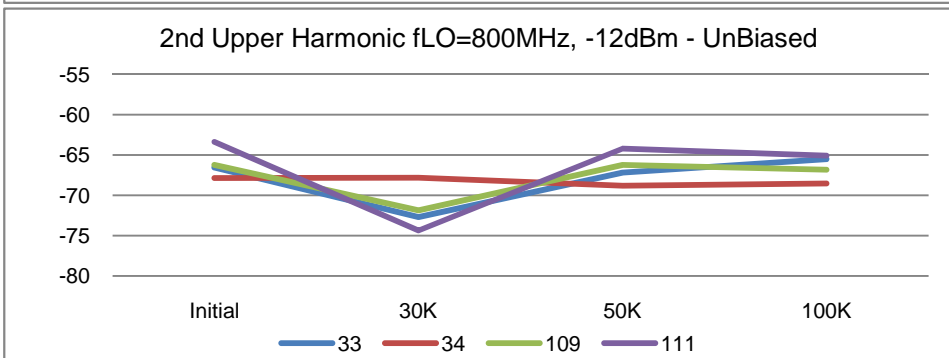
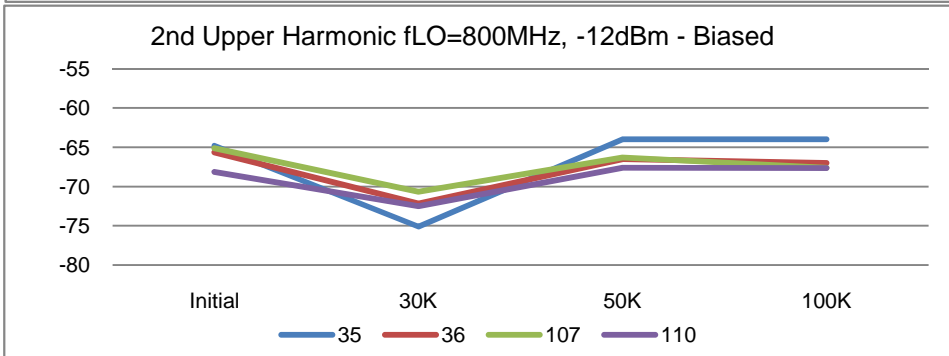
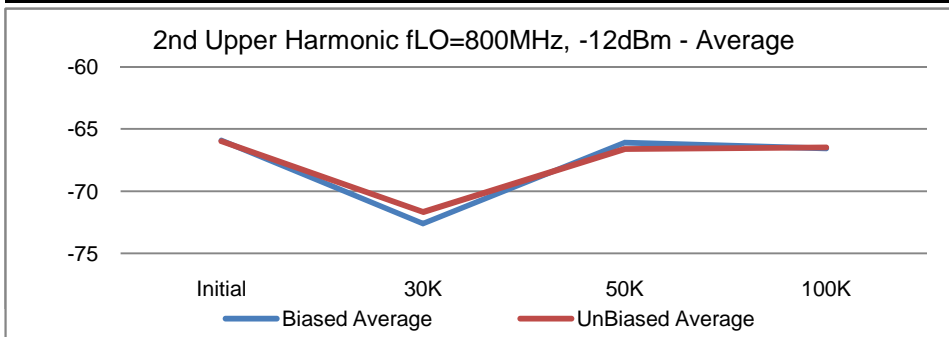
		T# 34	P_SUPP_800M_5V_-12dBm				dBc
		SN	Initial	30K	50K	100K	Limit
Control	38	-47.154	-48.419	-47.60596	-46.25834	<-28	
	104	-50.1524	-40.1919	-51.78388	-54.36224		
Biased	35	-50.7971	-41.5252	-50.71113	-51.94135		
	36	-49.5037	-43.8004	-50.38528	-48.55556		
	107	-54.2697	-38.323	-55.59335	-73.14508		
	110	-41.8857	-34.0589	-41.4398	-42.86751		
	Min	-54.2697	-43.8004	-55.5934	-73.1451		
	Max	-41.8857	-34.0589	-41.4398	-42.8675		
	Average	-49.1140	-39.4268	-49.5324	-54.1274		
UnBiased	33	-47.7461	-41.9393	-48.29779	-48.14959		
	34	-46.2389	-38.43	-44.8912	-46.78164		
	109	-43.6037	-40.8097	-44.22018	-43.58099		
	111	-46.5524	-39.2685	-47.88532	-46.31156		
	Min	-47.7461	-41.9393	-48.2978	-48.1496		
	Max	-43.6037	-38.4300	-44.2202	-43.5810		
	Average	-46.0353	-40.1119	-46.3236	-46.2059		



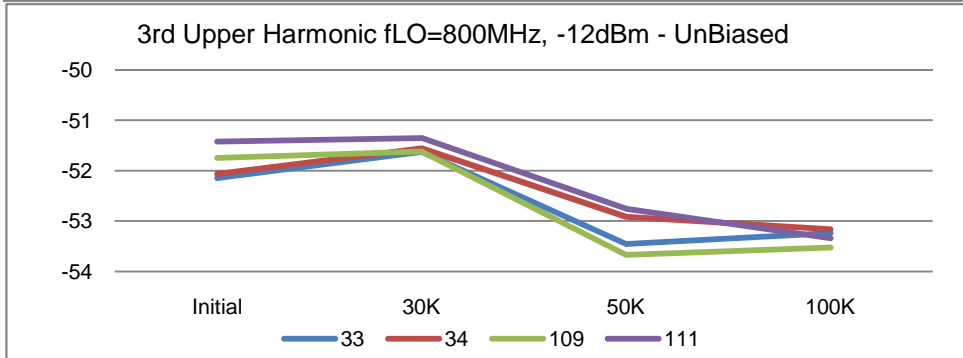
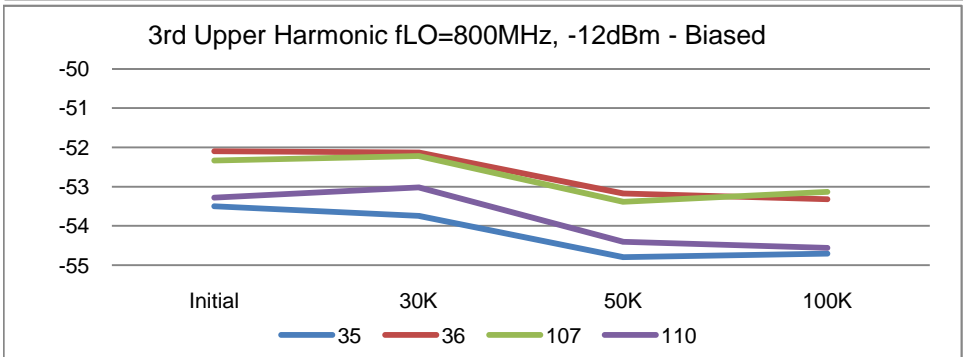
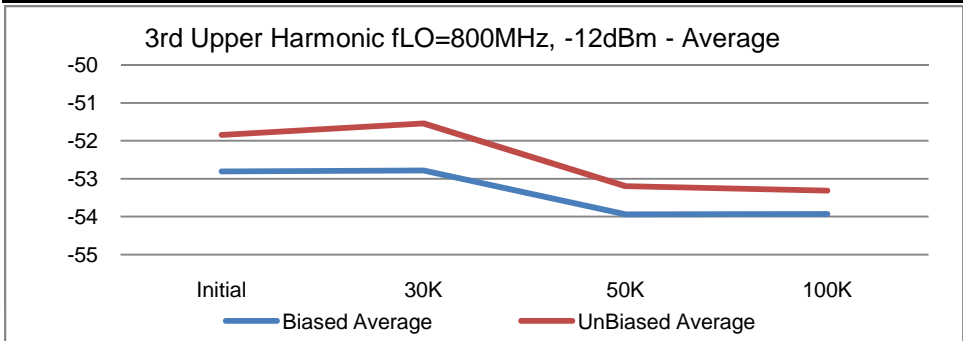
	T# 35	P_2ndL_800M_5V_-12dBm				dBc
	SN	Initial	30K	50K	100K	Limit
Control	38	-51.80383	-52.5946	-52.90718	-52.32154	<-42
	104	-51.7575	-52.9505	-52.34618	-52.53519	
Biased	35	-51.31843	-52.2397	-51.85894	-51.43513	
	36	-52.0043	-54.3464	-52.88849	-53.87679	
	107	-51.76984	-53.321	-52.82873	-52.42585	
	110	-51.98476	-54.4534	-54.12311	-53.47834	
	Min	-52.0043	-54.4534	-54.1231	-53.8768	
	Max	-51.3184	-52.2397	-51.8589	-51.4351	
	Average	-51.7693	-53.5900	-52.9248	-52.8040	
UnBiased	33	-51.66945	-53.4346	-52.72812	-52.4708	
	34	-52.33785	-53.8669	-53.00129	-52.7896	
	109	-51.33313	-53.798	-52.82785	-52.29521	
	111	-51.68761	-53.5308	-52.89099	-52.62393	
	Min	-52.3379	-53.8669	-53.0013	-52.7896	
	Max	-51.3331	-53.4346	-52.7281	-52.2952	
	Average	-51.7570	-53.6576	-52.8621	-52.5449	



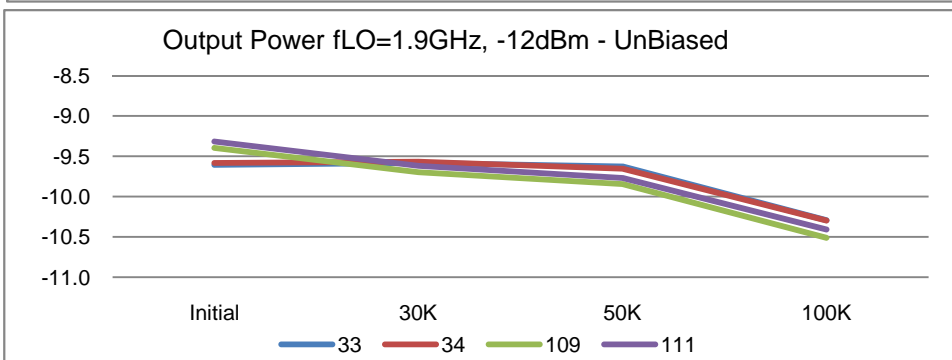
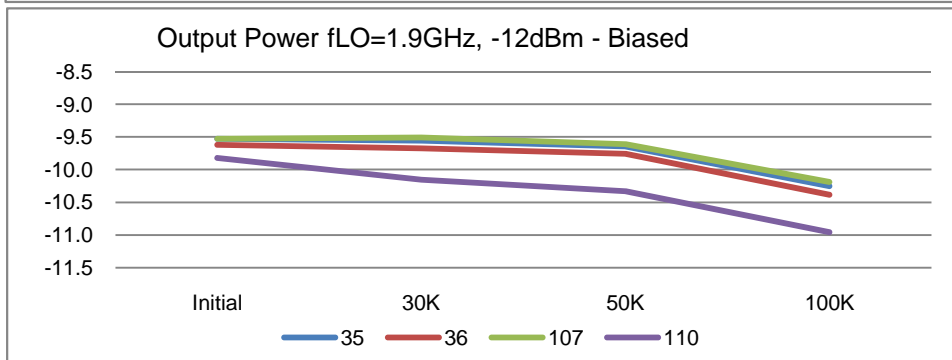
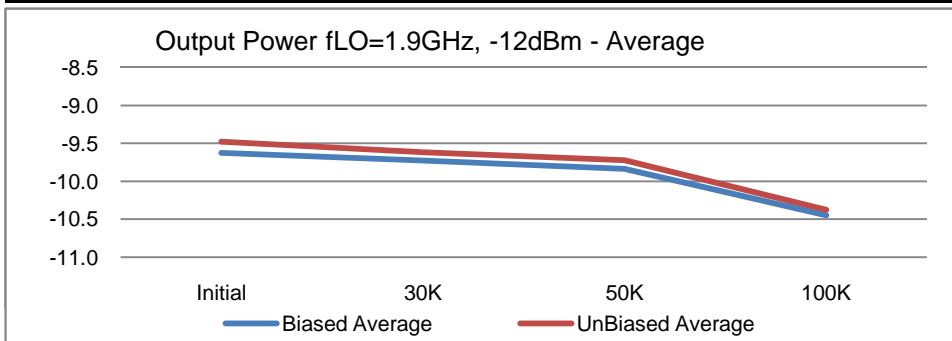
	T# 36	P_2ndU_800M_5V_-12dBm				dBc
	SN	Initial	30K	50K	100K	Limit
Control	38	-64.9433	-67.5174	-64.34939	-66.27311	<-45
	104	-63.3715	-68.6847	-64.39262	-64.60651	
Biased	35	-64.7866	-75.0924	-63.99949	-63.96643	
	36	-65.6689	-72.1545	-66.51241	-67.00069	
	107	-65.1327	-70.662	-66.29961	-67.61167	
	110	-68.1384	-72.4941	-67.60125	-67.64675	
	Min	-68.1384	-75.0924	-67.6013	-67.6468	
	Max	-64.7866	-70.6616	-63.9995	-63.9664	
	Average	-65.9317	-72.6007	-66.1032	-66.5564	
UnBiased	33	-66.5302	-72.6868	-67.19384	-65.51038	
	34	-67.8654	-67.8091	-68.80023	-68.52007	
	109	-66.2245	-71.8618	-66.22949	-66.80833	
	111	-63.3851	-74.3803	-64.21461	-65.06787	
	Min	-67.8654	-74.3803	-68.8002	-68.5201	
	Max	-63.3851	-67.8091	-64.2146	-65.0679	
	Average	-66.0013	-71.6845	-66.6095	-66.4767	



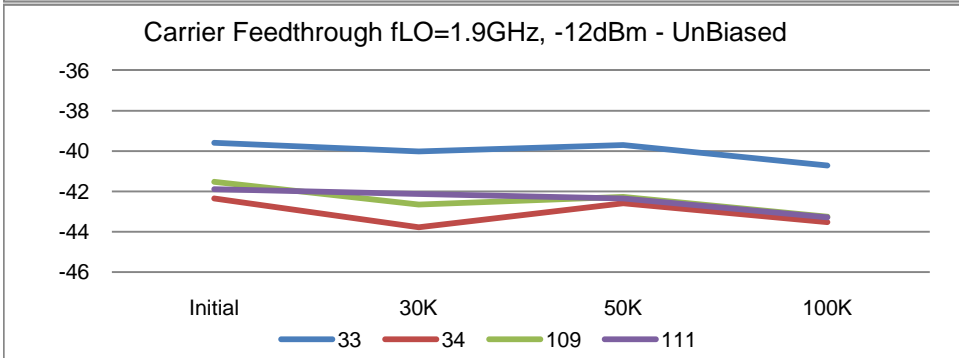
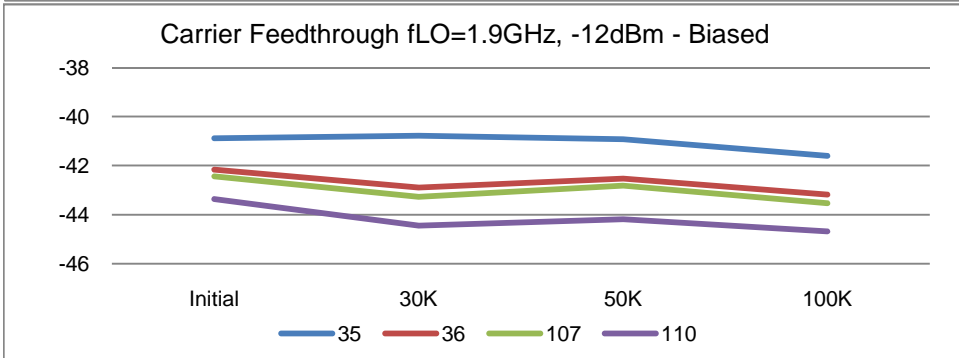
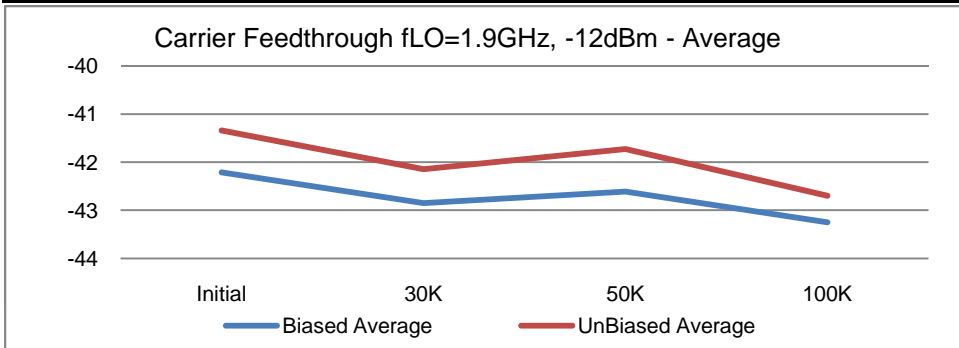
	T# 37	P_3rdU_800M_5V_-12dBm				dBc
	SN	Initial	30K	50K	100K	Limit
Control	38	-52.55365	-52.3249	-53.38459	-53.7082	<-45
	104	-53.06793	-53.1922	-54.02571	-54.26779	
Biased	35	-53.49877	-53.7437	-54.79514	-54.70477	
	36	-52.10209	-52.1296	-53.17841	-53.31887	
	107	-52.3317	-52.220	-53.38647	-53.13358	
	110	-53.28114	-53.0191	-54.4024	-54.55637	
	Min	-53.4988	-53.7437	-54.7951	-54.7048	
	Max	-52.1021	-52.1296	-53.1784	-53.1336	
	Average	-52.8034	-52.7781	-53.9406	-53.9284	
UnBiased	33	-52.14848	-51.6266	-53.45289	-53.24167	
	34	-52.0647	-51.5581	-52.91378	-53.1641	
	109	-51.7449	-51.6196	-53.67347	-53.52528	
	111	-51.42439	-51.3533	-52.75594	-53.33833	
	Min	-52.1485	-51.6266	-53.6735	-53.5253	
	Max	-51.4244	-51.3533	-52.7559	-53.1641	
	Average	-51.8456	-51.5394	-53.1990	-53.3173	



	T# 38	P_OUT_1900M_5V_-12dBm				dBm
	SN	Initial	30K	50K	100K	Limit
Control	38	-9.35092	-9.35473	-9.38827	-10.05037	>-13
	104	-9.70062	-9.60727	-9.73475	-10.34946	<-6
Biased	35	-9.52852	-9.55642	-9.64754	-10.25165	
	36	-9.62177	-9.67396	-9.75646	-10.38333	
	107	-9.52957	-9.508	-9.61212	-10.19075	
	110	-9.82148	-10.1569	-10.33231	-10.95909	
	Min	-9.8215	-10.1569	-10.3323	-10.9591	
	Max	-9.5285	-9.5084	-9.6121	-10.1908	
	Average	-9.6253	-9.7239	-9.8371	-10.4462	
UnBiased	33	-9.60745	-9.58101	-9.6268	-10.29395	
	34	-9.58243	-9.56617	-9.65383	-10.29595	
	109	-9.39438	-9.69555	-9.84218	-10.51233	
	111	-9.31745	-9.61964	-9.77041	-10.40611	
	Min	-9.6075	-9.6956	-9.8422	-10.5123	
	Max	-9.3175	-9.5662	-9.6268	-10.2940	
	Average	-9.4754	-9.6156	-9.7233	-10.3771	

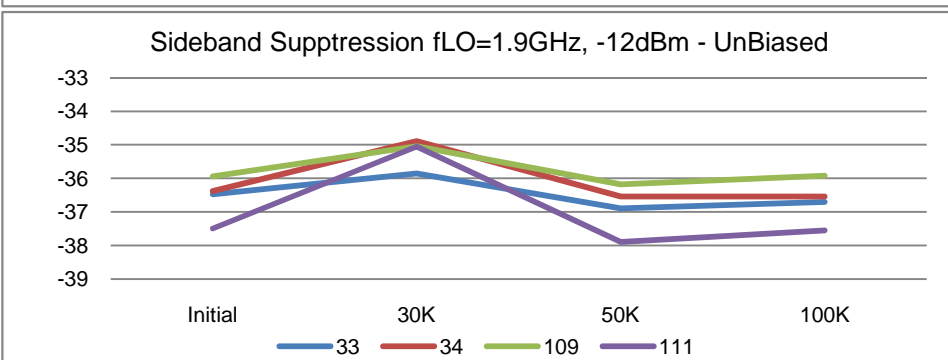
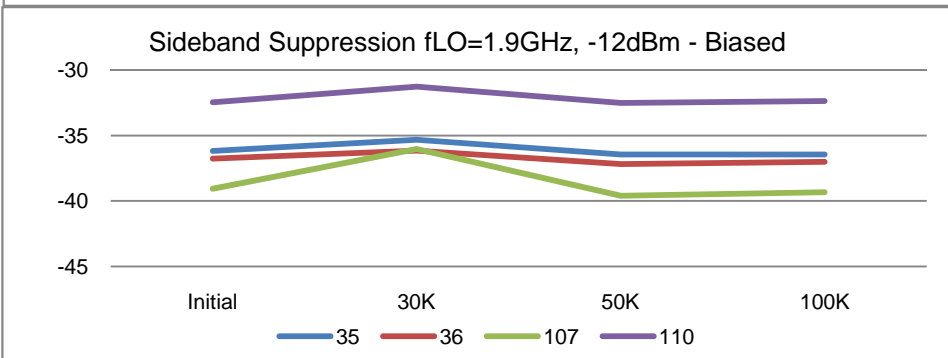
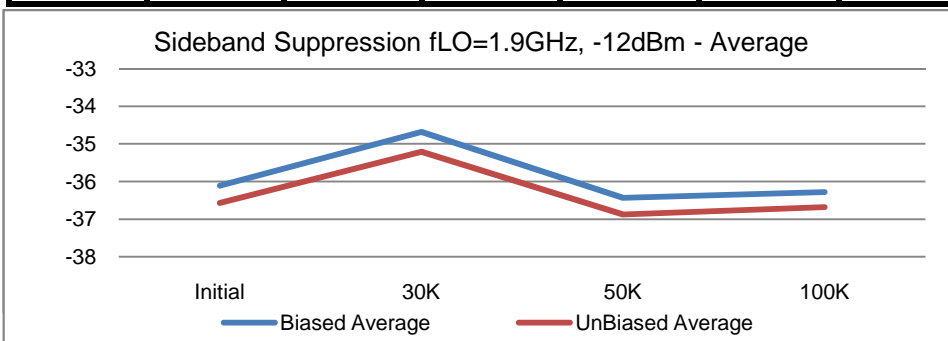


	T# 39	P_FDTH_1900M_5V_-12dBm				dBm
	SN	Initial	30K	50K	100K	Limit
Control	38	-48.61338	-47.6473	-48.67611	-49.42499	<-35
	104	-41.87093	-41.7113	-41.6799	-42.52356	
Biased	35	-40.88559	-40.7888	-40.92825	-41.60126	
	36	-42.16399	-42.8998	-42.53181	-43.18042	
	107	-42.4339	-43.273	-42.81741	-43.54084	
	110	-43.35999	-44.4505	-44.18278	-44.68707	
	Min	-43.3600	-44.4505	-44.1828	-44.6871	
	Max	-40.8856	-40.7888	-40.9283	-41.6013	
	Average	-42.2109	-42.8529	-42.6151	-43.2524	
UnBiased	33	-39.58499	-40.0146	-39.70391	-40.71992	
	34	-42.35637	-43.786	-42.59684	-43.52023	
	109	-41.5267	-42.6578	-42.27398	-43.25407	
	111	-41.8962	-42.1316	-42.34616	-43.28653	
	Min	-42.3564	-43.7860	-42.5968	-43.5202	
	Max	-39.5850	-40.0146	-39.7039	-40.7199	
	Average	-41.3411	-42.1475	-41.7302	-42.6952	

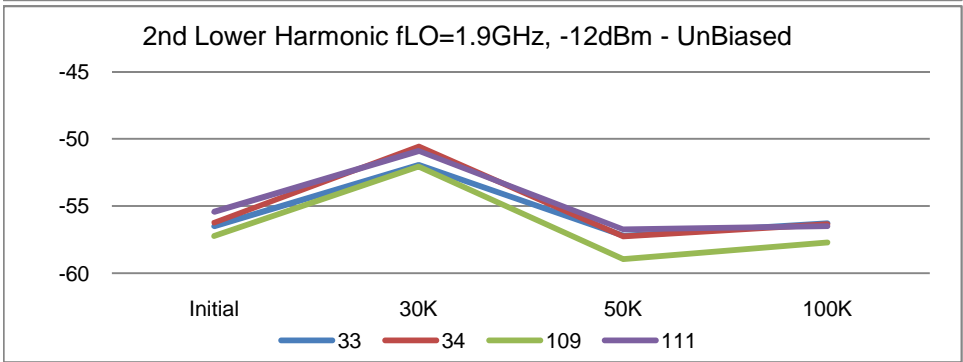
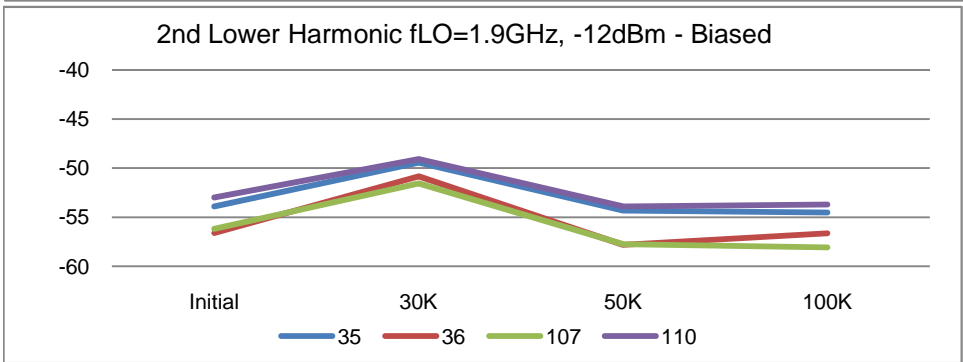
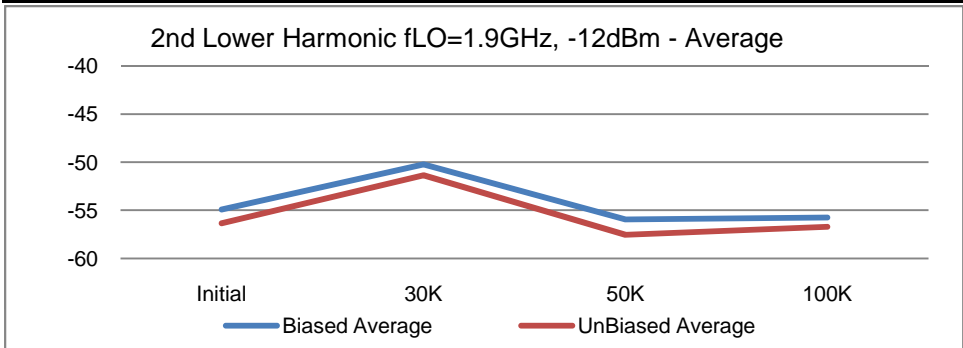




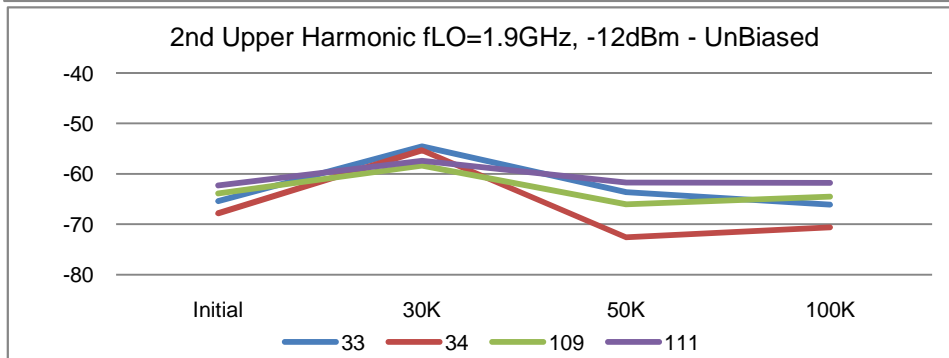
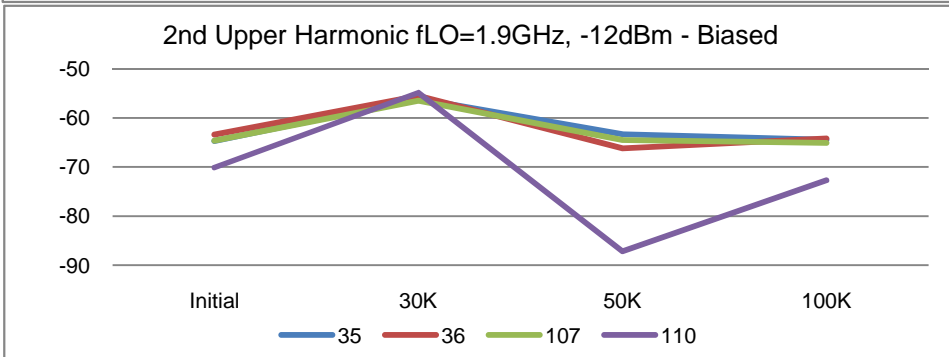
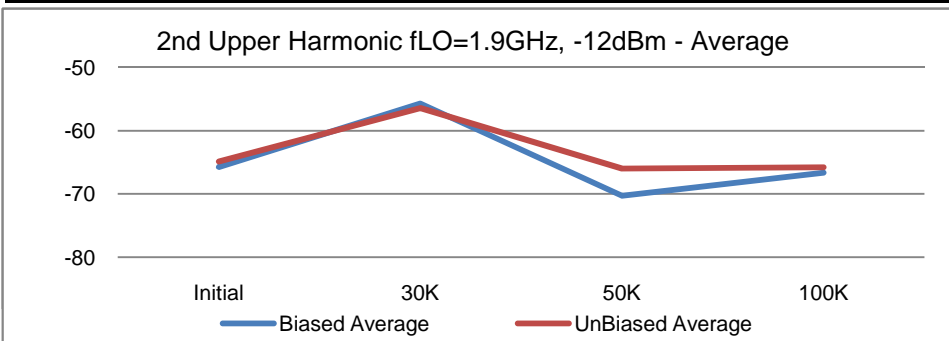
	T# 40	P_SUPP_1900M_5V_-12dBm				dBc
	SN	Initial	30K	50K	100K	Limit
Control	38	-36.0399	-36.5875	-36.48738	-36.27805	<-25
	104	-37.0064	-35.9642	-37.46132	-37.52905	
Biased	35	-36.1793	-35.3079	-36.44493	-36.43699	
	36	-36.7575	-36.1432	-37.17897	-37.01163	
	107	-39.051	-36.030	-39.60148	-39.32104	
	110	-32.4435	-31.2633	-32.51136	-32.35565	
	Min	-39.0510	-36.1432	-39.6015	-39.3210	
	Max	-32.4435	-31.2633	-32.5114	-32.3557	
	Average	-36.1078	-34.6860	-36.4342	-36.2813	
UnBiased	33	-36.4744	-35.8574	-36.89268	-36.70146	
	34	-36.3752	-34.8893	-36.53955	-36.53816	
	109	-35.9417	-35.0444	-36.1764	-35.92197	
	111	-37.4899	-35.048	-37.89459	-37.55141	
	Min	-37.4899	-35.8574	-37.8946	-37.5514	
	Max	-35.9417	-34.8893	-36.1764	-35.9220	
	Average	-36.5703	-35.2098	-36.8758	-36.6783	



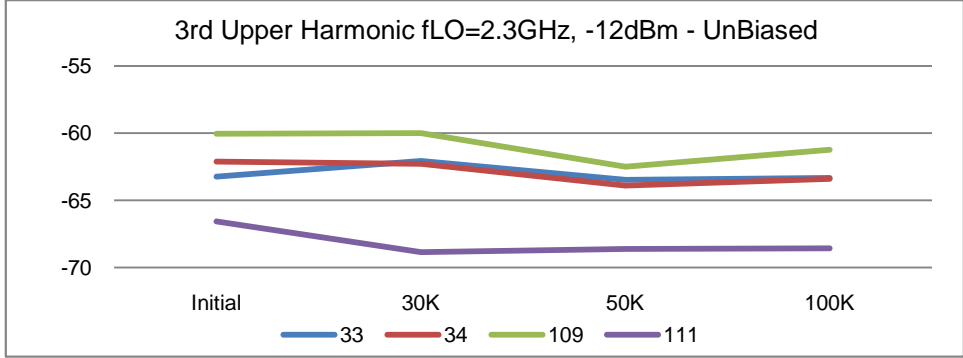
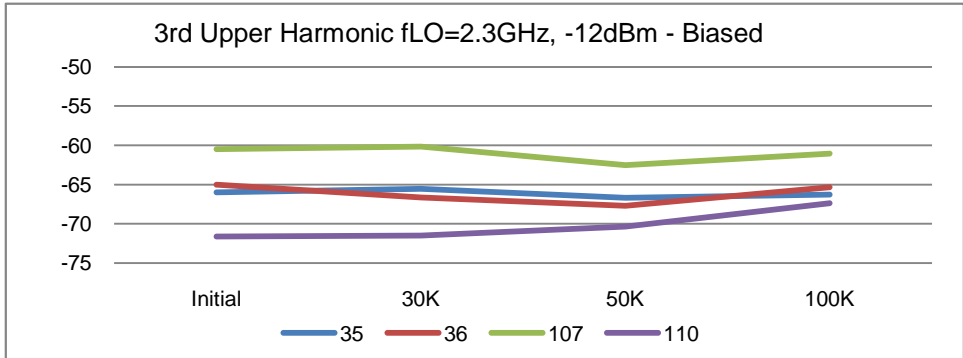
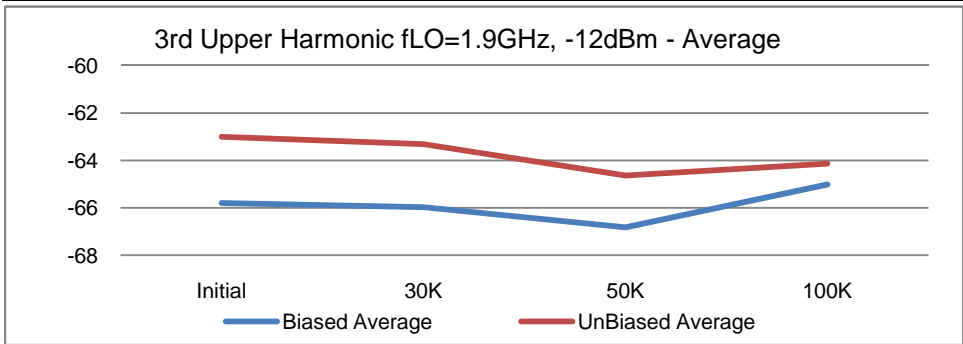
	T# 41	P_2ndL_1900M_5V_-12dBm				dBc
	SN	Initial	30K	50K	100K	Limit
Control	38	-54.24424	-49.3847	-55.72808	-55.20049	<-42
	104	-55.61925	-49.8761	-55.35641	-56.39634	
Biased	35	-53.91802	-49.4449	-54.32743	-54.52307	
	36	-56.62789	-50.843	-57.82431	-56.65153	
	107	-56.1781	-51.544	-57.74358	-58.07185	
	110	-53.00617	-49.0763	-53.89348	-53.71202	
	Min	-56.6279	-51.5440	-57.8243	-58.0719	
	Max	-53.0062	-49.0763	-53.8935	-53.7120	
	Average	-54.9325	-50.2270	-55.9472	-55.7396	
UnBiased	33	-56.48913	-51.95	-57.20033	-56.2823	
	34	-56.23407	-50.5513	-57.25151	-56.35507	
	109	-57.22519	-52.0754	-58.95557	-57.71437	
	111	-55.4197	-50.8871	-56.73975	-56.50454	
	Min	-57.2252	-52.0754	-58.9556	-57.7144	
	Max	-55.4197	-50.5513	-56.7398	-56.2823	
	Average	-56.3420	-51.3659	-57.5368	-56.7141	



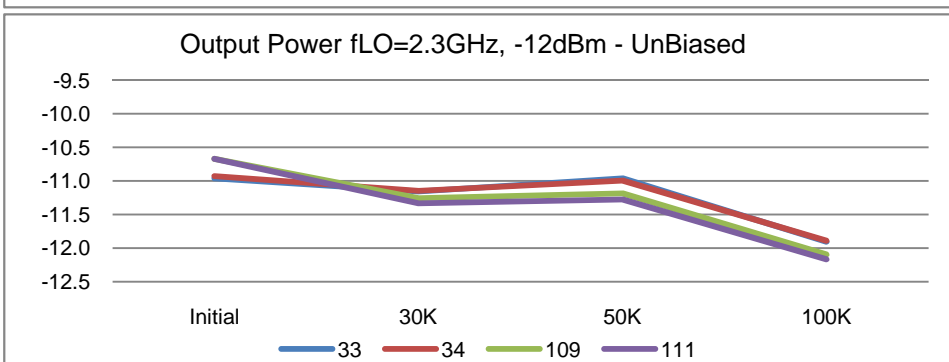
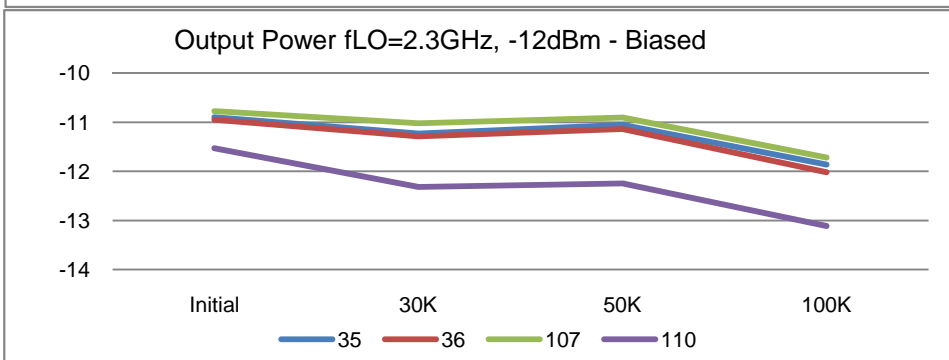
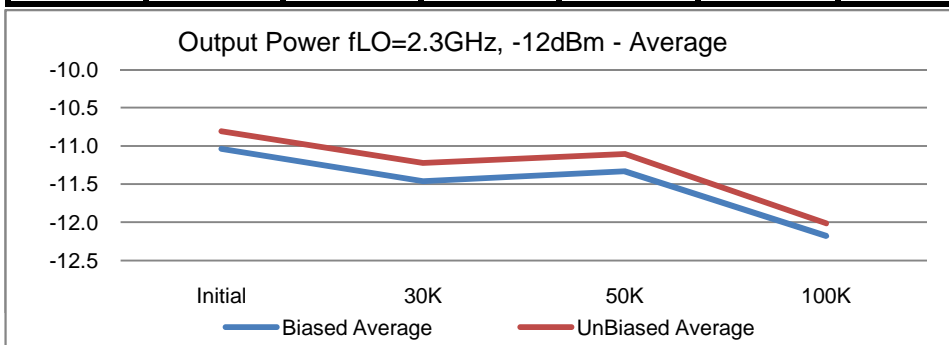
	T# 42	P_2ndU_1900M_5V_-12dBm				dBc
	SN	Initial	30K	50K	100K	Limit
Control	38	-69.6387	-56.8997	-70.26537	-69.68336	<-45
	104	-64.2351	-56.1217	-64.21133	-63.82773	
Biased	35	-64.7206	-56.062	-63.30402	-64.44027	
	36	-63.3814	-55.5037	-66.18353	-64.1477	
	107	-64.6371	-56.470	-64.51391	-65.12014	
	110	-70.1197	-54.8281	-87.19669	-72.738	
	Min	-70.1197	-56.4704	-87.1967	-72.7380	
	Max	-63.3814	-54.8281	-63.3040	-64.1477	
	Average	-65.7147	-55.7160	-70.2995	-66.6115	
UnBiased	33	-65.395	-54.5507	-63.63766	-66.09572	
	34	-67.8272	-55.3004	-72.59885	-70.63164	
	109	-63.8956	-58.3753	-66.03339	-64.51753	
	111	-62.3029	-57.4197	-61.72797	-61.77398	
	Min	-67.8272	-58.3753	-72.5989	-70.6316	
	Max	-62.3029	-54.5507	-61.7280	-61.7740	
	Average	-64.8552	-56.4115	-65.9995	-65.7547	



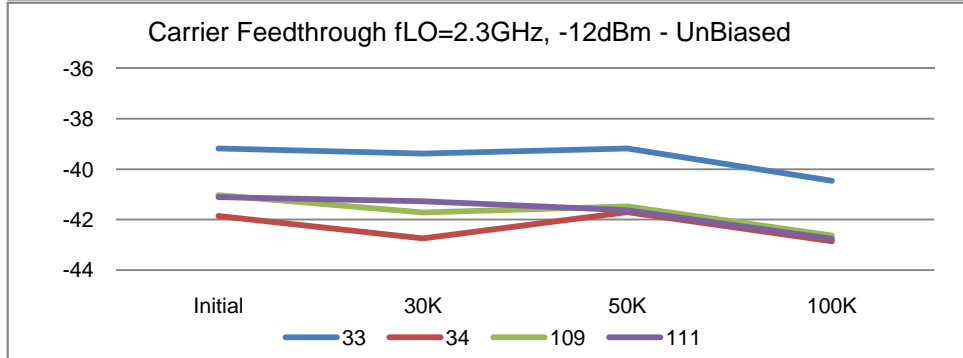
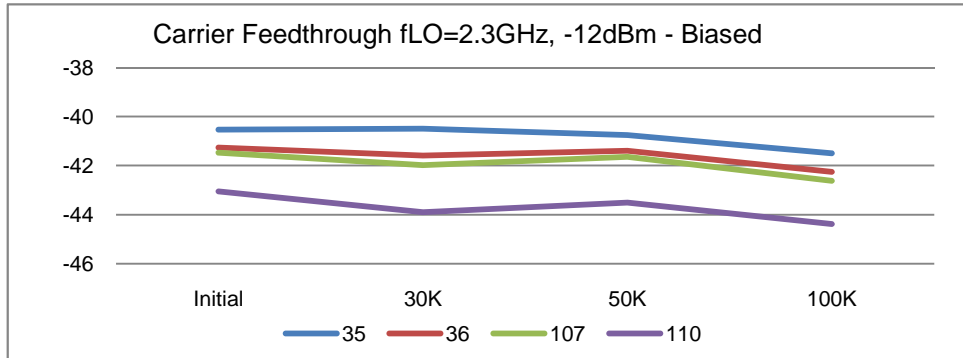
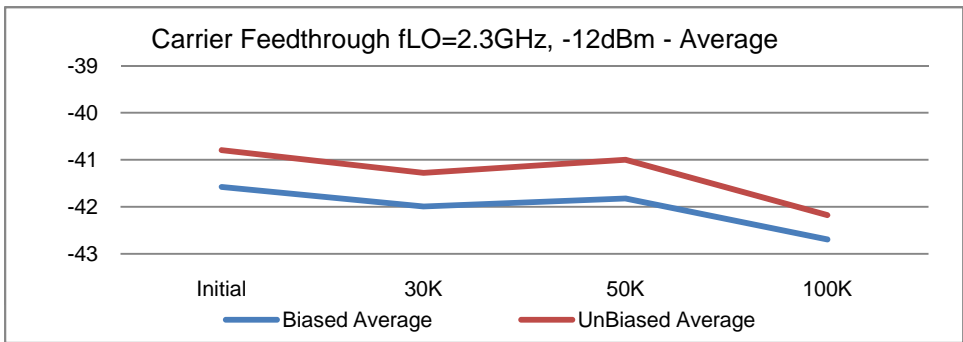
	T# 43	P_3rdU_1900M_5V_-12dBm				dBc
	SN	Initial	30K	50K	100K	Limit
Control	38	-61.48833	-62.3507	-63.65464	-61.5381	<-49
	104	-65.70444	-65.0557	-66.84049	-65.9623	
Biased	35	-66.01269	-65.557	-66.70293	-66.26277	
	36	-65.02013	-66.6402	-67.72158	-65.33411	
	107	-60.50383	-60.183	-62.52658	-61.06199	
	110	-71.63583	-71.5069	-70.36318	-67.38518	
	Min	-71.6358	-71.5069	-70.3632	-67.3852	
	Max	-60.5038	-60.1829	-62.5266	-61.0620	
	Average	-65.7931	-65.9717	-66.8286	-65.0110	
UnBiased	33	-63.24443	-62.0696	-63.48211	-63.33935	
	34	-62.1156	-62.2949	-63.90792	-63.41354	
	109	-60.04788	-60.0015	-62.51079	-61.25158	
	111	-66.58543	-68.8701	-68.62903	-68.56585	
	Min	-66.5854	-68.8701	-68.6290	-68.5659	
	Max	-60.0479	-60.0015	-62.5108	-61.2516	
	Average	-62.9983	-63.3090	-64.6325	-64.1426	



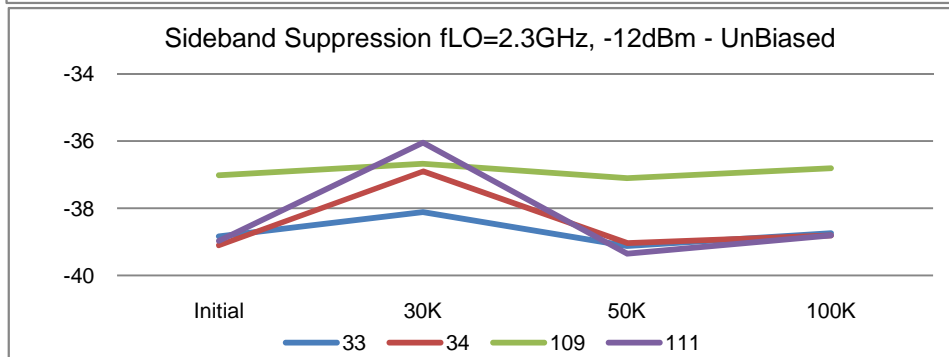
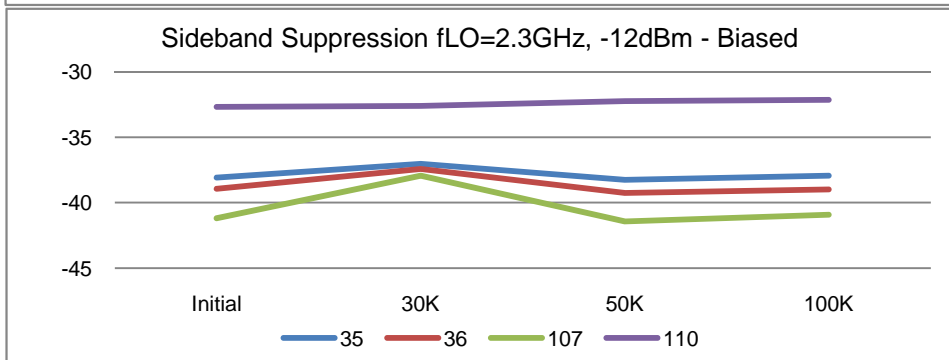
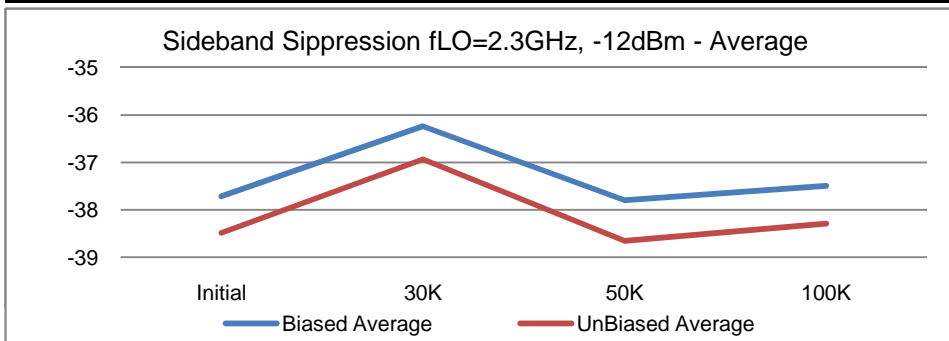
	T# 44	P_OUT_2300M_5V_-12dBm				dBm
	SN	Initial	30K	50K	100K	Limit
Control	38	-10.5882	-10.8316	-10.63331	-11.46972	>-17
	104	-11.015	-11.2228	-11.13525	-11.93798	<-8
Biased	35	-10.8986	-11.2276	-11.05453	-11.86301	
	36	-10.9509	-11.2862	-11.13511	-12.02039	
	107	-10.7698	-11.022	-10.90161	-11.71516	
	110	-11.5303	-12.3193	-12.2438	-13.11357	
	Min	-11.5303	-12.3193	-12.2438	-13.1136	
	Max	-10.7698	-11.0217	-10.9016	-11.7152	
	Average	-11.0374	-11.4637	-11.3338	-12.1780	
UnBiased	33	-10.9637	-11.1555	-10.96295	-11.9038	
	34	-10.9277	-11.1465	-10.99787	-11.89073	
	109	-10.67	-11.2564	-11.18685	-12.0966	
	111	-10.672	-11.3314	-11.27663	-12.16483	
	Min	-10.9637	-11.3314	-11.2766	-12.1648	
	Max	-10.6700	-11.1465	-10.9630	-11.8907	
	Average	-10.8083	-11.2225	-11.1061	-12.0140	



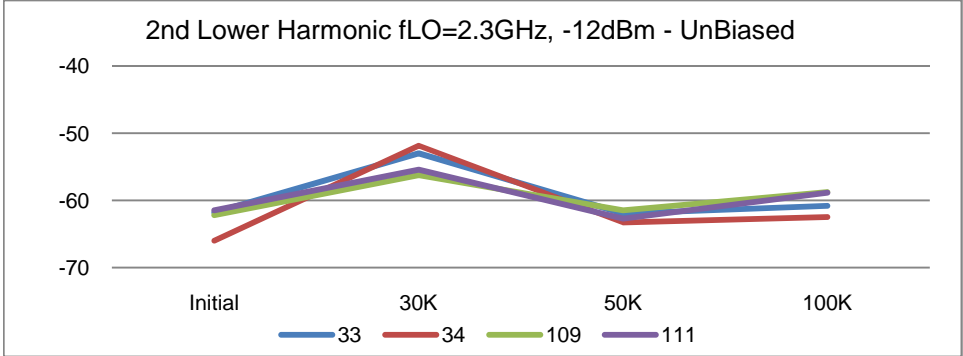
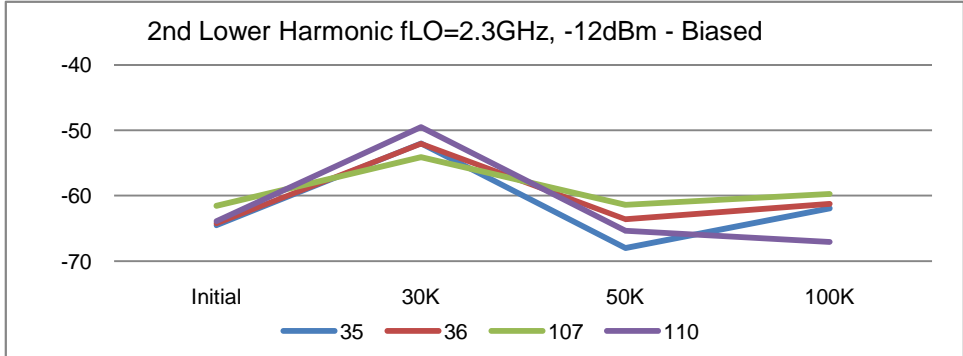
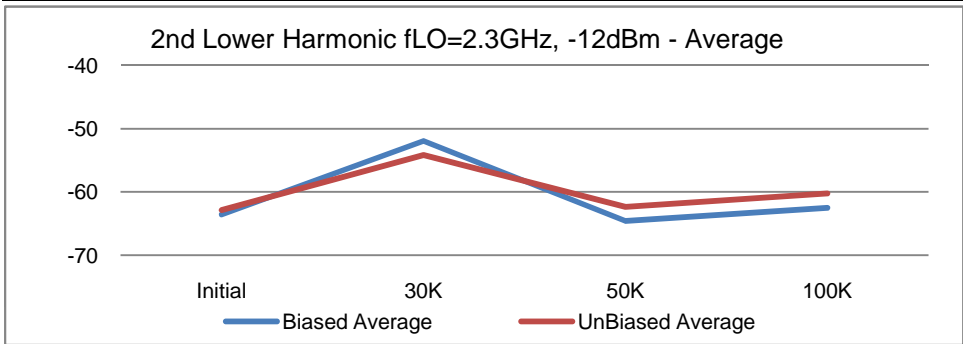
	T# 45	P_FDTH_2300M_5V_-12dBm				dBm
	SN	Initial	30K	50K	100K	Limit
Control	38	-46.71867	-46.1255	-46.72183	-47.68592	<-35
	104	-41.4082	-41.3542	-41.45332	-42.37805	
Biased	35	-40.53681	-40.4944	-40.75278	-41.49791	
	36	-41.26611	-41.5915	-41.39325	-42.25352	
	107	-41.46889	-41.976	-41.63927	-42.62805	
	110	-43.04954	-43.9033	-43.51014	-44.38658	
	Min	-43.0495	-43.9033	-43.5101	-44.3866	
	Max	-40.5368	-40.4944	-40.7528	-41.4979	
	Average	-41.5803	-41.9913	-41.8239	-42.6915	
UnBiased	33	-39.17314	-39.3779	-39.18273	-40.45419	
	34	-41.8598	-42.7471	-41.70139	-42.86335	
	109	-41.0282	-41.7163	-41.48088	-42.62818	
	111	-41.11039	-41.2658	-41.62269	-42.75868	
	Min	-41.8598	-42.7471	-41.7014	-42.8634	
	Max	-39.1731	-39.3779	-39.1827	-40.4542	
	Average	-40.7929	-41.2768	-40.9969	-42.1761	



		T# 46	P_SUPP_2300M_5V_-12dBm				dBc
		SN	Initial	30K	50K	100K	Limit
Control	38	-37.5211	-38.0629	-37.56376	-37.14897		<-25
	104	-38.5269	-37.966	-38.58463	-38.23829		
Biased	35	-38.0858	-37.025	-38.25727	-37.93734		
	36	-38.9386	-37.4082	-39.25926	-38.98781		
	107	-41.1773	-37.931	-41.42176	-40.92155		
	110	-32.6785	-32.6018	-32.24734	-32.13576		
	Min	-41.1773	-37.9308	-41.4218	-40.9216		
	Max	-32.6785	-32.6018	-32.2473	-32.1358		
	Average	-37.7201	-36.2415	-37.7964	-37.4956		
UnBiased	33	-38.8382	-38.1131	-39.13058	-38.74231		
	34	-39.1089	-36.9027	-39.03695	-38.81107		
	109	-37.0207	-36.6791	-37.10234	-36.81142		
	111	-38.9781	-36.0513	-39.35797	-38.8082		
	Min	-39.1089	-38.1131	-39.3580	-38.8111		
	Max	-37.0207	-36.0513	-37.1023	-36.8114		
	Average	-38.4865	-36.9366	-38.6570	-38.2933		

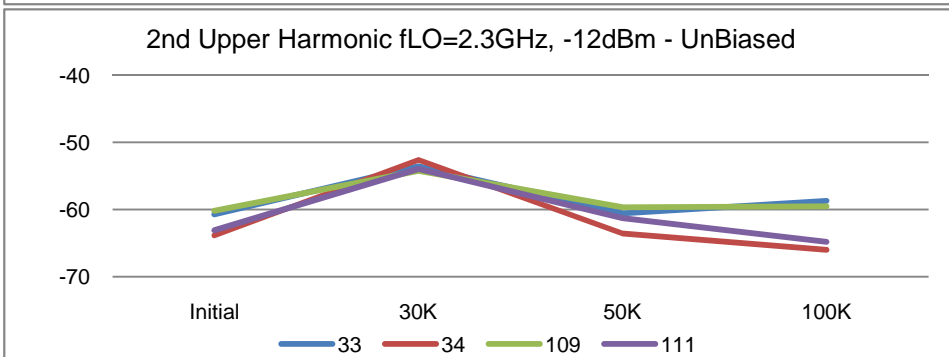
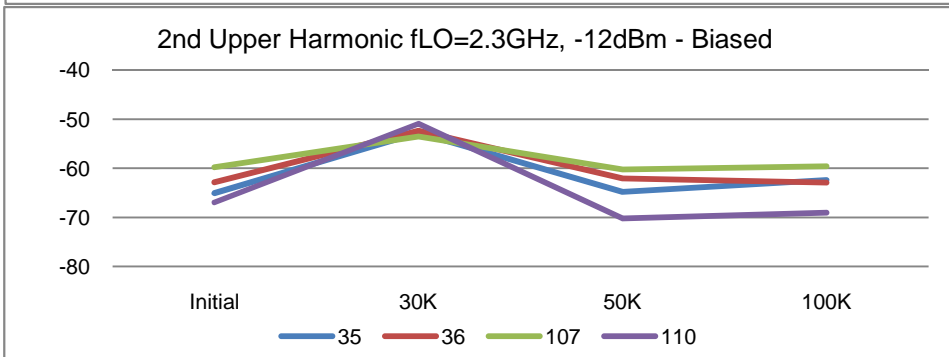
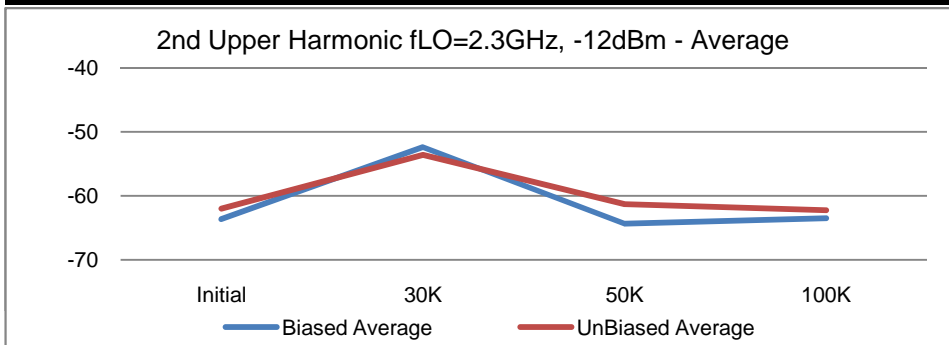


	T# 47	P_2ndL_2300M_5V_-12dBm				dBc
	SN	Initial	30K	50K	100K	Limit
Control	38	-72.35046	-50.1621	-71.7905	-68.18321	<-43
	104	-62.43003	-53.6154	-64.16824	-60.95152	
Biased	35	-64.51321	-51.9832	-68.01127	-61.91719	
	36	-64.23434	-52.0499	-63.61714	-61.23676	
	107	-61.53941	-54.097	-61.39655	-59.73275	
	110	-63.89764	-49.5237	-65.38066	-67.05938	
	Min	-64.5132	-54.0971	-68.0113	-67.0594	
	Max	-61.5394	-49.5237	-61.3966	-59.7328	
	Average	-63.5462	-51.9134	-64.6014	-62.4865	
UnBiased	33	-61.80104	-53.0017	-61.96329	-60.83617	
	34	-65.99355	-51.8853	-63.27243	-62.49318	
	109	-62.1819	-56.2483	-61.46854	-58.77141	
	111	-61.471	-55.4211	-62.74483	-58.87839	
	Min	-65.9936	-56.2483	-63.2724	-62.4932	
	Max	-61.4710	-51.8853	-61.4685	-58.7714	
	Average	-62.8619	-54.1391	-62.3623	-60.2448	

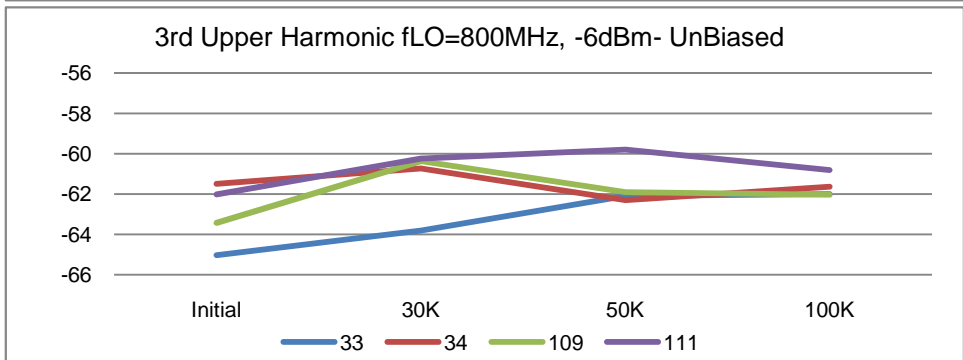
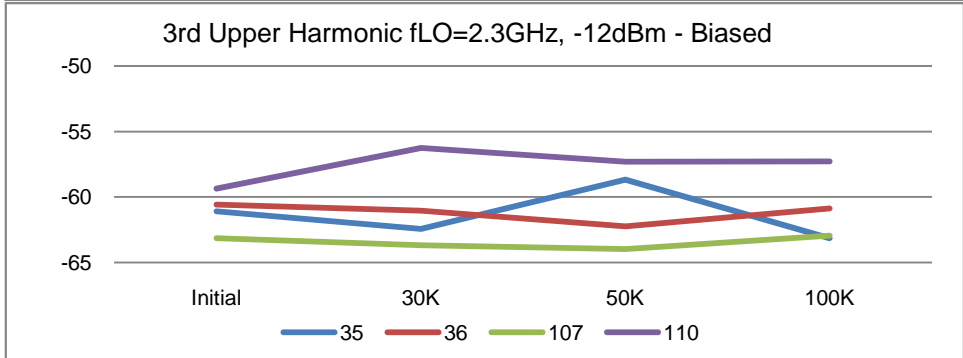
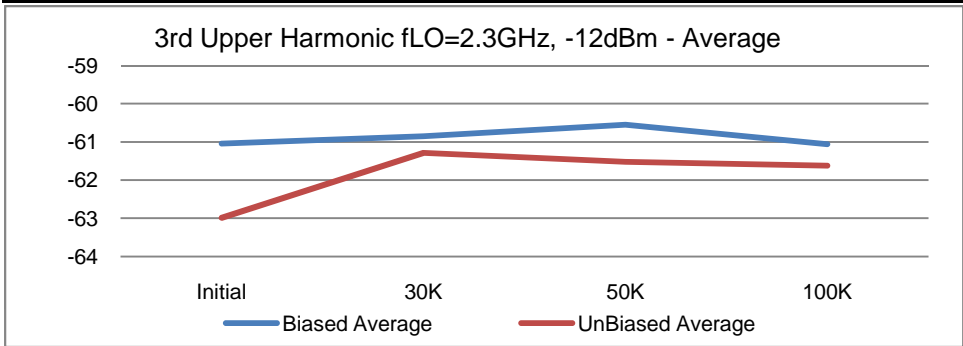




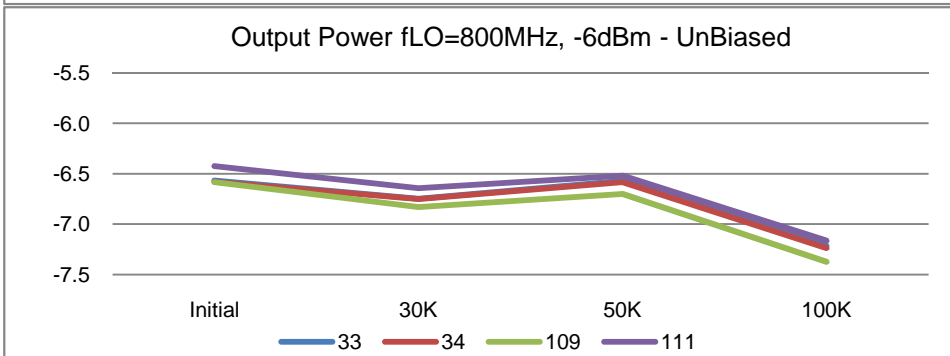
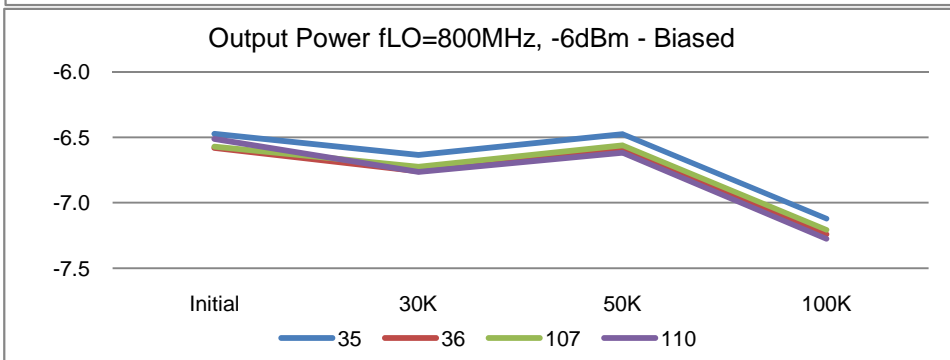
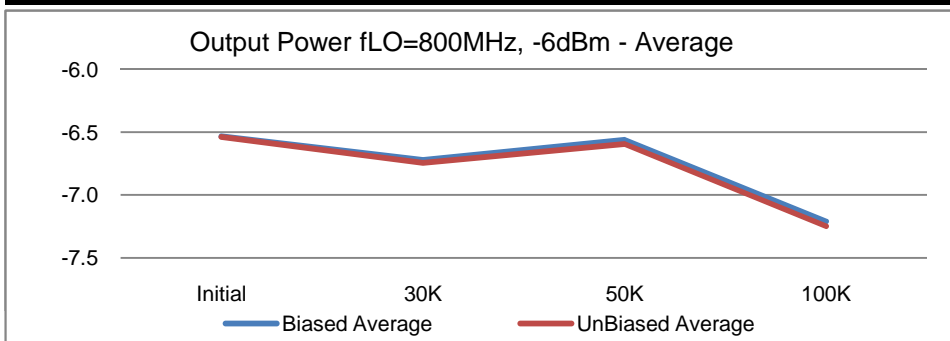
	T# 48	P_2ndU_2300M_5V_-12dBm				dBc
	SN	Initial	30K	50K	100K	Limit
Control	38	-64.9711	-52.5441	-65.57931	-64.99287	<-45
	104	-63.9899	-53.1235	-66.34988	-63.69098	
Biased	35	-65.0551	-52.781	-64.79227	-62.40958	
	36	-62.8798	-52.3508	-62.09864	-62.92355	
	107	-59.7637	-53.541	-60.24263	-59.59346	
	110	-66.96	-50.9319	-70.23907	-69.08348	
	Min	-66.9600	-53.5411	-70.2391	-69.0835	
	Max	-59.7637	-50.9319	-60.2426	-59.5935	
	Average	-63.6647	-52.4012	-64.3432	-63.5025	
UnBiased	33	-60.7061	-53.5607	-60.58863	-58.70506	
	34	-63.8829	-52.6441	-63.57653	-66.01098	
	109	-60.2052	-54.2528	-59.65596	-59.52022	
	111	-63.1003	-53.94	-61.26757	-64.82463	
	Min	-63.8829	-54.2528	-63.5765	-66.0110	
	Max	-60.2052	-52.6441	-59.6560	-58.7051	
	Average	-61.9736	-53.5994	-61.2722	-62.2652	



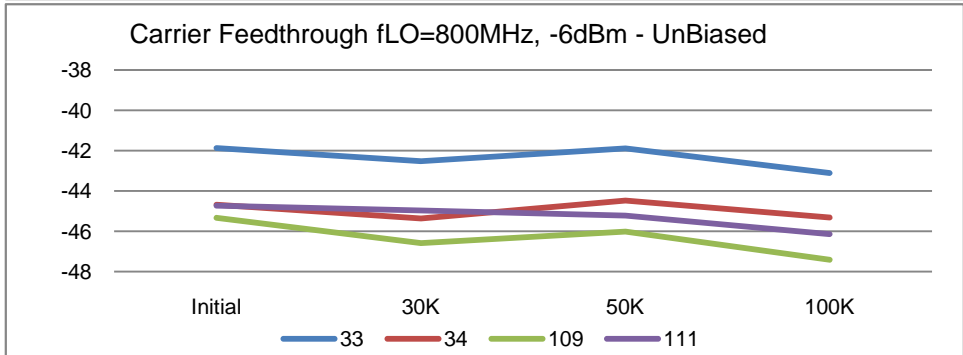
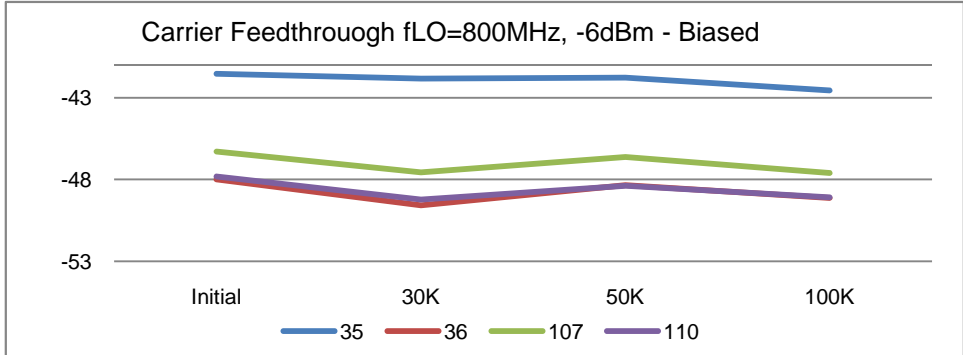
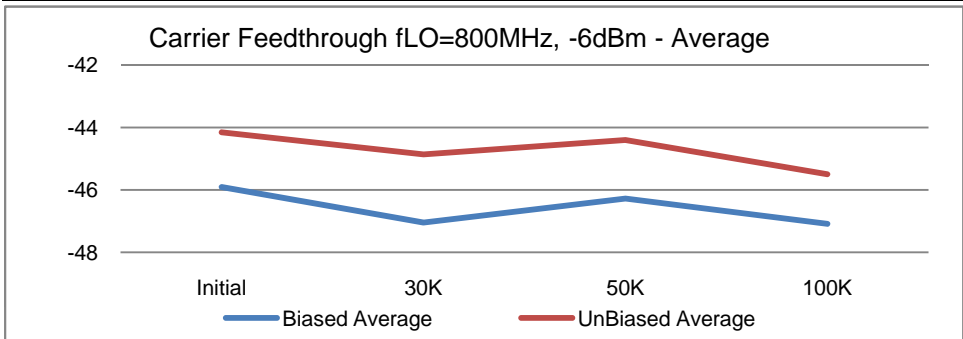
	T# 49	P_3rdU_2300M_5V_-12dBm				dBc
	SN	Initial	30K	50K	100K	Limit
Control	38	-63.86776	-62.1036	-62.48199	-64.81275	<-47
	104	-62.02391	-63.0306	-60.08978	-59.16281	
Biased	35	-61.08897	-62.4421	-58.67744	-63.14415	
	36	-60.58798	-61.0469	-62.23679	-60.87263	
	107	-63.15099	-63.687	-63.98728	-62.96053	
	110	-59.35917	-56.2374	-57.29714	-57.28558	
	Min	-63.1510	-63.6872	-63.9873	-63.1442	
	Max	-59.3592	-56.2374	-57.2971	-57.2856	
	Average	-61.0468	-60.8534	-60.5497	-61.0657	
UnBiased	33	-65.02906	-63.8159	-62.09747	-62.00799	
	34	-61.48826	-60.7384	-62.29623	-61.63942	
	109	-63.42218	-60.3708	-61.90067	-62.0321	
	111	-62.01657	-60.2384	-59.79153	-60.8029	
	Min	-65.0291	-63.8159	-62.2962	-62.0321	
	Max	-61.4883	-60.2384	-59.7915	-60.8029	
	Average	-62.9890	-61.2908	-61.5215	-61.6206	



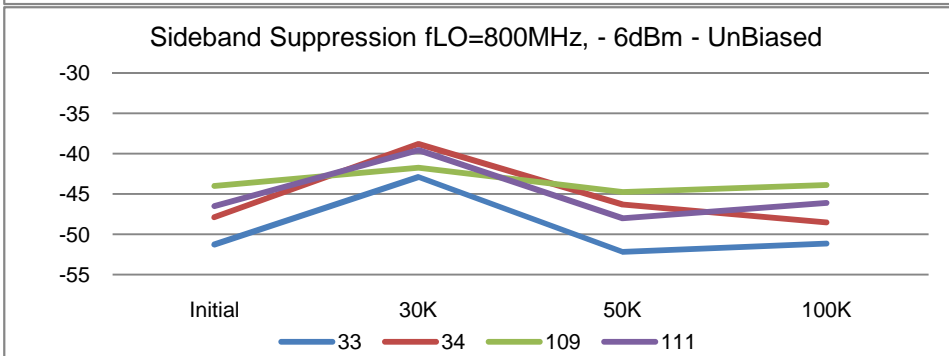
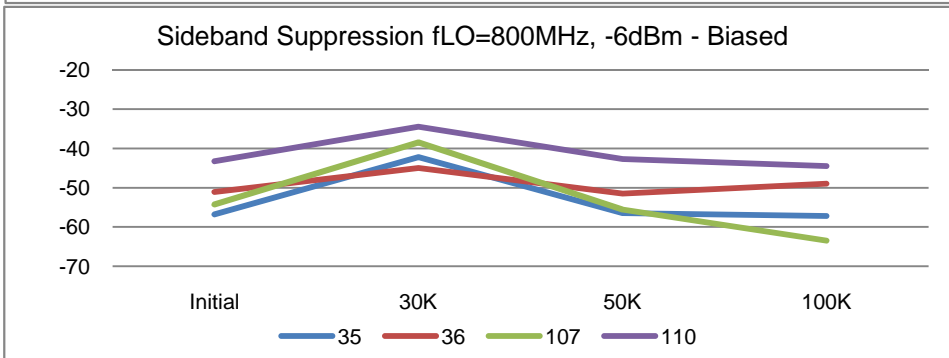
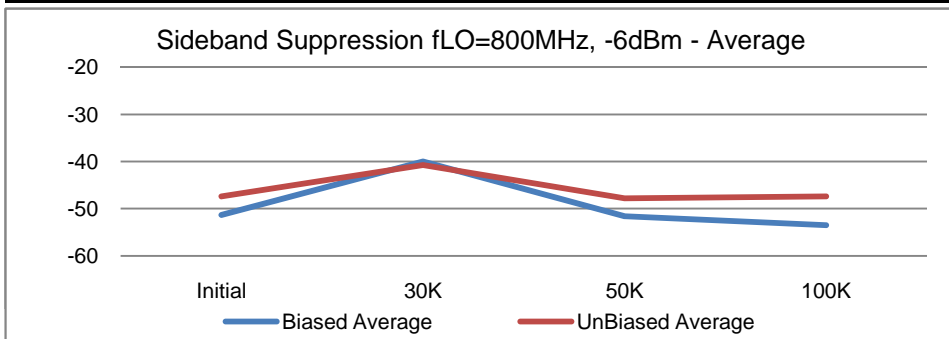
	T# 50	P_OUT_800M_3V_-6dBm				dBm
	SN	Initial	30K	50K	100K	Limit
Control	38	-6.45668	-6.66299	-6.4862	-7.12658	>-11
	104	-6.64998	-6.77294	-6.61774	-7.27015	<-4
Biased	35	-6.4718	-6.63426	-6.47475	-7.12109	
	36	-6.57966	-6.75834	-6.58976	-7.24145	
	107	-6.57144	-6.726	-6.56215	-7.20608	
	110	-6.51104	-6.76476	-6.61756	-7.27482	
	Min	-6.5797	-6.7648	-6.6176	-7.2748	
	Max	-6.4718	-6.6343	-6.4748	-7.1211	
	Average	-6.5335	-6.7207	-6.5611	-7.2109	
UnBiased	33	-6.56721	-6.74864	-6.57203	-7.21533	
	34	-6.57885	-6.75296	-6.58328	-7.23803	
	109	-6.58449	-6.82972	-6.69931	-7.37397	
	111	-6.42477	-6.64339	-6.51997	-7.16515	
	Min	-6.5845	-6.8297	-6.6993	-7.3740	
	Max	-6.4248	-6.6434	-6.5200	-7.1652	
	Average	-6.5388	-6.7437	-6.5936	-7.2481	



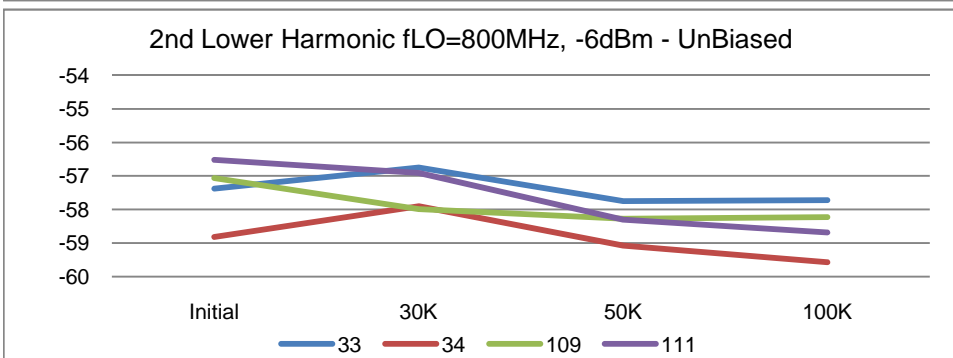
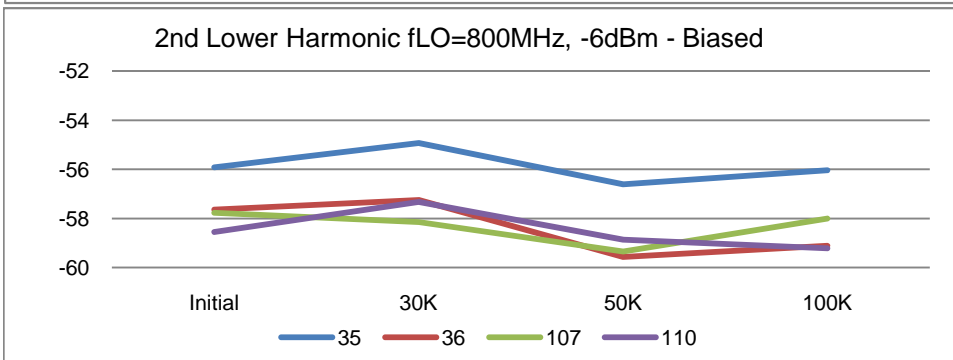
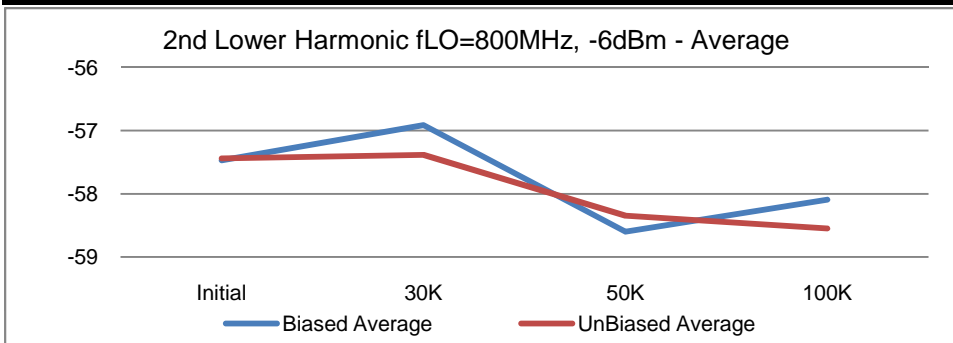
	T# 51	P_FDTH_800M_3V_-6dBm				dBm
	SN	Initial	30K	50K	100K	Limit
Control	38	-44.40432	-43.8773	-44.7315	-45.1678	<-35
	104	-42.76712	-42.6007	-42.83199	-43.5038	
Biased	35	-41.538	-41.8211	-41.76522	-42.54483	
	36	-47.98686	-49.5825	-48.35422	-49.12054	
	107	-46.29292	-47.557	-46.61487	-47.59794	
	110	-47.81335	-49.2234	-48.38784	-49.07859	
	Min	-47.9869	-49.5825	-48.3878	-49.1205	
	Max	-41.5380	-41.8211	-41.7652	-42.5448	
	Average	-45.9078	-47.0459	-46.2805	-47.0855	
UnBiased	33	-41.8766	-42.5322	-41.89613	-43.11433	
	34	-44.68546	-45.3633	-44.47783	-45.32492	
	109	-45.3335	-46.5835	-46.01748	-47.41618	
	111	-44.73907	-44.9787	-45.22179	-46.14465	
	Min	-45.3335	-46.5835	-46.0175	-47.4162	
	Max	-41.8766	-42.5322	-41.8961	-43.1143	
	Average	-44.1587	-44.8644	-44.4033	-45.5000	



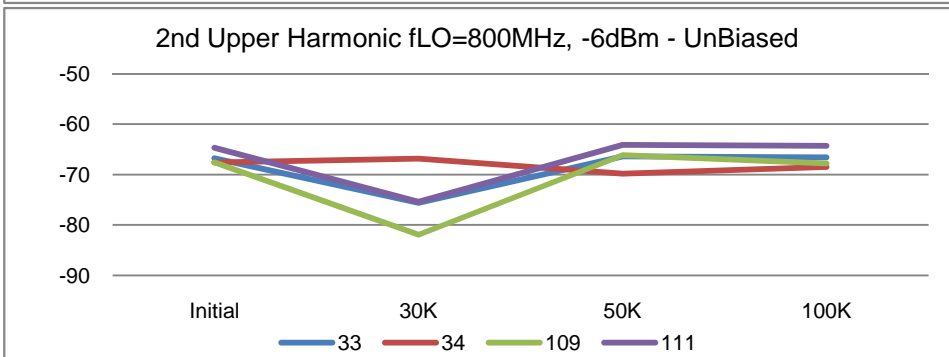
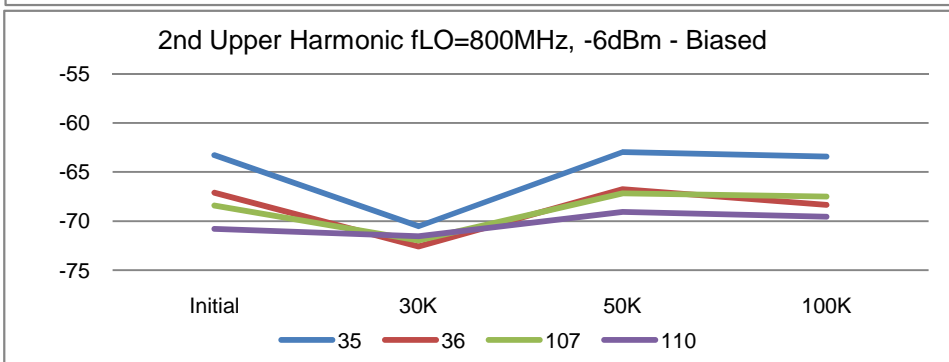
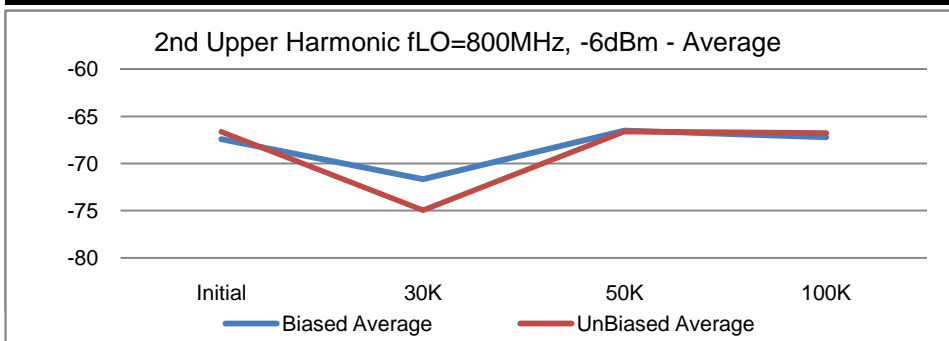
	T# 52	P_SUPP_800M_3V_-6dBm				dBc
	SN	Initial	30K	50K	100K	Limit
Control	38	-48.0129	-49.6952	-48.24542	-46.55391	<-28
	104	-53.1773	-40.4623	-55.70244	-59.21124	
Biased	35	-56.7938	-42.1815	-56.45255	-57.18159	
	36	-51.1115	-44.9947	-51.53773	-48.97827	
	107	-54.2531	-38.443	-55.61111	-63.51021	
	110	-43.2603	-34.4297	-42.73655	-44.51344	
	Min	-56.7938	-44.9947	-56.4526	-63.5102	
	Max	-43.2603	-34.4297	-42.7366	-44.5134	
	Average	-51.3547	-40.0122	-51.5845	-53.5459	
UnBiased	33	-51.2837	-42.9118	-52.19966	-51.14064	
	34	-47.9216	-38.8217	-46.3074	-48.53171	
	109	-44.0101	-41.7718	-44.77845	-43.90523	
	111	-46.5021	-39.5528	-48.02251	-46.13918	
	Min	-51.2837	-42.9118	-52.1997	-51.1406	
	Max	-44.0101	-38.8217	-44.7785	-43.9052	
	Average	-47.4294	-40.7645	-47.8270	-47.4292	



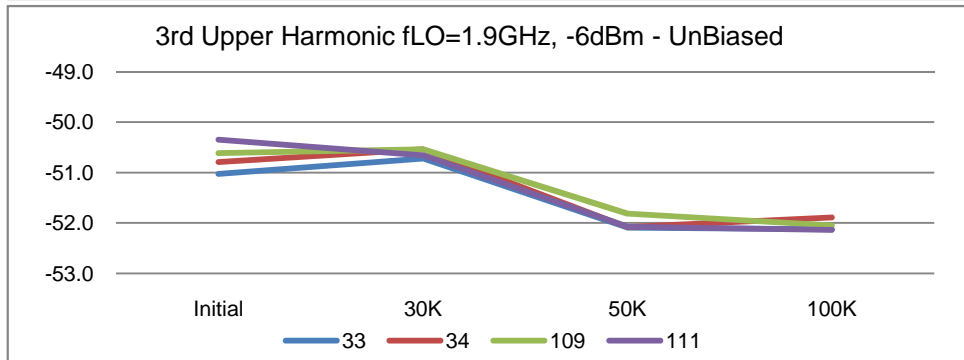
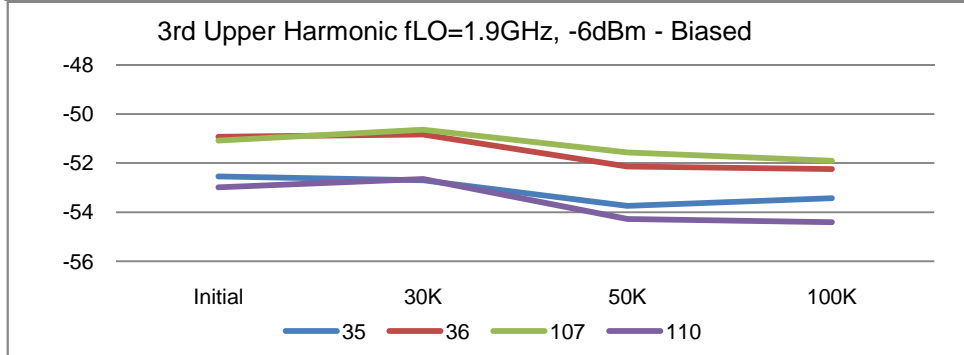
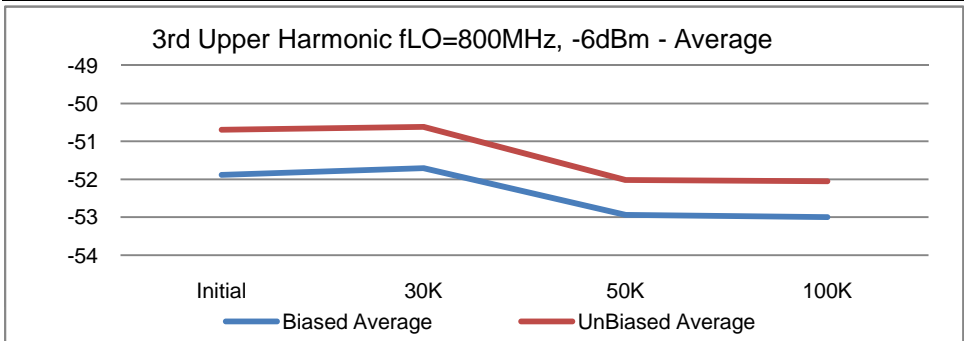
	T# 53	P_2ndL_800M_3V_-6dBm				dBc
	SN	Initial	30K	50K	100K	Limit
Control	38	-56.49269	-55.0839	-57.70124	-57.49046	<-45
	104	-56.42936	-56.1517	-56.92463	-58.08393	
Biased	35	-55.92231	-54.9294	-56.6132	-56.0358	
	36	-57.63708	-57.2525	-59.57074	-59.11332	
	107	-57.77065	-58.155	-59.34761	-58.00734	
	110	-58.55138	-57.3242	-58.86711	-59.22007	
	Min	-58.5514	-58.1549	-59.5707	-59.2201	
	Max	-55.9223	-54.9294	-56.6132	-56.0358	
	Average	-57.4704	-56.9152	-58.5997	-58.0941	
UnBiased	33	-57.379	-56.748	-57.74783	-57.72249	
	34	-58.81318	-57.9032	-59.06931	-59.56909	
	109	-57.05877	-57.9892	-58.27544	-58.22303	
	111	-56.51725	-56.9103	-58.30149	-58.68247	
	Min	-58.8132	-57.9892	-59.0693	-59.5691	
	Max	-56.5173	-56.7480	-57.7478	-57.7225	
	Average	-57.4421	-57.3877	-58.3485	-58.5493	



	T# 54	P_2ndU_800M_3V_-6dBm				dBc
	SN	Initial	30K	50K	100K	Limit
Control	38	-63.0792	-68.2059	-62.68566	-64.06702	<-49
	104	-64.5997	-70.0617	-63.92802	-65.11052	
Biased	35	-63.3027	-70.5322	-62.95931	-63.4139	
	36	-67.1192	-72.5893	-66.75025	-68.35316	
	107	-68.4254	-71.965	-67.19076	-67.50871	
	110	-70.7996	-71.554	-69.06631	-69.55071	
	Min	-70.7996	-72.5893	-69.0663	-69.5507	
	Max	-63.3027	-70.5322	-62.9593	-63.4139	
	Average	-67.4117	-71.6602	-66.4917	-67.2066	
UnBiased	33	-66.7913	-75.572	-66.37297	-66.55505	
	34	-67.5809	-66.8588	-69.79256	-68.48375	
	109	-67.5937	-81.9638	-66.1554	-67.7645	
	111	-64.6519	-75.4314	-64.12834	-64.27174	
	Min	-67.5937	-81.9638	-69.7926	-68.4838	
	Max	-64.6519	-66.8588	-64.1283	-64.2717	
	Average	-66.6545	-74.9565	-66.6123	-66.7688	

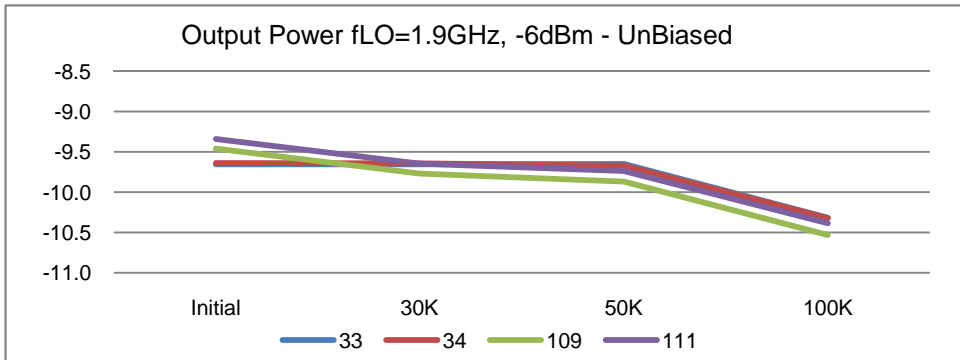
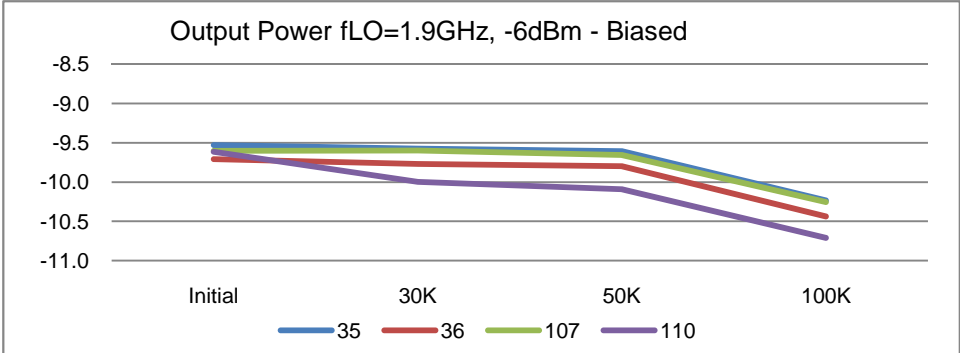
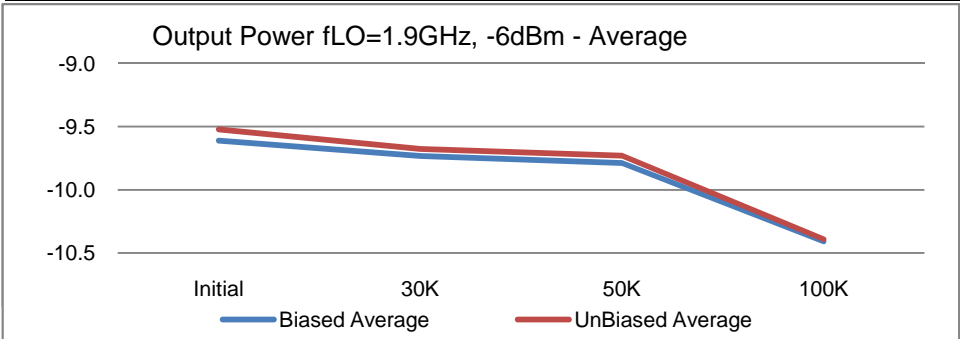


	T# 55	P_3rdU_800M_3V_-6dBm				dBc
	SN	Initial	30K	50K	100K	Limit
Control	38	-51.01817	-51.3481	-52.36335	-52.22095	<-45
	104	-52.23713	-51.8888	-53.01604	-52.97992	
Biased	35	-52.54549	-52.6959	-53.74198	-53.4296	
	36	-50.92897	-50.8294	-52.14592	-52.24655	
	107	-51.08636	-50.636	-51.56521	-51.90475	
	110	-52.98424	-52.6462	-54.27908	-54.4045	
	Min	-52.9842	-52.6959	-54.2791	-54.4045	
	Max	-50.9290	-50.6362	-51.5652	-51.9048	
	Average	-51.8863	-51.7019	-52.9330	-52.9964	
UnBiased	33	-51.02474	-50.7231	-52.09424	-52.12627	
	34	-50.79132	-50.5368	-52.07952	-51.89182	
	109	-50.61617	-50.5385	-51.81096	-52.04948	
	111	-50.34567	-50.6613	-52.07549	-52.13488	
	Min	-51.0247	-50.7231	-52.0942	-52.1349	
	Max	-50.3457	-50.5368	-51.8110	-51.8918	
	Average	-50.6945	-50.6149	-52.0151	-52.0506	

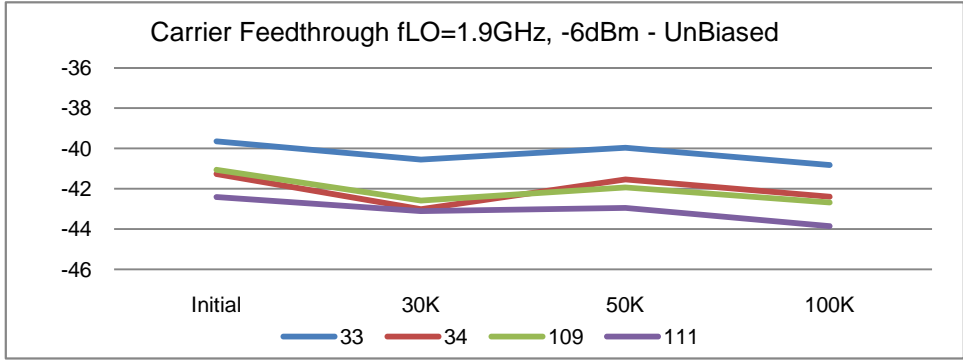
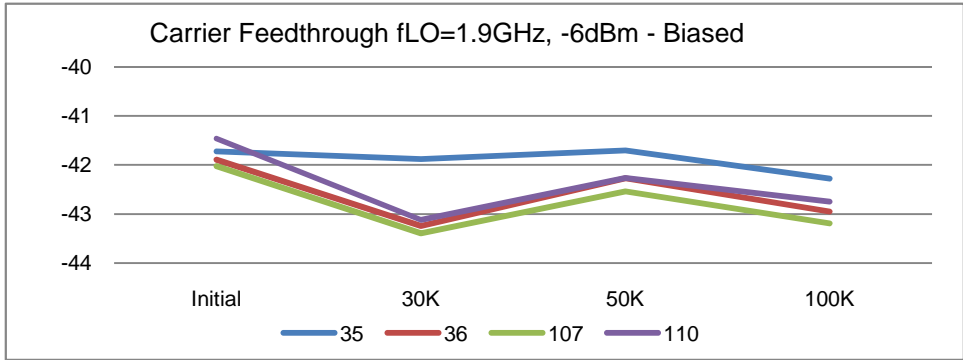
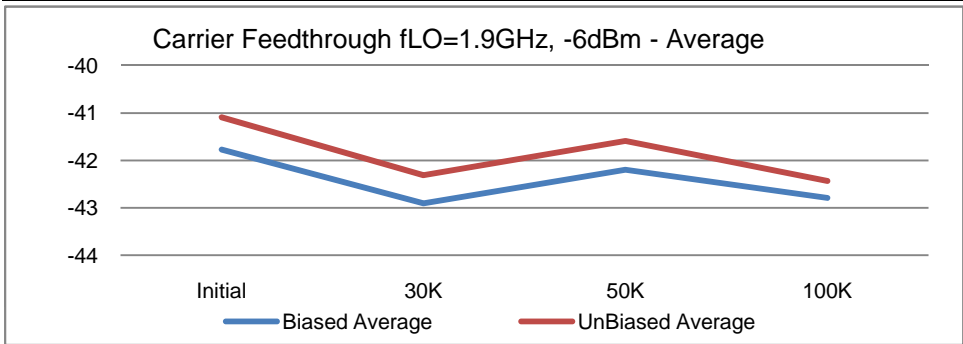




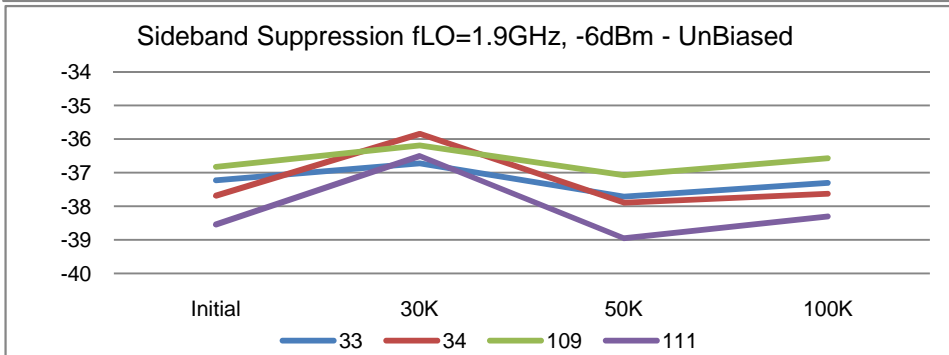
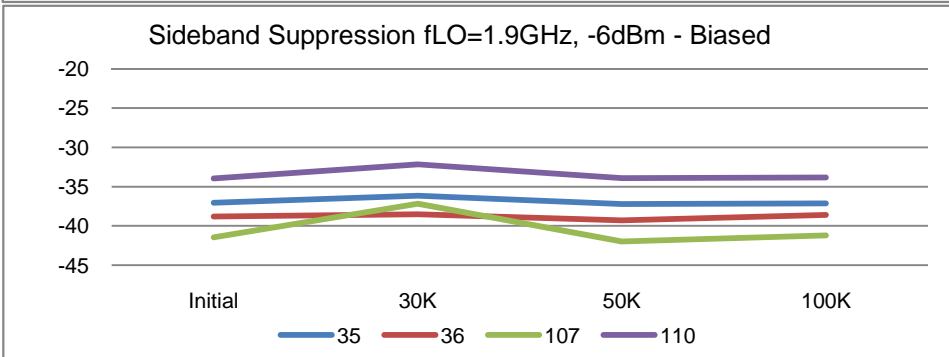
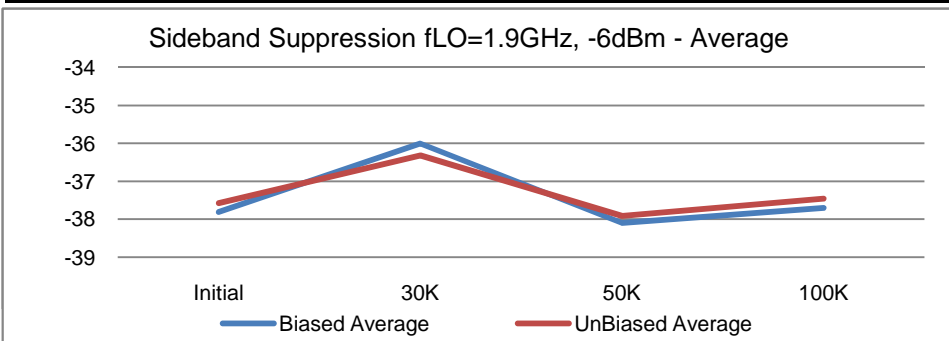
	T# 56	P_OUT_1900M_3V_-6dBm				dBm
	SN	Initial	30K	50K	100K	Limit
Control	38	-9.4408	-9.46686	-9.46591	-10.13708	>-13
	104	-9.71917	-9.65608	-9.70772	-10.35112	<-6
Biased	35	-9.52762	-9.57297	-9.60528	-10.23328	
	36	-9.70763	-9.76793	-9.79913	-10.43843	
	107	-9.60388	-9.600	-9.65705	-10.253	
	110	-9.61345	-9.99642	-10.0927	-10.70947	
	Min	-9.7076	-9.9964	-10.0927	-10.7095	
	Max	-9.5276	-9.5730	-9.6053	-10.2333	
	Average	-9.6131	-9.7344	-9.7885	-10.4085	
UnBiased	33	-9.655	-9.65359	-9.65023	-10.31889	
	34	-9.64106	-9.6443	-9.67216	-10.32164	
	109	-9.45891	-9.76822	-9.86893	-10.53377	
	111	-9.34218	-9.64881	-9.7367	-10.38556	
	Min	-9.6550	-9.7682	-9.8689	-10.5338	
	Max	-9.3422	-9.6443	-9.6502	-10.3189	
	Average	-9.5243	-9.6787	-9.7320	-10.3900	



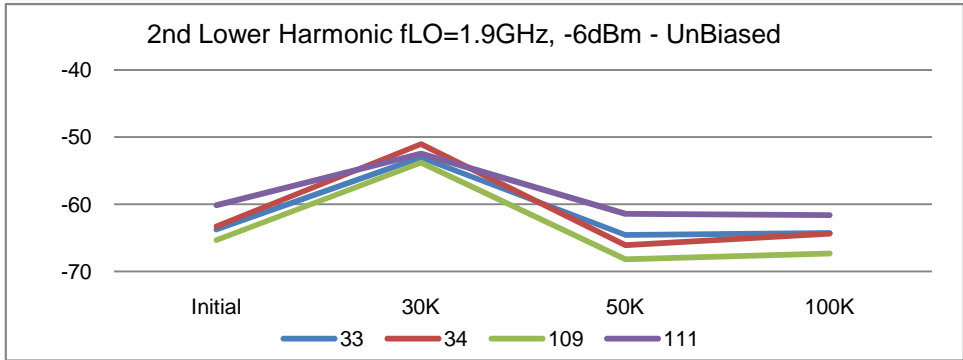
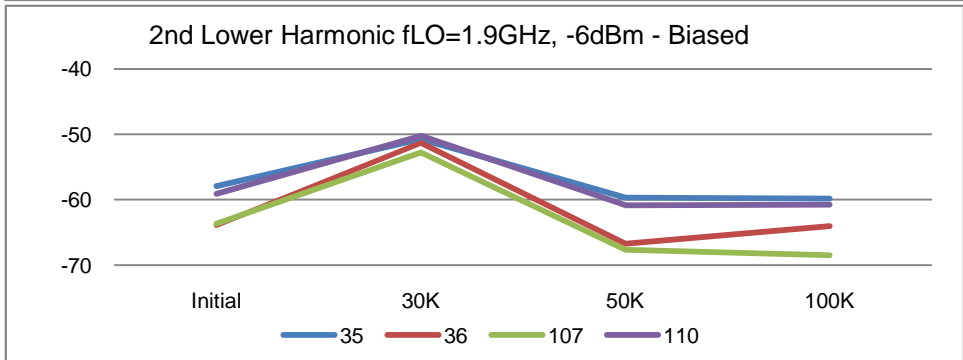
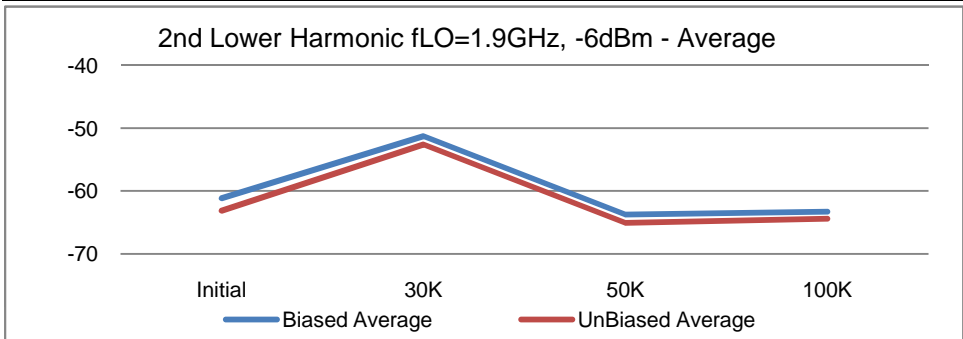
	T# 57	P_FDTH_1900M_3V_-6dBm				dBm
	SN	Initial	30K	50K	100K	Limit
Control	38	-52.13549	-51.5877	-52.33731	-53.05901	<-35
	104	-42.7775	-43.0266	-42.59327	-43.50061	
Biased	35	-41.72671	-41.8777	-41.70314	-42.27853	
	36	-41.89145	-43.2437	-42.27364	-42.95145	
	107	-42.02227	-43.391	-42.54132	-43.19304	
	110	-41.46072	-43.1185	-42.26775	-42.74559	
	Min	-42.0223	-43.3915	-42.5413	-43.1930	
	Max	-41.4607	-41.8777	-41.7031	-42.2785	
	Average	-41.7753	-42.9078	-42.1965	-42.7922	
UnBiased	33	-39.64626	-40.5562	-39.95909	-40.82027	
	34	-41.26632	-43.0117	-41.53116	-42.39426	
	109	-41.05593	-42.5812	-41.92886	-42.67287	
	111	-42.40409	-43.1046	-42.9525	-43.86069	
	Min	-42.4041	-43.1046	-42.9525	-43.8607	
	Max	-39.6463	-40.5562	-39.9591	-40.8203	
	Average	-41.0932	-42.3134	-41.5929	-42.4370	



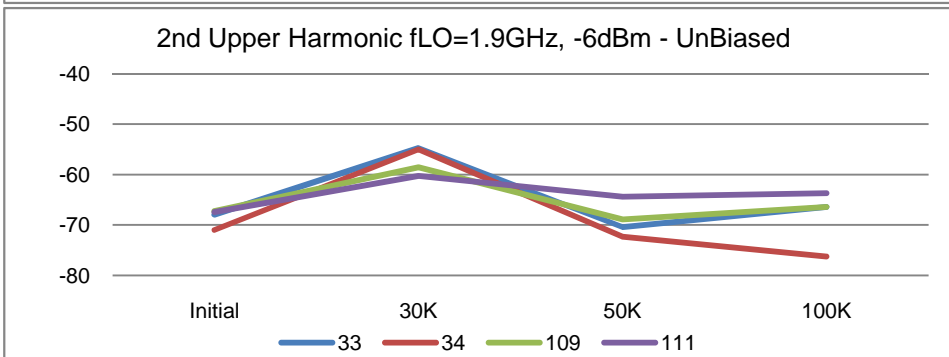
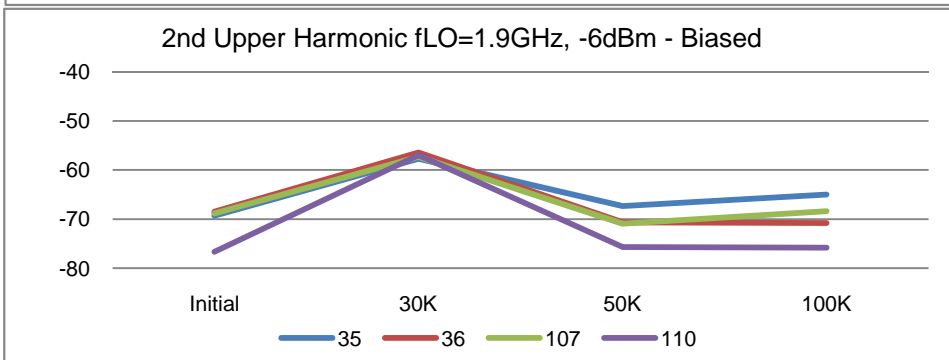
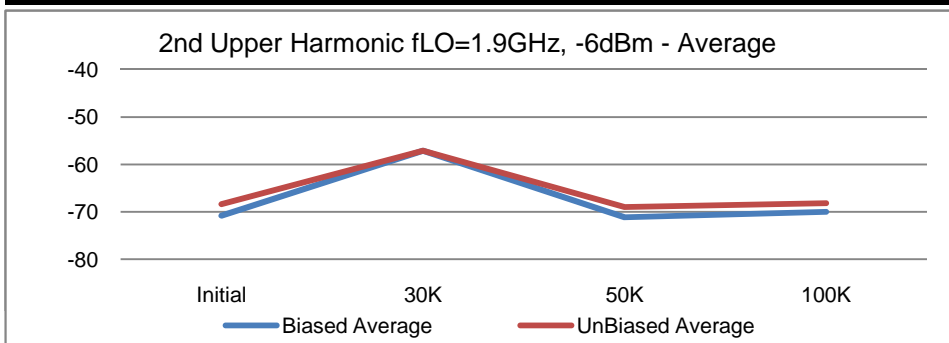
	T# 58	P_SUPP_1900M_3V_-6dBm				dBc
	SN	Initial	30K	50K	100K	Limit
Control	38	-36.7115	-37.5915	-37.31171	-36.85321	<-25
	104	-37.5503	-36.4255	-38.21278	-38.06136	
Biased	35	-37.0662	-36.1556	-37.22709	-37.15073	
	36	-38.8069	-38.5195	-39.28389	-38.61974	
	107	-41.4376	-37.180	-41.97221	-41.1967	
	110	-33.9389	-32.1591	-33.92287	-33.83496	
	Min	-41.4376	-38.5195	-41.9722	-41.1967	
	Max	-33.9389	-32.1591	-33.9229	-33.8350	
	Average	-37.8124	-36.0035	-38.1015	-37.7005	
UnBiased	33	-37.2339	-36.725	-37.71537	-37.30452	
	34	-37.6865	-35.8489	-37.89398	-37.62691	
	109	-36.8289	-36.1934	-37.08019	-36.57398	
	111	-38.5493	-36.5092	-38.95316	-38.31086	
	Min	-38.5493	-36.7250	-38.9532	-38.3109	
	Max	-36.8289	-35.8489	-37.0802	-36.5740	
	Average	-37.5747	-36.3191	-37.9107	-37.4541	



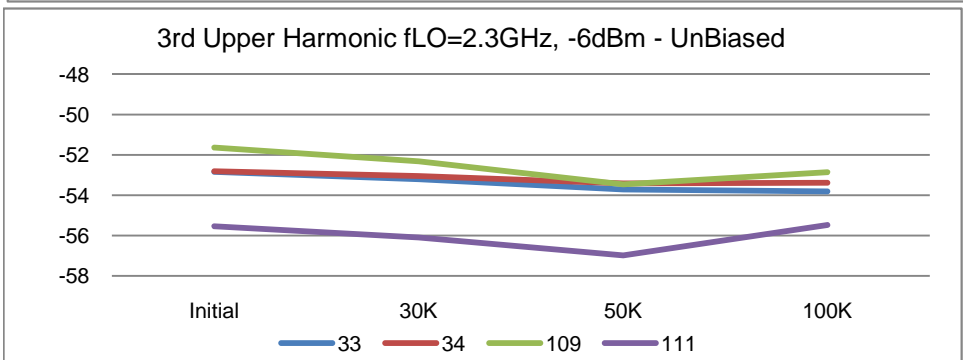
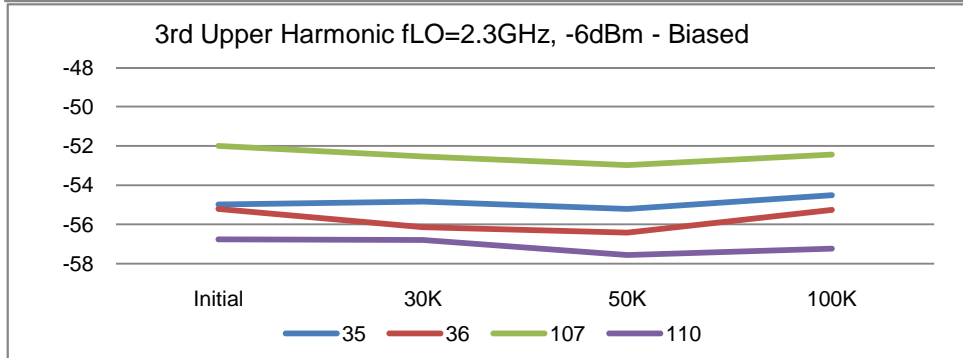
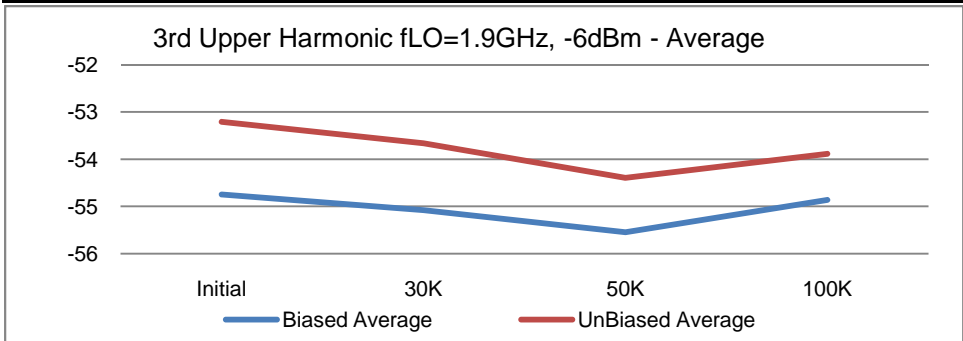
	T# 59	P_2ndL_1900M_3V_-6dBm				dBc
	SN	Initial	30K	50K	100K	Limit
Control	38	-57.55009	-49.6901	-59.42717	-59.73623	<-45
	104	-60.0133	-51.2721	-60.66071	-61.52223	
Biased	35	-57.9392	-50.74	-59.68165	-59.84381	
	36	-63.90454	-51.3037	-66.72945	-64.04803	
	107	-63.67278	-52.780	-67.67591	-68.46318	
	110	-59.11927	-50.2395	-60.87484	-60.78119	
	Min	-63.9045	-52.7799	-67.6759	-68.4632	
	Max	-57.9392	-50.2395	-59.6817	-59.8438	
	Average	-61.1589	-51.2658	-63.7405	-63.2841	
UnBiased	33	-63.77349	-53.0456	-64.60424	-64.27675	
	34	-63.27333	-51.0655	-66.11617	-64.39381	
	109	-65.34465	-53.8166	-68.21808	-67.32694	
	111	-60.13814	-52.5015	-61.41922	-61.64201	
	Min	-65.3447	-53.8166	-68.2181	-67.3269	
	Max	-60.1381	-51.0655	-61.4192	-61.6420	
	Average	-63.1324	-52.6073	-65.0894	-64.4099	



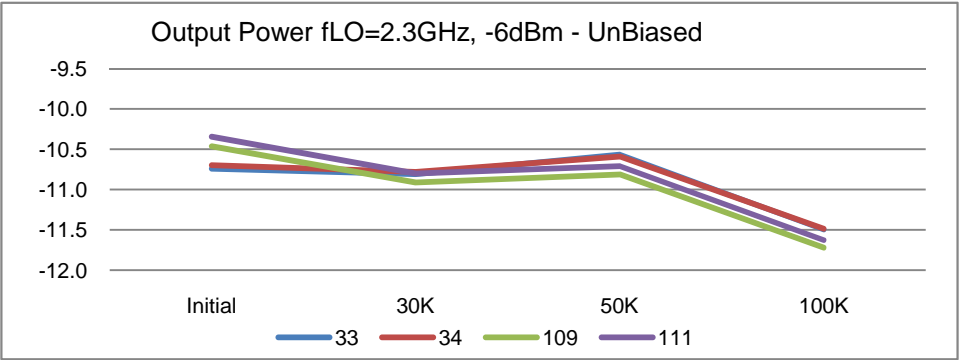
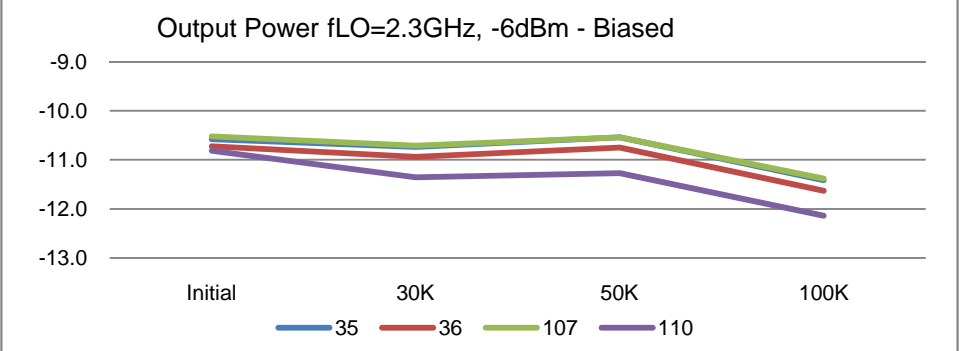
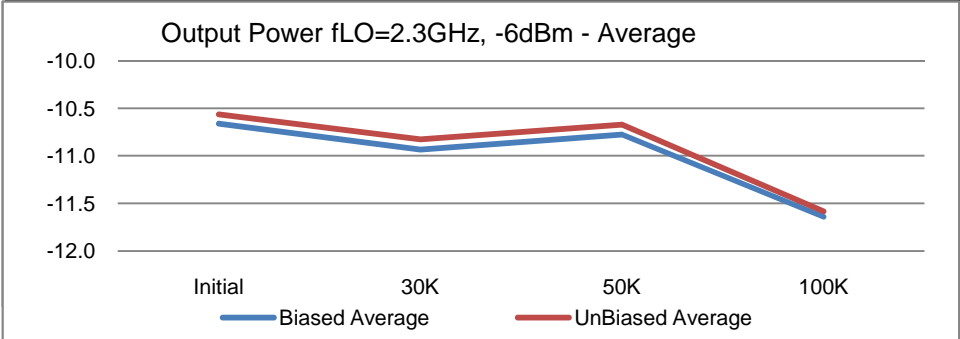
		T# 60	P_2ndU_1900M_3V_-6dBm				dBc
		SN	Initial	30K	50K	100K	Limit
Control	38	-70.5578	-57.4684	-70.76374	-69.55965	<-45	
	104	-64.7915	-57.308	-64.99885	-64.37308		
Biased	35	-69.3034	-57.716	-67.33844	-65.02394		
	36	-68.502	-56.4395	-70.69432	-70.82521		
	107	-68.8322	-57.338	-70.94234	-68.40634		
	110	-76.6894	-56.9506	-75.72606	-75.82266		
	Min	-76.6894	-57.7160	-75.7261	-75.8227		
	Max	-68.5020	-56.4395	-67.3384	-65.0239		
	Average	-70.8317	-57.1111	-71.1753	-70.0195		
UnBiased	33	-67.9203	-54.7339	-70.40885	-66.43729		
	34	-71.015	-55.0106	-72.31447	-76.26445		
	109	-67.2469	-58.573	-68.90047	-66.42182		
	111	-67.4691	-60.237	-64.40315	-63.6772		
	Min	-71.0150	-60.2370	-72.3145	-76.2645		
	Max	-67.2469	-54.7339	-64.4032	-63.6772		
	Average	-68.4128	-57.1386	-69.0067	-68.2002		



	T# 61	P_3rdU_1900M_3V_-6dBm				dBc
	SN	Initial	30K	50K	100K	Limit
Control	38	-52.98488	-53.8538	-54.43646	-53.49743	<-45
	104	-54.19353	-55.3332	-55.23039	-55.26535	
Biased	35	-54.99082	-54.8335	-55.22158	-54.51229	
	36	-55.21938	-56.1434	-56.41616	-55.26014	
	107	-52.00739	-52.542	-52.98283	-52.45052	
	110	-56.76038	-56.7937	-57.56893	-57.23022	
	Min	-56.7604	-56.7937	-57.5689	-57.2302	
	Max	-52.0074	-52.5416	-52.9828	-52.4505	
	Average	-54.7445	-55.0780	-55.5474	-54.8633	
UnBiased	33	-52.83676	-53.2058	-53.71704	-53.80717	
	34	-52.81618	-53.0417	-53.40795	-53.37888	
	109	-51.63545	-52.3161	-53.46897	-52.86352	
	111	-55.54495	-56.0957	-56.98625	-55.48301	
	Min	-55.5450	-56.0957	-56.9863	-55.4830	
	Max	-51.6355	-52.3161	-53.4080	-52.8635	
	Average	-53.2083	-53.6648	-54.3951	-53.8831	

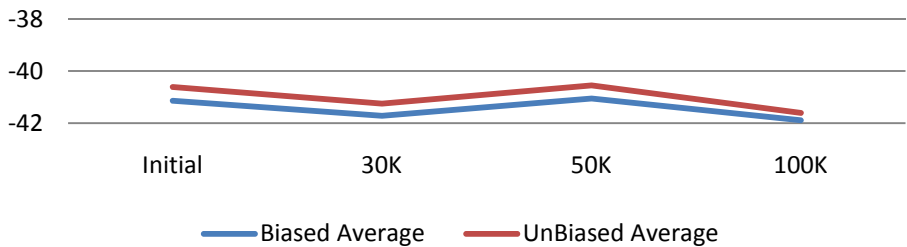


	T# 62	P_OUT_2300M_3V_-6dBm				dBm
	SN	Initial	30K	50K	100K	Limit
Control	38	-10.4162	-10.5491	-10.32363	-11.19327	>-17
	104	-10.6909	-10.7765	-10.63806	-11.50815	<-8
Biased	35	-10.5829	-10.7344	-10.54054	-11.41474	
	36	-10.7206	-10.9361	-10.74759	-11.6279	
	107	-10.5241	-10.713	-10.54364	-11.38096	
	110	-10.8162	-11.3546	-11.27047	-12.13684	
	Min	-10.8162	-11.3546	-11.2705	-12.1368	
	Max	-10.5241	-10.7125	-10.5405	-11.3810	
	Average	-10.6610	-10.9344	-10.7756	-11.6401	
UnBiased	33	-10.7418	-10.8089	-10.56758	-11.49756	
	34	-10.7002	-10.7822	-10.59222	-11.48766	
	109	-10.4645	-10.9146	-10.8128	-11.72321	
	111	-10.3456	-10.8018	-10.71082	-11.62904	
	Min	-10.7418	-10.9146	-10.8128	-11.7232	
	Max	-10.3456	-10.7822	-10.5676	-11.4877	
	Average	-10.5630	-10.8269	-10.6709	-11.5844	

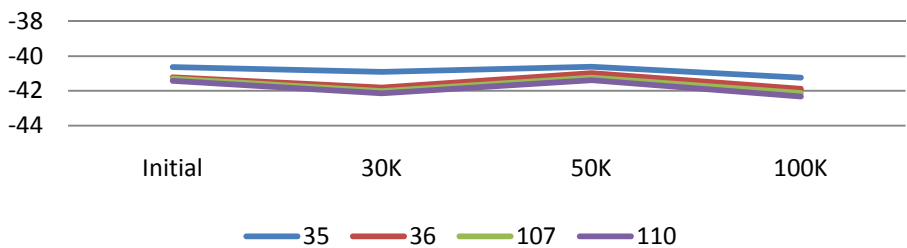


	T# 63	P_FDTH_2300M_3V_-6dBm				dBm
	SN	Initial	30K	50K	100K	Limit
Control	38	-47.75832	-47.8886	-47.45495	-48.197	<-34
	104	-41.57864	-41.82	-41.25333	-42.2351	
Biased	35	-40.63507	-40.8999	-40.61287	-41.24817	
	36	-41.22058	-41.8179	-40.99062	-41.87671	
	107	-41.29217	-42.013	-41.23599	-42.12226	
	110	-41.43104	-42.1352	-41.38448	-42.32787	
	Min	-41.4310	-42.1352	-41.3845	-42.3279	
	Max	-40.6351	-40.8999	-40.6129	-41.2482	
	Average	-41.1447	-41.7164	-41.0560	-41.8938	
UnBiased	33	-39.11507	-39.603	-38.97024	-40.09024	
	34	-41.41398	-42.2715	-40.854	-42.00501	
	109	-40.69371	-41.4879	-40.92204	-41.85978	
	111	-41.228	-41.6767	-41.44985	-42.4818	
	Min	-41.4140	-42.2715	-41.4499	-42.4818	
	Max	-39.1151	-39.6030	-38.9702	-40.0902	
	Average	-40.6127	-41.2598	-40.5490	-41.6092	

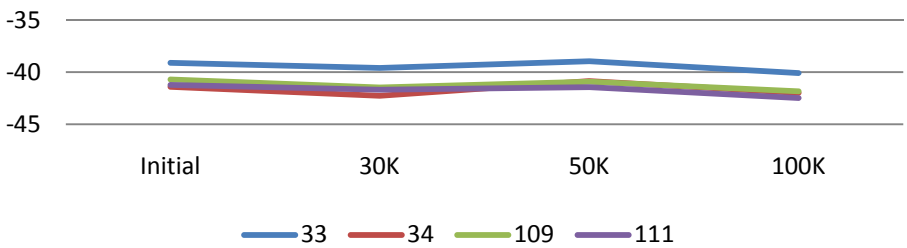
Carrier Feedthrough fLO=2.3GHz, -6dBm - Average



Carrier Feedthrough fLO=2.3GHz, -6dBm - Biased

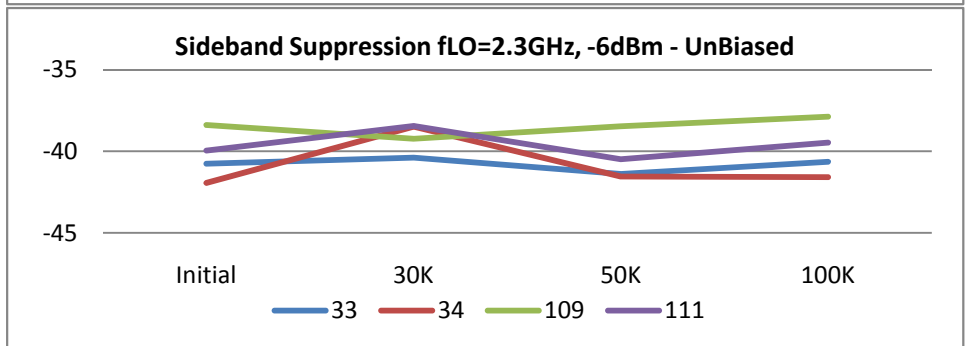
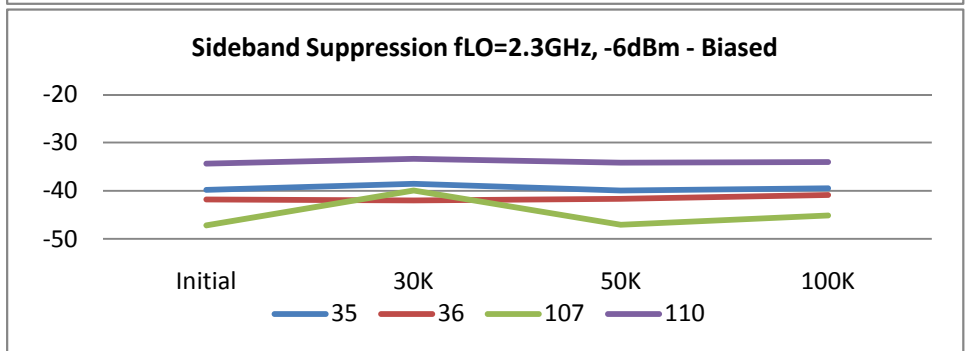
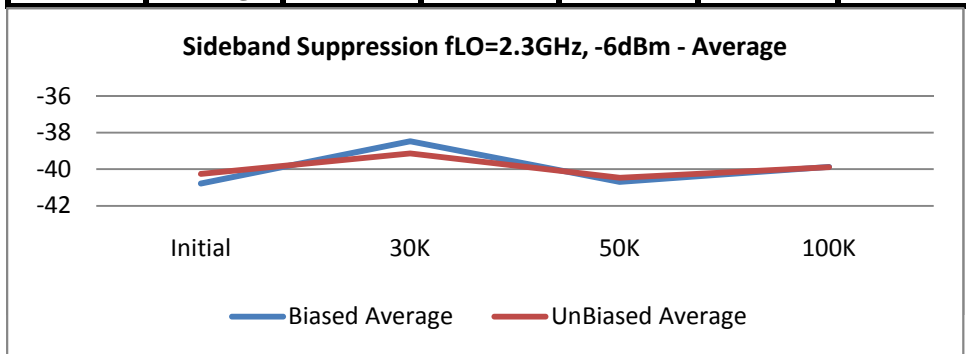


Carrier Feedthrough fLO=2.3GHz, -6dBm - UnBiased



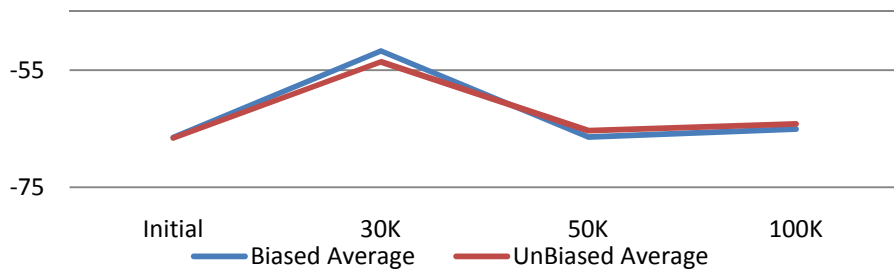


	T# 64	P_SUPP_2300M_3V_-6dBm				dBc
	SN	Initial	30K	50K	100K	Limit
Control	38	-38.9899	-40.4438	-39.21857	-38.50281	<-25
	104	-40.8501	-39.2884	-41.19212	-40.55168	
Biased	35	-39.8282	-38.5692	-39.91925	-39.49736	
	36	-41.788	-42.0286	-41.67182	-40.86437	
	107	-47.1618	-39.934	-47.03019	-45.10305	
	110	-34.3685	-33.3707	-34.16488	-34.03356	
	Min	-47.1618	-42.0286	-47.0302	-45.1031	
	Max	-34.3685	-33.3707	-34.1649	-34.0336	
	Average	-40.7866	-38.4756	-40.6965	-39.8746	
UnBiased	33	-40.7506	-40.3972	-41.38371	-40.64039	
	34	-41.9304	-38.4798	-41.53755	-41.57574	
	109	-38.3805	-39.2293	-38.45874	-37.87138	
	111	-39.9636	-38.4544	-40.49512	-39.46559	
	Min	-41.9304	-40.3972	-41.5376	-41.5757	
	Max	-38.3805	-38.4544	-38.4587	-37.8714	
	Average	-40.2563	-39.1402	-40.4688	-39.8883	

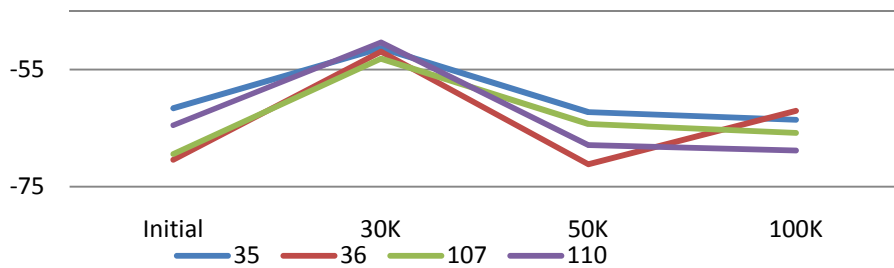


	T# 65	P_2ndL_2300M_3V_-6dBm				dBc
	SN	Initial	30K	50K	100K	Limit
Control	38	-67.98625	-50.139	-80.08498	-72.15811	<-45
	104	-62.99471	-53.3074	-65.24014	-60.55235	
Biased	35	-61.61469	-51.3868	-62.29023	-63.6139	
	36	-70.42936	-51.9709	-71.16148	-62.08768	
	107	-69.44489	-53.158	-64.31472	-65.84539	
	110	-64.52876	-50.4052	-67.90431	-68.84222	
	Min	-70.4294	-53.1583	-71.1615	-68.8422	
	Max	-61.6147	-50.4052	-62.2902	-62.0877	
	Average	-66.5044	-51.7303	-66.4177	-65.0973	
UnBiased	33	-65.59998	-54.0514	-63.51133	-61.68783	
	34	-68.58804	-51.0753	-67.04001	-68.41927	
	109	-67.43314	-54.6223	-65.45242	-63.57775	
	111	-64.73023	-54.6074	-65.43382	-63.0704	
	Min	-68.5880	-54.6223	-67.0400	-68.4193	
	Max	-64.7302	-51.0753	-63.5113	-61.6878	
	Average	-66.5878	-53.5891	-65.3594	-64.1888	

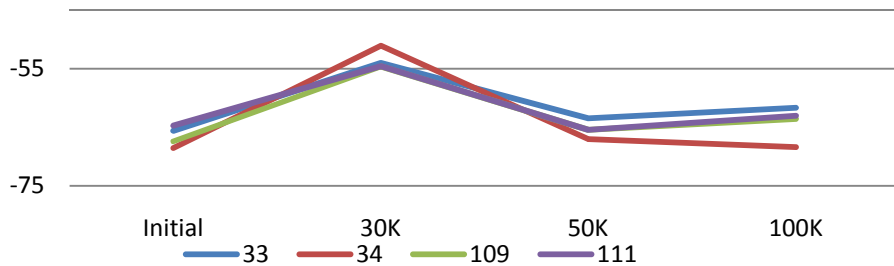
2nd Lower Harmonic fLO=2.3GHz, -6dBm - Average



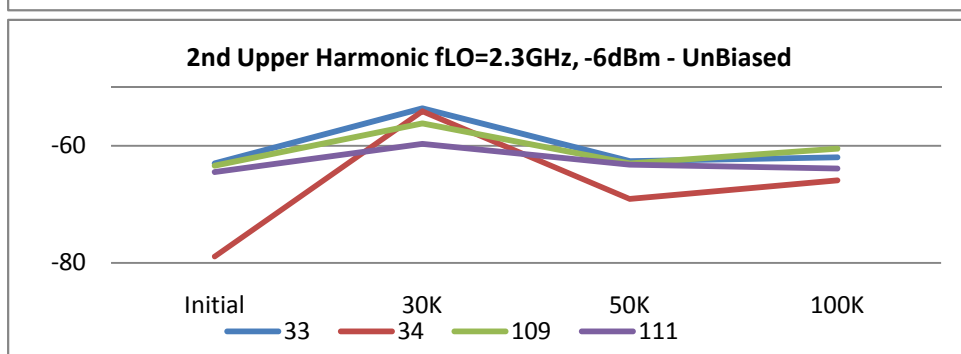
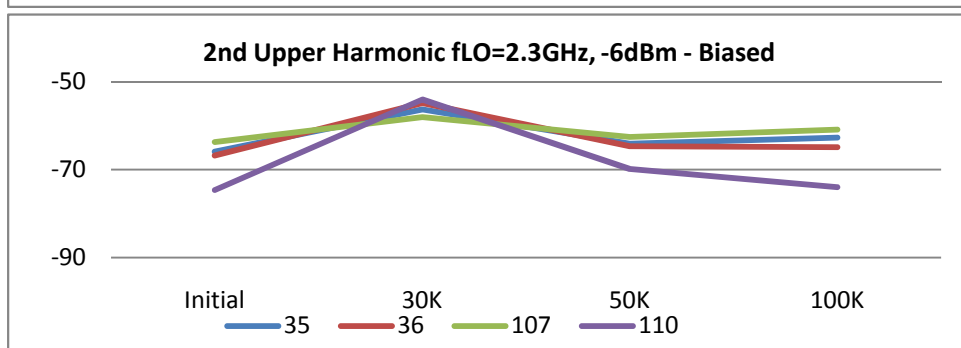
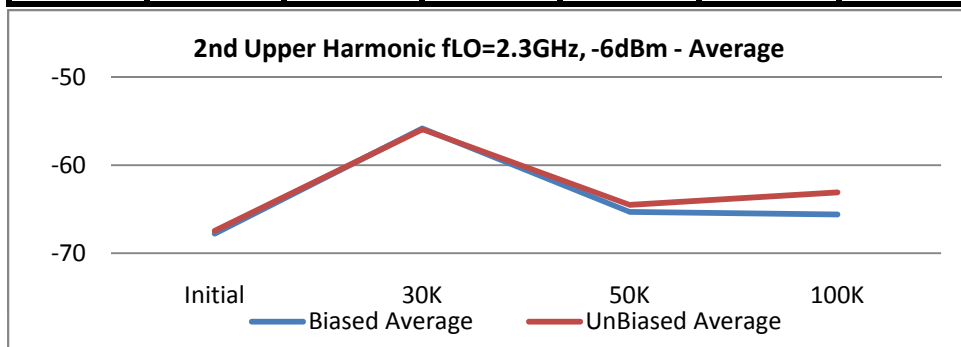
2nd Lower Harmonic fLO=2.3GHz, -6dBm - Biased



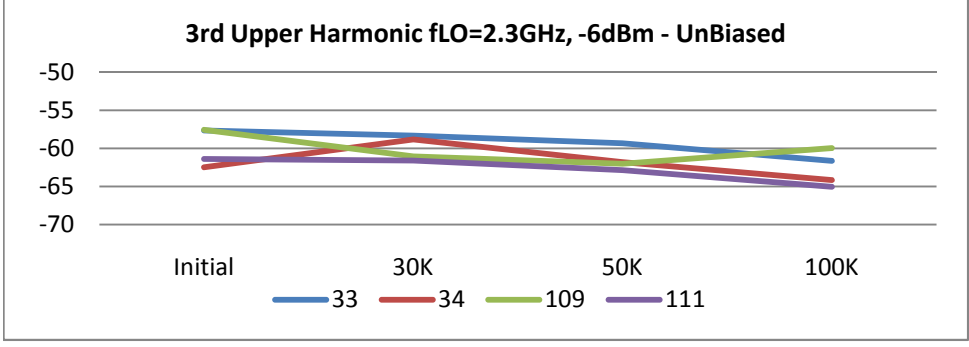
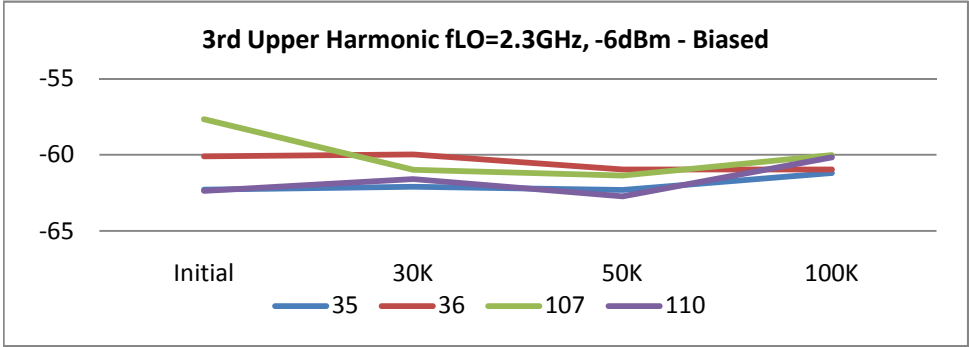
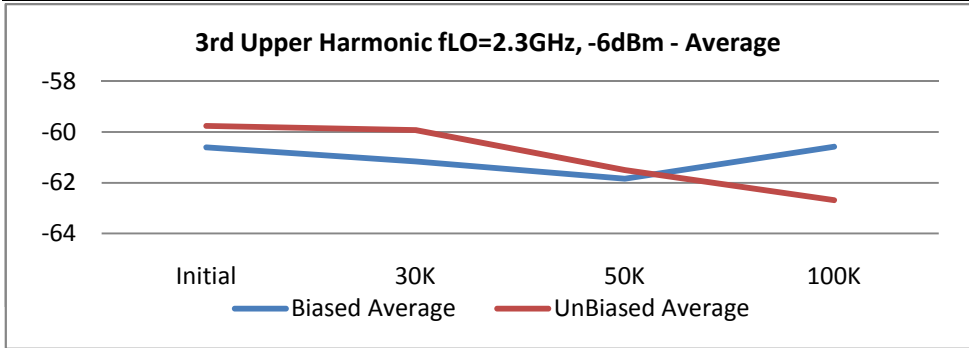
2nd Lower Harmonic fLO=2.3GHz, -6dBm - UnBiased



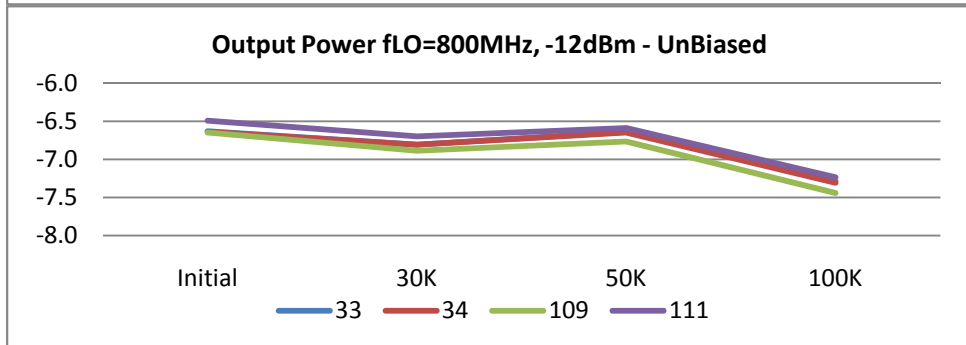
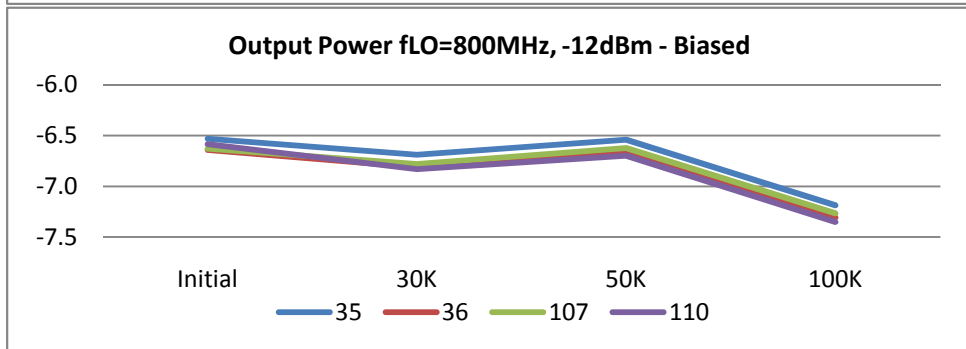
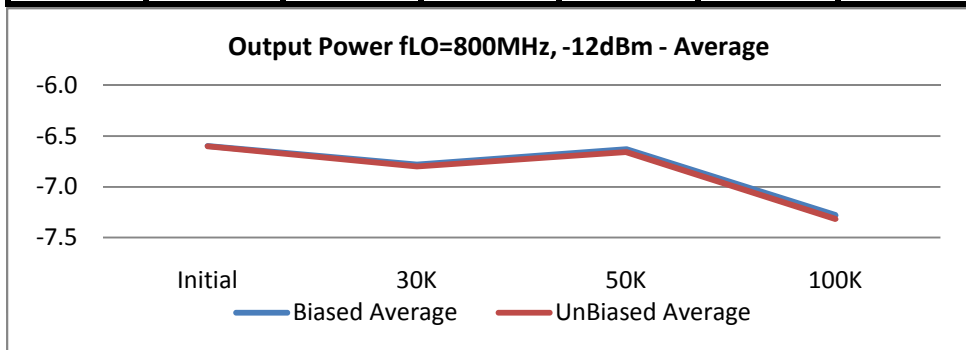
		T# 66	P_2ndU_2300M_3V_-6dBm				dBc
		SN	Initial	30K	50K	100K	Limit
Control	38	-68.4169	-55.6053	-64.4879	-62.69845	<-45	
	104	-62.889	-56.4559	-66.22809	-61.50768		
Biased	35	-65.9133	-56.2872	-64.10262	-62.71917		
	36	-66.8029	-54.8714	-64.70338	-64.90392		
	107	-63.7262	-58.076	-62.54176	-60.87888		
	110	-74.6515	-54.0131	-69.8596	-73.95924		
	Min	-74.6515	-58.0764	-69.8596	-73.9592		
	Max	-63.7262	-54.0131	-62.5418	-60.8789		
	Average	-67.7734	-55.8120	-65.3018	-65.6153		
UnBiased	33	-63.0345	-53.6588	-62.62873	-62.00375		
	34	-78.9068	-54.1489	-69.08418	-65.92254		
	109	-63.4237	-56.219	-63.044	-60.50975		
	111	-64.5037	-59.6936	-63.25631	-63.92293		
	Min	-78.9068	-59.6936	-69.0842	-65.9225		
	Max	-63.0345	-53.6588	-62.6287	-60.5098		
	Average	-67.4671	-55.9301	-64.5033	-63.0897		



	T# 67	P_3rdU_2300M_3V_-6dBm				dBc
	SN	Initial	30K	50K	100K	Limit
Control	38	-58.54891	-59.3709	-59.46489	-60.35952	<-47
	104	-59.60353	-60.5757	-63.16148	-62.50879	
Biased	35	-62.27832	-62.0871	-62.3055	-61.19478	
	36	-60.10598	-59.9649	-60.96169	-60.95238	
	107	-57.6547	-60.981	-61.35963	-60.00287	
	110	-62.35377	-61.5811	-62.72019	-60.1583	
	Min	-62.3538	-62.0871	-62.7202	-61.1948	
	Max	-57.6547	-59.9649	-60.9617	-60.0029	
	Average	-60.5982	-61.1534	-61.8368	-60.5771	
UnBiased	33	-57.63331	-58.3127	-59.3254	-61.61403	
	34	-62.47354	-58.7944	-61.7972	-64.15015	
	109	-57.55058	-61.0119	-61.99668	-59.95953	
	111	-61.36451	-61.5611	-62.85084	-65.01725	
	Min	-62.4735	-61.5611	-62.8508	-65.0173	
	Max	-57.5506	-58.3127	-59.3254	-59.9595	
	Average	-59.7555	-59.9200	-61.4925	-62.6852	

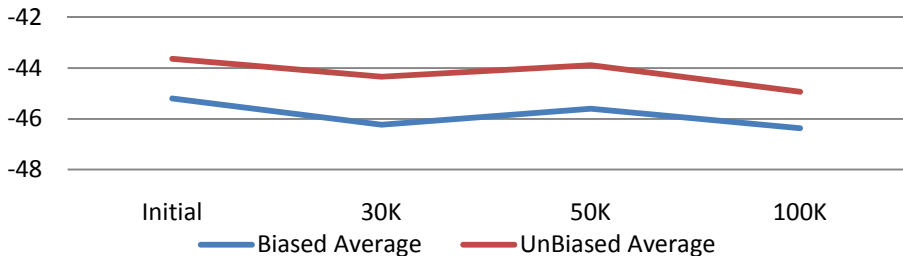


	T# 68	P_OUT_800M_3V_-12dBm				dBm
	SN	Initial	30K	50K	100K	Limit
Control	38	-6.5119	-6.7106	-6.5431	-7.1867	>-11
	104	-6.70796	-6.8229	-6.67553	-7.32935	<-4
Biased	35	-6.53191	-6.68898	-6.54072	-7.18695	
	36	-6.64087	-6.81282	-6.65055	-7.305	
	107	-6.63019	-6.781	-6.62101	-7.26463	
	110	-6.58531	-6.83203	-6.69727	-7.35082	
	Min	-6.6409	-6.8320	-6.6973	-7.3508	
	Max	-6.5319	-6.6890	-6.5407	-7.1870	
	Average	-6.5971	-6.7787	-6.6274	-7.2769	
UnBiased	33	-6.62751	-6.80608	-6.637	-7.28288	
	34	-6.63763	-6.80634	-6.64422	-7.30425	
	109	-6.64615	-6.88455	-6.76389	-7.43829	
	111	-6.48898	-6.69545	-6.58683	-7.23541	
	Min	-6.6462	-6.8846	-6.7639	-7.4383	
	Max	-6.4890	-6.6955	-6.5868	-7.2354	
	Average	-6.6001	-6.7981	-6.6580	-7.3152	

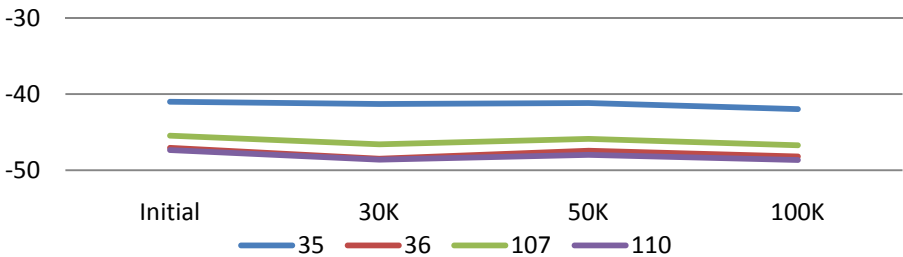


	T# 69	P_FDTH_800M_3V_-12dBm				dBm
	SN	Initial	30K	50K	100K	Limit
Control	38	-44.5684	-43.9992	-44.8614	-45.3547	<-35
	104	-42.1495	-42.1178	-42.20709	-42.94672	
Biased	35	-40.99084	-41.3028	-41.17707	-41.96498	
	36	-47.03473	-48.4633	-47.43454	-48.16553	
	107	-45.42542	-46.594	-45.84201	-46.70465	
	110	-47.3314	-48.5801	-47.96215	-48.6521	
	Min	-47.3314	-48.5801	-47.9622	-48.6521	
	Max	-40.9908	-41.3028	-41.1771	-41.9650	
	Average	-45.1956	-46.2350	-45.6039	-46.3718	
UnBiased	33	-41.3033	-41.9589	-41.34853	-42.52627	
	34	-44.96412	-45.6939	-44.7456	-45.71526	
	109	-44.40572	-45.5764	-45.08629	-46.25566	
	111	-43.8438	-44.1448	-44.33912	-45.242	
	Min	-44.9641	-45.6939	-45.0863	-46.2557	
	Max	-41.3033	-41.9589	-41.3485	-42.5263	
	Average	-43.6292	-44.3435	-43.8799	-44.9348	

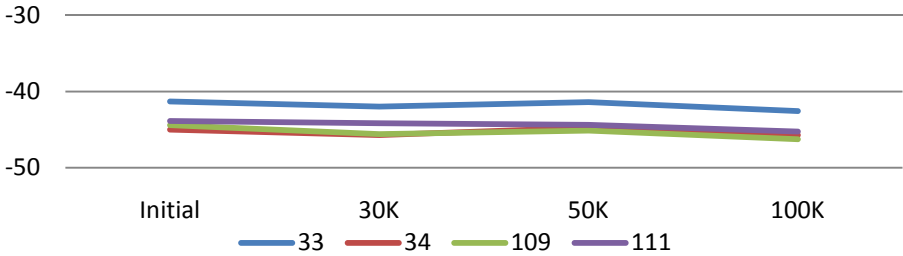
Carrier Feedthrough fLO=800MHz, -12dBm - Average



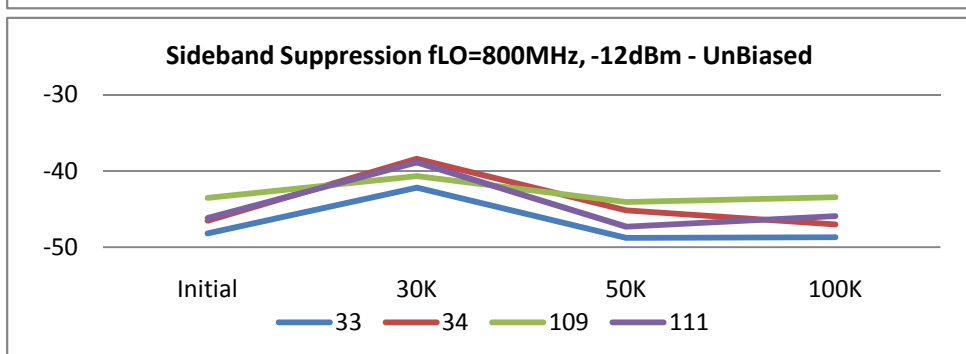
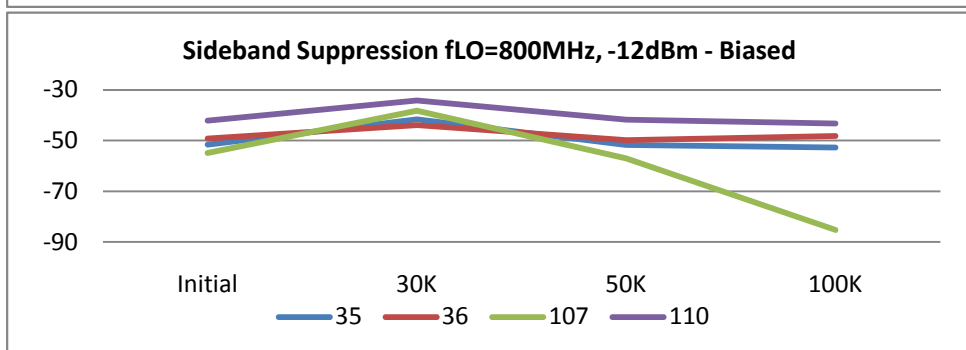
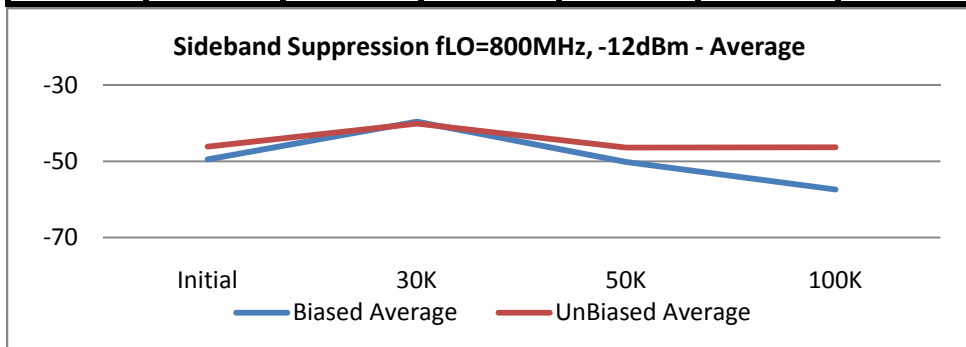
Carrier Feedthrough fLO=800MHz, -12dBm - Biased



Carrier Feedthrough fLO=800MHz, -12dBm - UnBiased

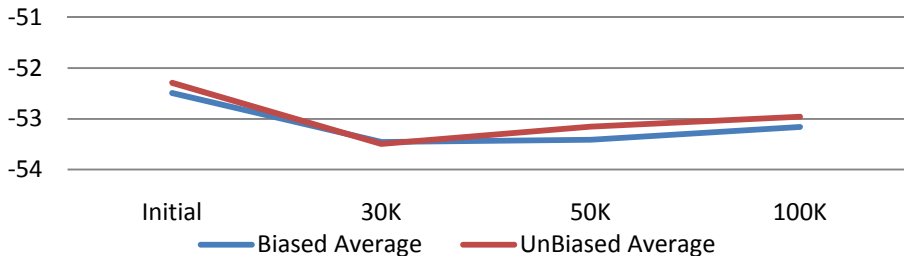


		T# 70	P_SUPP_800M_3V_-12dBm				dBc
		SN	Initial	30K	50K	100K	Limit
Control	38	-47.1952	-48.4394	-47.40897	-46.1376	<-28	
	104	-50.5307	-40.2414	-52.41663	-54.25627		
Biased	35	-51.6037	-41.6405	-51.74837	-52.70321		
	36	-49.2413	-43.938	-49.88098	-48.17107		
	107	-54.8403	-38.297	-57.02376	-85.3373		
	110	-42.2182	-34.2723	-41.75622	-43.30056		
	Min	-54.8403	-43.9380	-57.0238	-85.3373		
	Max	-42.2182	-34.2723	-41.7562	-43.3006		
	Average	-49.4759	-39.5370	-50.1023	-57.3780		
UnBiased	33	-48.1638	-42.1635	-48.75554	-48.67161		
	34	-46.4865	-38.4031	-45.13346	-46.99195		
	109	-43.4989	-40.6429	-44.06103	-43.41647		
	111	-46.1486	-38.8357	-47.30477	-45.90104		
	Min	-48.1638	-42.1635	-48.7555	-48.6716		
	Max	-43.4989	-38.4031	-44.0610	-43.4165		
	Average	-46.0745	-40.0113	-46.3137	-46.2453		

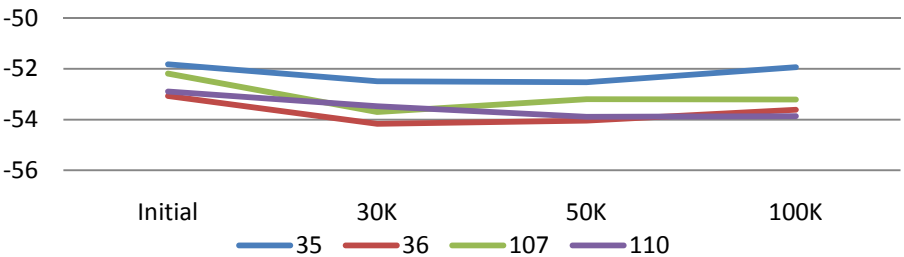


	T# 71	P_2ndL_800M_3V_-12dBm				dBc
	SN	Initial	30K	50K	100K	Limit
Control	38	-52.37877	-52.8447	-53.01372	-52.25674	<-42
	104	-51.93935	-52.9139	-52.33347	-53.1994	
Biased	35	-51.82093	-52.4937	-52.52333	-51.9369	
	36	-53.07381	-54.1605	-54.04662	-53.61713	
	107	-52.18915	-53.703	-53.19356	-53.21186	
	110	-52.88917	-53.4709	-53.88867	-53.86393	
	Min	-53.0738	-54.1605	-54.0466	-53.8639	
	Max	-51.8209	-52.4937	-52.5233	-51.9369	
	Average	-52.4933	-53.4570	-53.4130	-53.1575	
UnBiased	33	-52.06592	-53.4658	-53.04949	-52.69602	
	34	-53.14252	-53.7372	-53.49755	-53.38213	
	109	-51.96027	-53.517	-53.23633	-52.91017	
	111	-51.99431	-53.2422	-52.83587	-52.84456	
	Min	-53.1425	-53.7372	-53.4976	-53.3821	
	Max	-51.9603	-53.2422	-52.8359	-52.6960	
	Average	-52.2908	-53.4906	-53.1548	-52.9582	

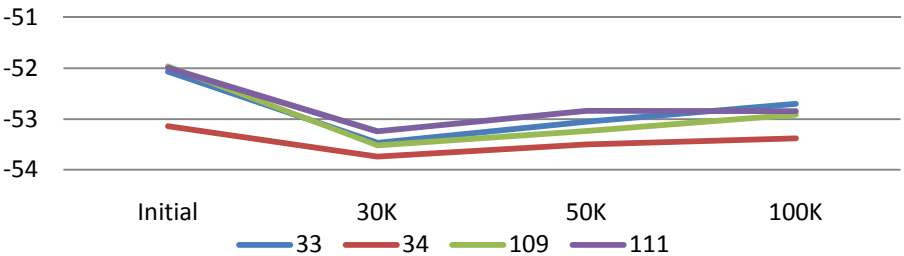
2nd Lower Harmonic fLO=800MHz, -12dBm - Average



2nd Lower Harmonic fLO=800MHz, -12dBm - Biased

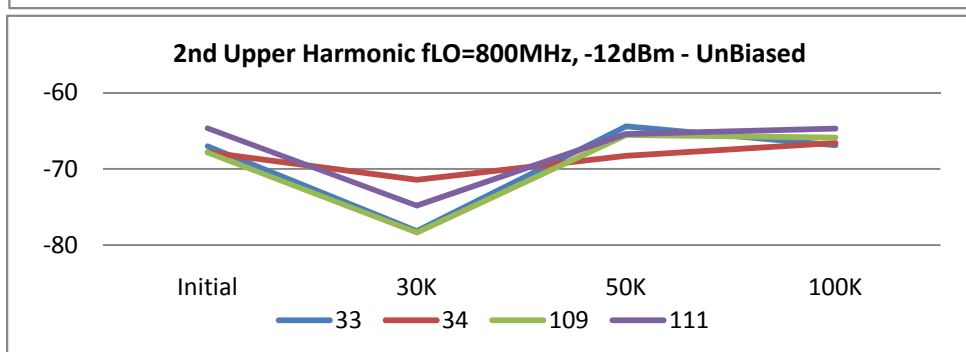
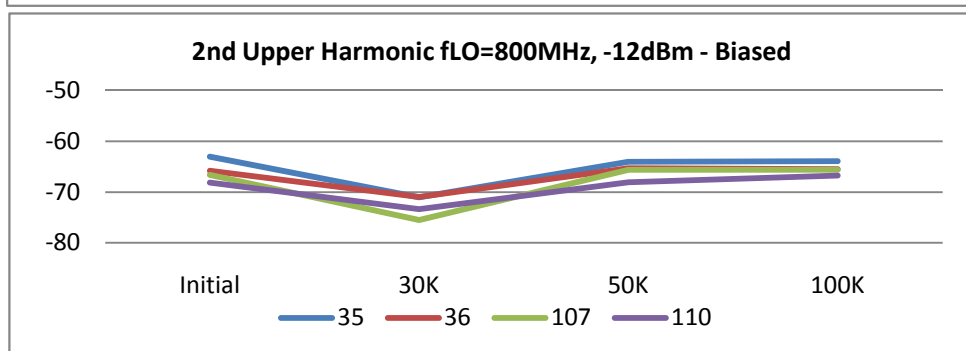
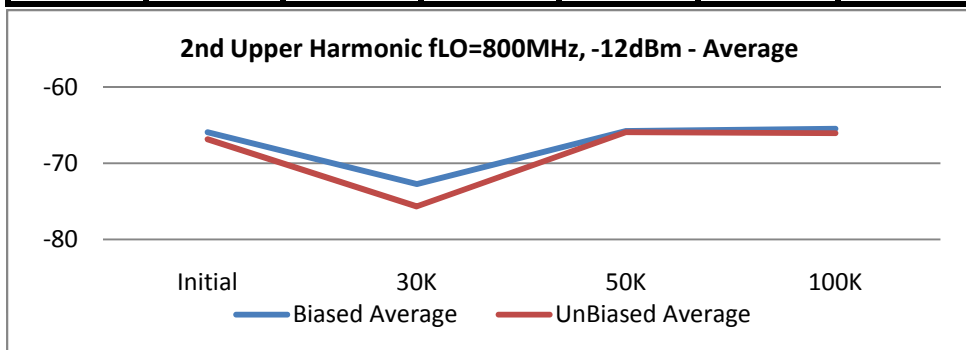


2nd Lower Harmonic fLO=800MHz, -12dBm - UnBiased



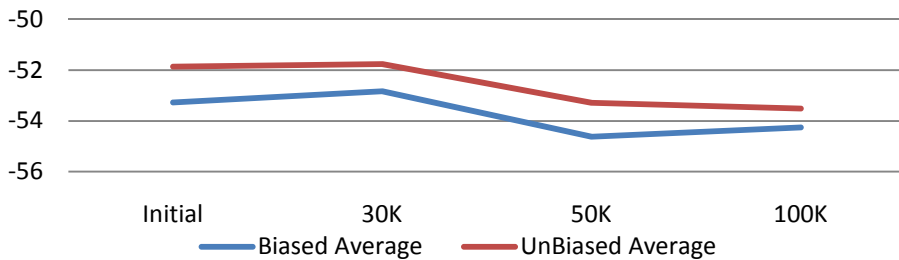


	T# 72	P_2ndU_800M_3V_-12dBm				dBc
	SN	Initial	30K	50K	100K	Limit
Control	38	-64.1229	-68.1366	-64.67497	-64.71567	<-45
	104	-62.932	-71.7065	-65.17119	-64.53403	
Biased	35	-63.0378	-71.005	-64.05845	-63.90867	
	36	-65.8113	-70.9791	-65.2663	-65.49149	
	107	-66.5905	-75.490	-65.62206	-65.57879	
	110	-68.1118	-73.3485	-68.05284	-66.7401	
	Min	-68.1118	-75.4900	-68.0528	-66.7401	
	Max	-63.0378	-70.9791	-64.0585	-63.9087	
	Average	-65.8879	-72.7056	-65.7499	-65.4298	
UnBiased	33	-66.9931	-78.1287	-64.3945	-66.88361	
	34	-67.8078	-71.4252	-68.26095	-66.59241	
	109	-67.8413	-78.3254	-65.50926	-65.86481	
	111	-64.6274	-74.7986	-65.41269	-64.70642	
	Min	-67.8413	-78.3254	-68.2610	-66.8836	
	Max	-64.6274	-71.4252	-64.3945	-64.7064	
	Average	-66.8174	-75.6695	-65.8944	-66.0118	

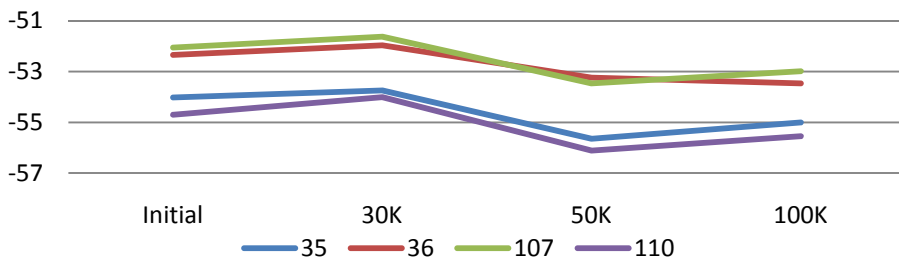


	T# 73	P_3rdU_800M_3V_-12dBm				dBc
	SN	Initial	30K	50K	100K	Limit
Control	38	-52.29818	-52.2987	-53.9375	-53.58264	<-45
	104	-53.52393	-52.8655	-54.61613	-54.3978	
Biased	35	-54.01736	-53.7437	-55.64598	-54.99992	
	36	-52.34189	-51.965	-53.24162	-53.46641	
	107	-52.05442	-51.623	-53.4662	-52.99003	
	110	-54.69728	-54.0125	-56.11034	-55.54609	
	Min	-54.6973	-54.0125	-56.1103	-55.5461	
	Max	-52.0544	-51.6234	-53.2416	-52.9900	
	Average	-53.2777	-52.8361	-54.6160	-54.2506	
UnBiased	33	-52.32061	-51.8226	-53.19197	-53.68319	
	34	-52.16065	-51.7291	-53.30843	-53.43887	
	109	-51.30782	-51.6934	-53.34369	-53.16145	
	111	-51.64414	-51.7867	-53.27212	-53.75064	
	Min	-52.3206	-51.8226	-53.3437	-53.7506	
	Max	-51.3078	-51.6934	-53.1920	-53.1615	
	Average	-51.8583	-51.7579	-53.2791	-53.5085	

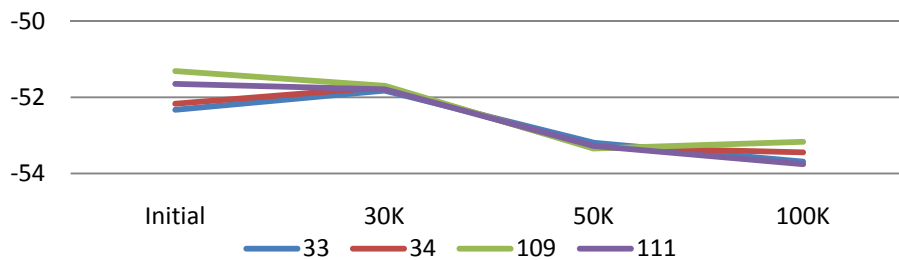
2rd Upper Harmonic fLO=800MHz, -12dBm - Average



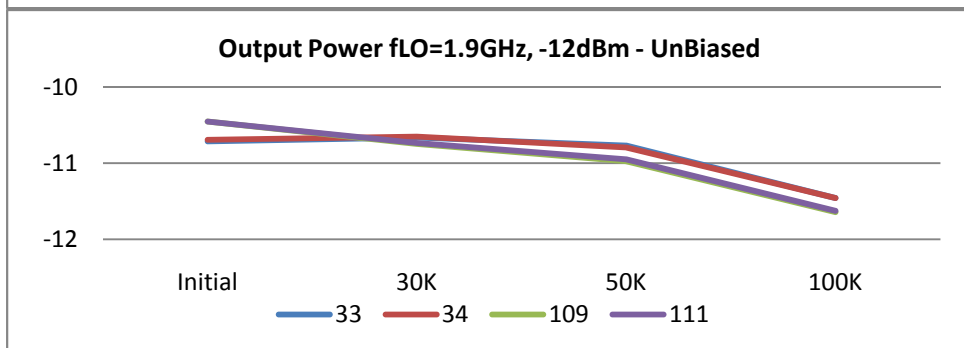
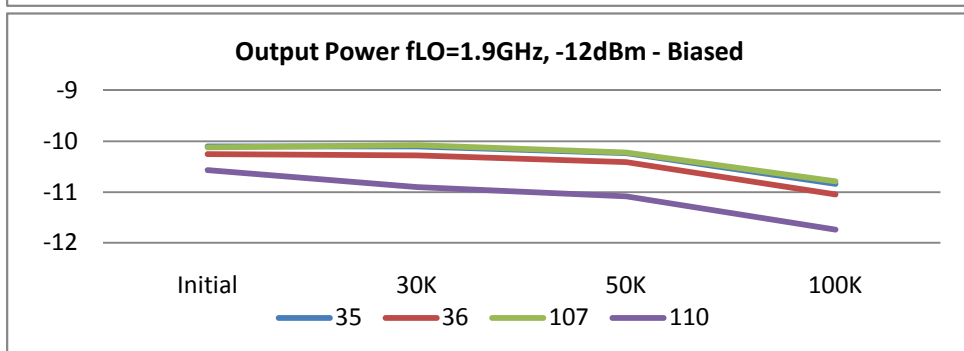
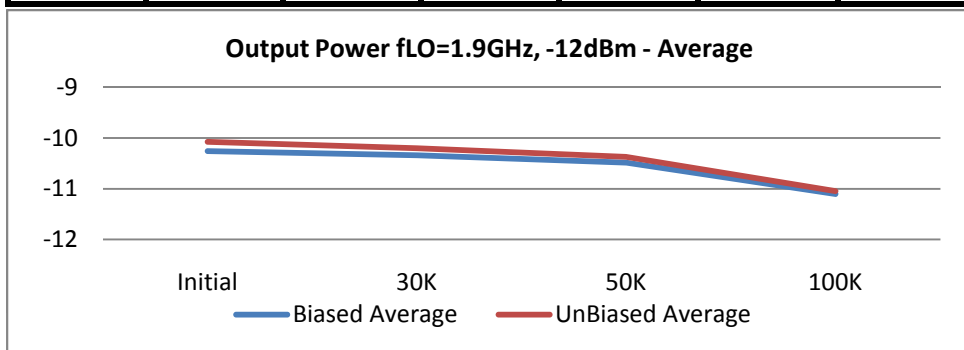
2rd Upper Harmonic fLO=800MHz, -12dBm - Biased



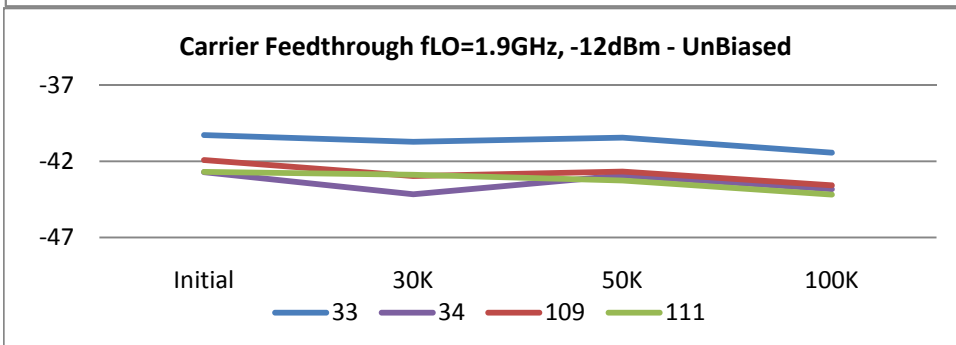
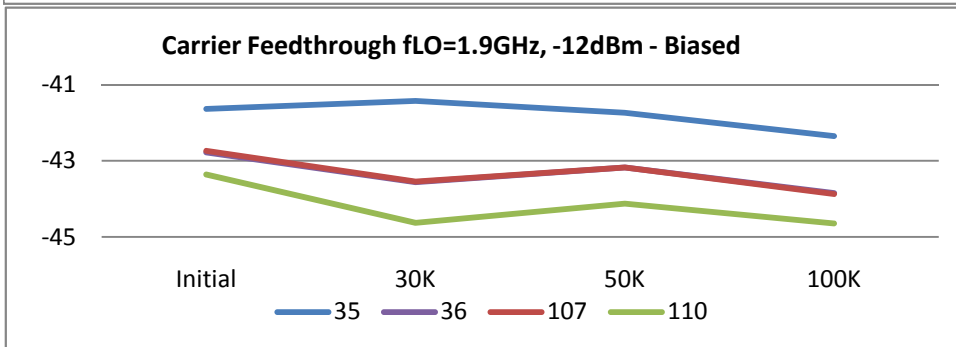
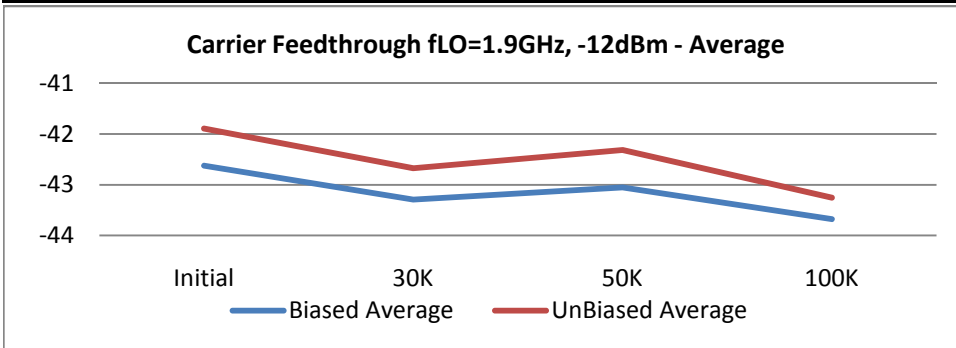
2rd Upper Harmonic fLO=800MHz, -12dBm - UnBiased



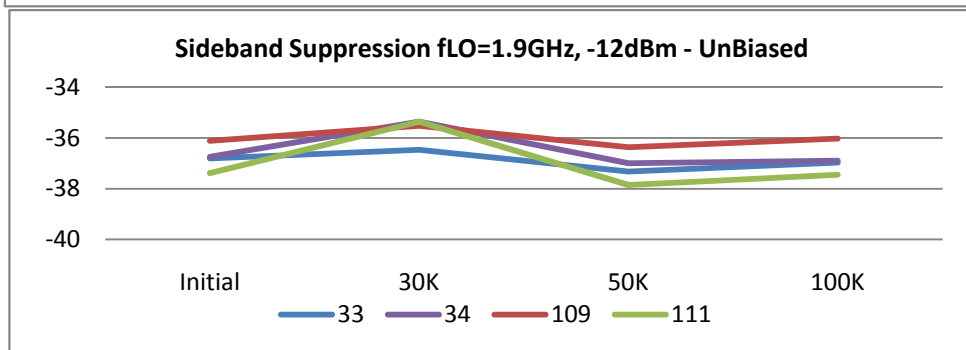
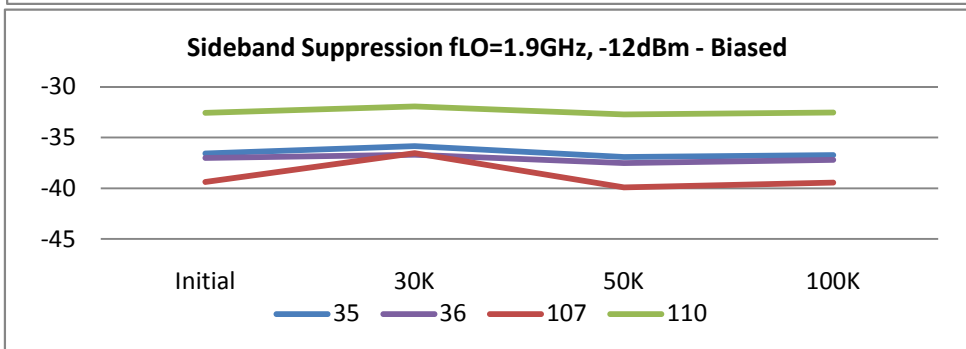
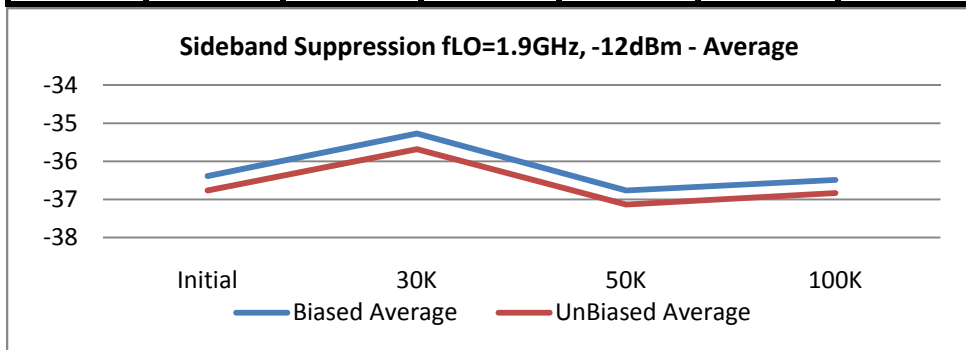
	T# 74	P_OUT_1900M_3V_-12dBm				dBm
	SN	Initial	30K	50K	100K	Limit
Control	38	-9.93693	-9.92363	-9.99522	-10.63881	>-14
	104	-10.2812	-10.1568	-10.31504	-10.93287	<-7
Biased	35	-10.0978	-10.0985	-10.2299	-10.83962	
	36	-10.2503	-10.2769	-10.40665	-11.04354	
	107	-10.1166	-10.073	-10.21862	-10.78956	
	110	-10.566	-10.9001	-11.08167	-11.74083	
	Min	-10.5660	-10.9001	-11.0817	-11.7408	
	Max	-10.0978	-10.0734	-10.2186	-10.7896	
	Average	-10.2577	-10.3372	-10.4842	-11.1034	
UnBiased	33	-10.2132	-10.1621	-10.26713	-10.95497	
	34	-10.192	-10.1507	-10.29052	-10.95799	
	109	-9.9536	-10.2474	-10.47229	-11.14259	
	111	-9.95294	-10.2318	-10.44959	-11.12484	
	Min	-10.2132	-10.2474	-10.4723	-11.1426	
	Max	-9.9529	-10.1507	-10.2671	-10.9550	
	Average	-10.0779	-10.1980	-10.3699	-11.0451	



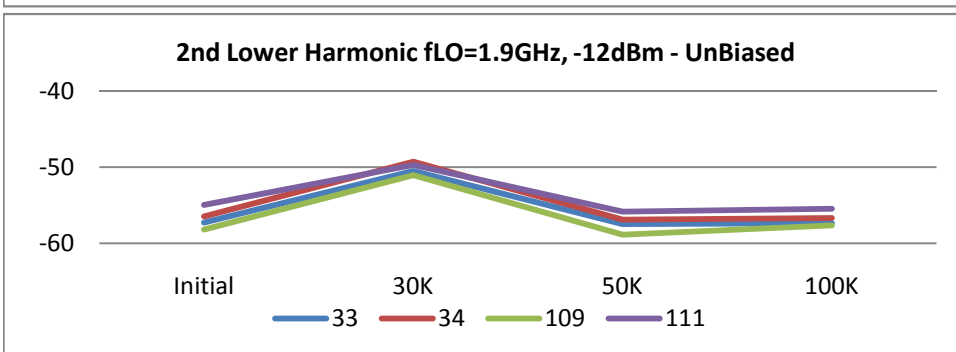
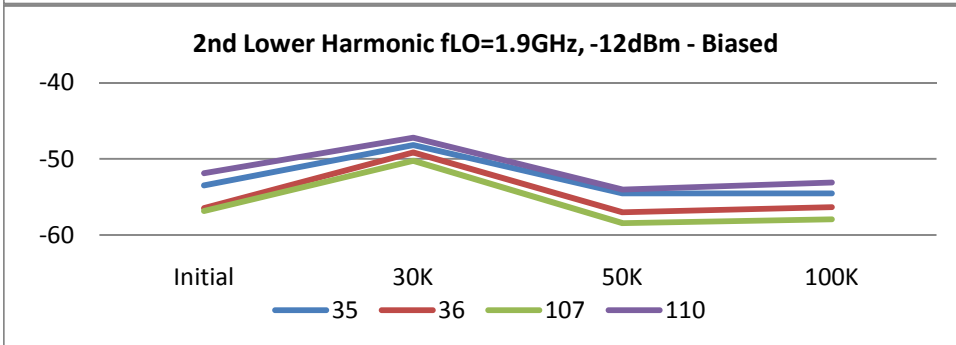
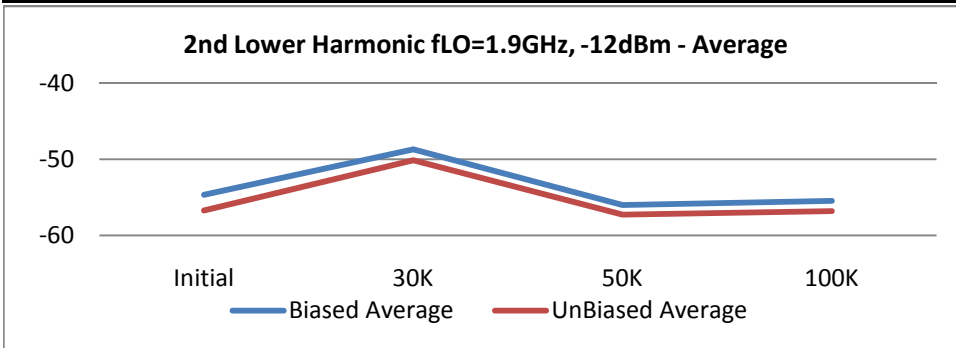
	T# 75	P_FDTH_1900M_3V_-12dBm				dBm
	SN	Initial	30K	50K	100K	Limit
Control	38	-49.96544	-48.7589	-50.27617	-50.91269	<-35
	104	-42.92158	-42.6468	-42.8088	-43.62941	
Biased	35	-41.63542	-41.4286	-41.73449	-42.34679	
	36	-42.77649	-43.5608	-43.17162	-43.84391	
	107	-42.73315	-43.543	-43.17362	-43.87035	
	110	-43.3588	-44.6293	-44.12541	-44.63936	
	Min	-43.3588	-44.6293	-44.1254	-44.6394	
	Max	-41.6354	-41.4286	-41.7345	-42.3468	
	Average	-42.6260	-43.2904	-43.0513	-43.6751	
UnBiased	33	-40.25846	-40.7057	-40.44144	-41.43391	
	34	-42.71482	-44.1443	-42.91417	-43.82423	
	109	-41.9059	-42.9571	-42.65289	-43.57619	
	111	-42.6936	-42.883	-43.25816	-44.18392	
	Min	-42.7148	-44.1443	-43.2582	-44.1839	
	Max	-40.2585	-40.7057	-40.4414	-41.4339	
	Average	-41.8932	-42.6725	-42.3167	-43.2546	



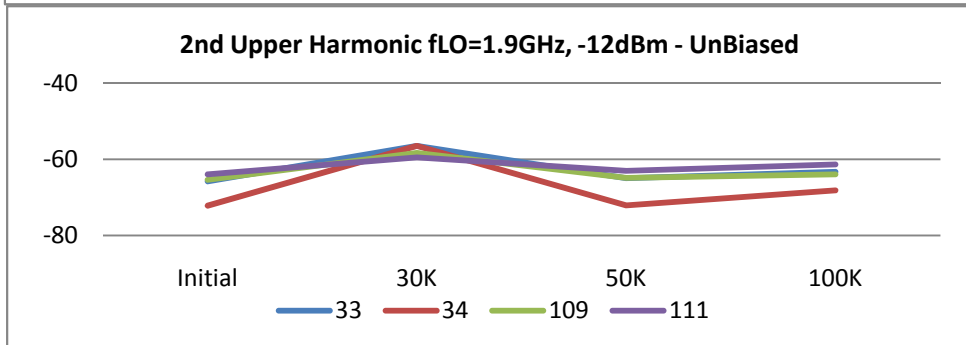
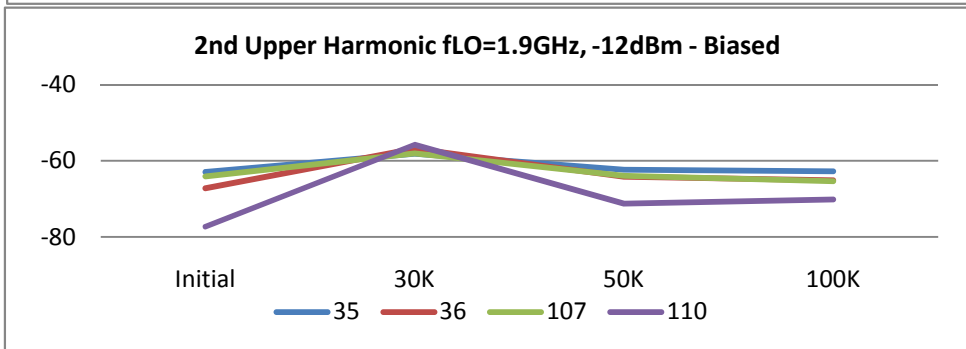
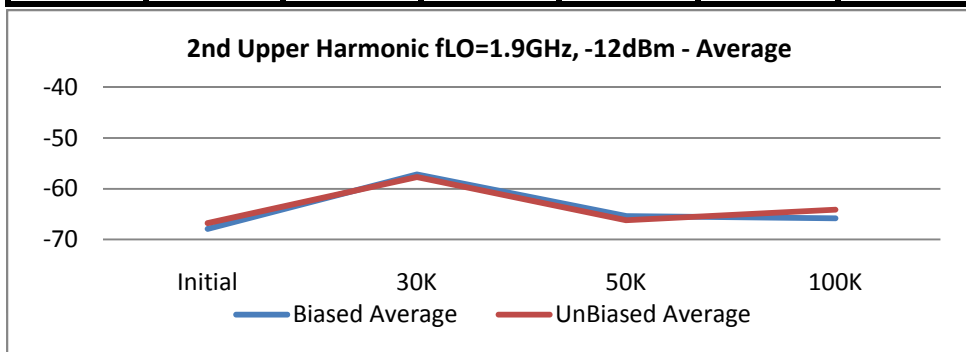
	T# 76	P_SUPP_1900M_3V_-12dBm				dBc
	SN	Initial	30K	50K	100K	Limit
Control	38	-36.1025	-36.8202	-36.58656	-36.27148	<-25
	104	-37.2726	-36.66	-37.83112	-37.64061	
Biased	35	-36.5595	-35.8472	-36.90903	-36.73208	
	36	-37.0274	-36.7118	-37.50894	-37.20175	
	107	-39.3842	-36.555	-39.89666	-39.45046	
	110	-32.5602	-31.9358	-32.71658	-32.53585	
	Min	-39.3842	-36.7118	-39.8967	-39.4505	
	Max	-32.5602	-31.9358	-32.7166	-32.5359	
	Average	-36.3828	-35.2625	-36.7578	-36.4800	
UnBiased	33	-36.8025	-36.4621	-37.31794	-36.9689	
	34	-36.7382	-35.3531	-37.00055	-36.88852	
	109	-36.1108	-35.5236	-36.35891	-36.02134	
	111	-37.3886	-35.3607	-37.85215	-37.4458	
	Min	-37.3886	-36.4621	-37.8522	-37.4458	
	Max	-36.1108	-35.3531	-36.3589	-36.0213	
	Average	-36.7600	-35.6749	-37.1324	-36.8311	



	T# 77	P_2ndL_1900M_3V_-12dBm				dBc
	SN	Initial	30K	50K	100K	Limit
Control	38	-53.46243	-47.9324	-55.34333	-54.91014	<-42
	104	-55.0921	-48.5307	-55.08226	-56.58599	
Biased	35	-53.48907	-48.1887	-54.51643	-54.49817	
	36	-56.44873	-49.1538	-57.01215	-56.3087	
	107	-56.82841	-50.242	-58.40586	-57.90879	
	110	-51.85158	-47.1998	-54.02996	-53.10567	
	Min	-56.8284	-50.2418	-58.4059	-57.9088	
	Max	-51.8516	-47.1998	-54.0300	-53.1057	
	Average	-54.6544	-48.6960	-55.9911	-55.4553	
UnBiased	33	-57.25262	-50.4975	-57.4775	-57.34015	
	34	-56.46632	-49.2495	-56.87469	-56.66892	
	109	-58.15545	-51.0433	-58.84768	-57.63448	
	111	-54.9548	-49.6786	-55.83546	-55.45203	
	Min	-58.1555	-51.0433	-58.8477	-57.6345	
	Max	-54.9548	-49.2495	-55.8355	-55.4520	
	Average	-56.7073	-50.1172	-57.2588	-56.7739	

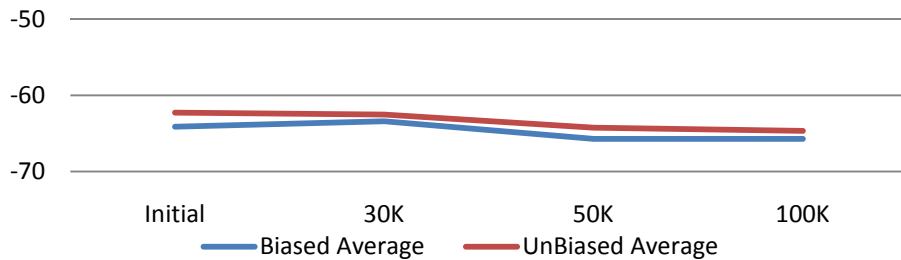


	T# 78	P_2ndU_1900M_3V_-12dBm				dBc
	SN	Initial	30K	50K	100K	Limit
Control	38	-66.059	-58.5672	-65.66503	-63.11396	<-45
	104	-62.6051	-58.1121	-63.1166	-63.78475	
Biased	35	-62.8915	-58.0951	-62.32515	-62.71114	
	36	-67.2237	-56.7795	-64.1328	-65.09957	
	107	-64.0682	-58.044	-63.93323	-65.33043	
	110	-77.3007	-55.7249	-71.20816	-70.13173	
	Min	-77.3007	-58.0951	-71.2082	-70.1317	
	Max	-62.8915	-55.7249	-62.3252	-62.7111	
	Average	-67.8711	-57.1609	-65.3998	-65.8182	
UnBiased	33	-65.7901	-56.4172	-64.95188	-63.24091	
	34	-72.1182	-56.4034	-72.04047	-68.08071	
	109	-65.3019	-58.3229	-64.7962	-63.92432	
	111	-63.8793	-59.4998	-62.94637	-61.29035	
	Min	-72.1182	-59.4998	-72.0405	-68.0807	
	Max	-63.8793	-56.4034	-62.9464	-61.2904	
	Average	-66.7723	-57.6608	-66.1837	-64.1341	

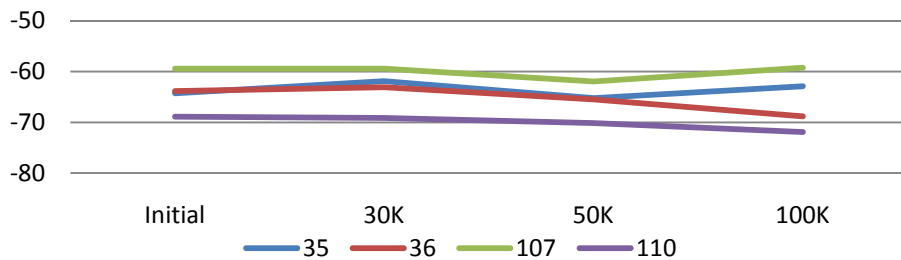


	T# 79	P_3rdU_1900M_3V_-12dBm				dBc
	SN	Initial	30K	50K	100K	Limit
Control	38	-60.07677	-61.4373	-62.9935	-61.66209	<-48
	104	-62.50973	-63.6298	-65.16135	-64.64915	
Biased	35	-64.28869	-61.8759	-65.2122	-62.8977	
	36	-63.82389	-63.1003	-65.48383	-68.81477	
	107	-59.41168	-59.458	-61.95466	-59.22814	
	110	-68.90345	-69.137	-70.11586	-71.88488	
	Min	-68.9035	-69.1370	-70.1159	-71.8849	
	Max	-59.4117	-59.4575	-61.9547	-59.2281	
	Average	-64.1069	-63.3927	-65.6916	-65.7064	
UnBiased	33	-61.89326	-61.2234	-63.60892	-64.65137	
	34	-60.26911	-61.8224	-61.48421	-62.67575	
	109	-58.95846	-58.6439	-62.56251	-62.67489	
	111	-67.81766	-68.2983	-69.29522	-68.55825	
	Min	-67.8177	-68.2983	-69.2952	-68.5583	
	Max	-58.9585	-58.6439	-61.4842	-62.6749	
	Average	-62.2346	-62.4970	-64.2377	-64.6401	

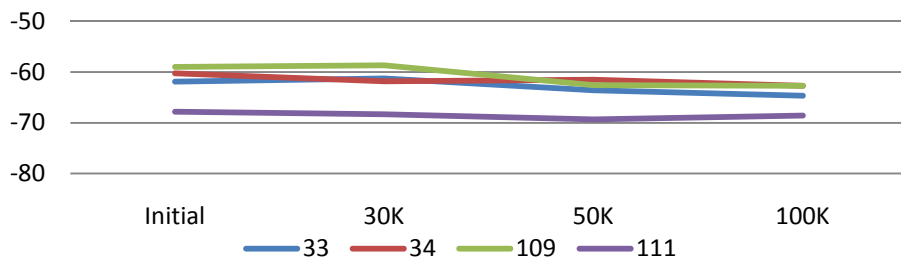
2rd Upper Harmonic fLO=1.9GHz, -12dBm - Average



2rd Upper Harmonic fLO=1.9GHz, -12dBm - Biased

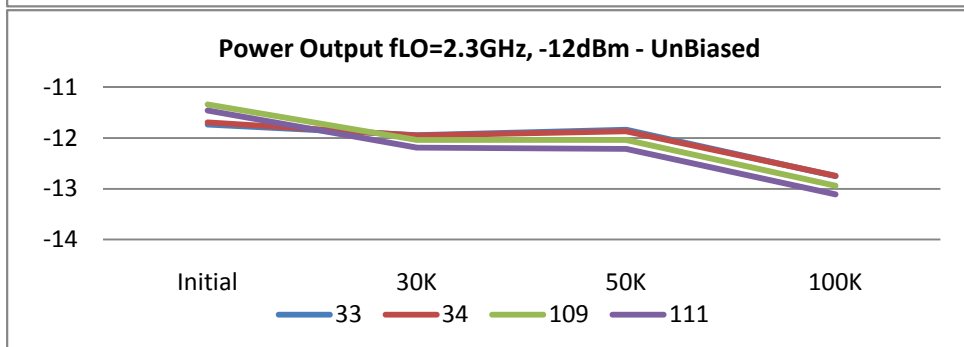
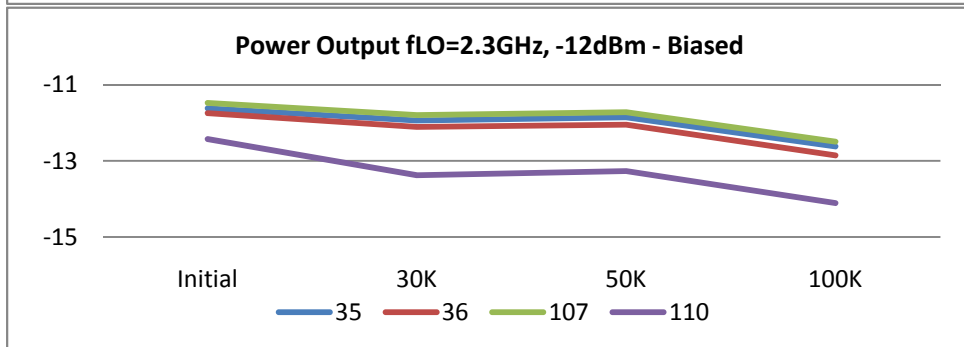
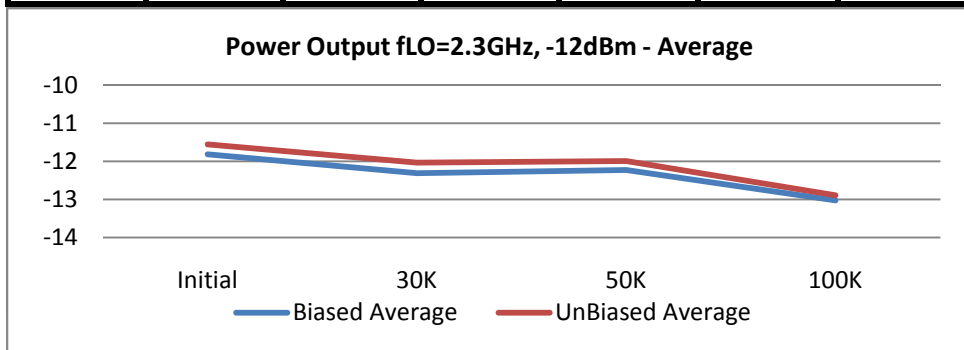


2rd Upper Harmonic fLO=1.9GHz, -12dBm - UnBiased

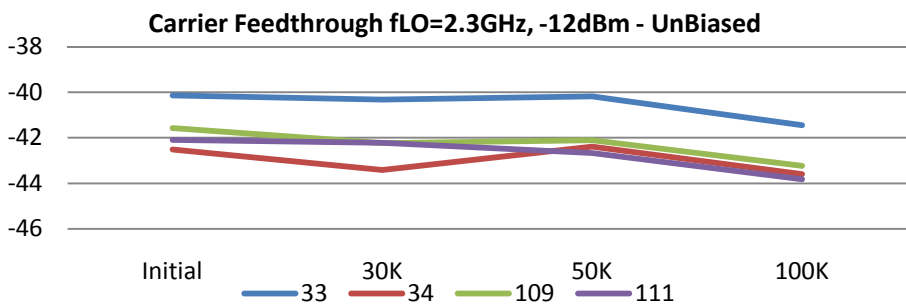
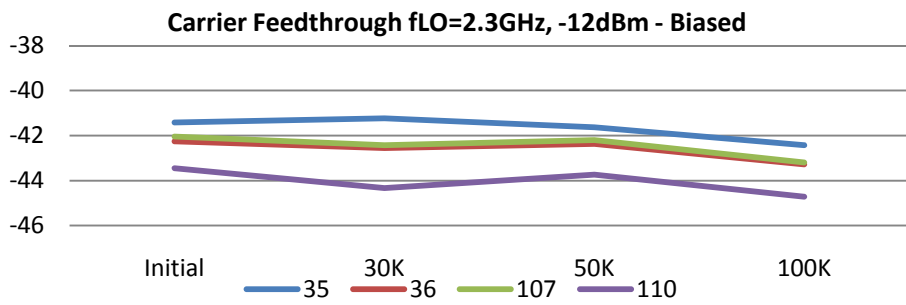
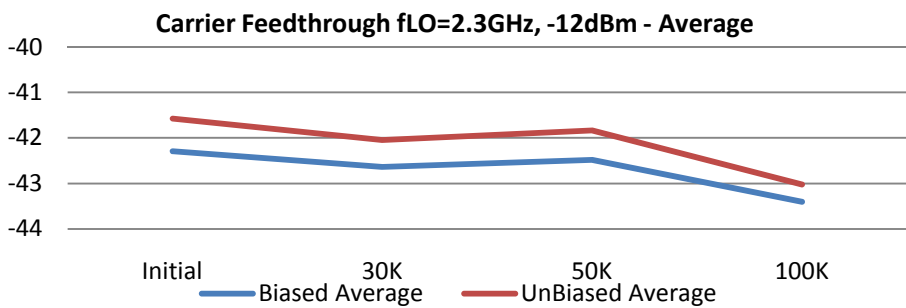




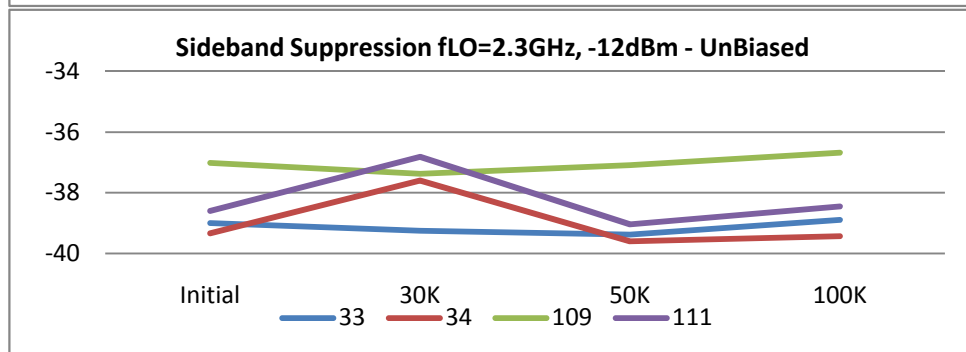
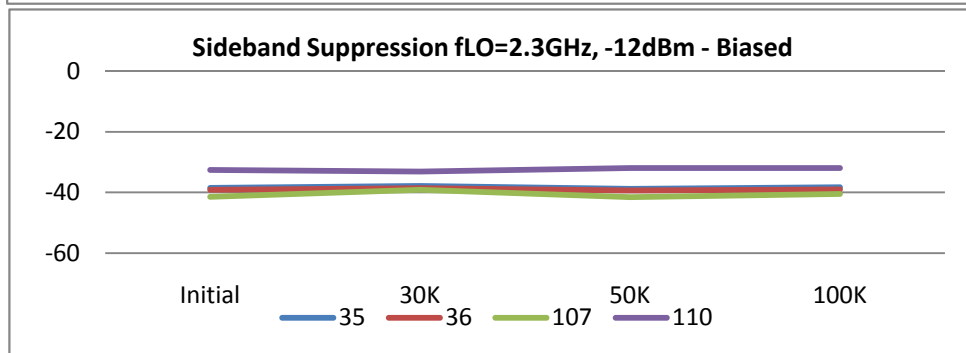
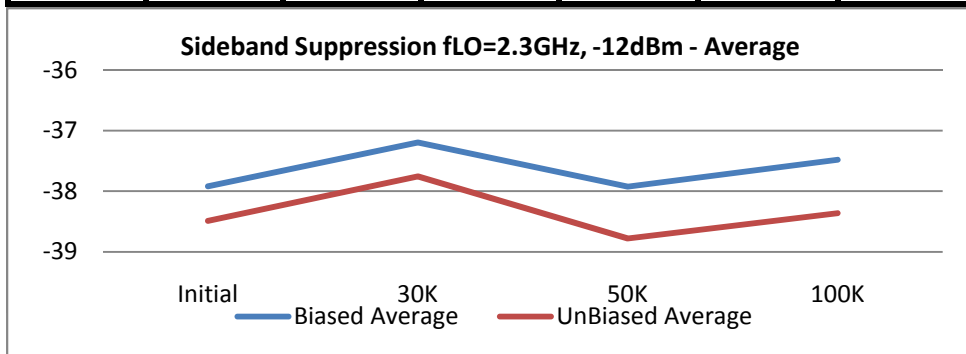
	T# 80	P_OUT_2300M_3V_-12dBm				dBm
	SN	Initial	30K	50K	100K	Limit
Control	38	-11.2985	-11.5813	-11.43207	-12.23584	>-18
	104	-11.7326	-11.9649	-11.93877	-12.69034	<-9
Biased	35	-11.6174	-11.9417	-11.85587	-12.61999	
	36	-11.7412	-12.1084	-12.04536	-12.85706	
	107	-11.4729	-11.792	-11.71745	-12.49059	
	110	-12.4272	-13.3731	-13.26397	-14.10554	
	Min	-12.4272	-13.3731	-13.2640	-14.1055	
	Max	-11.4729	-11.7916	-11.7175	-12.4906	
	Average	-11.8147	-12.3037	-12.2207	-13.0183	
UnBiased	33	-11.7342	-11.9444	-11.83431	-12.7501	
	34	-11.6912	-11.9461	-11.86968	-12.74584	
	109	-11.339	-12.0374	-12.03865	-12.93724	
	111	-11.4553	-12.1876	-12.21207	-13.11137	
	Min	-11.7342	-12.1876	-12.2121	-13.1114	
	Max	-11.3390	-11.9444	-11.8343	-12.7458	
	Average	-11.5549	-12.0289	-11.9887	-12.8861	



	T# 81	P_FDTM_2300M_3V_-12dBm				dBm
	SN	Initial	30K	50K	100K	Limit
Control	38	-47.79746	-46.9021	-47.88524	-48.70981	<-35
	104	-42.48443	-42.2356	-42.57317	-43.4771	
Biased	35	-41.41253	-41.2313	-41.62635	-42.42463	
	36	-42.25853	-42.5566	-42.36759	-43.2781	
	107	-42.04316	-42.428	-42.19663	-43.19454	
	110	-43.44387	-44.3351	-43.7367	-44.71616	
	Min	-43.4439	-44.3351	-43.7367	-44.7162	
	Max	-41.4125	-41.2313	-41.6264	-42.4246	
	Average	-42.2895	-42.6376	-42.4818	-43.4034	
UnBiased	33	-40.13447	-40.3234	-40.17432	-41.45018	
	34	-42.51332	-43.4138	-42.38383	-43.60434	
	109	-41.57666	-42.2306	-42.1073	-43.23093	
	111	-42.0866	-42.2164	-42.67439	-43.81892	
	Min	-42.5133	-43.4138	-42.6744	-43.8189	
	Max	-40.1345	-40.3234	-40.1743	-41.4502	
	Average	-41.5778	-42.0461	-41.8350	-43.0261	

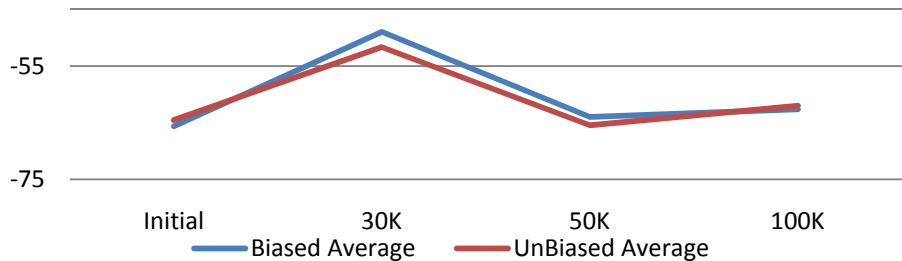


	T# 82	P_SUPP_2300M_3V_-12dBm				dBc
	SN	Initial	30K	50K	100K	Limit
Control	38	-37.5014	-38.6214	-37.47608	-36.92538	<-25
	104	-38.5812	-38.9587	-38.5103	-38.0835	
Biased	35	-38.4646	-37.9117	-38.81376	-38.3176	
	36	-39.1769	-38.5606	-39.35332	-39.07418	
	107	-41.4391	-39.166	-41.51448	-40.52699	
	110	-32.603	-33.1609	-32.01399	-32.00178	
	Min	-41.4391	-39.1664	-41.5145	-40.5270	
	Max	-32.6030	-33.1609	-32.0140	-32.0018	
	Average	-37.9209	-37.1999	-37.9239	-37.4801	
UnBiased	33	-38.9955	-39.2486	-39.37616	-38.8953	
	34	-39.3408	-37.5984	-39.60439	-39.43069	
	109	-37.0171	-37.3744	-37.08775	-36.67501	
	111	-38.6041	-36.8146	-39.04629	-38.44669	
	Min	-39.3408	-39.2486	-39.6044	-39.4307	
	Max	-37.0171	-36.8146	-37.0878	-36.6750	
	Average	-38.4894	-37.7590	-38.7786	-38.3619	

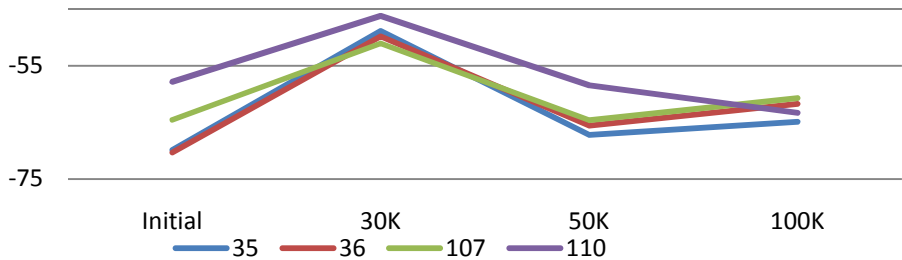


	T# 83	P_2ndL_2300M_3V_-12dBm				dBc
	SN	Initial	30K	50K	100K	Limit
Control	38	-66.38334	-48.3202	-80.30621	-76.12993	<-43
	104	-68.11627	-50.4697	-75.3372	-66.08865	
Biased	35	-69.86169	-48.8072	-67.23153	-64.86028	
	36	-70.29676	-49.7827	-65.58675	-61.70271	
	107	-64.54649	-51.042	-64.6056	-60.70218	
	110	-57.81048	-46.1888	-58.45702	-63.30892	
	Min	-70.2968	-51.0417	-67.2315	-64.8603	
	Max	-57.8105	-46.1888	-58.4570	-60.7022	
	Average	-65.6289	-48.9551	-63.9702	-62.6435	
UnBiased	33	-62.63519	-51.0984	-64.64829	-61.21652	
	34	-65.89646	-49.267	-64.34998	-63.71914	
	109	-62.94509	-54.0713	-63.64785	-60.7887	
	111	-66.81905	-52.2123	-69.09743	-62.22821	
	Min	-66.8191	-54.0713	-69.0974	-63.7191	
	Max	-62.6352	-49.2670	-63.6479	-60.7887	
	Average	-64.5739	-51.6623	-65.4359	-61.9881	

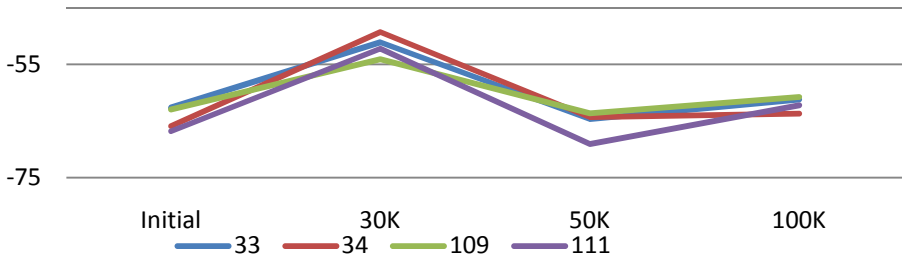
2nd Lower Harmonic fLO=2.3GHz, -12dBm - Average



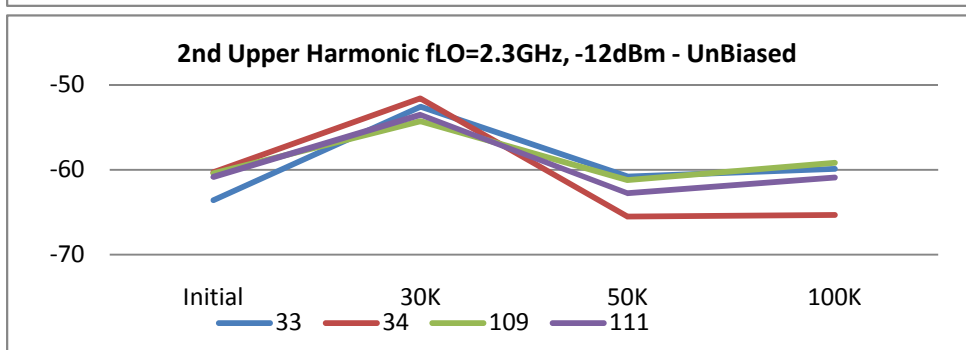
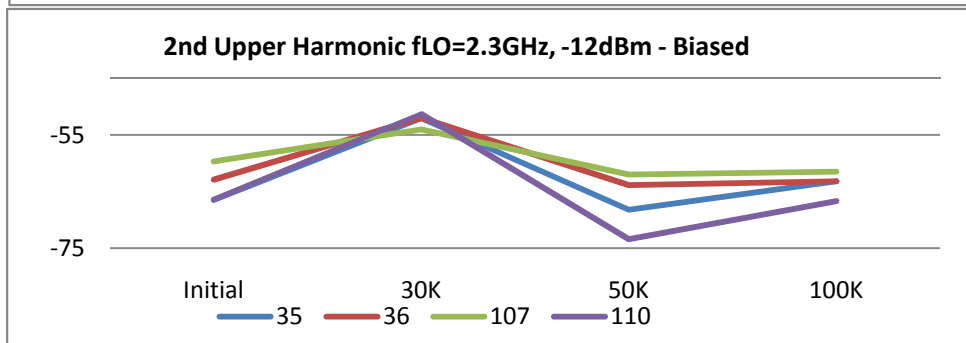
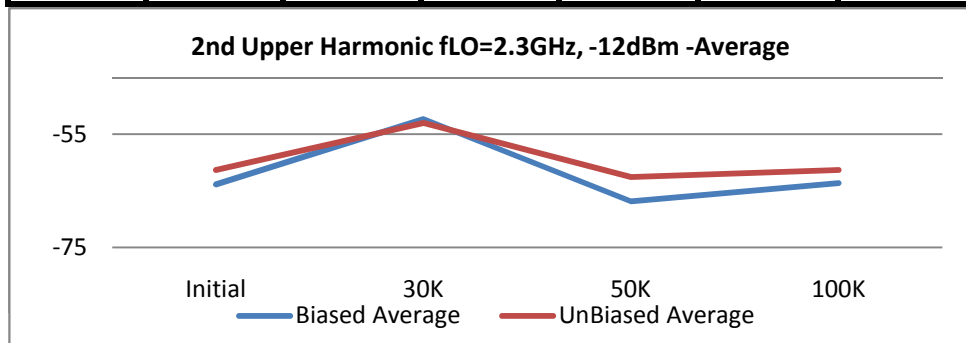
2nd Lower Harmonic fLO=2.3GHz, -12dBm - Biased



2nd Lower Harmonic fLO=2.3GHz, -12dBm - UnBiased



	T# 84	P_2ndU_2300M_3V_-12dBm				dBc
	SN	Initial	30K	50K	100K	Limit
Control	38	-64.906	-53.5234	-61.75701	-63.11068	<-45
	104	-62.2849	-53.5859	-67.37254	-67.72526	
Biased	35	-66.5315	-52.0623	-68.21532	-63.21294	
	36	-62.8906	-52.0127	-63.86262	-63.1831	
	107	-59.6702	-54.060	-61.98885	-61.4968	
	110	-66.3883	-51.315	-73.43426	-66.7234	
	Min	-66.5315	-54.0597	-73.4343	-66.7234	
	Max	-59.6702	-51.3150	-61.9889	-61.4968	
	Average	-63.8701	-52.3624	-66.8753	-63.6541	
UnBiased	33	-63.6103	-52.6065	-60.80399	-59.92047	
	34	-60.307	-51.624	-65.53493	-65.3263	
	109	-60.4414	-54.287	-61.23338	-59.19955	
	111	-60.8603	-53.519	-62.75048	-60.90855	
	Min	-63.6103	-54.2870	-65.5349	-65.3263	
	Max	-60.3070	-51.6240	-60.8040	-59.1996	
	Average	-61.3047	-53.0091	-62.5807	-61.3387	



	T# 85	P_3rdU_2300M_3V_-12dBm				dBc
	SN	Initial	30K	50K	100K	Limit
Control	38	-61.75942	-62.5094	-64.654	-63.75008	<-47
	104	-60.60175	-60.324	-61.53443	-60.4704	
Biased	35	-60.85853	-59.4465	-62.89736	-61.34	
	36	-66.26613	-61.5051	-62.88364	-63.73667	
	107	-62.61241	-62.361	-64.96949	-66.96463	
	110	-58.29927	-59.3953	-62.44566	-58.70311	
	Min	-66.2661	-62.3611	-64.9695	-66.9646	
	Max	-58.2993	-59.3953	-62.4457	-58.7031	
	Average	-62.0091	-60.6770	-63.2990	-62.6861	
UnBiased	33	-65.41004	-64.7454	-65.03998	-63.74586	
	34	-61.46326	-64.667	-62.98524	-60.41312	
	109	-64.96625	-63.4932	-69.32613	-62.83046	
	111	-60.27517	-61.4409	-61.24567	-61.01248	
	Min	-65.4100	-64.7454	-69.3261	-63.7459	
	Max	-60.2752	-61.4409	-61.2457	-60.4131	
	Average	-63.0287	-63.5866	-64.6493	-62.0005	

