

LOW DOSE RADIATION TEST REPORT ADA4077-2S

June 2016
Generic

Radiation Test Report

Product:	ADA4077-2S
Gamma:	0, 10k, 30k, 50k, 75k, 100k
Gamma Source:	Co60/TM1019 Condition D
Dose Rate:	8.3 mRad/s
Facilities:	VPT RAD
Tested:	12/22/15 - 5/25/16

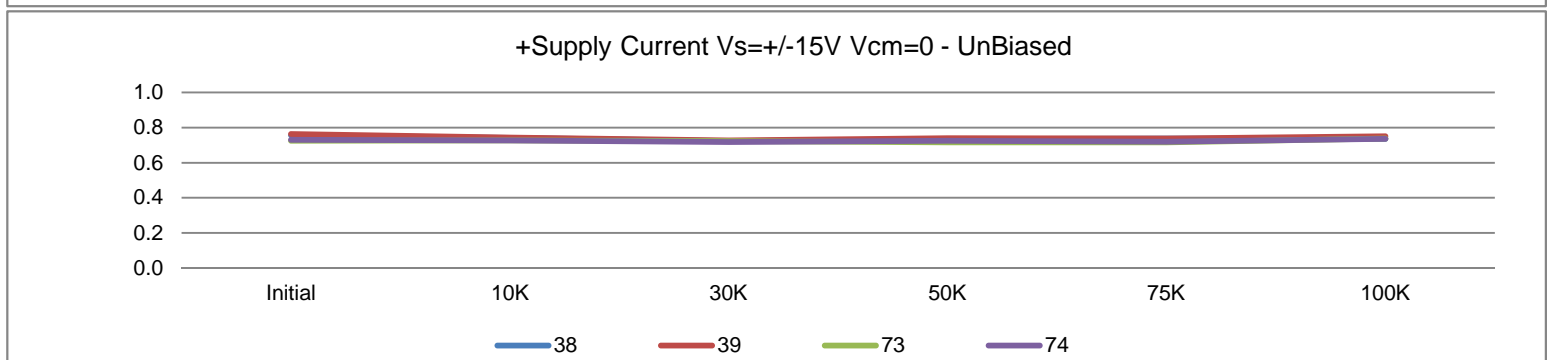
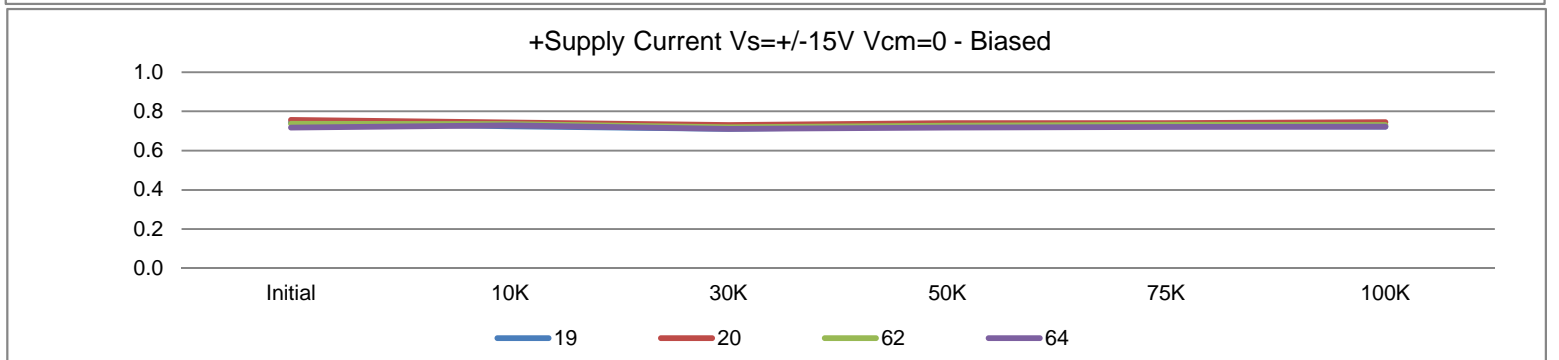
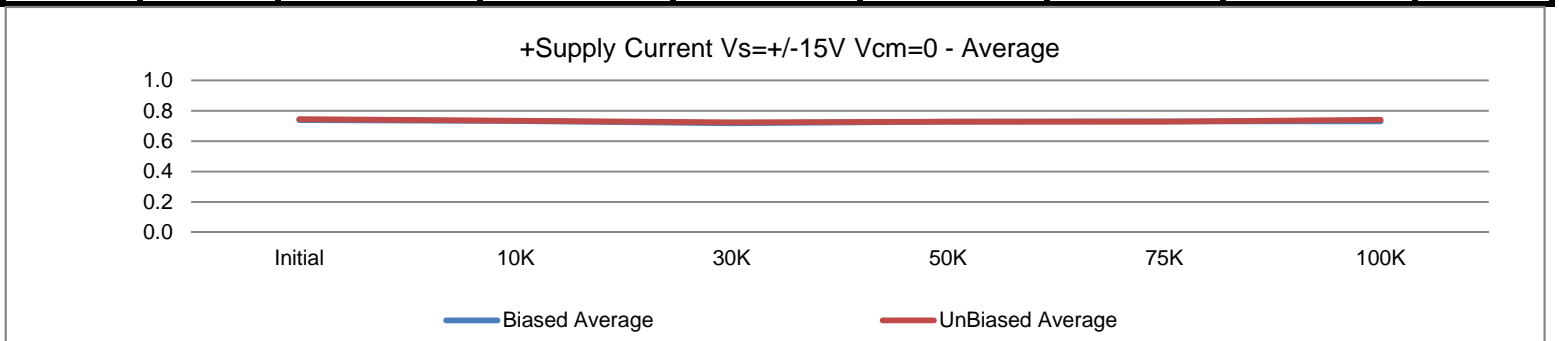
The RADTEST® DATA SERVICE is a compilation of radiation test results on Analog Devices' Space grade products. It is designed to assist customers in selecting the right product for applications where radiation is a consideration. Many products manufactured by Analog Devices, Inc. have been shown to be radiation tolerant to most tactical radiation environments. Analog Devices, Inc. does not make any claim to maintain or guarantee these levels of radiation tolerance without lot qualification test.

It is the responsibility of the Procuring Activity to screen products from Analog Devices, Inc. for compliance to Nuclear Hardness Critical Items (HCI) specifications.

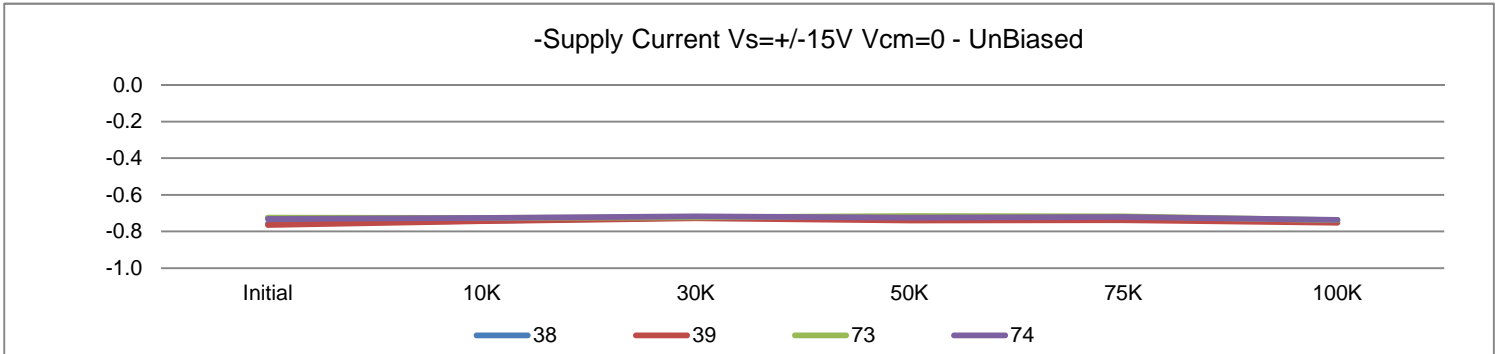
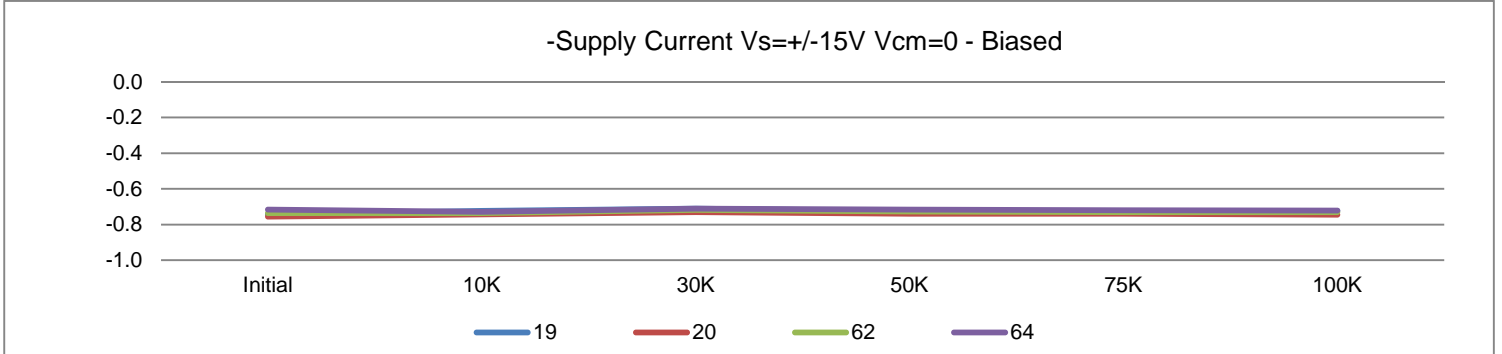
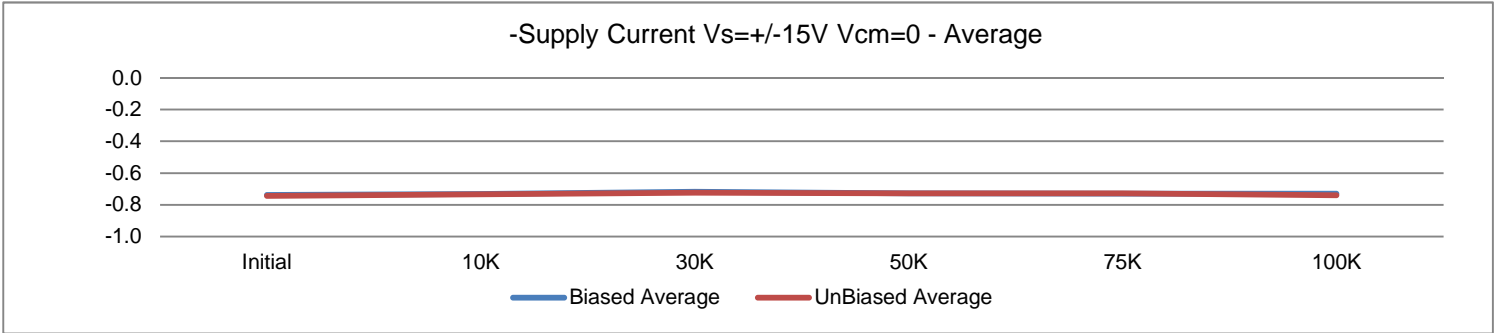
Warning:

Analog Devices, Inc. does not recommend use of this data to qualify other product grades or process levels. Analog Devices, Inc. is not responsible and has no liability for any consequences, and all applicable Warranties are null and void if any Analog Devices product is modified in any way or used outside of normal environmental and operating conditions, including the parameters specified in the corresponding data sheet. Analog Devices, Inc. does not guarantee that wafer manufacturing is the same for all process levels.

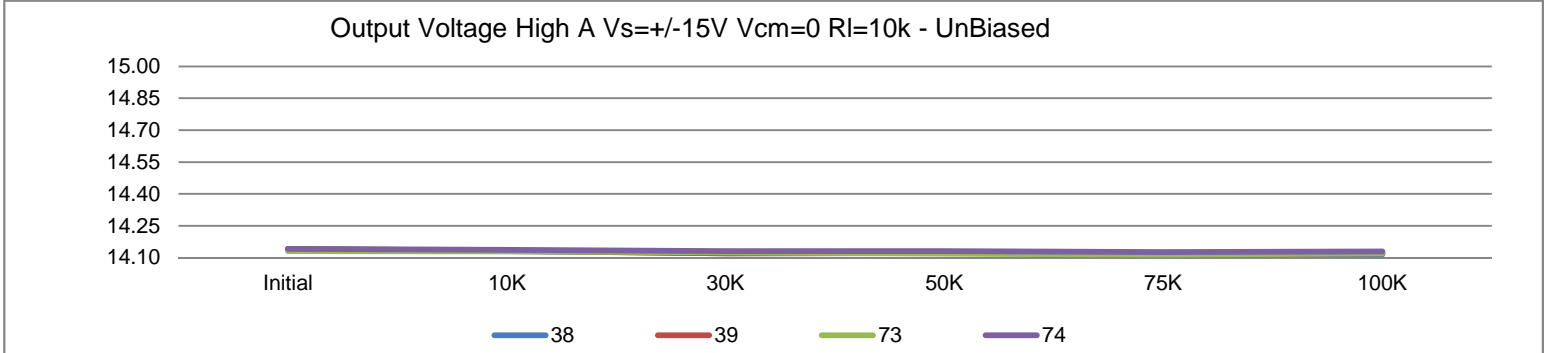
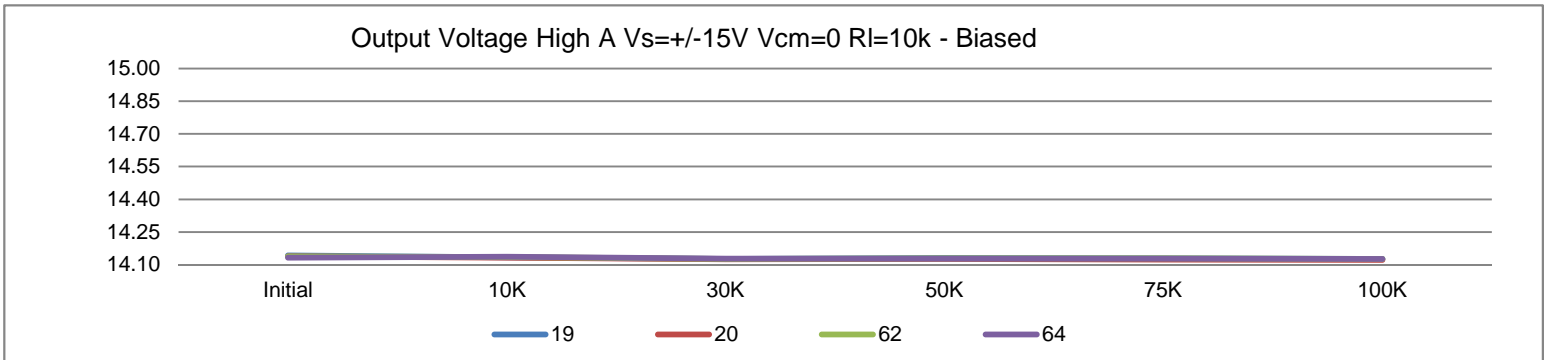
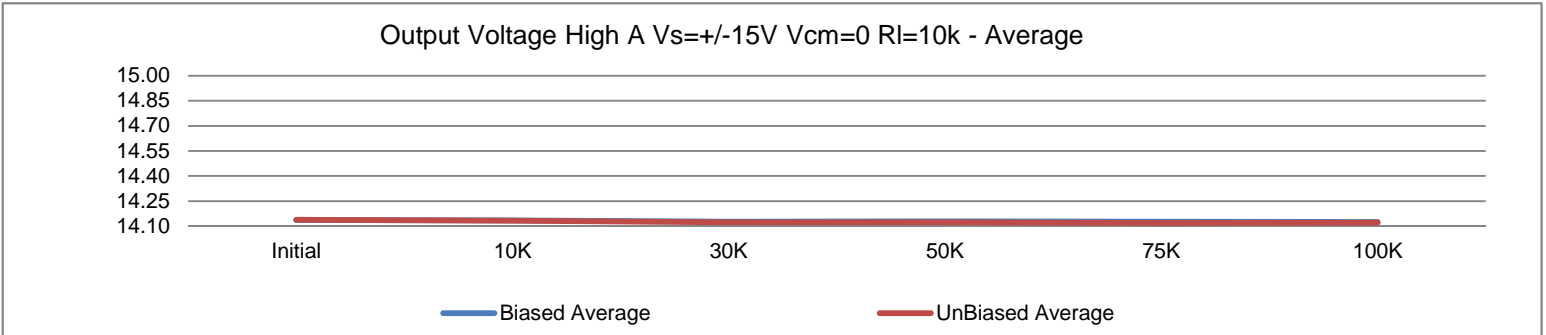
T# 1		+Isy Vsy=+-15V Vcm=0						mA
SN		Initial	10K	30K	50K	75K	100K	Limit
Control	17	0.76013	0.74907	0.74832	0.74606	0.7462	0.74488	<1
	75	0.72097	0.72166	0.72279	0.72936	0.71679	0.72192	
Biased	19	0.74336	0.72372	0.71058	0.72516	0.7253	0.72254	
	20	0.756	0.74275	0.73098	0.73962	0.73988	0.7452	
	62	0.73693	0.73555	0.719	0.72685	0.73131	0.73055	
	64	0.71697	0.72804	0.71058	0.71684	0.72023	0.72123	
	Min	0.7170	0.7237	0.7106	0.7168	0.7202	0.7212	
	Max	0.7560	0.7428	0.7310	0.7396	0.7399	0.7452	
	Average	0.7383	0.7325	0.7177	0.7271	0.7292	0.7299	
UnBiased	38	0.75631	0.74156	0.72385	0.73424	0.73719	0.73656	
	39	0.76326	0.74412	0.72729	0.74006	0.73756	0.75102	
	73	0.72498	0.72616	0.72366	0.71609	0.71641	0.73781	
	74	0.73086	0.72648	0.71828	0.72422	0.72054	0.73612	
	Min	0.7250	0.7262	0.7183	0.7161	0.7164	0.7361	
	Max	0.7633	0.7441	0.7273	0.7401	0.7376	0.7510	
	Average	0.7439	0.7346	0.7233	0.7287	0.7279	0.7404	



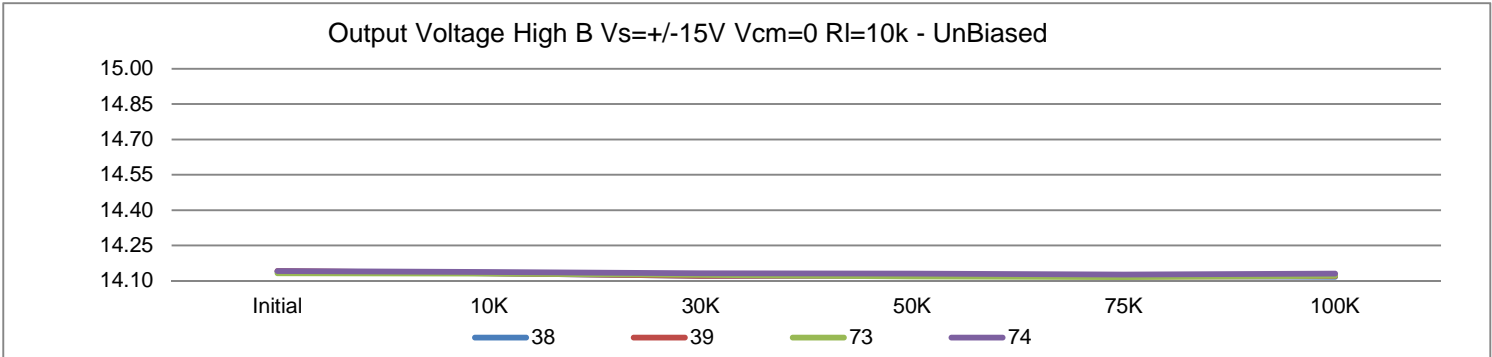
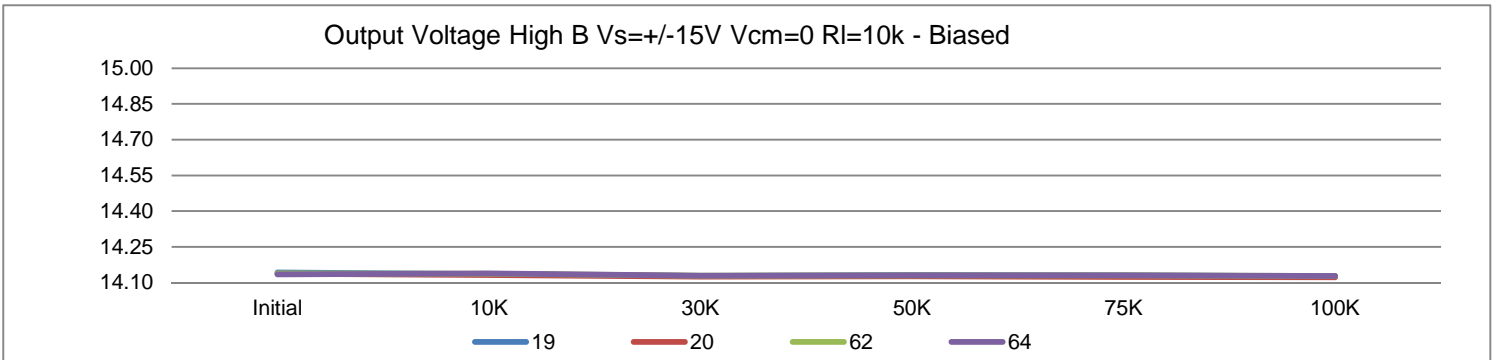
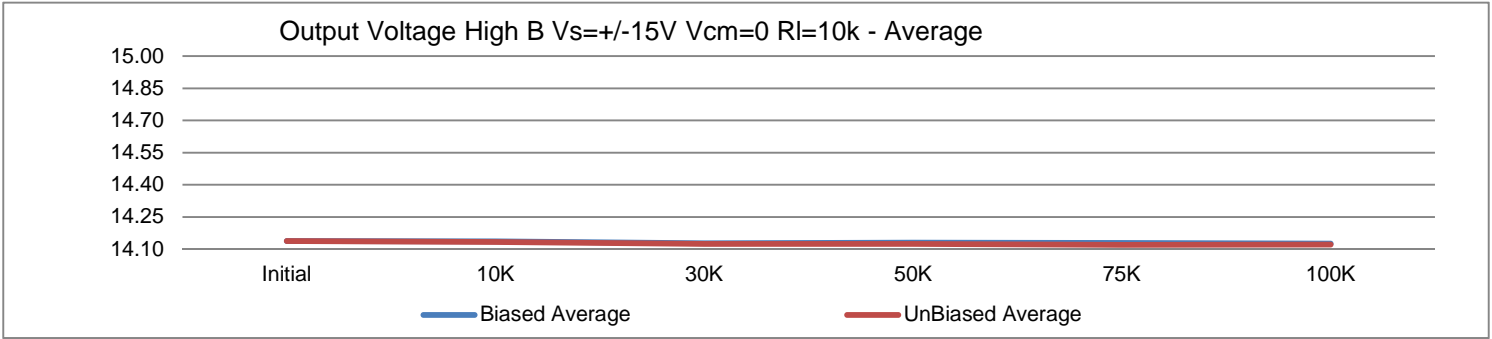
T# 2		-Isy Vsy=+-15V Vcm=0						mA
SN		Initial	10K	30K	50K	75K	100K	Limit
Control	17	-0.7603	-0.74876	-0.7479	-0.7459	-0.7464	-0.7447	>-1
	75	-0.7210	-0.72136	-0.7228	-0.7292	-0.7168	-0.7221	
Biased	19	-0.7435	-0.7233	-0.7104	-0.7249	-0.7256	-0.7228	
	20	-0.7563	-0.74257	-0.7303	-0.7396	-0.7398	-0.7450	
	62	-0.7368	-0.73556	-0.7184	-0.7268	-0.7313	-0.7306	
	64	-0.7171	-0.72824	-0.7107	-0.7169	-0.7208	-0.7216	
	Min	-0.7563	-0.7426	-0.7303	-0.7396	-0.7398	-0.7450	
	Max	-0.7171	-0.7233	-0.7104	-0.7169	-0.7208	-0.7216	
	Average	-0.7384	-0.7324	-0.7174	-0.7271	-0.7294	-0.7300	
UnBiased	38	-0.7567	-0.74088	-0.7241	-0.7343	-0.7372	-0.7368	
	39	-0.7634	-0.74357	-0.7271	-0.7398	-0.7378	-0.7515	
	73	-0.7244	-0.72624	-0.7231	-0.7157	-0.7166	-0.7377	
	74	-0.7310	-0.72649	-0.7179	-0.7241	-0.7209	-0.7363	
	Min	-0.7634	-0.7436	-0.7271	-0.7398	-0.7378	-0.7515	
	Max	-0.7244	-0.7262	-0.7179	-0.7157	-0.7166	-0.7363	
	Average	-0.7439	-0.7343	-0.7230	-0.7285	-0.7281	-0.7405	



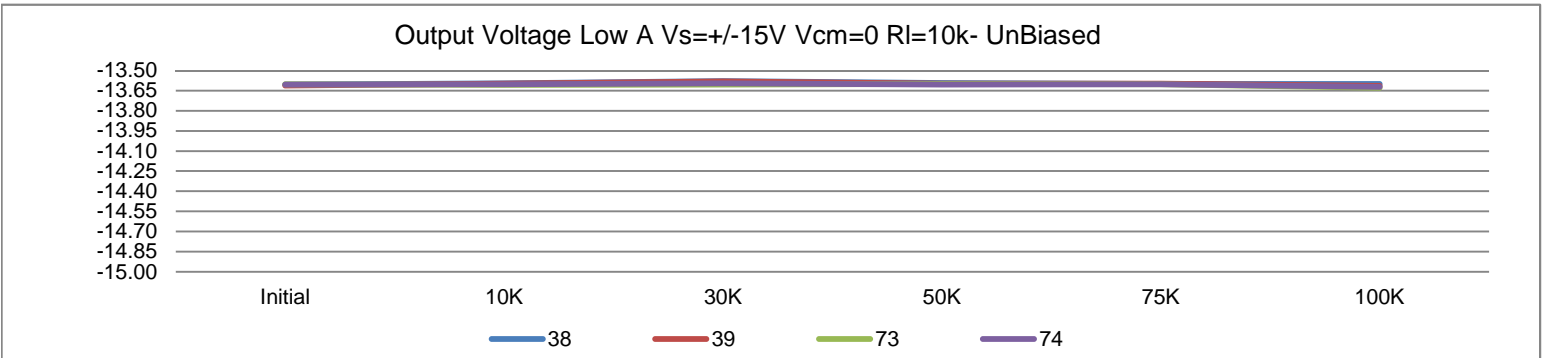
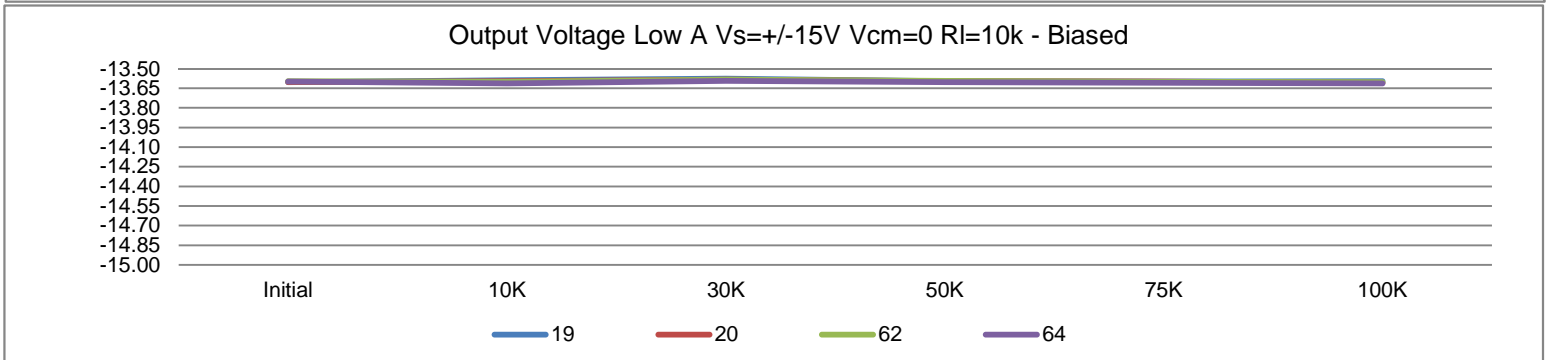
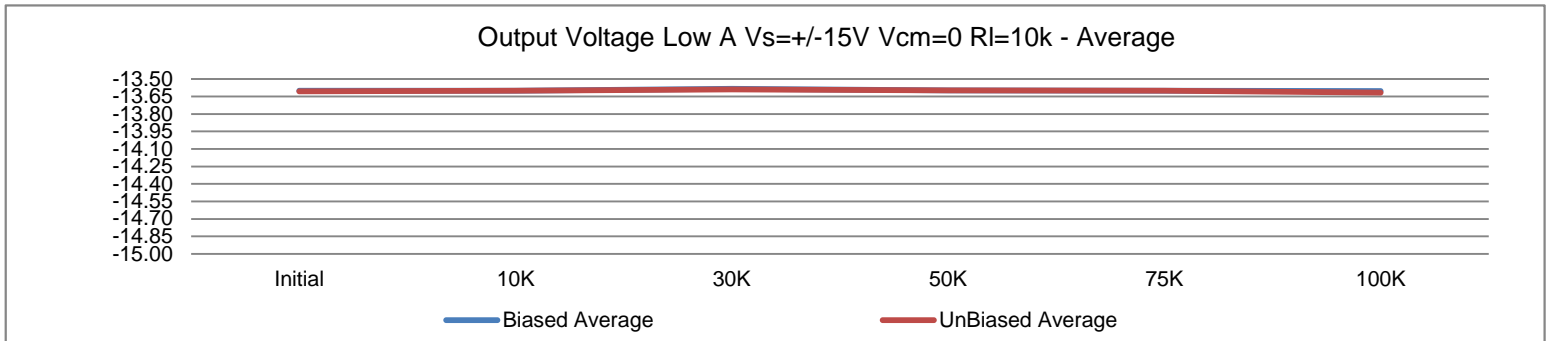
T# 3		Voh Vsy=+-15V Vcm=0 Il=1mA_Diff <> ChanA						V
SN		Initial	10K	30K	50K	75K	100K	Limit
Control	17	14.14071	14.13594	14.13553	14.13411	14.13408	14.13262	>14.1
	75	14.12997	14.13017	14.131	14.1337	14.12879	14.13108	
Biased	19	14.14217	14.13431	14.12646	14.13136	14.12969	14.12603	
	20	14.13796	14.13277	14.12463	14.12627	14.12409	14.12248	
	62	14.13801	14.13588	14.127	14.12864	14.12887	14.12615	
	64	14.13227	14.13679	14.12741	14.12825	14.12803	14.12598	
	Min	14.1323	14.1328	14.1246	14.1263	14.1241	14.1225	
	Max	14.1422	14.1368	14.1274	14.1314	14.1297	14.1262	
	Average	14.1376	14.1349	14.1264	14.1286	14.1277	14.1252	
UnBiased	38	14.13829	14.1317	14.12063	14.12194	14.11964	14.11591	
	39	14.14123	14.13176	14.12058	14.12249	14.11799	14.11986	
	73	14.13083	14.13015	14.12475	14.11831	14.11504	14.12017	
	74	14.14116	14.13734	14.13049	14.13045	14.12597	14.12969	
	Min	14.1308	14.1302	14.1206	14.1183	14.1150	14.1159	
	Max	14.1412	14.1373	14.1305	14.1305	14.1260	14.1297	
	Average	14.1379	14.1327	14.1241	14.1233	14.1197	14.1214	



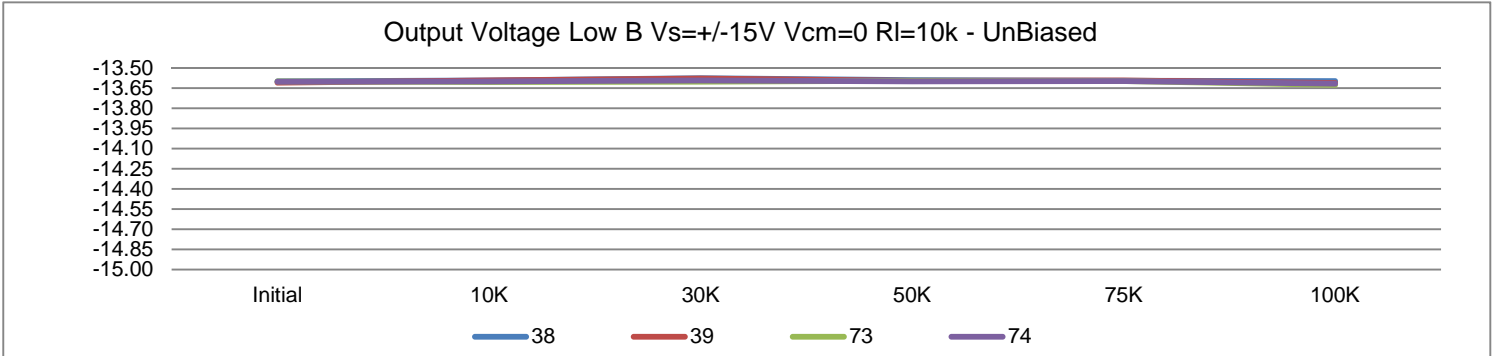
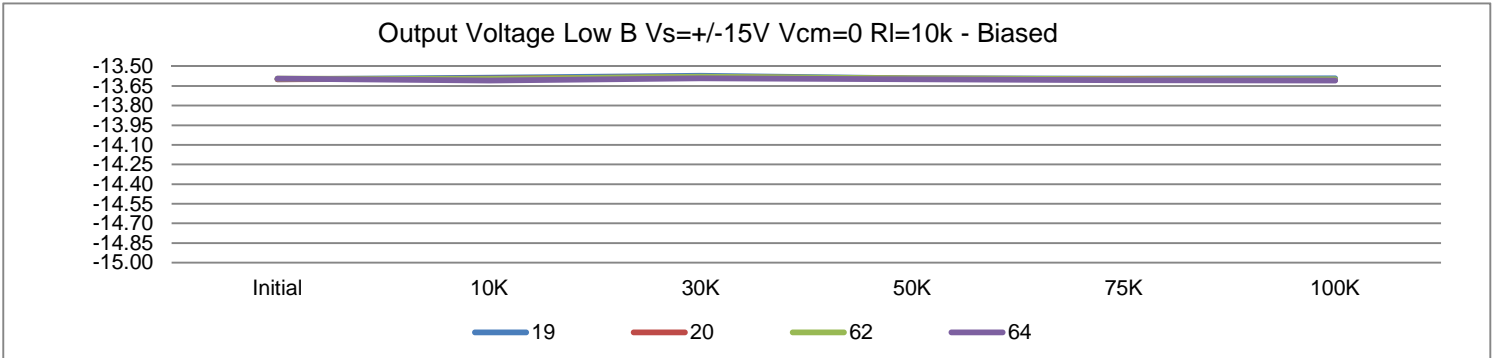
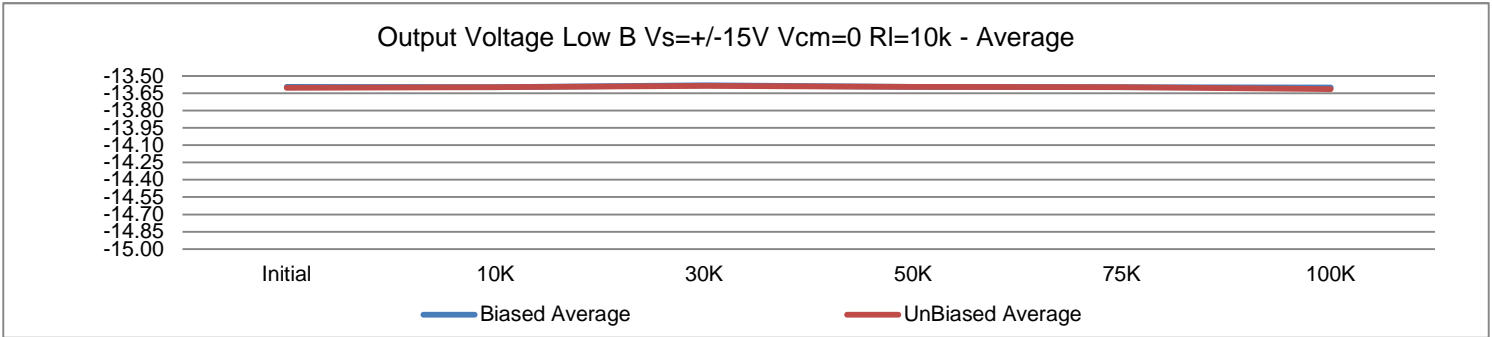
	T# 4	Voh Vsy=+-15V Vcm=0 Il=1mA_Diff <> ChanB						V
	SN	Initial	10K	30K	50K	75K	100K	Limit
Control	17	14.1392	14.13498	14.13479	14.13388	14.13404	14.1334	>14.1V
	75	14.13135	14.13167	14.13244	14.13499	14.13038	14.13254	
Biased	19	14.14196	14.1351	14.12732	14.13211	14.13071	14.12674	
	20	14.13656	14.13212	14.1243	14.12593	14.12384	14.12248	
	62	14.13906	14.13734	14.129	14.13046	14.13066	14.12779	
	64	14.13435	14.1389	14.12938	14.13025	14.13028	14.12814	
	Min	14.1344	14.1321	14.1243	14.1259	14.1238	14.1225	
	Max	14.1420	14.1389	14.1294	14.1321	14.1307	14.1281	
	Average	14.1380	14.1359	14.1274	14.1297	14.1289	14.1263	
UnBiased	38	14.13798	14.13237	14.12106	14.12239	14.12048	14.11646	
	39	14.14057	14.13166	14.12044	14.12245	14.11788	14.11942	
	73	14.13191	14.13078	14.12534	14.11858	14.1153	14.12045	
	74	14.14166	14.13779	14.13109	14.13105	14.1266	14.13046	
	Min	14.1319	14.1308	14.1204	14.1186	14.1153	14.1165	
	Max	14.1417	14.1378	14.1311	14.1311	14.1266	14.1305	
	Average	14.1380	14.1332	14.1245	14.1236	14.1201	14.1217	



	T# 5	Vol Vs _y =+-15V V _{cm} =0 I _l =1mA_Diff <> ChanA						V
	SN	Initial	10K	30K	50K	75K	100K	Limit
Control	17	-13.61112	-13.60014	-13.59961	-13.59741	-13.5982	-13.59705	<-13.5
	75	-13.60663	-13.6074	-13.60948	-13.61745	-13.60346	-13.60962	
Biased	19	-13.60298	-13.58897	-13.57661	-13.59507	-13.59745	-13.59565	
	20	-13.60298	-13.59732	-13.58484	-13.59734	-13.59931	-13.60724	
	62	-13.59665	-13.60091	-13.584	-13.59485	-13.60148	-13.60247	
	64	-13.59905	-13.61308	-13.59483	-13.60341	-13.60947	-13.61224	
	Min	-13.6030	-13.6131	-13.5948	-13.6034	-13.6095	-13.6122	
	Max	-13.5967	-13.5890	-13.5766	-13.5949	-13.5975	-13.5957	
	Average	-13.6004	-13.6001	-13.5850	-13.5977	-13.6019	-13.6044	
UnBiased	38	-13.60439	-13.59706	-13.57988	-13.59404	-13.59969	-13.60087	
	39	-13.61318	-13.59765	-13.58166	-13.59875	-13.59817	-13.61609	
	73	-13.60418	-13.60687	-13.60647	-13.59959	-13.60218	-13.62927	
	74	-13.60606	-13.60345	-13.59595	-13.60452	-13.60224	-13.62197	
	Min	-13.6132	-13.6069	-13.6065	-13.6045	-13.6022	-13.6293	
	Max	-13.6042	-13.5971	-13.5799	-13.5940	-13.5982	-13.6009	
	Average	-13.6070	-13.6013	-13.5910	-13.5992	-13.6006	-13.6171	

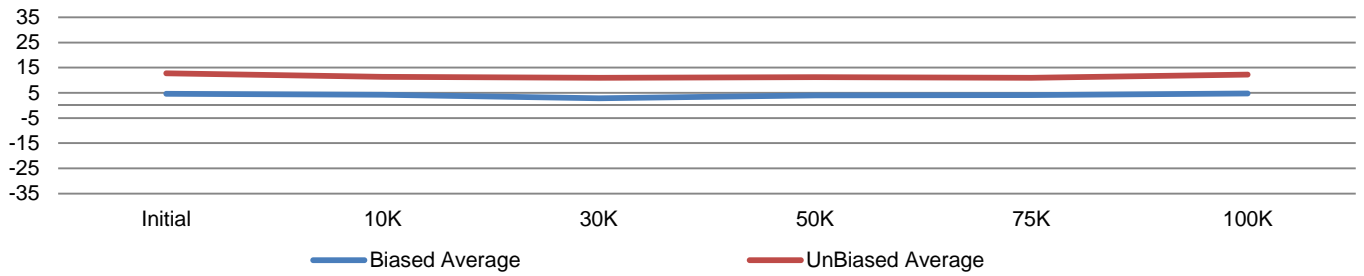


T# 6		Vol Vs _y =+-15V V _{cm} =0 I _l =1mA_Diff <> ChanB						V
SN		Initial	10K	30K	50K	75K	100K	Limit
Control	17	-13.60701	-13.59651	-13.59568	-13.59339	-13.59422	-13.59304	<-13.5
	75	-13.60155	-13.60266	-13.60447	-13.6124	-13.59841	-13.60463	
Biased	19	-13.59864	-13.58536	-13.57259	-13.59113	-13.59336	-13.59176	
	20	-13.59829	-13.59344	-13.58053	-13.5929	-13.59491	-13.60281	
	62	-13.59225	-13.59705	-13.579	-13.59061	-13.59727	-13.59828	
	64	-13.59391	-13.60849	-13.5901	-13.59857	-13.60451	-13.60728	
	Min	-13.5986	-13.6085	-13.5901	-13.5986	-13.6045	-13.6073	
	Max	-13.5923	-13.5854	-13.5726	-13.5906	-13.5934	-13.5918	
	Average	-13.5958	-13.5961	-13.5807	-13.5933	-13.5975	-13.6000	
UnBiased	38	-13.60042	-13.59389	-13.5764	-13.5905	-13.59599	-13.59728	
	39	-13.60848	-13.5936	-13.57735	-13.59433	-13.59381	-13.61181	
	73	-13.60039	-13.60363	-13.60288	-13.59594	-13.59861	-13.62577	
	74	-13.6017	-13.59956	-13.59162	-13.60018	-13.59786	-13.61755	
	Min	-13.6085	-13.6036	-13.6029	-13.6002	-13.5986	-13.6258	
	Max	-13.6004	-13.5936	-13.5764	-13.5905	-13.5938	-13.5973	
	Average	-13.6027	-13.5977	-13.5871	-13.5952	-13.5966	-13.6131	

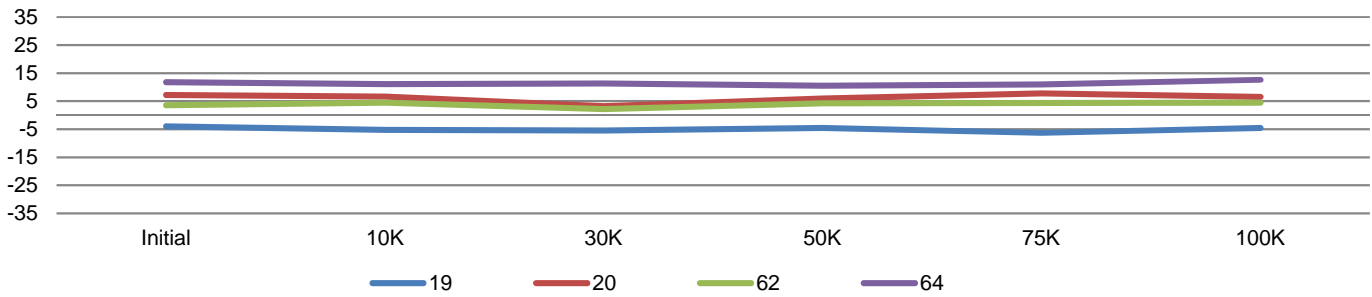


T# 7	Vos Vsy=+-15V Vcm=0 <> ChanA							uV
SN	Initial	10K	30K	50K	75K	100K	Limit	
Control	17	18.66467	19.06021	19.29974	19.56978	19.64945	19.73882	+/-35
	75	-5.1139	-4.19633	-4.26079	-2.60878	-4.2916	-4.83705	
Biased	19	-3.98869	-5.24086	-5.4965	-4.54475	-6.32083	-4.51476	
	20	7.25107	6.68578	3.18082	6.00823	7.7971	6.52185	
	62	3.52606	4.50296	2.190	4.22706	4.31731	4.46258	
	64	11.80393	11.08389	11.30632	10.49619	10.93116	12.62931	
	Min	-3.98869	-5.24086	-5.49650	-4.54475	-6.32083	-4.51476	
	Max	11.80393	11.08389	11.30632	10.49619	10.93116	12.62931	
	Average	4.64809	4.25794	2.79504	4.04668	4.18119	4.77475	
UnBiased	38	22.23733	21.23083	19.6738	20.24367	19.64237	18.5495	
	39	8.15473	4.50736	3.90232	4.8819	2.58986	4.63472	
	73	5.777	5.41247	7.51569	6.43283	7.54855	9.71866	
	74	14.8357	14.33224	12.80817	13.43347	14.42024	16.33667	
	Min	5.77700	4.50736	3.90232	4.88190	2.58986	4.63472	
	Max	22.23733	21.23083	19.67380	20.24367	19.64237	18.54950	
	Average	12.75119	11.37073	10.97500	11.24797	11.05026	12.30989	

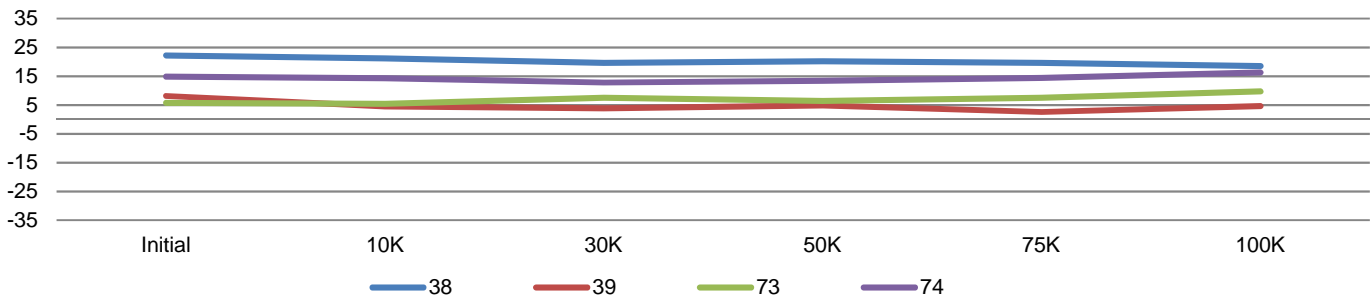
Offset Voltage A Vs=+-15V Vcm=0 - Average



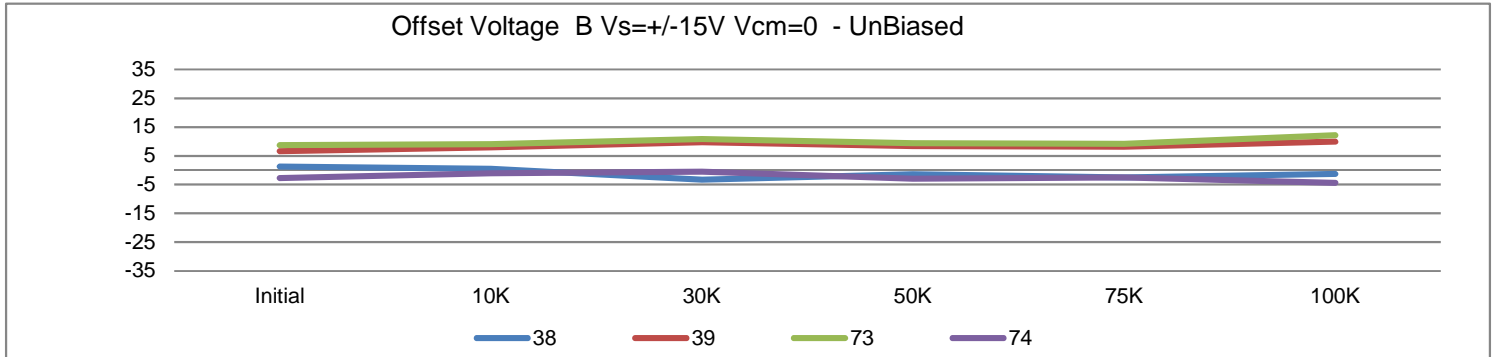
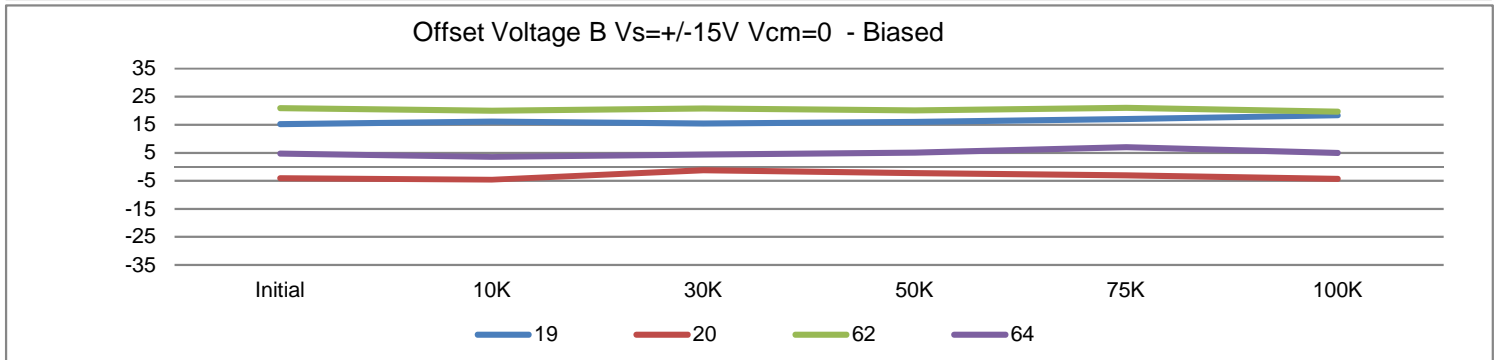
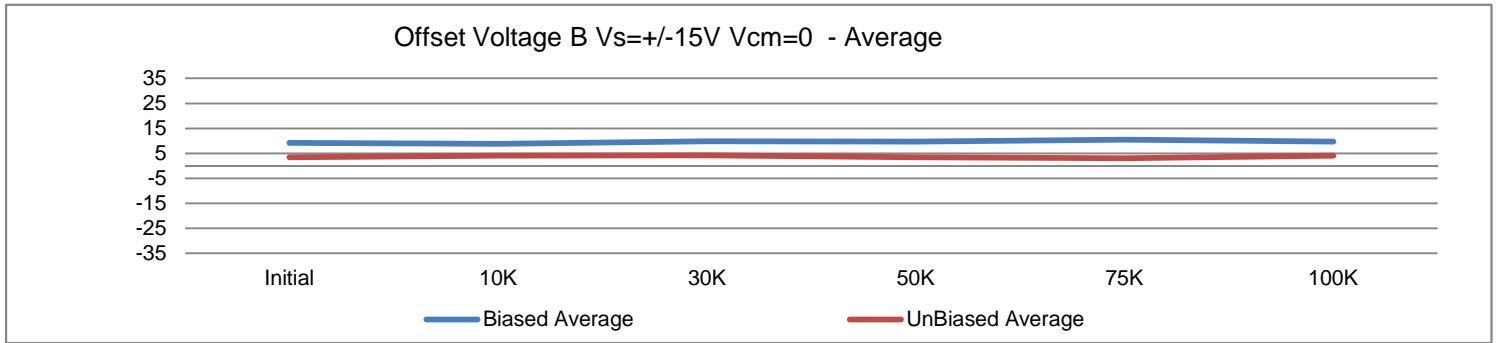
Offset Voltage A Vs=+-15V Vcm=0 - Biased



Offset Voltage A Vs=+-15V Vcm=0 - UnBiased

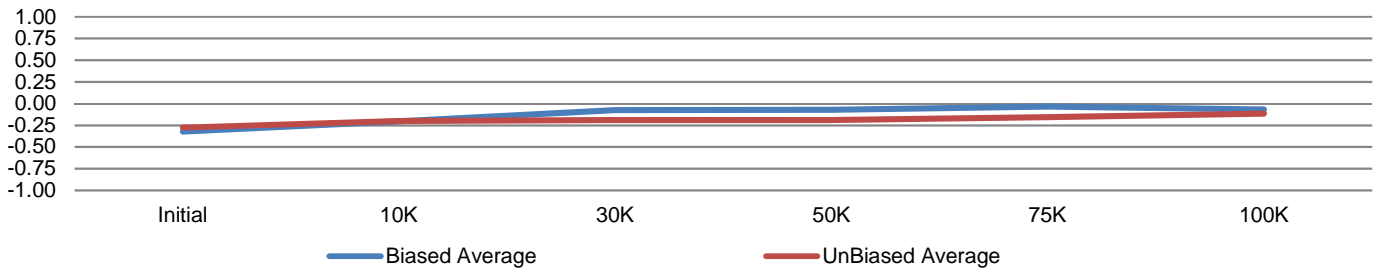


T# 8		Vos Vs=+-15V Vcm=0 <> ChanB						uV
SN		Initial	10K	30K	50K	75K	100K	Limit
Control	17	-6.75314	-5.42552	-5.30254	-5.39551	-5.10905	-4.58764	+/-35
	75	14.60713	15.88106	15.93303	16.86633	15.59226	15.9258	
Biased	19	15.24479	16.15629	15.46016	16.05674	17.02375	18.36008	
	20	-4.02282	-4.59519	-1.25092	-2.19057	-3.02976	-4.28168	
	62	20.90233	20.02686	20.827	20.0803	21.01225	19.70227	
	64	4.67779	3.52611	4.34229	5.05721	7.03823	4.97286	
	Min	-4.02282	-4.59519	-1.25092	-2.19057	-3.02976	-4.28168	
	Max	20.90233	20.02686	20.82743	20.08030	21.01225	19.70227	
	Average	9.20052	8.77852	9.84474	9.75092	10.51112	9.68838	
UnBiased	38	1.3058	0.49417	-3.27246	-1.40977	-2.50958	-1.31866	
	39	6.58562	7.91494	9.71981	8.44076	8.14741	9.90633	
	73	8.69184	9.08565	10.81488	9.36674	9.13093	12.14249	
	74	-2.67588	-1.02888	-0.49672	-2.97283	-2.48323	-4.3661	
	Min	-2.67588	-1.02888	-3.27246	-2.97283	-2.50958	-4.36610	
	Max	8.69184	9.08565	10.81488	9.36674	9.13093	12.14249	
	Average	3.47685	4.11647	4.19138	3.35623	3.07138	4.09102	

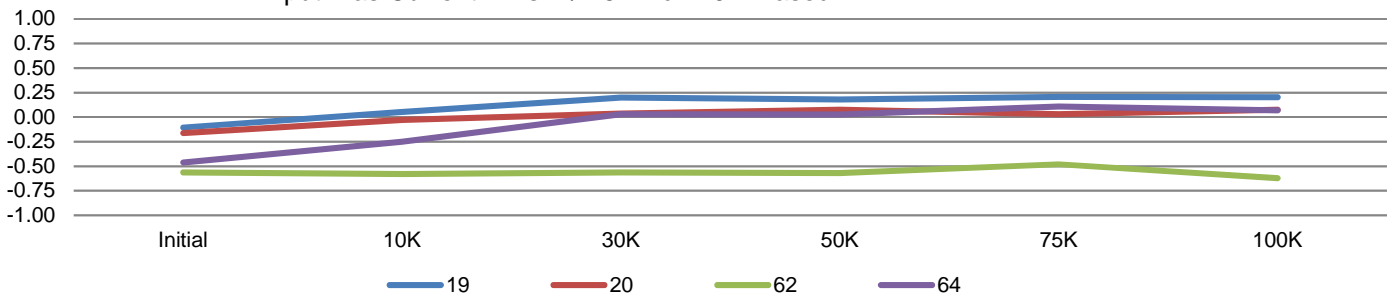


T# 9		+Ib Vsy=+-15V Vcm=0 <> ChanA						nA
SN		Initial	10K	30K	50K	75K	100K	Limit
Control	17	-0.22636	-0.23126	-0.24697	-0.22591	-0.22366	-0.22765	+/-1
	75	-0.45469	-0.45551	-0.45531	-0.4524	-0.45536	-0.45653	
Biased	19	-0.10488	0.0521	0.19831	0.1818	0.20589	0.20464	
	20	-0.16185	-0.02885	0.03611	0.07621	0.03171	0.07494	
	62	-0.56256	-0.57816	-0.563	-0.56995	-0.48046	-0.62242	
	64	-0.46198	-0.25163	0.02965	0.02837	0.10901	0.0688	
	Min	-0.5626	-0.5782	-0.5633	-0.5700	-0.4805	-0.6224	
	Max	-0.1049	0.0521	0.1983	0.1818	0.2059	0.2046	
	Average	-0.3228	-0.2016	-0.0748	-0.0709	-0.0335	-0.0685	
UnBiased	38	-0.11811	-0.05982	-0.13251	-0.19539	-0.10555	-0.0247	
	39	-0.31705	-0.2525	-0.18201	-0.18585	-0.17513	-0.12027	
	73	-0.39367	-0.26575	-0.22886	-0.23236	-0.20498	-0.20879	
	74	-0.2713	-0.22094	-0.21208	-0.13533	-0.13698	-0.10255	
	Min	-0.3937	-0.2658	-0.2289	-0.2324	-0.2050	-0.2088	
	Max	-0.1181	-0.0598	-0.1325	-0.1353	-0.1056	-0.0247	
	Average	-0.2750	-0.1998	-0.1889	-0.1872	-0.1557	-0.1141	

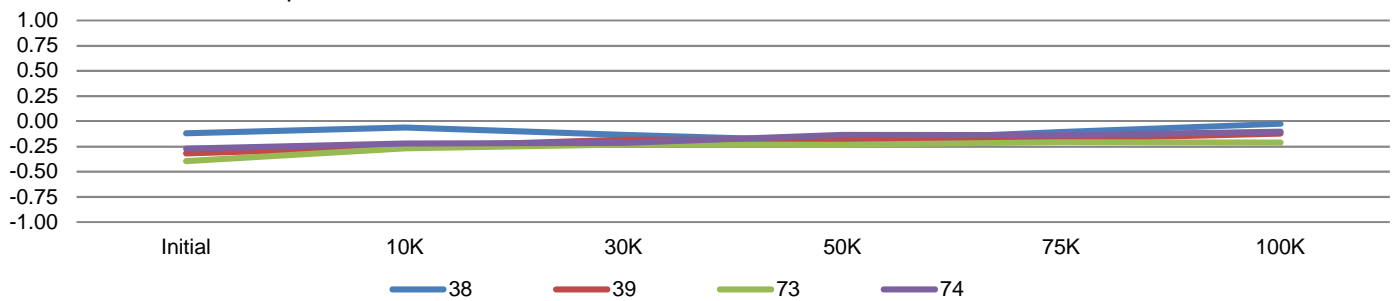
+Input Bias Current A Vs=+-15V Vcm=0 - Average



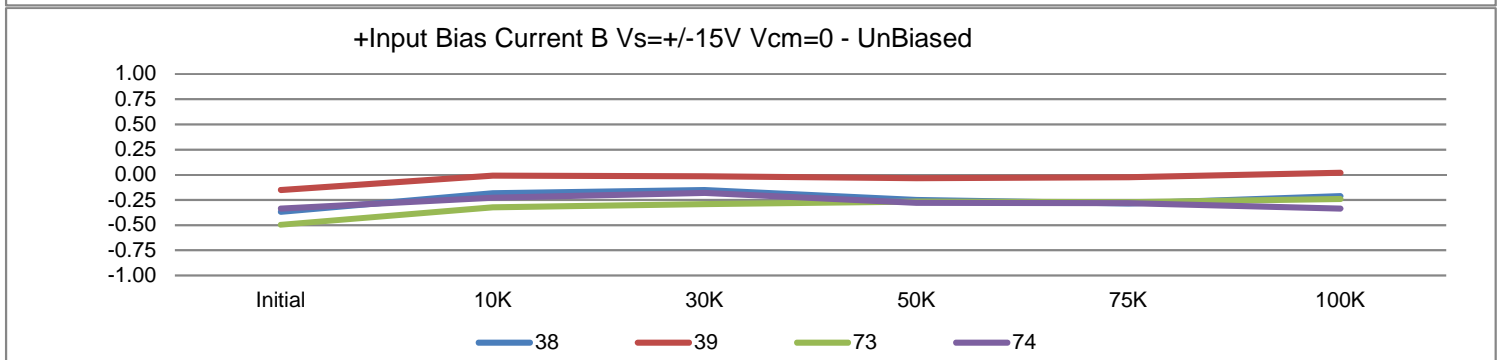
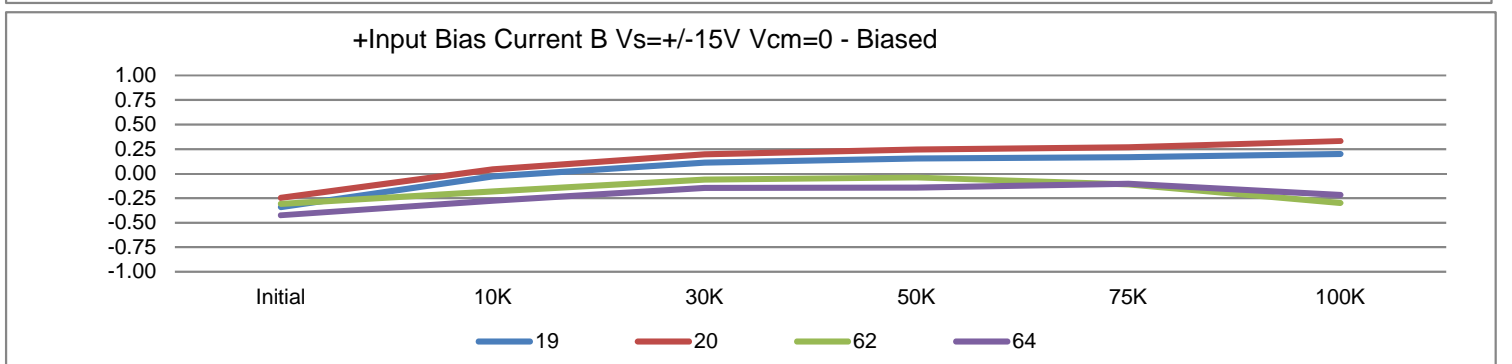
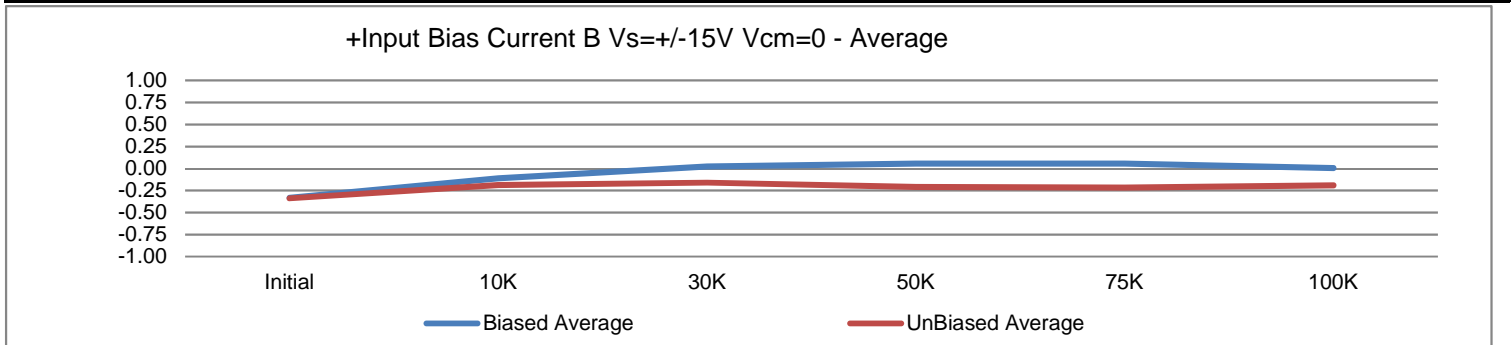
+Input Bias Current A Vs=+-15V Vcm=0 - Biased



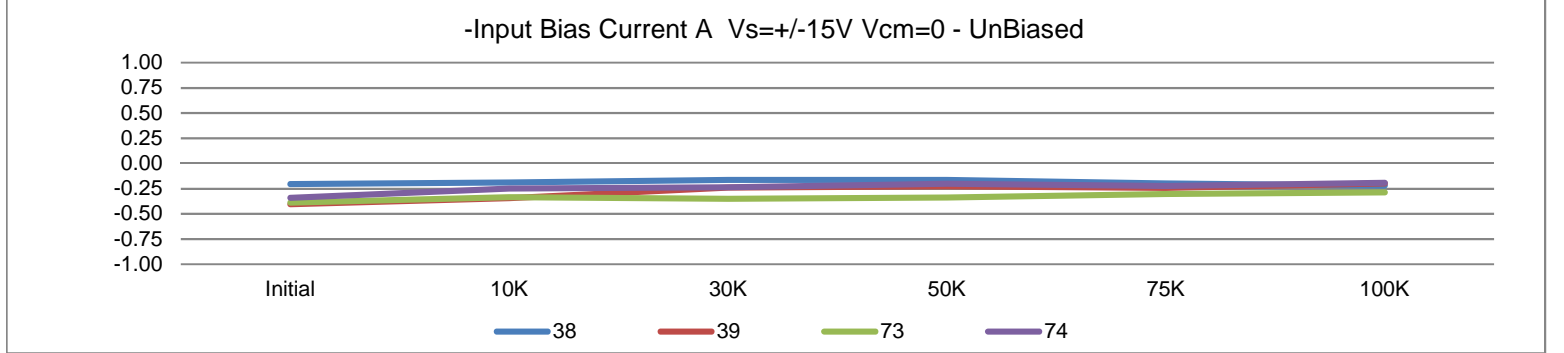
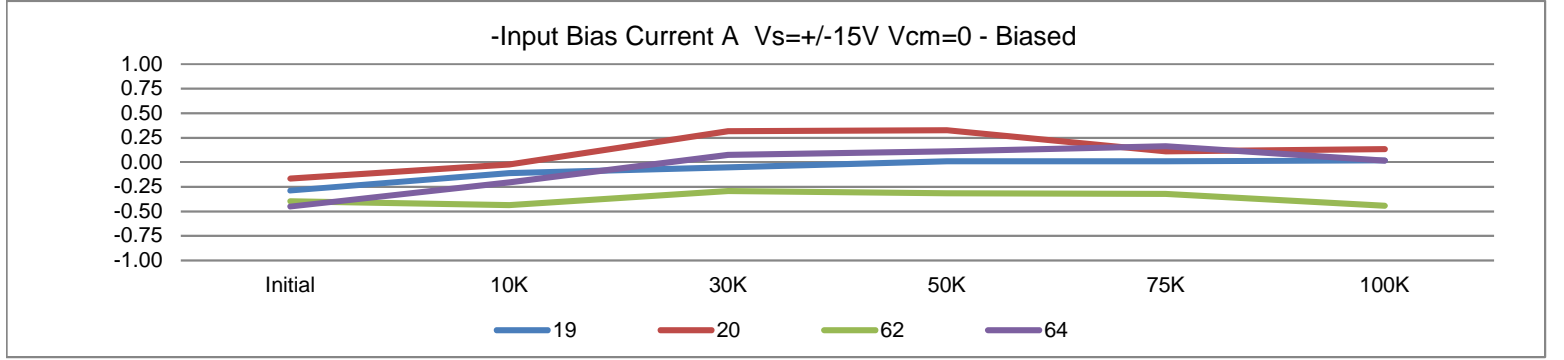
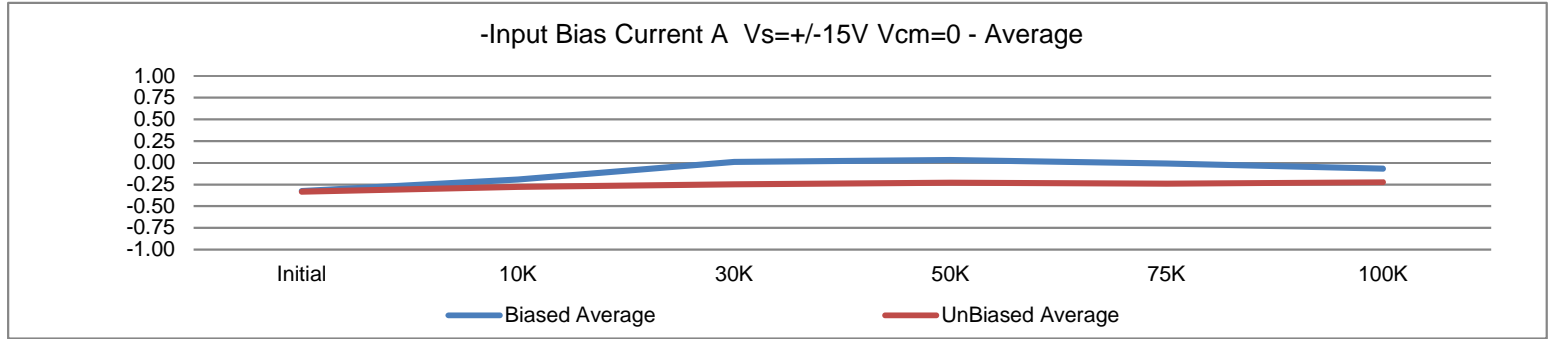
+Input Bias Current A Vs=+-15V Vcm=0 - UnBiased



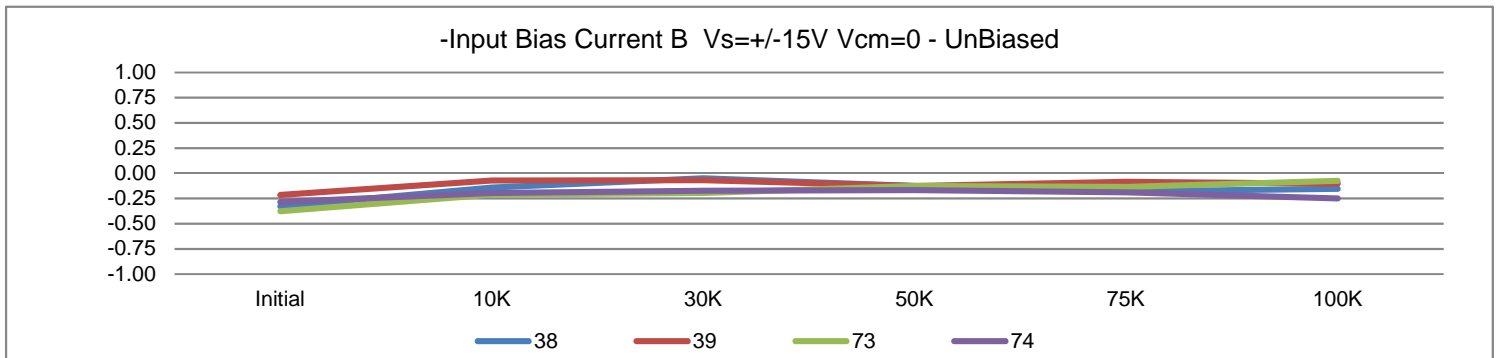
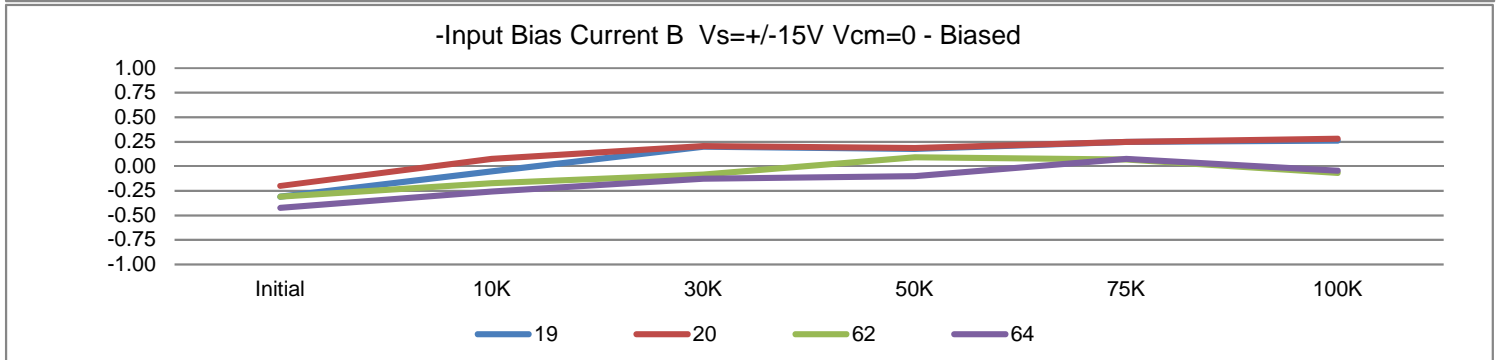
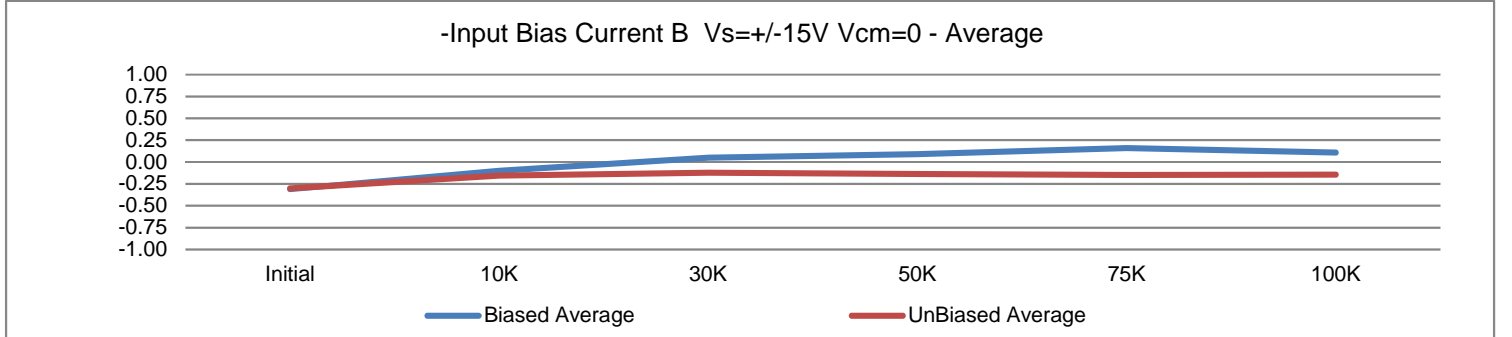
T# 10		+Ib Vsy=+-15V Vcm=0 <> ChanB						nA
SN		Initial	10K	30K	50K	75K	100K	Limit
Control	17	-0.2998	-0.29604	-0.30119	-0.29408	-0.29528	-0.29675	+/-1
	75	-0.42824	-0.43018	-0.4232	-0.41522	-0.44429	-0.43638	
Biased	19	-0.34073	-0.0288	0.11081	0.15498	0.16603	0.20093	
	20	-0.24754	0.04482	0.19541	0.2456	0.26751	0.33233	
	62	-0.30836	-0.18174	-0.061	-0.03963	-0.10823	-0.29943	
	64	-0.42477	-0.27498	-0.14478	-0.14312	-0.10213	-0.21656	
	Min	-0.4248	-0.2750	-0.1448	-0.1431	-0.1082	-0.2994	
	Max	-0.2475	0.0448	0.1954	0.2456	0.2675	0.3323	
	Average	-0.3304	-0.1102	0.0250	0.0545	0.0558	0.0043	
UnBiased	38	-0.36842	-0.18283	-0.15101	-0.25132	-0.28513	-0.21097	
	39	-0.15109	-0.00775	-0.0155	-0.03501	-0.02536	0.01925	
	73	-0.4966	-0.32266	-0.29143	-0.26626	-0.27299	-0.24185	
	74	-0.33529	-0.22876	-0.18032	-0.27737	-0.28166	-0.33473	
	Min	-0.4966	-0.3227	-0.2914	-0.2774	-0.2851	-0.3347	
	Max	-0.1511	-0.0078	-0.0155	-0.0350	-0.0254	0.0193	
	Average	-0.3379	-0.1855	-0.1596	-0.2075	-0.2163	-0.1921	



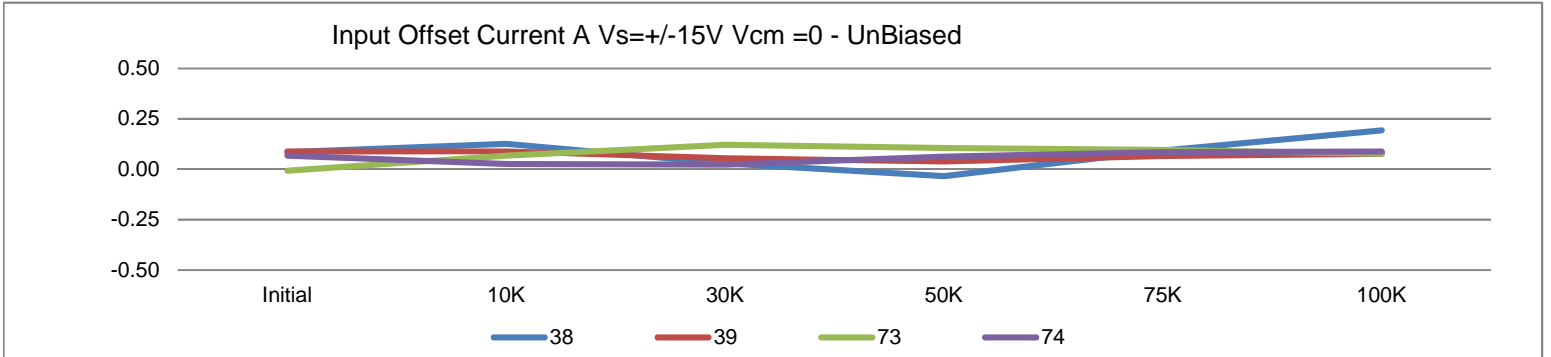
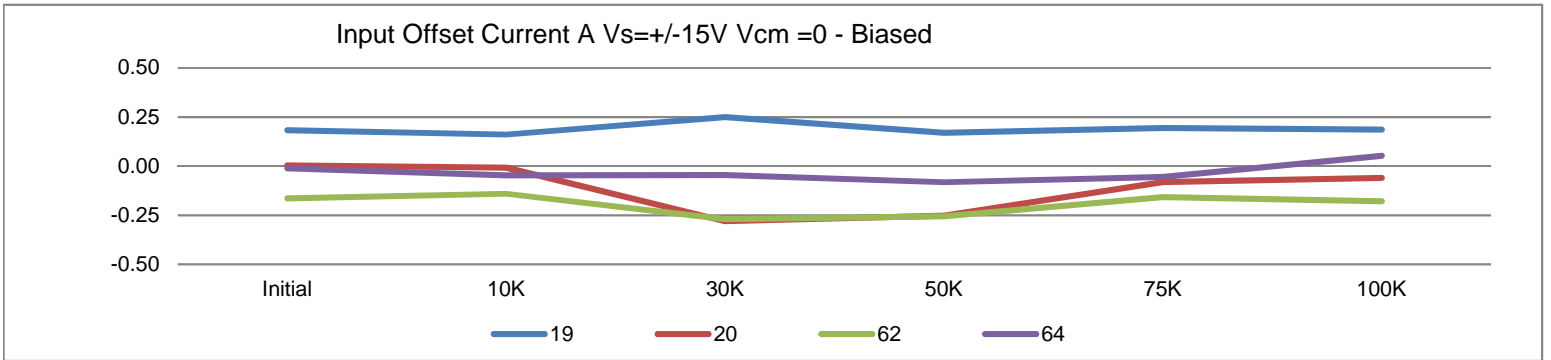
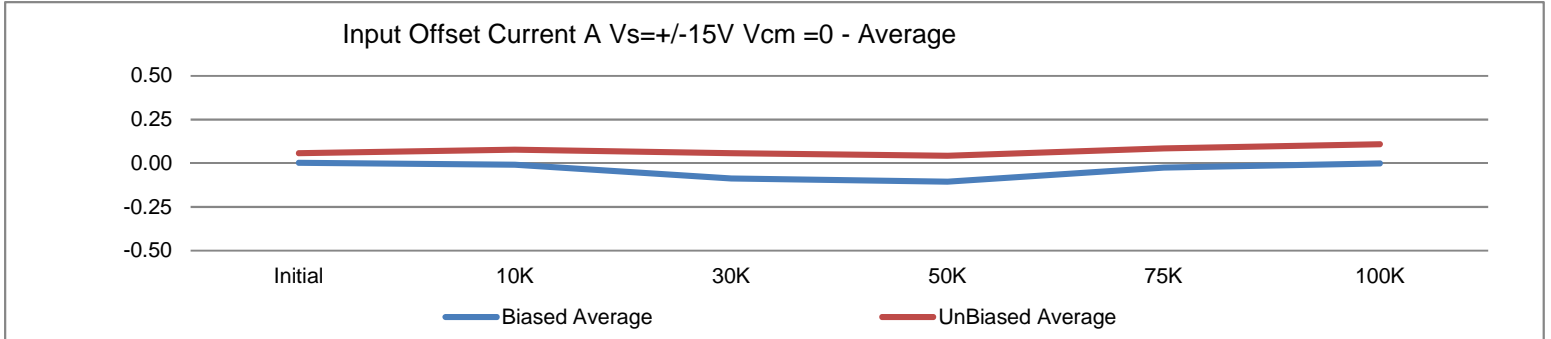
T# 11	-Ib Vsy=+-15V Vcm=0 <> ChanA							nA
SN	Initial	10K	30K	50K	75K	100K	Limit	
Control	17	-0.25104	-0.24803	-0.24711	-0.24826	-0.24731	-0.25222	+/-1
	75	-0.43528	-0.431	-0.43088	-0.43174	-0.43424	-0.43247	
Biased	19	-0.28765	-0.10878	-0.05205	0.01179	0.01179	0.01866	
	20	-0.16615	-0.02114	0.31683	0.32801	0.11236	0.13551	
	62	-0.39752	-0.43748	-0.293	-0.31483	-0.32279	-0.44359	
	64	-0.45104	-0.20496	0.07459	0.11045	0.16368	0.01576	
	Min	-0.4510	-0.4375	-0.2928	-0.3148	-0.3228	-0.4436	
	Max	-0.1662	-0.0211	0.3168	0.3280	0.1637	0.1355	
	Average	-0.3256	-0.1931	0.0116	0.0339	-0.0087	-0.0684	
UnBiased	38	-0.20283	-0.18642	-0.16264	-0.16197	-0.19858	-0.21849	
	39	-0.40517	-0.34172	-0.23782	-0.22455	-0.24158	-0.1979	
	73	-0.38733	-0.33318	-0.35104	-0.33816	-0.30128	-0.2861	
	74	-0.33937	-0.24843	-0.23605	-0.19924	-0.22322	-0.1909	
	Min	-0.4052	-0.3417	-0.3510	-0.3382	-0.3013	-0.2861	
	Max	-0.2028	-0.1864	-0.1626	-0.1620	-0.1986	-0.1909	
	Average	-0.3337	-0.2774	-0.2469	-0.2310	-0.2412	-0.2233	



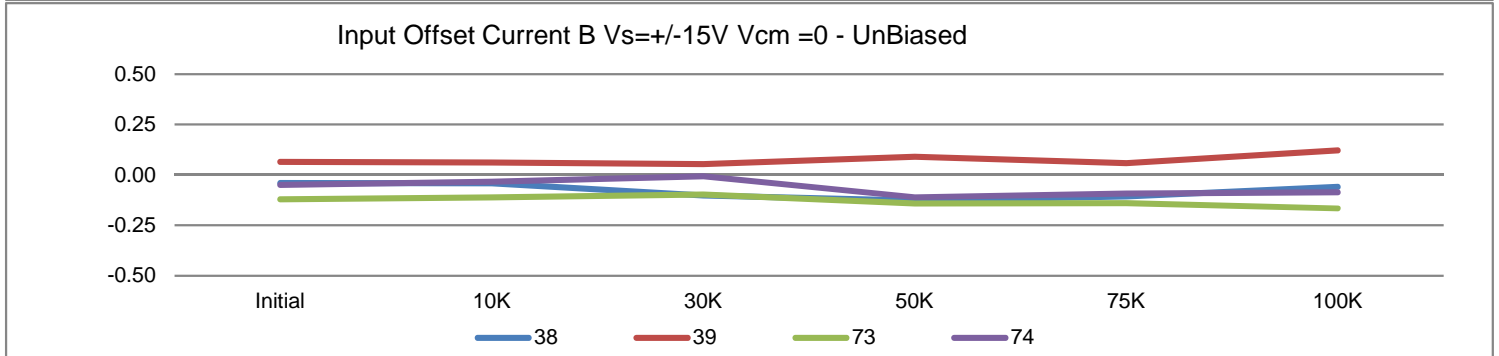
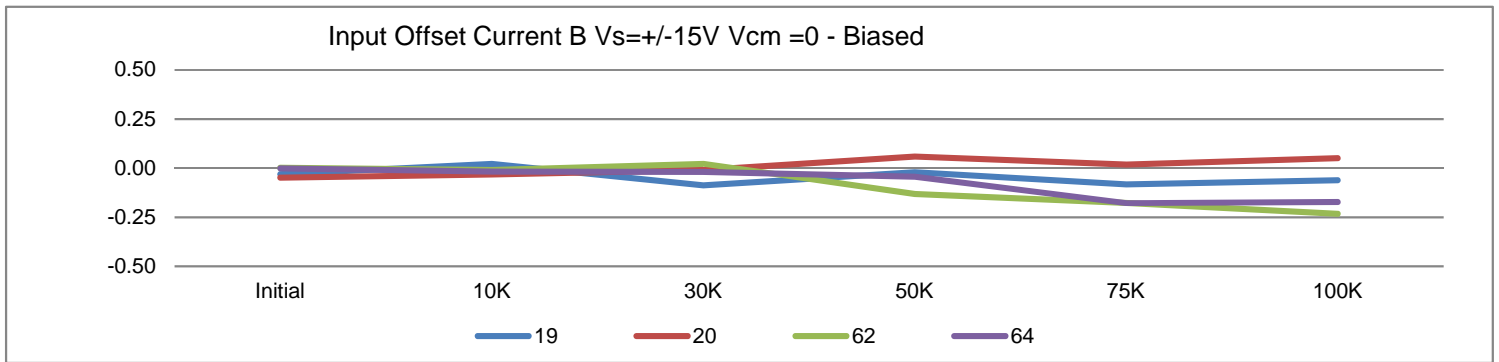
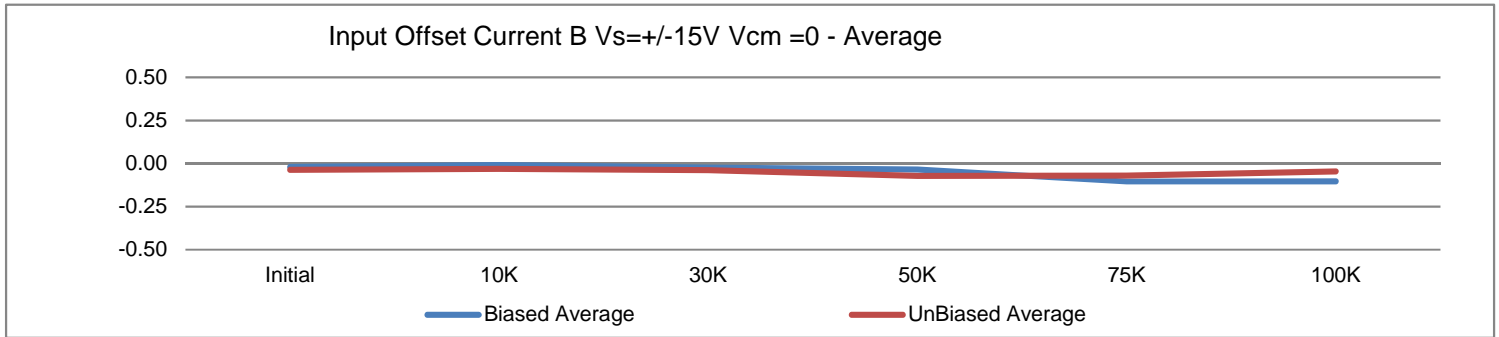
T# 12	-Ib Vsy=+-15V Vcm=0 <> ChanB							nA
SN	Initial	10K	30K	50K	75K	100K	Limit	
Control	17	-0.23642	-0.23688	-0.23631	-0.23579	-0.23369	-0.23738	+/-1
	75	-0.40403	-0.40774	-0.40398	-0.39398	-0.41957	-0.41703	
Biased	19	-0.30954	-0.05072	0.19815	0.1762	0.24909	0.26202	
	20	-0.19925	0.07626	0.20516	0.1866	0.24927	0.28207	
	62	-0.30992	-0.17274	-0.083	0.09183	0.06878	-0.06673	
	64	-0.4239	-0.25815	-0.12532	-0.09966	0.07578	-0.04404	
	Min	-0.4239	-0.2582	-0.1253	-0.0997	0.0688	-0.0667	
	Max	-0.1993	0.0763	0.2052	0.1866	0.2493	0.2821	
	Average	-0.3107	-0.1013	0.0486	0.0887	0.1607	0.1083	
UnBiased	38	-0.32804	-0.14101	-0.04881	-0.12434	-0.17828	-0.15291	
	39	-0.21542	-0.07025	-0.06876	-0.1251	-0.08344	-0.10257	
	73	-0.37566	-0.21155	-0.19439	-0.12506	-0.13397	-0.07586	
	74	-0.28556	-0.19542	-0.17358	-0.16711	-0.18874	-0.24905	
	Min	-0.3757	-0.2116	-0.1944	-0.1671	-0.1887	-0.2491	
	Max	-0.2154	-0.0703	-0.0488	-0.1243	-0.0834	-0.0759	
	Average	-0.3012	-0.1546	-0.1214	-0.1354	-0.1461	-0.1451	



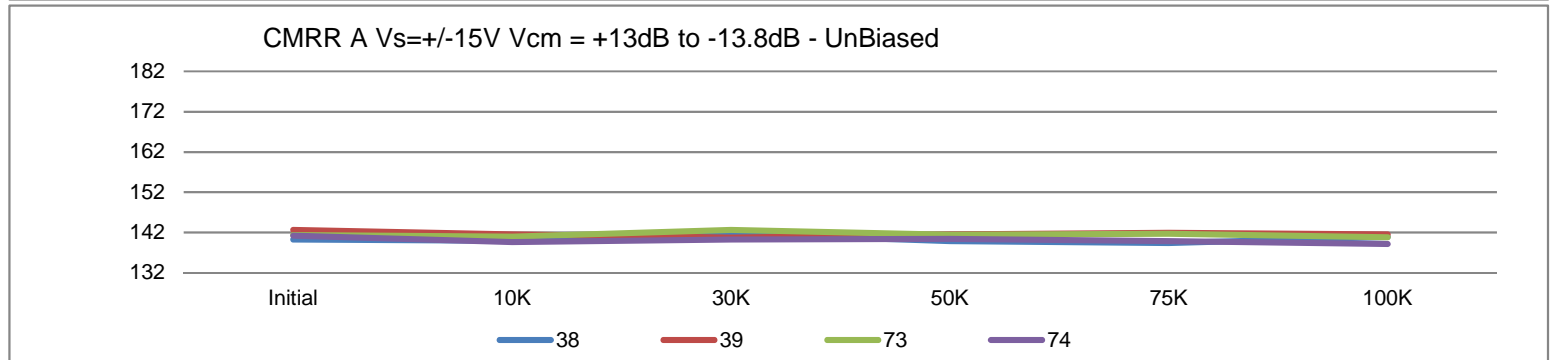
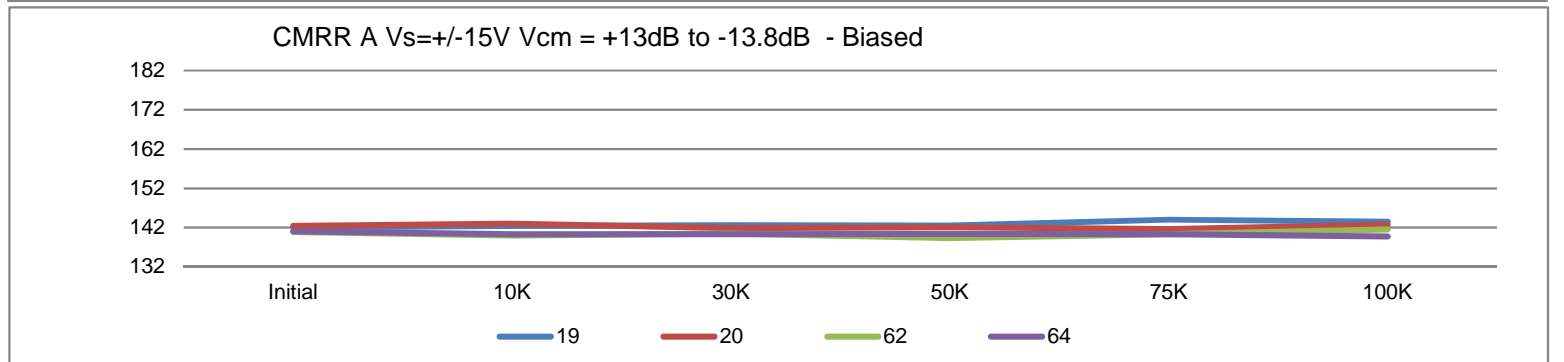
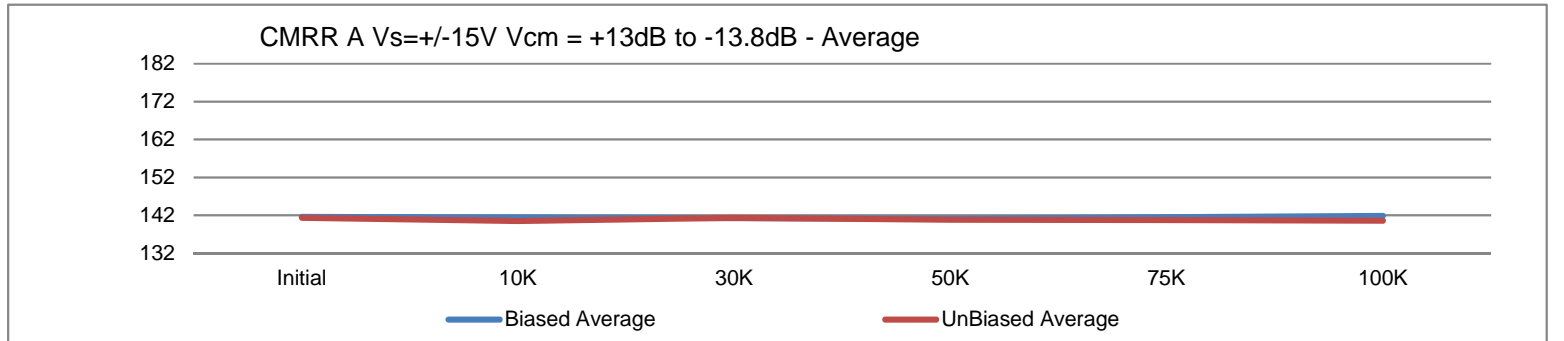
T# 13		Ios Vsy=+-15V Vcm=0 <> ChanA						nA
SN		Initial	10K	30K	50K	75K	100K	Limit
Control	17	0.02468	0.01677	0.00013673	0.02235	0.02364	0.02457	+/-0.5
	75	-0.01941	-0.02451	-0.02443	-0.02067	-0.02112	-0.02406	
Biased	19	0.18277	0.16088	0.25035	0.17001	0.1941	0.18597	
	20	0.0043	-0.0077	-0.28072	-0.25181	-0.08065	-0.06057	
	62	-0.16503	-0.14068	-0.270	-0.25512	-0.15767	-0.17883	
	64	-0.01094	-0.04667	-0.04494	-0.08208	-0.05467	0.05305	
	Min	-0.1650	-0.1407	-0.2807	-0.2551	-0.1577	-0.1788	
	Max	0.1828	0.1609	0.2504	0.1700	0.1941	0.1860	
	Average	0.0028	-0.0085	-0.0864	-0.1048	-0.0247	-0.0001	
UnBiased	38	0.08471	0.1266	0.03012	-0.03343	0.09303	0.19378	
	39	0.08813	0.08922	0.05581	0.0387	0.06645	0.07763	
	73	-0.00634	0.06743	0.12218	0.1058	0.0963	0.07732	
	74	0.06807	0.02749	0.02397	0.06392	0.08624	0.08835	
	Min	-0.0063	0.0275	0.0240	-0.0334	0.0665	0.0773	
	Max	0.0881	0.1266	0.1222	0.1058	0.0963	0.1938	
	Average	0.0586	0.0777	0.0580	0.0437	0.0855	0.1093	



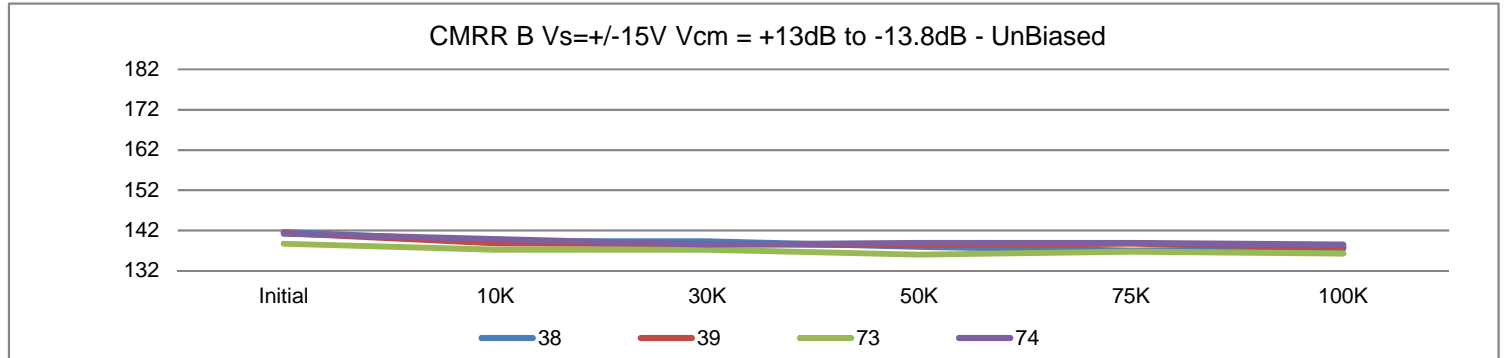
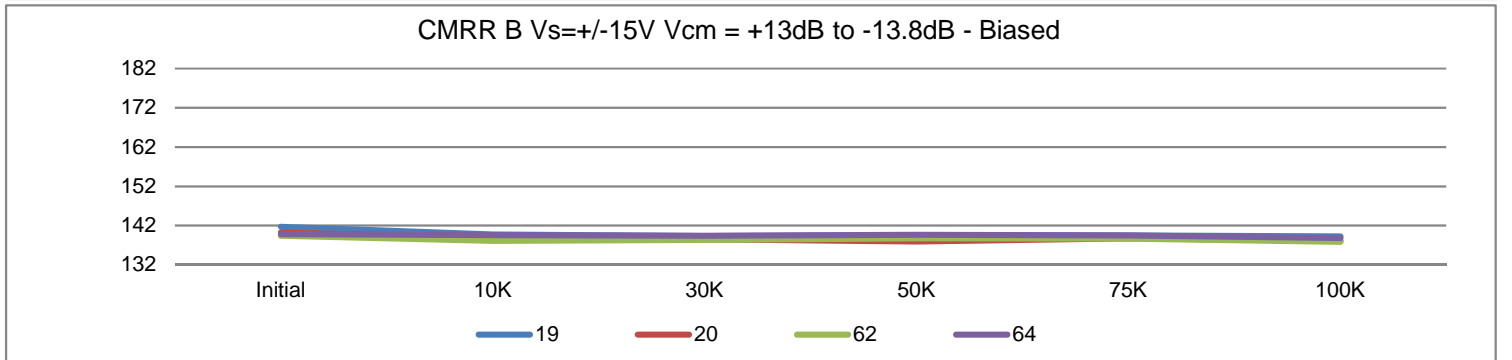
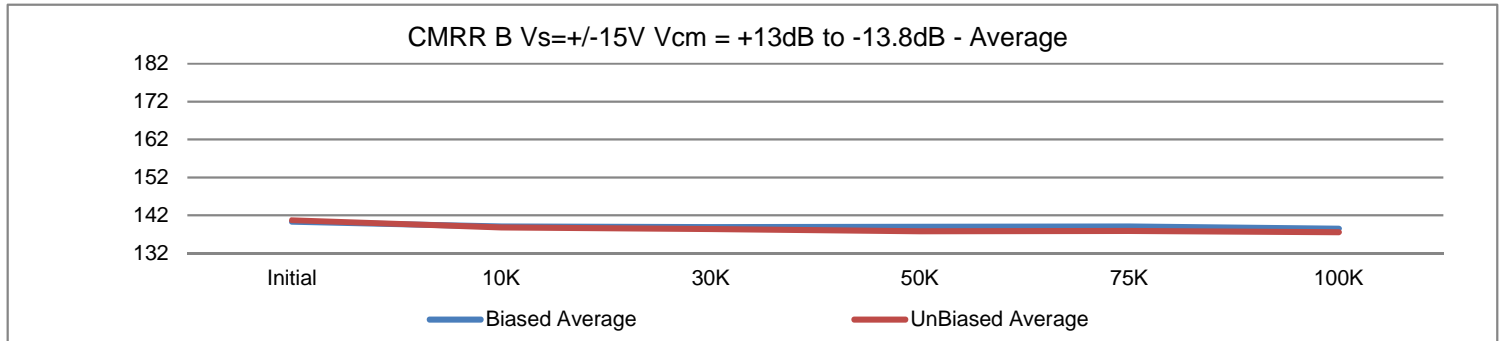
T# 14		Ios Vsy=+-15V Vcm=0 <> ChanB						nA
SN		Initial	10K	30K	50K	75K	100K	Limit
Control	17	-0.06338	-0.05916	-0.06488	-0.05829	-0.06159	-0.05937	+/-0.5
	75	-0.0242	-0.02244	-0.01922	-0.02125	-0.02471	-0.01935	
Biased	19	-0.03119	0.02191	-0.08734	-0.02122	-0.08306	-0.06109	
	20	-0.04829	-0.03143	-0.00975	0.059	0.01825	0.05027	
	62	0.00156	-0.009	0.022	-0.13146	-0.177	-0.2327	
	64	-0.0008662	-0.01682	-0.01946	-0.04346	-0.17791	-0.17253	
	Min	-0.0483	-0.0314	-0.0873	-0.1315	-0.1779	-0.2327	
	Max	0.0016	0.0219	0.0221	0.0590	0.0183	0.0503	
	Average	-0.0197	-0.0088	-0.0236	-0.0343	-0.1049	-0.1040	
UnBiased	38	-0.04038	-0.04182	-0.10219	-0.12697	-0.10685	-0.05806	
	39	0.06433	0.0625	0.05327	0.09009	0.05808	0.12182	
	73	-0.12094	-0.11112	-0.09704	-0.14119	-0.13901	-0.16598	
	74	-0.04973	-0.03335	-0.00673	-0.11027	-0.09291	-0.08568	
	Min	-0.1209	-0.1111	-0.1022	-0.1412	-0.1390	-0.1660	
	Max	0.0643	0.0625	0.0533	0.0901	0.0581	0.1218	
	Average	-0.0367	-0.0309	-0.0382	-0.0721	-0.0702	-0.0470	



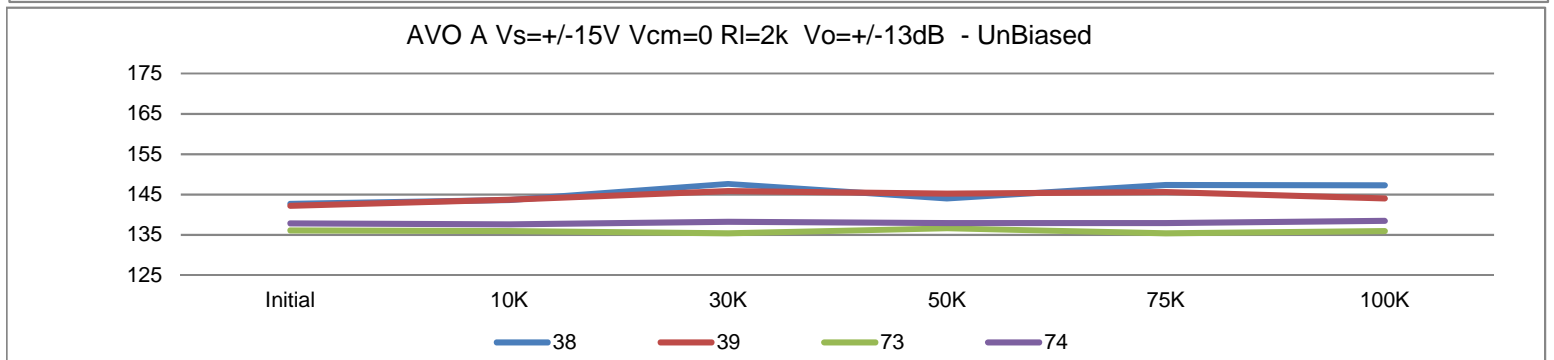
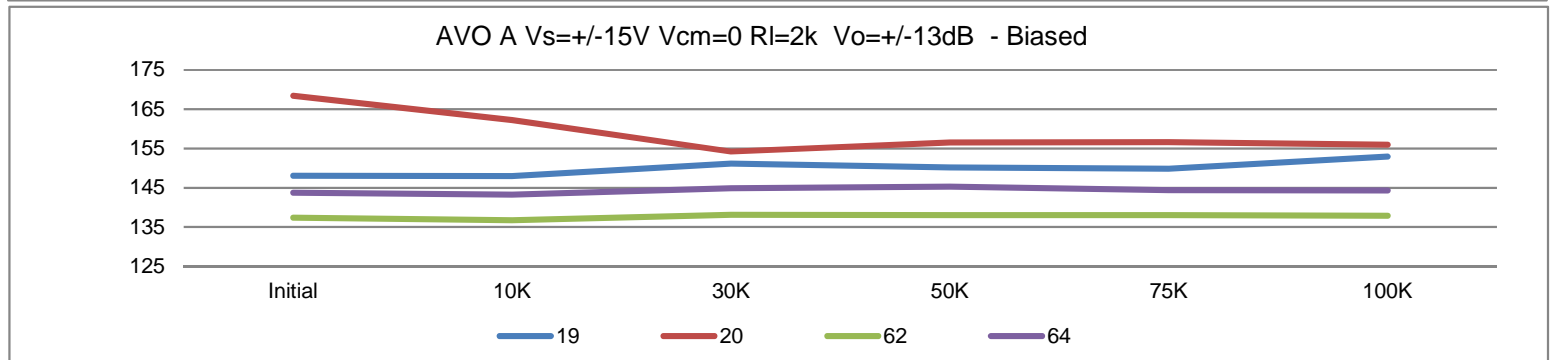
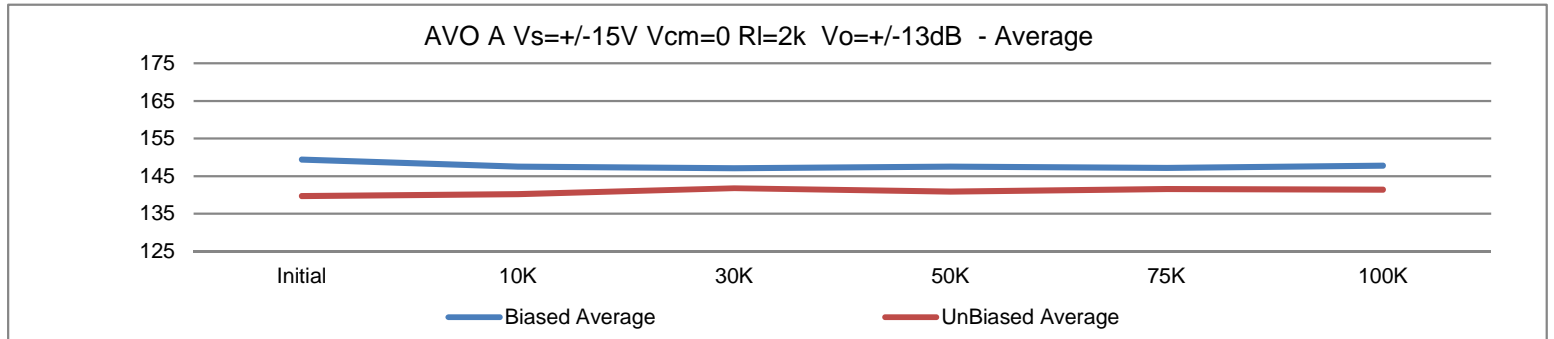
	T# 15	Cmrr Vsy=+-15V Vcm=+13_-13.8 dB <> ChanA						dB
	SN	Initial	10K	30K	50K	75K	100K	Limit
Control	17	139.34485	139.793	139.8224	139.62691	139.83098	139.60576	>132
	75	139.4528	138.95187	139.42165	138.99406	139.46251	139.20166	
Biased	19	142.04756	142.46529	142.59126	142.50426	144.01958	143.50468	
	20	142.41692	142.99956	141.88496	142.09692	141.59497	142.77888	
	62	140.87624	140.01764	140.476	139.35307	140.34161	141.54094	
	64	141.05577	140.29807	140.30626	140.35805	140.3145	139.74603	
	Min	140.8762	140.0176	140.3063	139.3531	140.3145	139.7460	
	Max	142.4169	142.9996	142.5913	142.5043	144.0196	143.5047	
	Average	141.5991	141.4451	141.3146	141.0781	141.5677	141.8926	
UnBiased	38	140.26765	139.95444	141.67708	139.88544	139.39877	140.92984	
	39	142.65211	141.53711	140.79868	141.56929	141.93332	141.55891	
	73	141.40773	141.02811	142.64583	141.45439	141.74265	140.82913	
	74	141.23544	139.63451	140.30379	140.40021	139.86598	139.15414	
	Min	140.2677	139.6345	140.3038	139.8854	139.3988	139.1541	
	Max	142.6521	141.5371	142.6458	141.5693	141.9333	141.5589	
	Average	141.3907	140.5385	141.3563	140.8273	140.7352	140.6180	



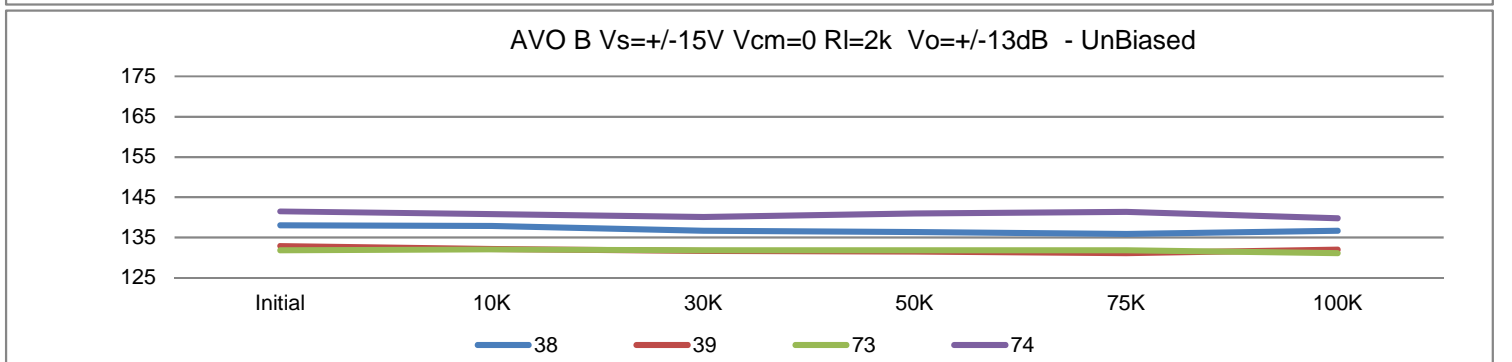
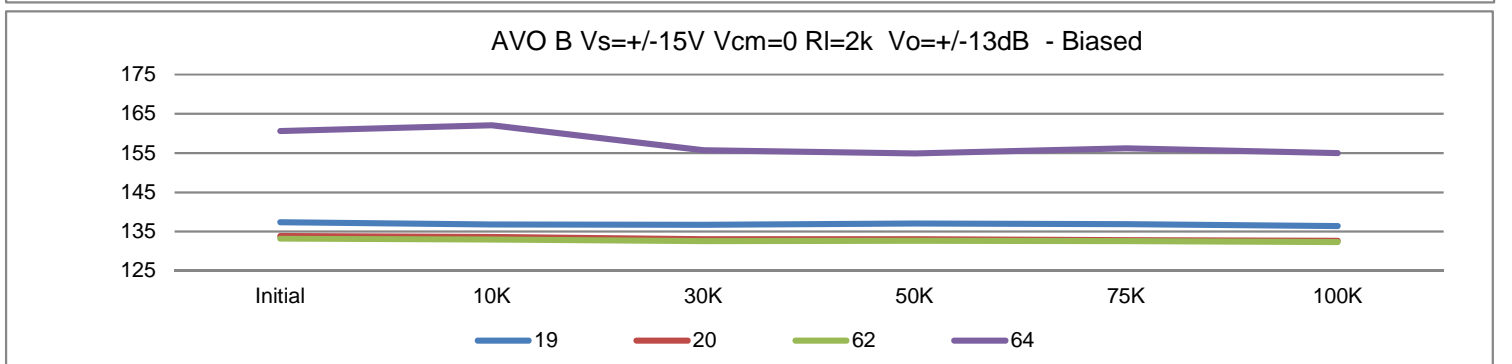
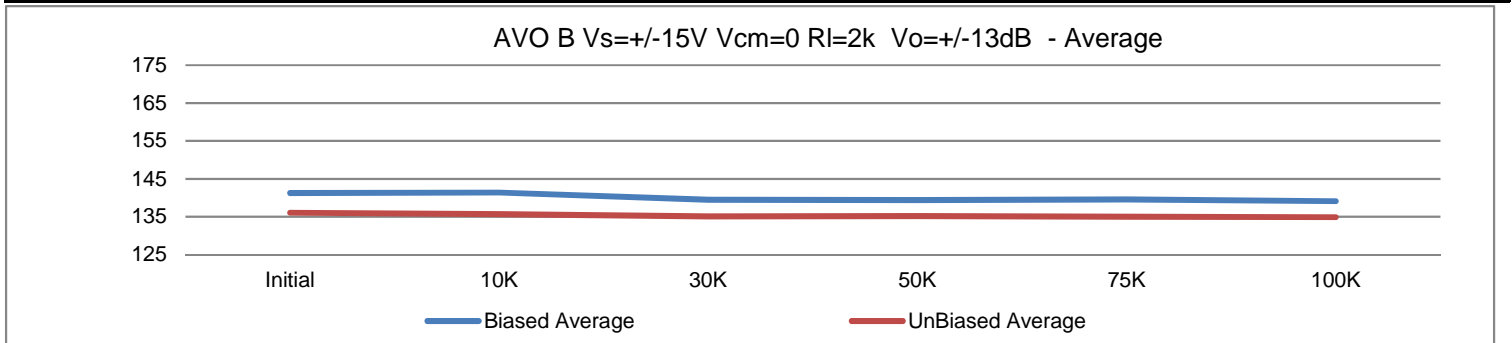
T# 16	Cmrr Vsy=+-15V Vcm=+13_-13.8 dB <> ChanB							dB
SN	Initial	10K	30K	50K	75K	100K	Limit	
Control	17	140.08806	139.39641	139.519	139.4653	139.35336	139.30652	>132
	75	139.61	139.61908	139.49658	139.64334	139.54634	139.42931	
Biased	19	141.69168	139.71498	139.3486	139.56927	139.49545	139.29193	
	20	140.24443	138.95137	138.54004	137.90973	138.75424	138.12088	
	62	139.40527	138.09317	138.350	138.74908	138.65208	137.88155	
	64	139.8515	139.55875	139.40897	139.70427	139.5336	138.81544	
	Min	139.4053	138.0932	138.3503	137.9097	138.6521	137.8816	
	Max	141.6917	139.7150	139.4090	139.7043	139.5336	139.2919	
	Average	140.2982	139.0796	138.9120	138.9831	139.1088	138.5275	
UnBiased	38	141.59708	139.35519	139.29593	137.99657	137.02995	137.6143	
	39	141.39603	138.84479	138.64427	138.38239	138.77345	137.8315	
	73	138.73131	137.24284	137.23766	136.03091	136.78296	136.30804	
	74	141.20029	139.84917	138.51668	138.94786	138.91676	138.50305	
	Min	138.7313	137.2428	137.2377	136.0309	136.7830	136.3080	
	Max	141.5971	139.8492	139.2959	138.9479	138.9168	138.5031	
	Average	140.7312	138.8230	138.4236	137.8394	137.8758	137.5642	



T# 17		Avo Vsy=+-15V Vcm=0 RI=2k Vo=+-13 dB <> ChanA						dB
SN		Initial	10K	30K	50K	75K	100K	Limit
Control	17	138.96571	139.39482	139.25296	139.45514	139.37967	139.17923	>125
	75	135.2076	135.14301	135.14627	134.85138	135.12814	135.03369	
Biased	19	148.09937	147.97809	151.19073	150.22308	149.88828	152.9453	
	20	168.43961	162.24843	154.20969	156.55077	156.63899	156.00876	
	62	137.4258	136.74763	138.093	138.05643	138.00705	137.84326	
	64	143.71242	143.25446	144.90071	145.32085	144.39114	144.34798	
	Min	137.4258	136.7476	138.0930	138.0564	138.0071	137.8433	
	Max	168.4396	162.2484	154.2097	156.5508	156.6390	156.0088	
	Average	149.4193	147.5572	147.0985	147.5378	147.2314	147.7863	
UnBiased	38	142.71608	143.6315	147.64922	143.99718	147.34949	147.31912	
	39	142.21031	143.70741	145.84348	145.22058	145.61322	144.04388	
	73	136.07335	135.96094	135.41295	136.62178	135.41829	135.92212	
	74	137.87572	137.57999	138.27635	137.94498	137.90456	138.45003	
	Min	136.0734	135.9609	135.4130	136.6218	135.4183	135.9221	
	Max	142.7161	143.7074	147.6492	145.2206	147.3495	147.3191	
	Average	139.7189	140.2200	141.7955	140.9461	141.5714	141.4338	

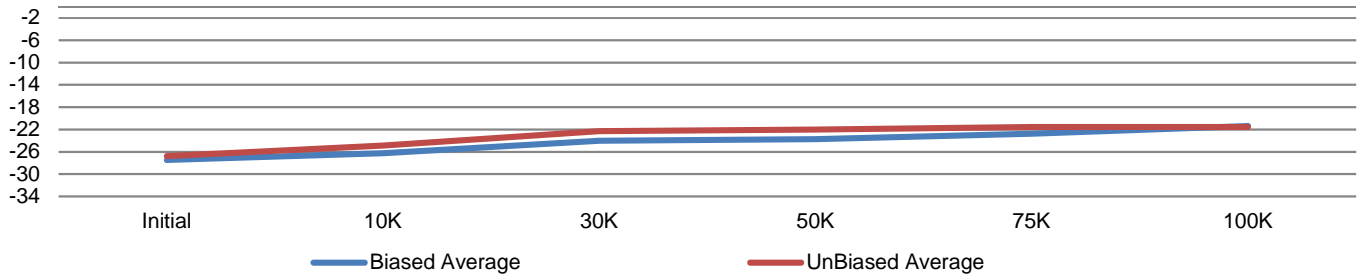


T# 18		Avo Vsy=+-15V Vcm=0 RI=2k Vo=+-13 dB <> ChanB						dB
SN		Initial	10K	30K	50K	75K	100K	Limit
Control	17	132.34033	132.2502	132.21187	132.11465	132.14433	132.01433	>125
	75	134.70035	134.69592	134.69238	134.8185	134.70204	134.58458	
Biased	19	137.41176	136.8148	136.75513	137.08153	136.87924	136.4274	
	20	133.85551	133.67601	133.09895	133.09195	132.83598	132.69072	
	62	133.19299	133.01685	132.607	132.62628	132.57346	132.35945	
	64	160.61269	162.10754	155.72073	154.94466	156.21289	154.99069	
	Min	133.1930	133.0169	132.6075	132.6263	132.5735	132.3595	
	Max	160.6127	162.1075	155.7207	154.9447	156.2129	154.9907	
	Average	141.2682	141.4038	139.5456	139.4361	139.6254	139.1171	
UnBiased	38	138.06303	137.89494	136.66026	136.3721	135.92519	136.68675	
	39	132.9241	132.15817	131.71306	131.50827	131.10539	132.04494	
	73	131.8622	132.05142	131.87755	131.85486	131.8613	131.10159	
	74	141.49001	140.81981	140.12126	140.99994	141.37312	139.78201	
	Min	131.8622	132.0514	131.7131	131.5083	131.1054	131.1016	
	Max	141.4900	140.8198	140.1213	140.9999	141.3731	139.7820	
	Average	136.0848	135.7311	135.0930	135.1838	135.0663	134.9038	

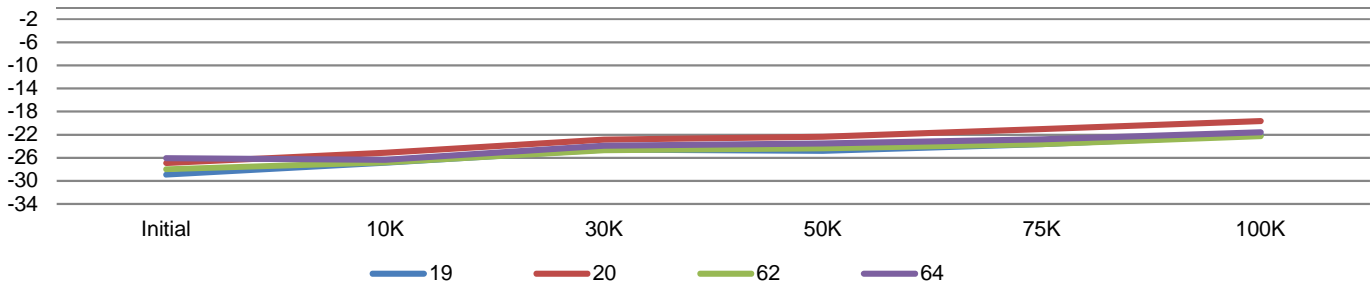


T# 19		Isc Vsy=30V Vcm=Vsy/2 Source ChanA						mA
SN		Initial	10K	30K	50K	75K	100K	Limit
Control	17	-27.63298	-26.76048	-26.69827	-26.50543	-26.56091	-26.46137	>-34
	75	-23.53186	-23.60029	-23.73093	-24.31569	-23.27621	-23.73034	
Biased	19	-28.92697	-26.84135	-24.56452	-24.80713	-23.64325	-22.03822	
	20	-26.91755	-25.1244	-22.86623	-22.33124	-21.03664	-19.64312	
	62	-27.99221	-26.78536	-24.689	-24.34057	-23.64947	-22.24351	
	64	-26.08241	-26.35613	-23.92999	-23.52564	-22.77852	-21.59031	
	Min	-28.92697	-26.84135	-24.68894	-24.80713	-23.64947	-22.24351	
	Max	-26.08241	-25.1244	-22.86623	-22.33124	-21.03664	-19.64312	
	Average	-27.479785	-26.27681	-24.012	-23.751145	-22.77697	-21.37879	
UnBiased	38	-27.02331	-24.94399	-21.54741	-21.13683	-20.91222	-20.98687	
	39	-27.20372	-24.5272	-21.23015	-21.07462	-21.16728	-21.18594	
	73	-24.07307	-22.66716	-21.10573	-21.19904	-21.2046	-21.06152	
	74	-28.76359	-27.25815	-25.18661	-24.59563	-22.95271	-23.02736	
	Min	-28.76359	-27.25815	-25.18661	-24.59563	-22.95271	-23.02736	
	Max	-24.07307	-22.66716	-21.10573	-21.07462	-20.91222	-20.98687	
	Average	-26.7659225	-24.849125	-22.267	-22.00153	-21.5592025	-21.5654225	

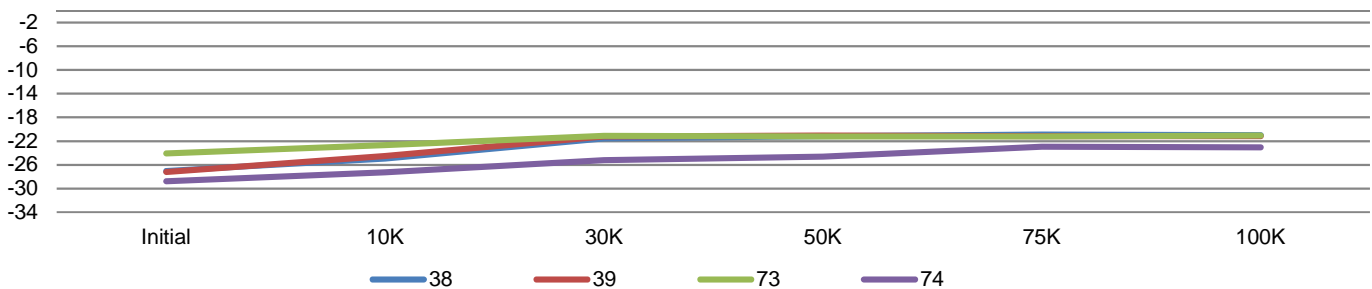
+Short Circuit Current A Vs=+-15V - Average



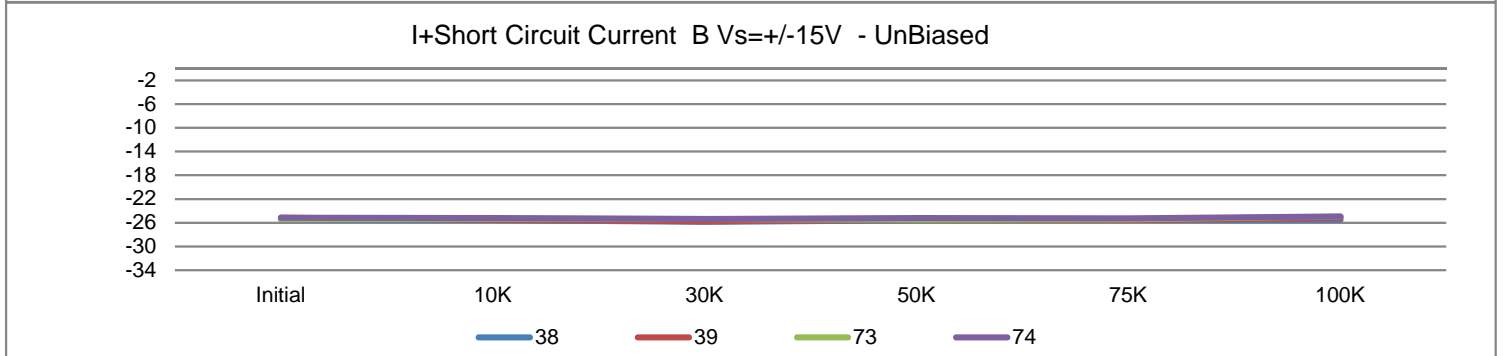
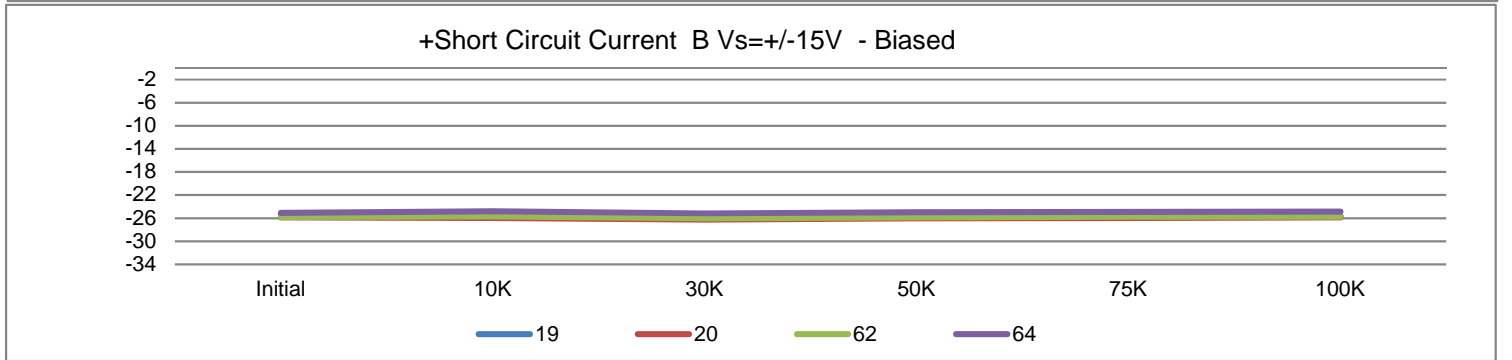
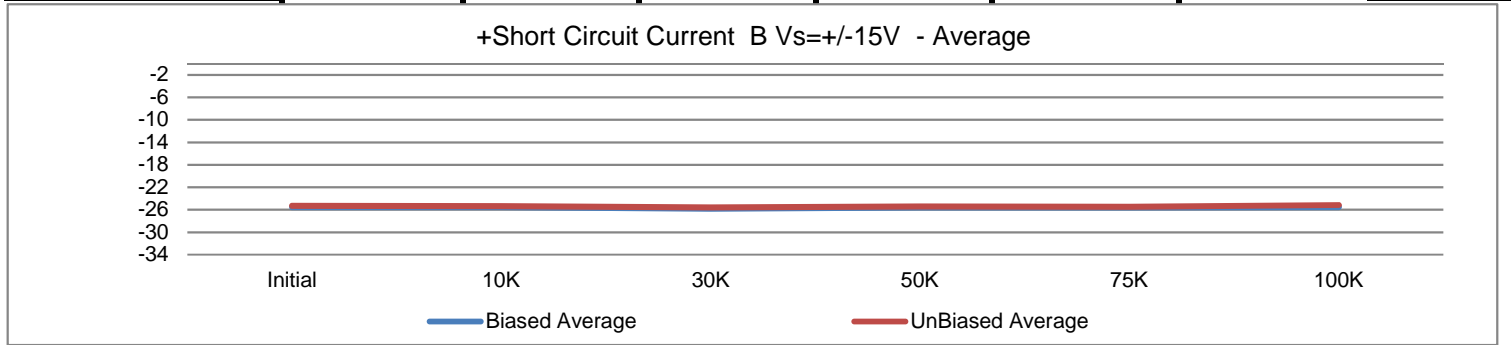
+Short Circuit Current A Vs=+-15V - Biased



+Short Circuit Current A Vs=+-15V - UnBiased

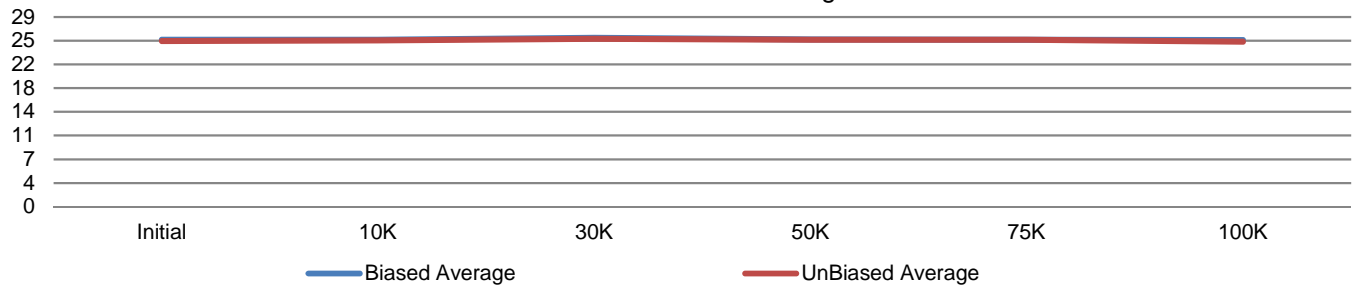


T# 20		Isc Vsy=30V Vcm=Vsy/2 Source ChanB						mA
SN		Initial	10K	30K	50K	75K	100K	Limit
Control	17	-25.24363	-25.44521	-25.44521	-25.49521	-25.48368	-25.47743	>-34
	75	-25.62021	-25.59521	-25.56396	-25.42021	-25.68993	-25.56493	
Biased	19	-25.43113	-25.66396	-25.92021	-25.59521	-25.55868	-25.60243	
	20	-25.86239	-25.98896	-26.23896	-25.99521	-25.98994	-25.85244	
	62	-25.79521	-25.70771	-26.058	-25.83271	-25.75243	-25.73993	
	64	-25.07646	-24.81396	-25.15771	-24.98271	-24.91492	-24.84617	
	Min	-25.86239	-25.98896	-26.23896	-25.99521	-25.98994	-25.85244	
	Max	-25.07646	-24.81396	-25.15771	-24.98271	-24.91492	-24.84617	
	Average	-25.5412975	-25.5436475	-25.844	-25.60146	-25.5539925	-25.5102425	
UnBiased	38	-25.37488	-25.50771	-25.85146	-25.58896	-25.52743	-25.50868	
	39	-25.16863	-25.45771	-25.77646	-25.46396	-25.51493	-25.20243	
	73	-25.37021	-25.30771	-25.34521	-25.47646	-25.44618	-24.95867	
	74	-25.17646	-25.20146	-25.36396	-25.22021	-25.28368	-24.93367	
	Min	-25.37488	-25.50771	-25.85146	-25.58896	-25.52743	-25.50868	
	Max	-25.16863	-25.20146	-25.34521	-25.22021	-25.28368	-24.93367	
	Average	-25.272545	-25.3686475	-25.584	-25.4373975	-25.443055	-25.1508625	

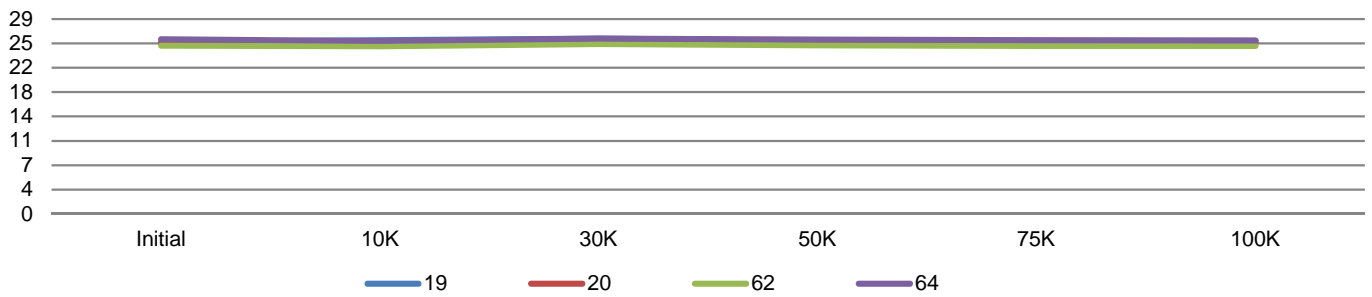


T# 21	Isc Vsy=30V Vcm=Vsy/2 Sink <> ChanA						mA	
SN	Initial	10K	30K	50K	75K	100K	Limit	
Control	17	25.1966	25.38889	25.41378	25.43866	25.43446	25.45312	<29
	75	25.89278	25.8679	25.84301	25.68749	25.96325	25.84505	
Biased	19	25.42055	25.66883	25.93011	25.58174	25.55888	25.59621	
	20	25.25258	25.36401	25.61284	25.39511	25.37225	25.24783	
	62	24.86012	24.78547	25.115	24.91611	24.81858	24.80613	
	64	25.83057	25.55685	25.91144	25.7497	25.66464	25.62109	
	Min	24.8601	24.7855	25.1152	24.9161	24.8186	24.8061	
	Max	25.8306	25.6688	25.9301	25.7497	25.6646	25.6211	
	Average	25.3410	25.3438	25.6424	25.4107	25.3536	25.3178	
UnBiased	38	25.28991	25.43244	25.76214	25.50709	25.42824	25.42202	
	39	25.21526	25.49465	25.81813	25.51953	25.53399	25.22917	
	73	25.2707	25.20849	25.24581	25.35779	25.34114	24.86834	
	74	24.93477	24.95965	25.12139	24.96587	25.03631	24.68793	
	Min	24.9348	24.9597	25.1214	24.9659	25.0363	24.6879	
	Max	25.2899	25.4947	25.8181	25.5195	25.5340	25.4220	
	Average	25.1777	25.2738	25.4869	25.3376	25.3349	25.0519	

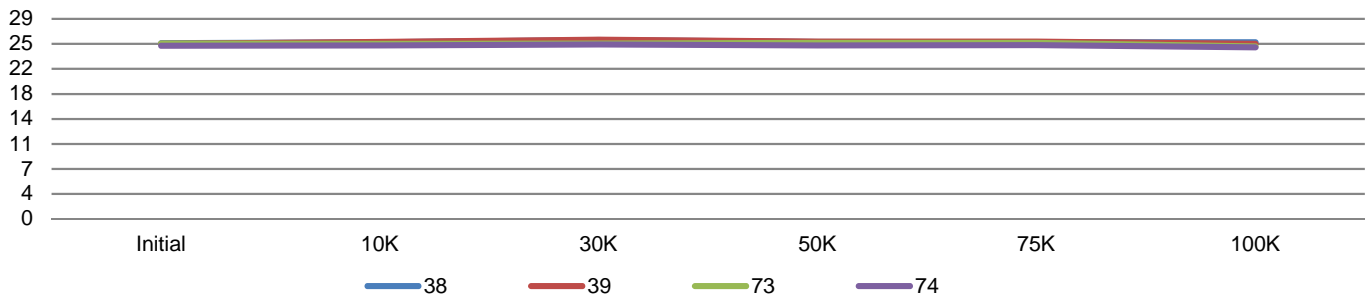
-Short Circuit Current A Vs=+/-15V - Average



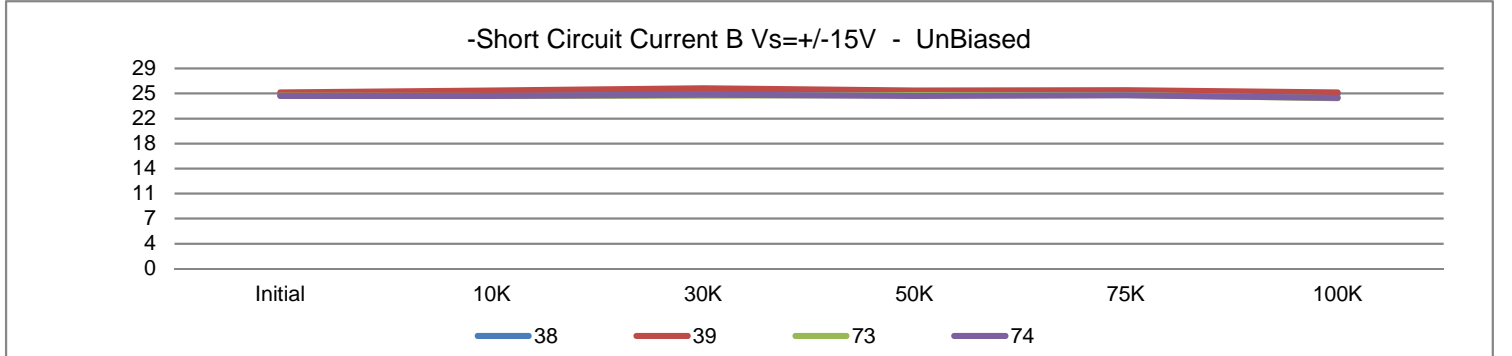
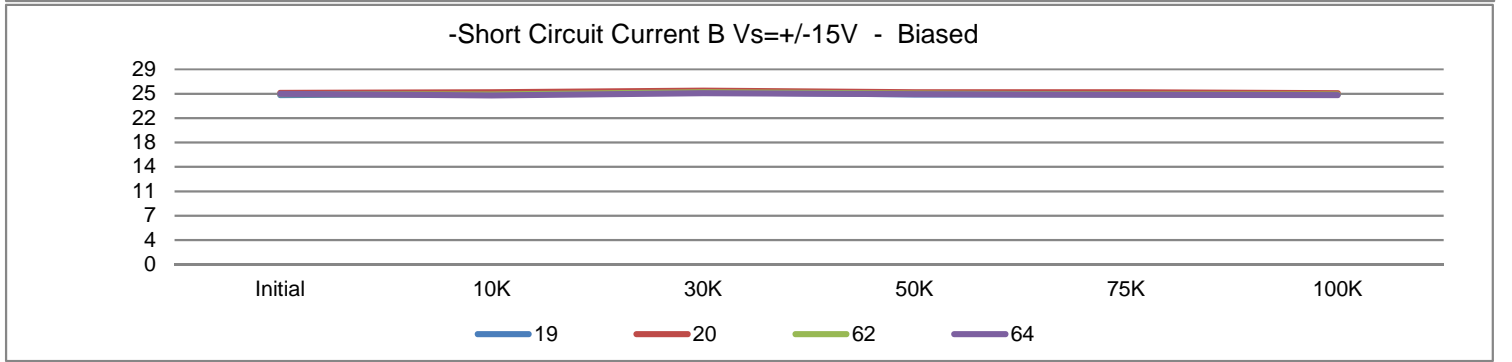
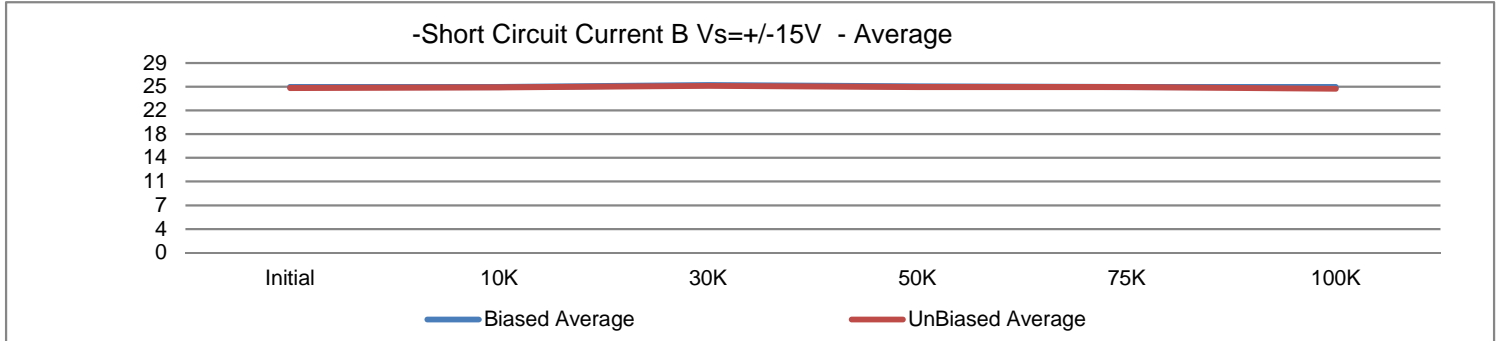
-Short Circuit Current A Vs=+/-15V - Biased



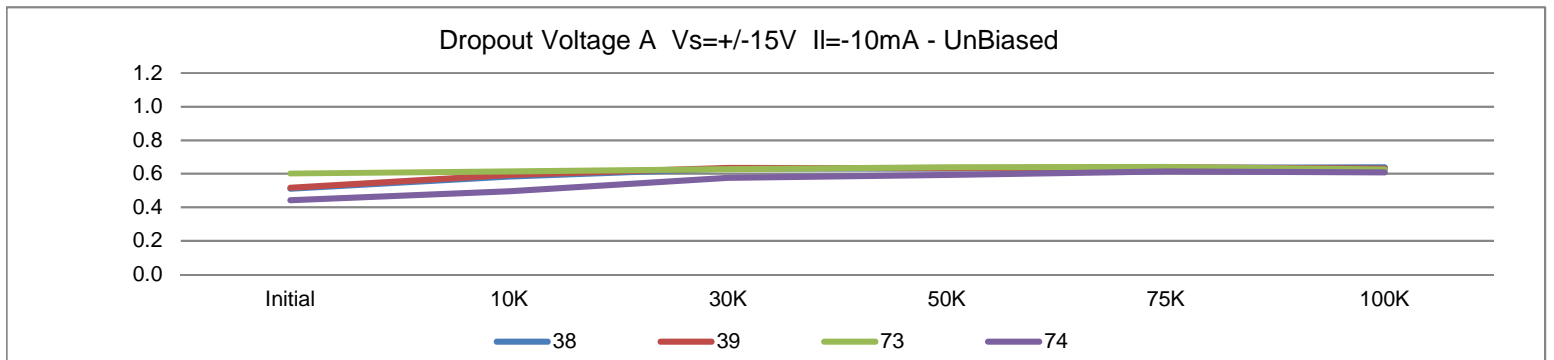
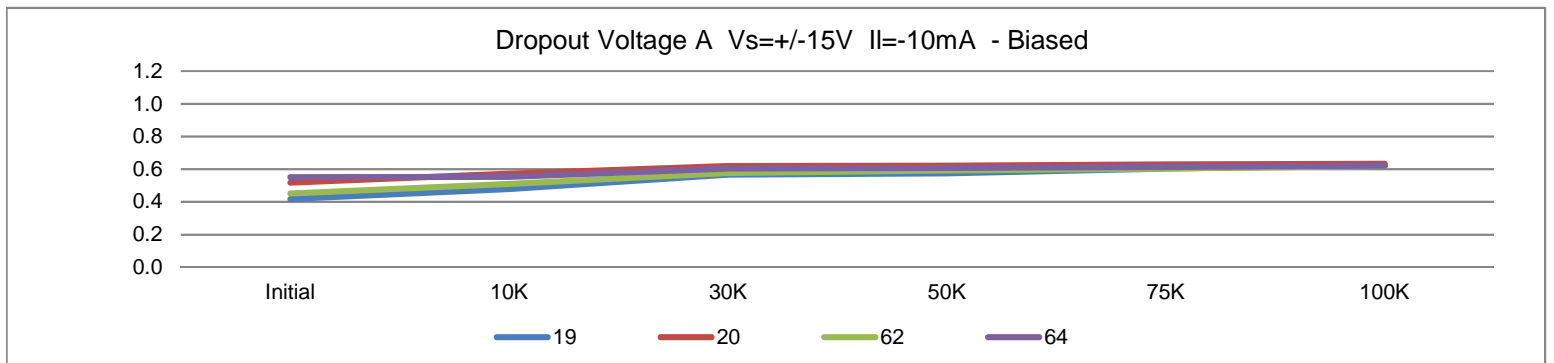
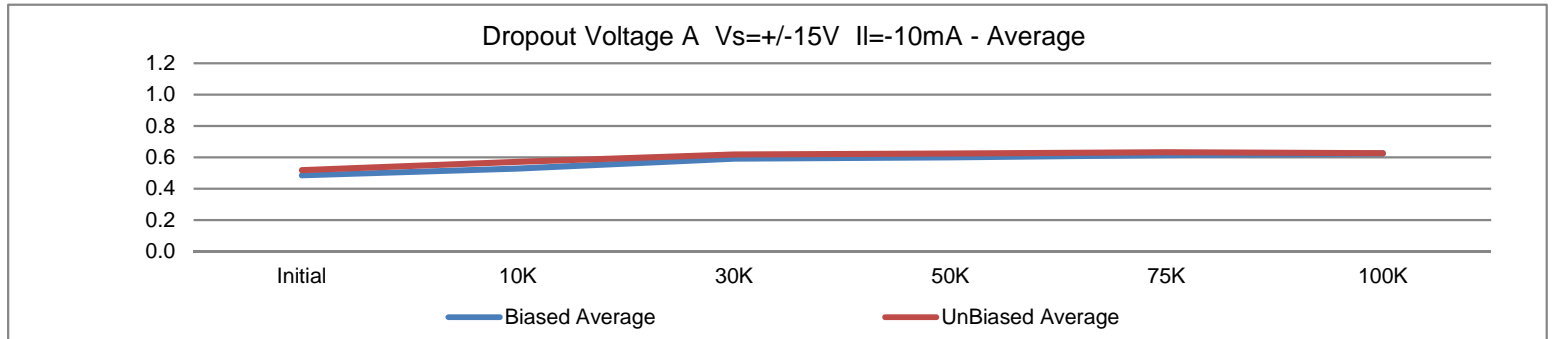
-Short Circuit Current A Vs=+/-15V - UnBiased



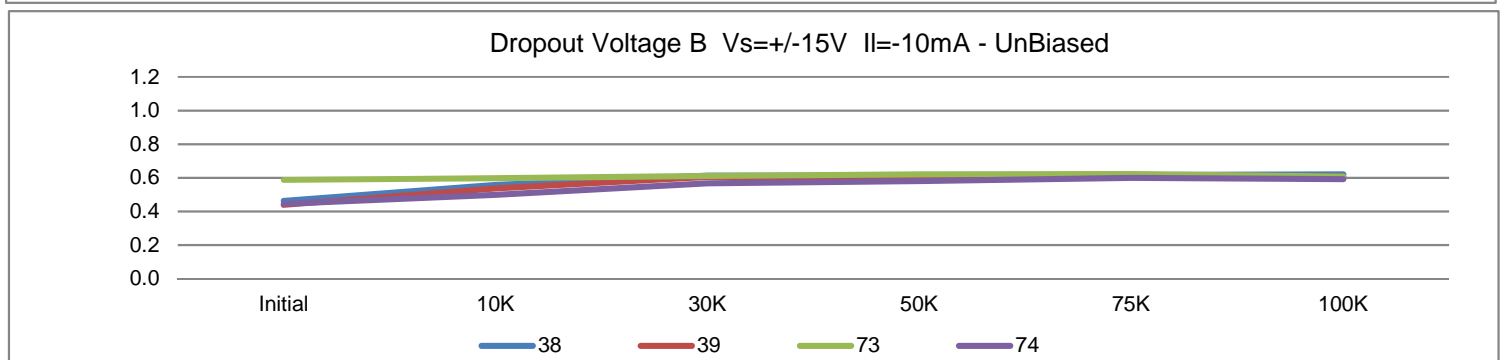
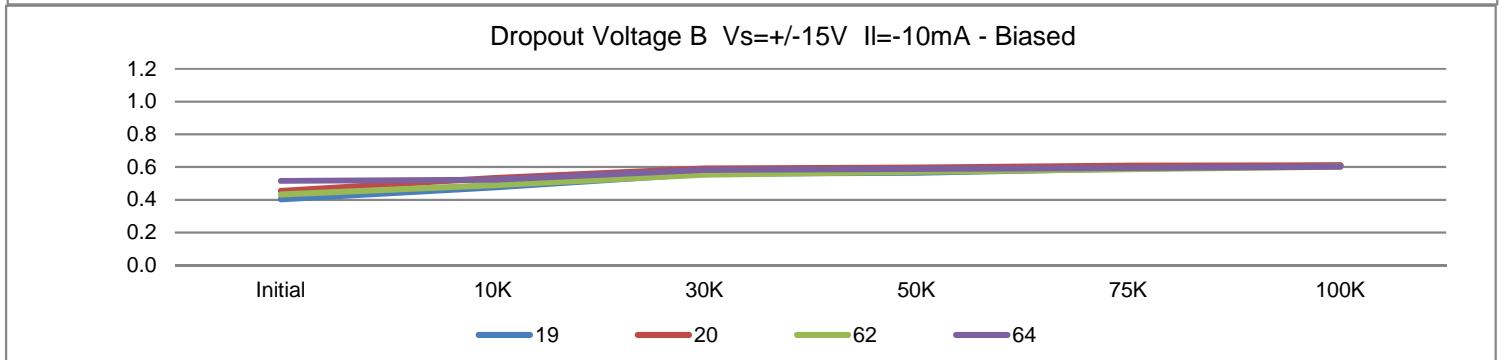
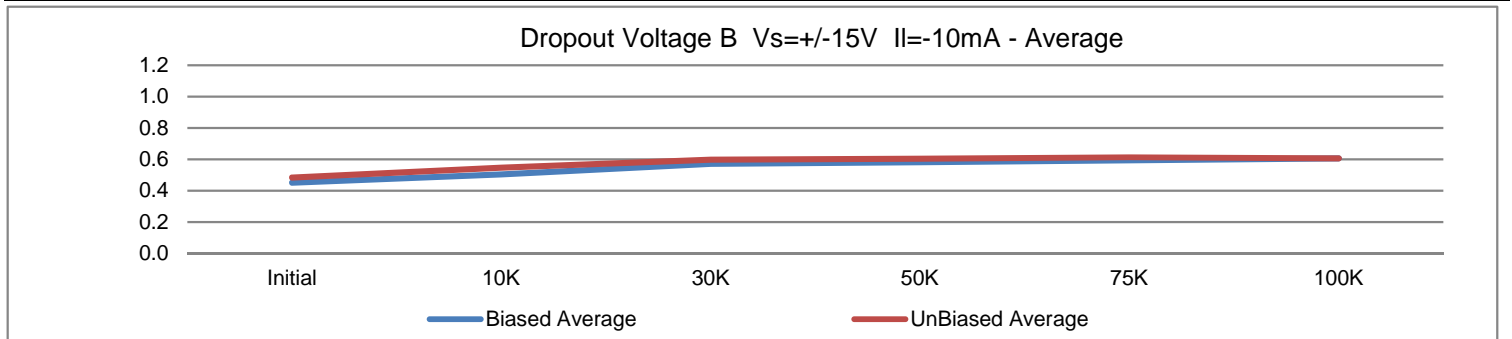
T# 22		Isc Vsy=30V Vcm=Vsy/2 Sink <> ChanB						mA
SN		Initial	10K	30K	50K	75K	100K	Limit
Control	17	25.20695	25.38616	25.41116	25.43616	25.43597	25.44847	<29
	75	24.96741	24.94866	24.91741	24.77366	25.02971	24.92346	
Biased	19	24.98194	25.19866	25.44241	25.11116	25.09846	25.12346	
	20	25.31945	25.41116	25.66116	25.45491	25.43597	25.29847	
	62	25.17366	25.09241	25.424	25.22366	25.11721	25.11096	
	64	25.20491	24.94866	25.28616	25.13616	25.04221	25.00471	
	Min	24.9819	24.9487	25.2862	25.1112	25.0422	25.0047	
	Max	25.3195	25.4112	25.6612	25.4549	25.4360	25.2985	
	Average	25.1700	25.1627	25.4533	25.2315	25.1735	25.1344	
UnBiased	38	25.0007	25.11741	25.44866	25.19866	25.11721	25.10471	
	39	25.35695	25.61116	25.93616	25.63616	25.65472	25.34221	
	73	24.89866	24.83616	24.87366	24.99241	24.96721	24.5172	
	74	24.82991	24.86116	25.01741	24.86116	24.91721	24.5797	
	Min	24.8299	24.8362	24.8737	24.8612	24.9172	24.5172	
	Max	25.3570	25.6112	25.9362	25.6362	25.6547	25.3422	
	Average	25.0216	25.1065	25.3190	25.1721	25.1641	24.8860	



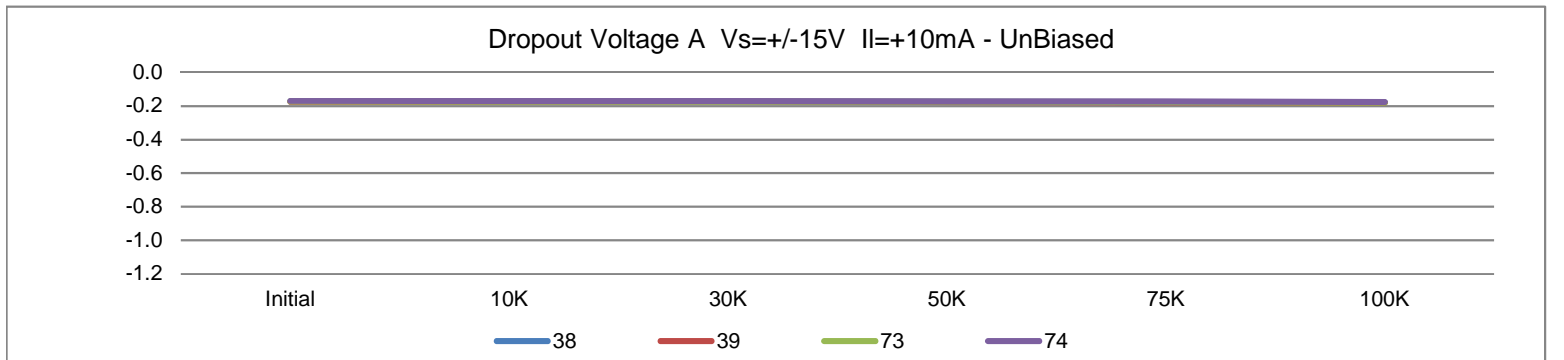
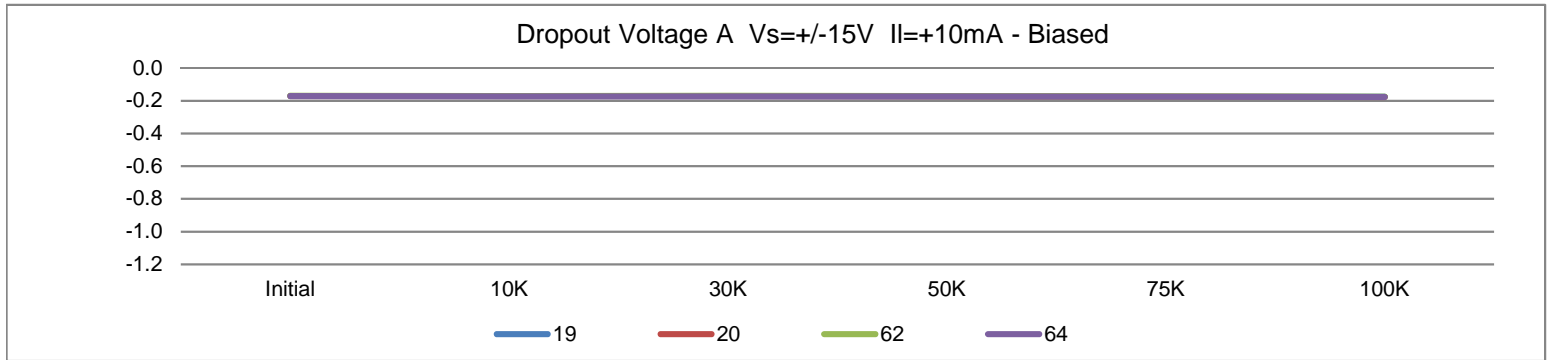
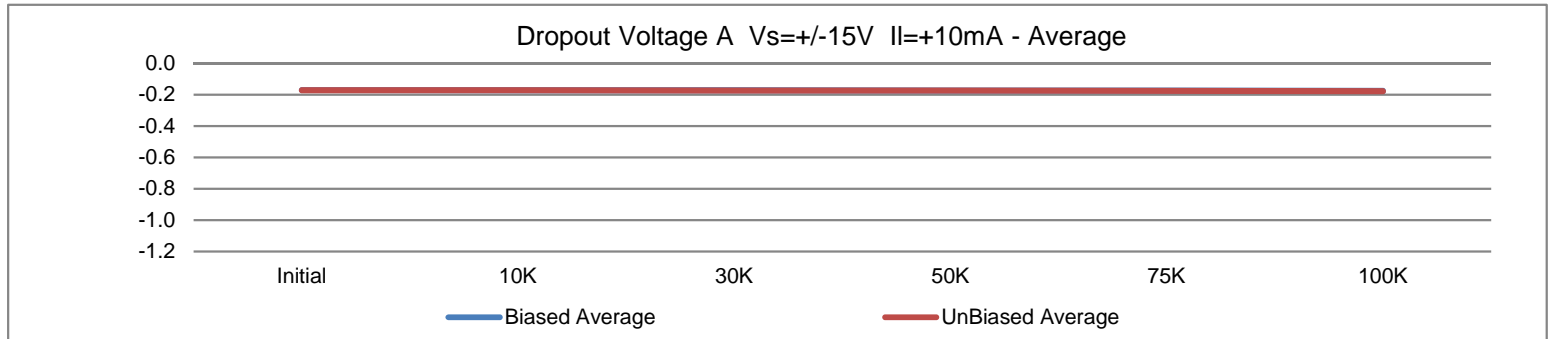
T# 23		VoDropout IL=-10mA Vsy=pn15 ChanA						V
SN		Initial	10K	30K	50K	75K	100K	Limit
Control	17	0.5015	0.52415	0.52594	0.53126	0.53017	0.53239	<1.2
	75	0.60797	0.60715	0.60524	0.59736	0.61199	0.60564	
Biased	19	0.41764	0.47908	0.56755	0.57499	0.60508	0.62481	
	20	0.51765	0.57352	0.62016	0.62252	0.63059	0.63301	
	62	0.45228	0.51046	0.577	0.59183	0.60452	0.61881	
	64	0.55173	0.55386	0.6046	0.60873	0.61445	0.62113	
	Min	0.4176	0.4791	0.5676	0.5750	0.6045	0.6188	
	Max	0.5517	0.5735	0.6202	0.6225	0.6306	0.6330	
	Average	0.4848	0.5292	0.5924	0.5995	0.6137	0.6244	
UnBiased	38	0.51091	0.58295	0.63198	0.63149	0.63503	0.63927	
	39	0.51729	0.59347	0.63531	0.63254	0.63949	0.63209	
	73	0.60189	0.61516	0.62772	0.63855	0.64084	0.62617	
	74	0.44289	0.49528	0.57653	0.59337	0.61424	0.60771	
	Min	0.4429	0.4953	0.5765	0.5934	0.6142	0.6077	
	Max	0.6019	0.6152	0.6353	0.6386	0.6408	0.6393	
	Average	0.5182	0.5717	0.6179	0.6240	0.6324	0.6263	



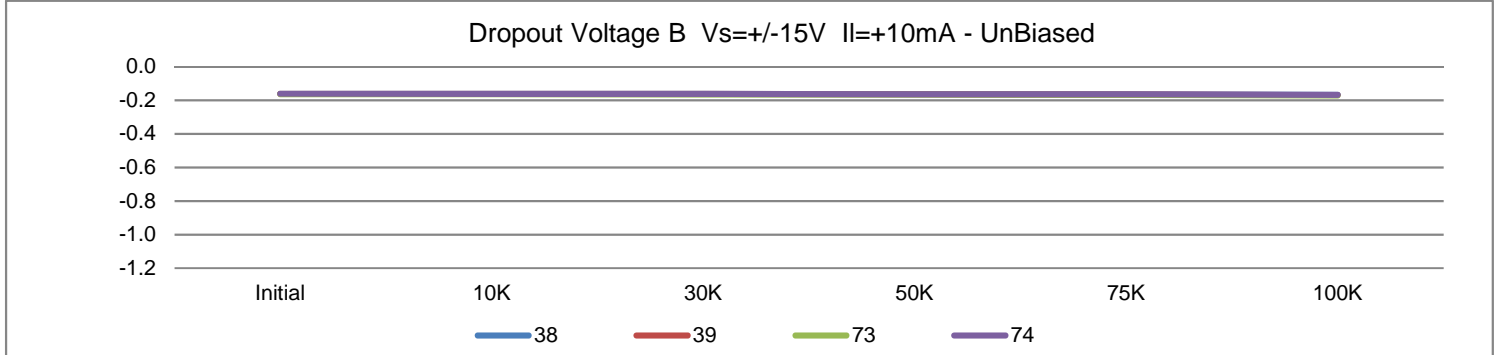
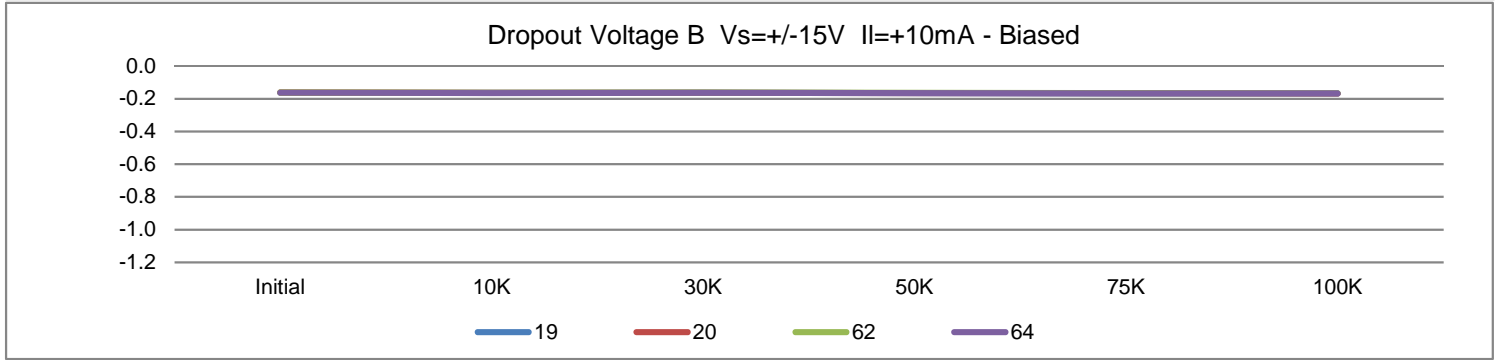
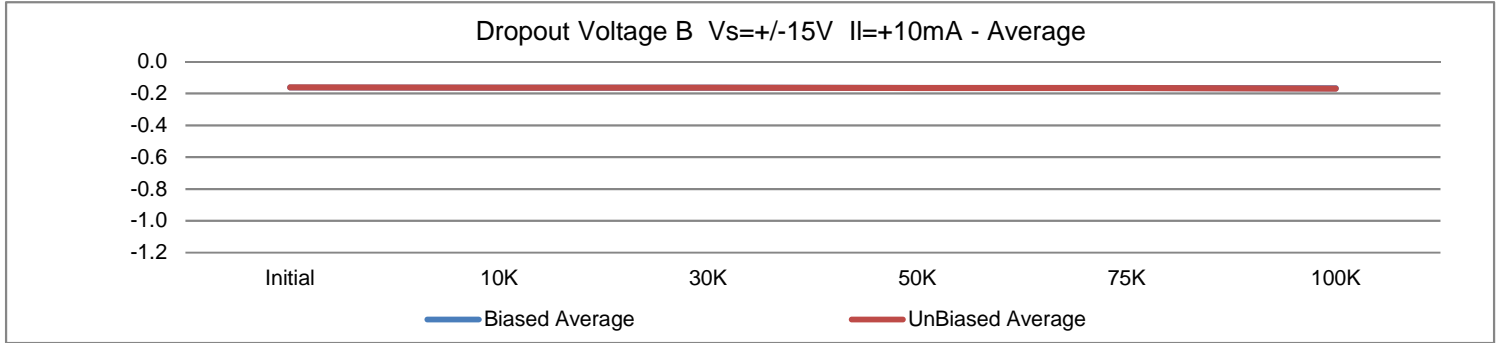
T# 24		VoDropout IL=-10mA Vsy=pn15 ChanB						V
SN		Initial	10K	30K	50K	75K	100K	Limit
Control	17	0.48578	0.51442	0.51609	0.52186	0.52208	0.52469	<1.2
	75	0.5806	0.58026	0.57888	0.56998	0.58734	0.5807	
Biased	19	0.4034	0.47559	0.56002	0.56597	0.59066	0.61053	
	20	0.45433	0.53132	0.59145	0.59747	0.6078	0.61145	
	62	0.43177	0.48856	0.554	0.57091	0.58653	0.6025	
	64	0.51531	0.52252	0.58266	0.58873	0.59469	0.60297	
	Min	0.4034	0.4756	0.5539	0.5660	0.5865	0.6025	
	Max	0.5153	0.5313	0.5915	0.5975	0.6078	0.6115	
	Average	0.4512	0.5045	0.5720	0.5808	0.5949	0.6069	
UnBiased	38	0.46279	0.55726	0.61311	0.61225	0.61656	0.62149	
	39	0.43882	0.53704	0.60446	0.60433	0.61434	0.60737	
	73	0.58703	0.59849	0.61071	0.6213	0.62331	0.6077	
	74	0.44531	0.49908	0.56635	0.58129	0.59887	0.59191	
	Min	0.4388	0.4991	0.5664	0.5813	0.5989	0.5919	
	Max	0.5870	0.5985	0.6131	0.6213	0.6233	0.6215	
	Average	0.4835	0.5480	0.5987	0.6048	0.6133	0.6071	



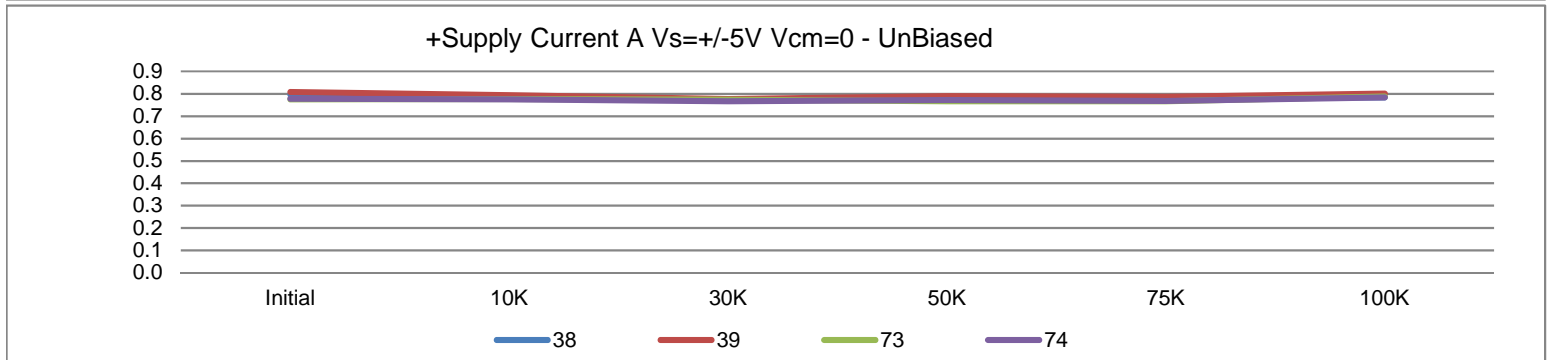
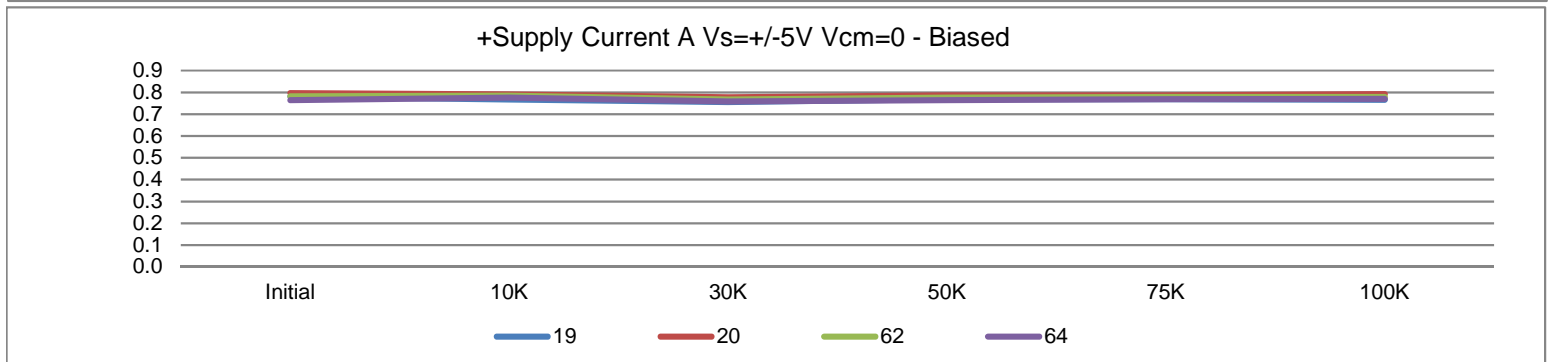
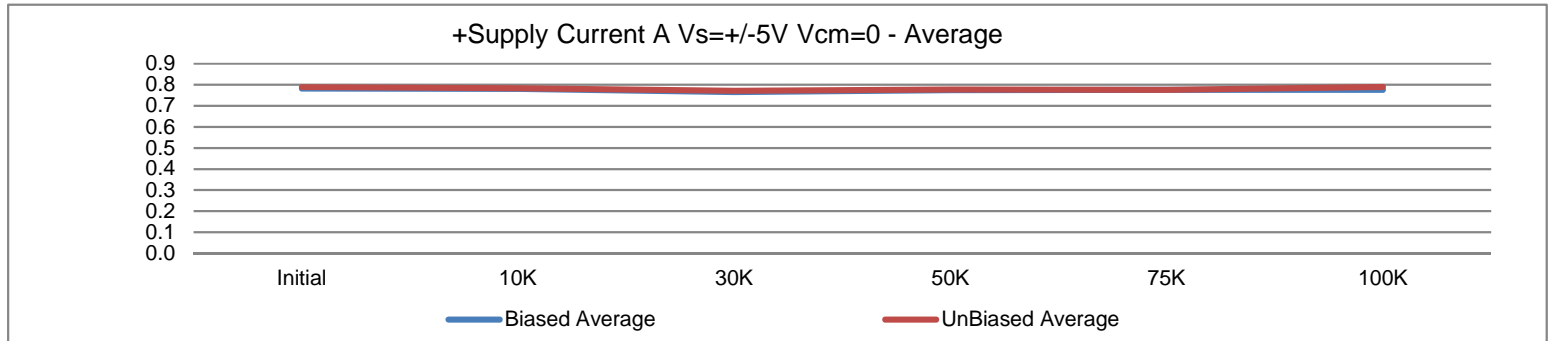
T# 25	VoDropout IL=+10mA Vsy=pn15 ChanA							V
SN	Initial	10K	30K	50K	75K	100K	Limit	
Control	17	-0.1721	-0.17105	-0.17085	-0.17083	-0.17085	-0.17117	>-1.2
	75	-0.17214	-0.17242	-0.17276	-0.17323	-0.17221	-0.17321	
Biased	19	-0.17129	-0.17073	-0.17059	-0.17322	-0.17441	-0.17545	
	20	-0.17097	-0.17131	-0.17123	-0.17323	-0.17469	-0.17675	
	62	-0.169	-0.17039	-0.169	-0.17116	-0.17268	-0.17387	
	64	-0.17096	-0.17319	-0.17225	-0.17371	-0.17516	-0.17655	
	Min	-0.1713	-0.1732	-0.1723	-0.1737	-0.1752	-0.1768	
	Max	-0.1690	-0.1704	-0.1693	-0.1712	-0.1727	-0.1739	
	Average	-0.1706	-0.1714	-0.1709	-0.1728	-0.1742	-0.1757	
UnBiased	38	-0.17181	-0.17216	-0.17179	-0.17428	-0.17607	-0.17706	
	39	-0.17345	-0.17314	-0.17288	-0.17552	-0.17714	-0.17985	
	73	-0.17203	-0.17323	-0.1744	-0.17488	-0.1761	-0.17998	
	74	-0.16944	-0.16993	-0.17031	-0.17191	-0.17234	-0.17525	
	Min	-0.1735	-0.1732	-0.1744	-0.1755	-0.1771	-0.1800	
	Max	-0.1694	-0.1699	-0.1703	-0.1719	-0.1723	-0.1753	
	Average	-0.1717	-0.1721	-0.1723	-0.1741	-0.1754	-0.1780	



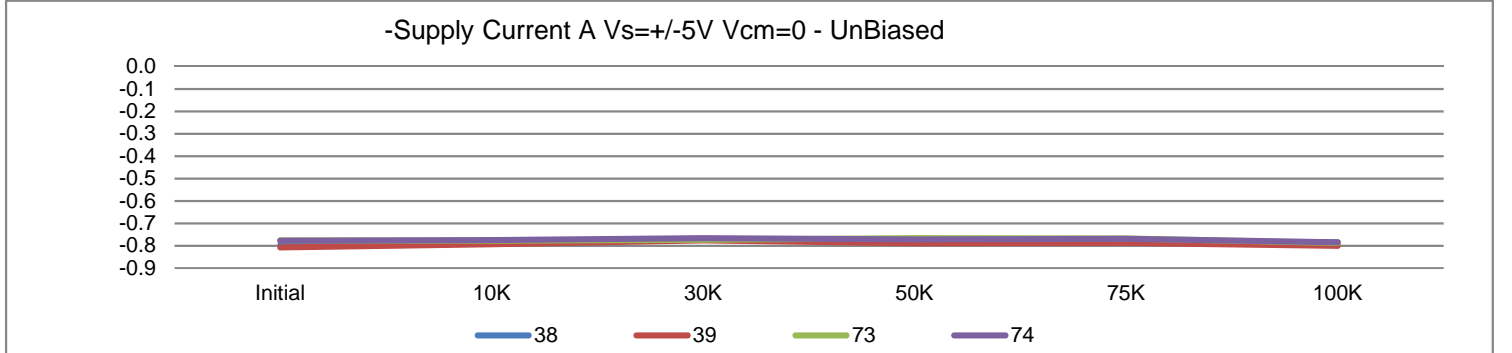
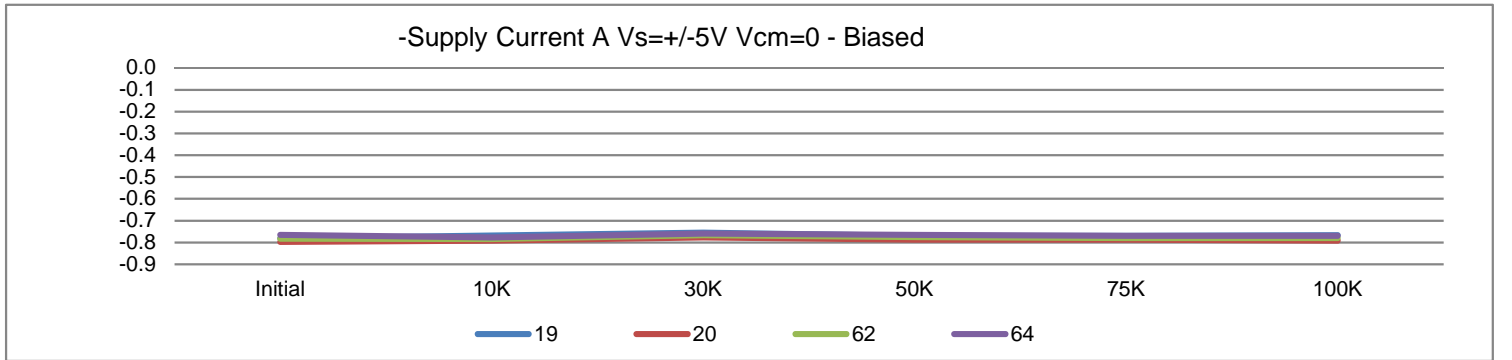
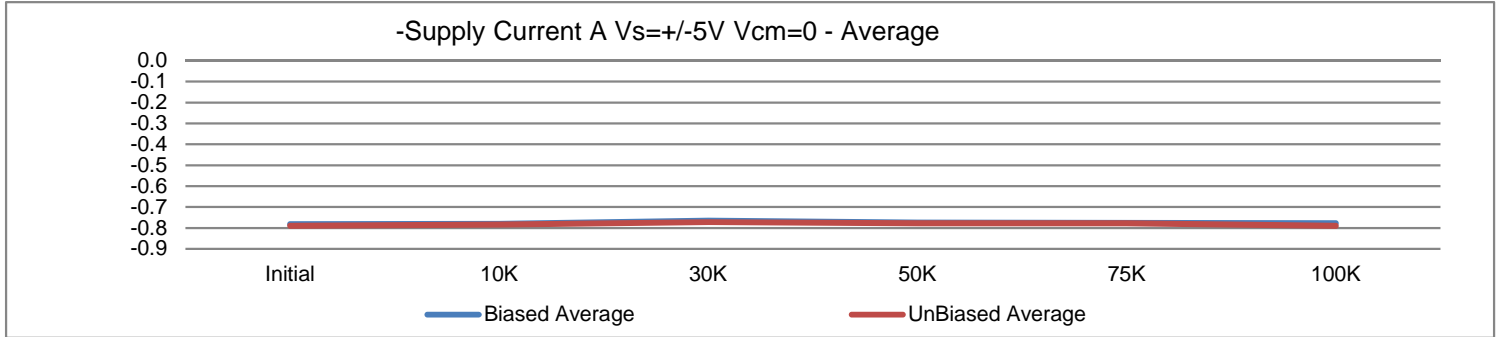
T# 26		VoDropout IL=+10mA Vsy=pn15 ChanB						V
SN		Initial	10K	30K	50K	75K	100K	Limit
Control	17	-0.1633	-0.16244	-0.16246	-0.1623	-0.1626	-0.16246	>-1.2
	75	-0.16219	-0.16222	-0.16256	-0.16307	-0.16239	-0.1631	
Biased	19	-0.16293	-0.16325	-0.1635	-0.16544	-0.16671	-0.16759	
	20	-0.16158	-0.16292	-0.16297	-0.16472	-0.16604	-0.16796	
	62	-0.16106	-0.16273	-0.162	-0.16367	-0.16505	-0.16632	
	64	-0.16239	-0.16453	-0.16373	-0.16515	-0.16649	-0.16782	
	Min	-0.1629	-0.1645	-0.1637	-0.1654	-0.1667	-0.1680	
	Max	-0.1611	-0.1627	-0.1622	-0.1637	-0.1651	-0.1663	
	Average	-0.1620	-0.1634	-0.1631	-0.1647	-0.1661	-0.1674	
UnBiased	38	-0.16123	-0.16254	-0.16238	-0.16454	-0.16624	-0.16736	
	39	-0.16209	-0.1624	-0.16245	-0.16496	-0.16627	-0.169	
	73	-0.1635	-0.16467	-0.16595	-0.1664	-0.1677	-0.1713	
	74	-0.16106	-0.16171	-0.16196	-0.16359	-0.16435	-0.16725	
	Min	-0.1635	-0.1647	-0.1660	-0.1664	-0.1677	-0.1713	
	Max	-0.1611	-0.1617	-0.1620	-0.1636	-0.1644	-0.1673	
	Average	-0.1620	-0.1628	-0.1632	-0.1649	-0.1661	-0.1687	



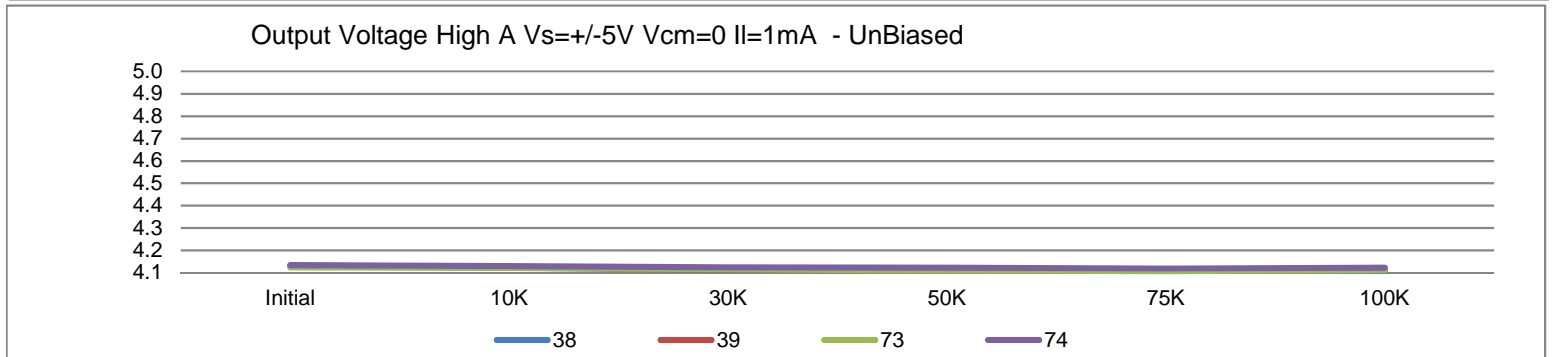
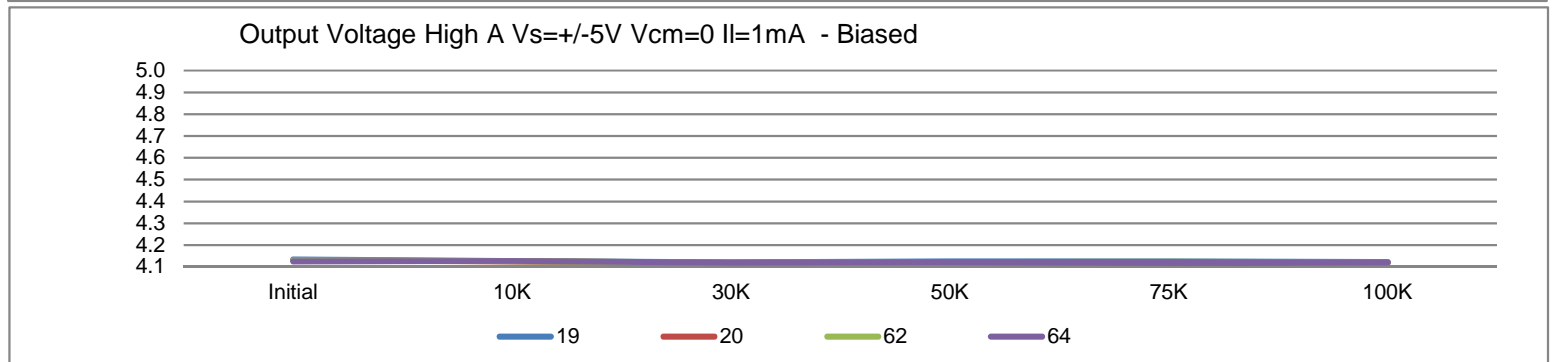
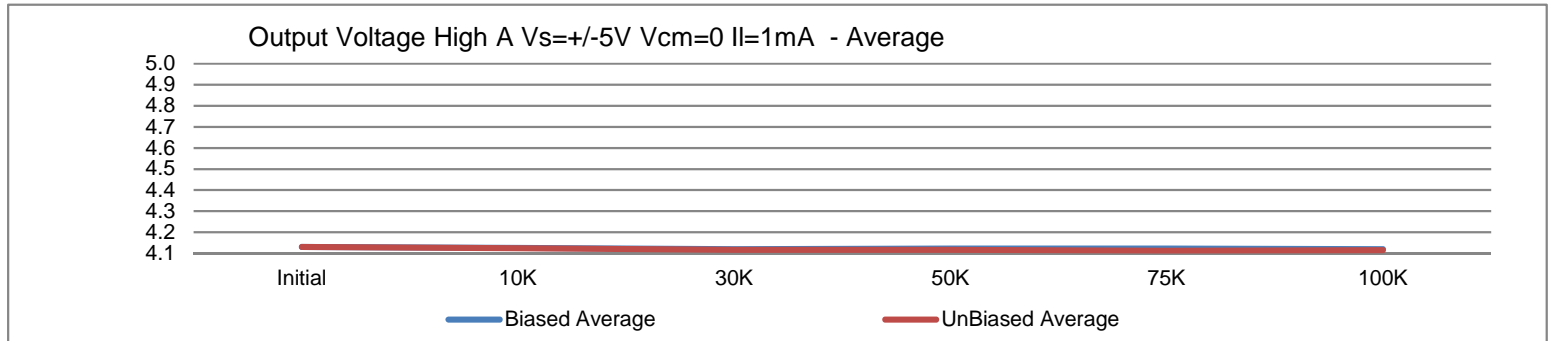
	T# 27	+Isy Vsy=+-5 Vcm=0 <> power_vpos						mA
	SN	Initial	10K	30K	50K	75K	100K	Limit
Control	17	0.807	0.79775	0.79719	0.79488	0.79539	0.79438	<0.9
	75	0.76815	0.76903	0.77022	0.77685	0.76497	0.77042	
Biased	19	0.78085	0.76797	0.7552	0.76934	0.7691	0.76654	
	20	0.79755	0.79106	0.7776	0.78699	0.78681	0.79176	
	62	0.78249	0.78455	0.768	0.7756	0.77974	0.77955	
	64	0.76509	0.77667	0.75914	0.76496	0.76841	0.76985	
	Min	0.7651	0.7680	0.7552	0.7650	0.7684	0.7665	
	Max	0.7976	0.7911	0.7776	0.7870	0.7868	0.7918	
	Average	0.7815	0.7801	0.7649	0.7742	0.7760	0.7769	
UnBiased	38	0.79636	0.78881	0.77147	0.78148	0.78437	0.78418	
	39	0.80757	0.79325	0.77667	0.78918	0.78675	0.80058	
	73	0.77535	0.77667	0.77372	0.76647	0.76666	0.78788	
	74	0.77742	0.77491	0.76615	0.77191	0.76854	0.78393	
	Min	0.7754	0.7749	0.7662	0.7665	0.7667	0.7839	
	Max	0.8076	0.7933	0.7767	0.7892	0.7868	0.8006	
	Average	0.7892	0.7834	0.7720	0.7773	0.7766	0.7891	



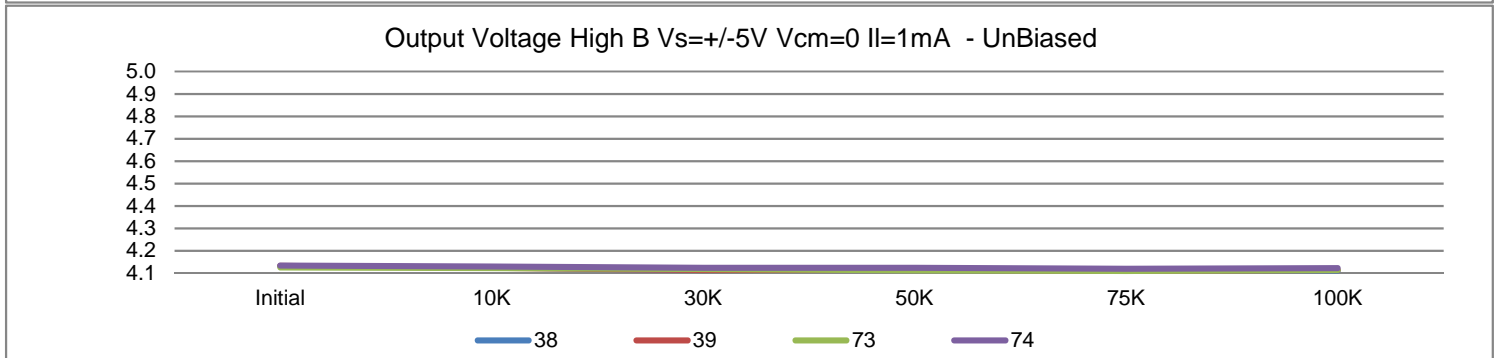
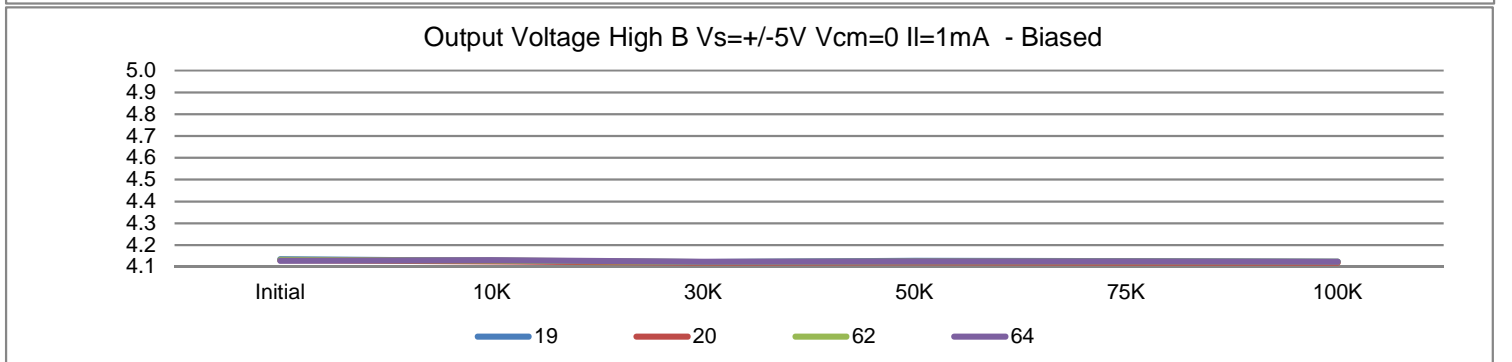
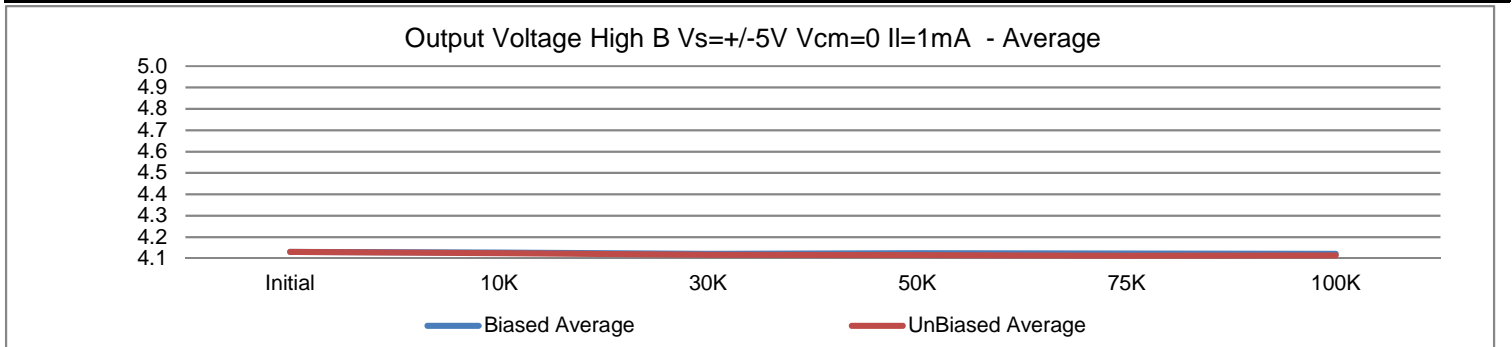
T# 28		-Isy Vsy=+-5 Vcm=0 <> power_vneg						mA
SN		Initial	10K	30K	50K	75K	100K	Limit
Control	17	-0.80725	-0.79717	-0.79667	-0.79479	-0.79538	-0.79456	>-0.9
	75	-0.76846	-0.76896	-0.77065	-0.77709	-0.76511	-0.77042	
Biased	19	-0.78098	-0.76783	-0.75501	-0.76965	-0.7693	-0.76692	
	20	-0.79762	-0.79097	-0.77759	-0.78691	-0.78656	-0.79181	
	62	-0.78228	-0.78453	-0.767	-0.77565	-0.77987	-0.77955	
	64	-0.76521	-0.7764	-0.75901	-0.76496	-0.76892	-0.77005	
	Min	-0.7976	-0.7910	-0.7776	-0.7869	-0.7866	-0.7918	
	Max	-0.7652	-0.7678	-0.7550	-0.7650	-0.7689	-0.7669	
	Average	-0.7815	-0.7799	-0.7647	-0.7743	-0.7762	-0.7771	
UnBiased	38	-0.79668	-0.78828	-0.77127	-0.78159	-0.78449	-0.78406	
	39	-0.80775	-0.79316	-0.77646	-0.78897	-0.78693	-0.8005	
	73	-0.77546	-0.77671	-0.77346	-0.76633	-0.76717	-0.78781	
	74	-0.77728	-0.77428	-0.76633	-0.7719	-0.76867	-0.78418	
	Min	-0.8078	-0.7932	-0.7765	-0.7890	-0.7869	-0.8005	
	Max	-0.7755	-0.7743	-0.7663	-0.7663	-0.7672	-0.7841	
	Average	-0.7893	-0.7831	-0.7719	-0.7772	-0.7768	-0.7891	



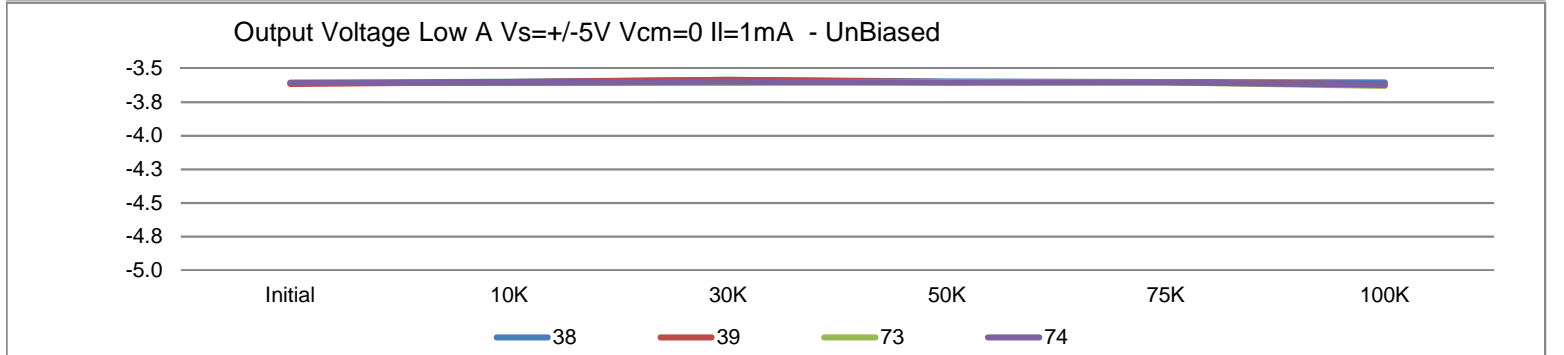
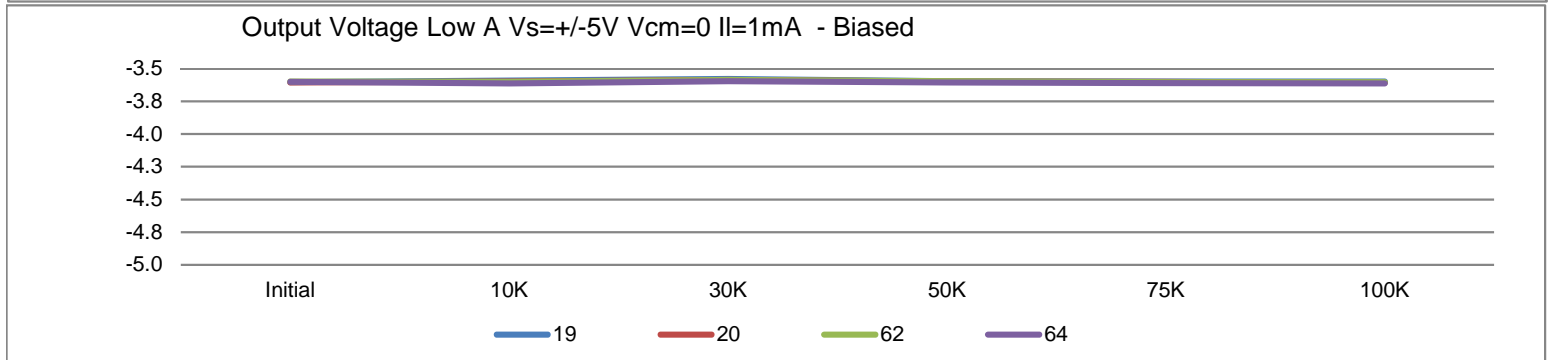
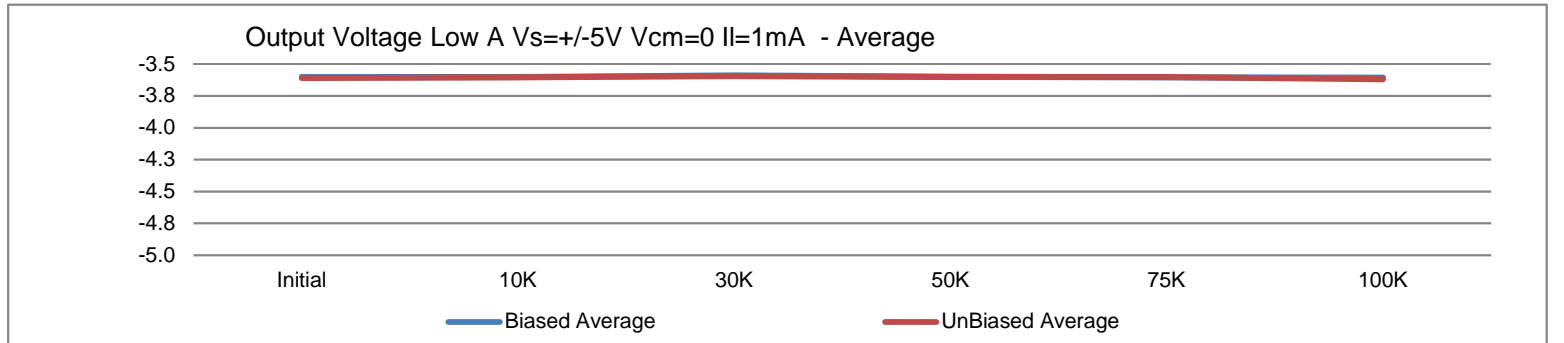
	T# 29	Voh Vsy=+-5V Vcm=0 Il=1mA_Diff ChanA						V
	SN	Initial	10K	30K	50K	75K	100K	Limit
Control	17	4.13288	4.12841	4.12844	4.12768	4.12781	4.12747	>4.1
	75	4.12381	4.12377	4.1245	4.12718	4.12235	4.12459	
Biased	19	4.13372	4.12571	4.12009	4.12536	4.12425	4.12147	
	20	4.13035	4.12488	4.1189	4.12131	4.11969	4.11874	
	62	4.12953	4.1271	4.119	4.12197	4.12287	4.12087	
	64	4.12531	4.12723	4.11957	4.12149	4.12183	4.1203	
	Min	4.1253	4.1249	4.1189	4.1213	4.1197	4.1187	
	Max	4.1337	4.1272	4.1201	4.1254	4.1243	4.1215	
	Average	4.1297	4.1262	4.1195	4.1225	4.1222	4.1203	
UnBiased	38	4.13026	4.12377	4.11343	4.11439	4.11251	4.10922	
	39	4.1331	4.1242	4.11399	4.11554	4.11158	4.11344	
	73	4.1241	4.12151	4.11628	4.1103	4.10745	4.11206	
	74	4.13457	4.13037	4.12394	4.12371	4.11968	4.12324	
	Min	4.1241	4.1215	4.1134	4.1103	4.1075	4.1092	
	Max	4.1346	4.1304	4.1239	4.1237	4.1197	4.1232	
	Average	4.1305	4.1250	4.1169	4.1160	4.1128	4.1145	



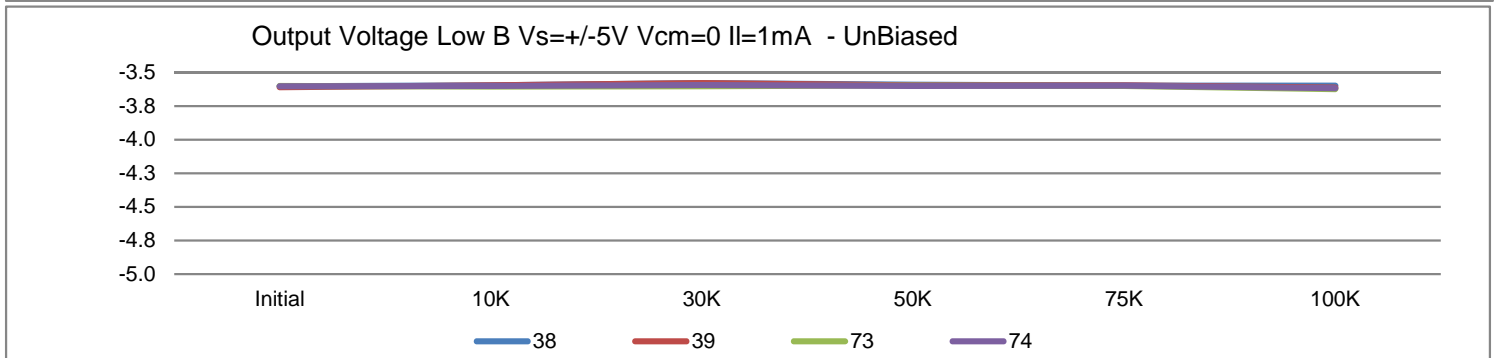
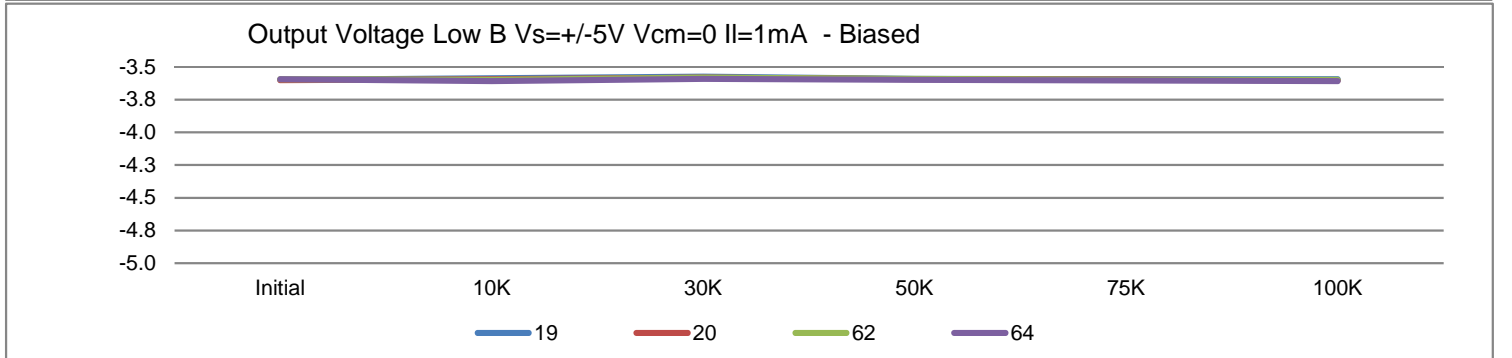
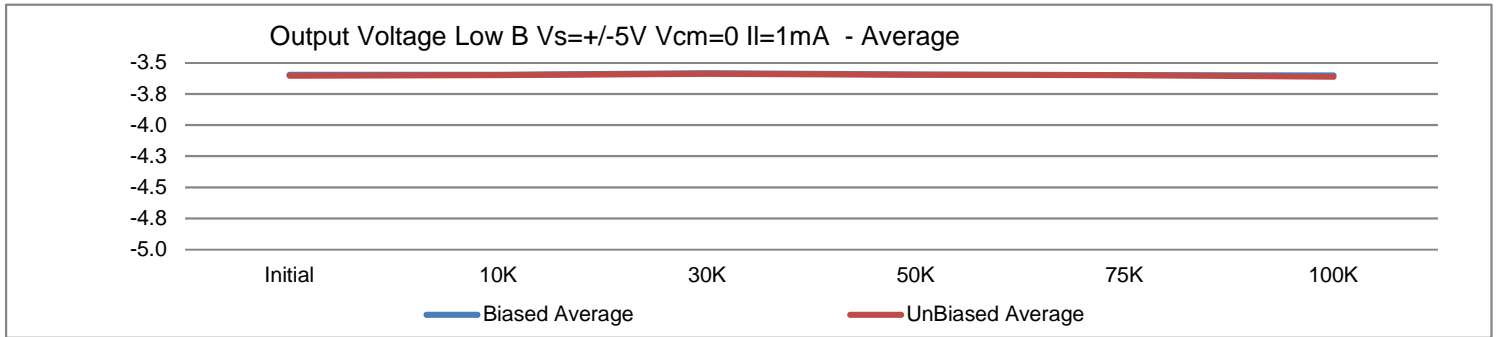
T# 30		Voh Vsy=+-5V Vcm=0 Il=1mA_Diff ChanB						V
SN		Initial	10K	30K	50K	75K	100K	Limit
Control	17	4.13135	4.12716	4.12706	4.1264	4.12648	4.12621	>4.1
	75	4.12625	4.12635	4.12706	4.12975	4.1249	4.12706	
Biased	19	4.13521	4.1277	4.12207	4.12723	4.12606	4.12291	
	20	4.12991	4.12459	4.11872	4.12105	4.11949	4.11857	
	62	4.13181	4.12944	4.122	4.12501	4.12557	4.12336	
	64	4.12835	4.13078	4.12331	4.12488	4.12522	4.12357	
	Min	4.1284	4.1246	4.1187	4.1211	4.1195	4.1186	
	Max	4.1352	4.1308	4.1233	4.1272	4.1261	4.1236	
	Average	4.1313	4.1281	4.1216	4.1245	4.1241	4.1221	
UnBiased	38	4.13135	4.125	4.11454	4.11585	4.11398	4.1106	
	39	4.13318	4.12423	4.11403	4.11573	4.11155	4.11341	
	73	4.12599	4.12326	4.11809	4.11215	4.10915	4.11381	
	74	4.13414	4.12997	4.12356	4.12341	4.11954	4.12308	
	Min	4.1260	4.1233	4.1140	4.1122	4.1092	4.1106	
	Max	4.1341	4.1300	4.1236	4.1234	4.1195	4.1231	
	Average	4.1312	4.1256	4.1176	4.1168	4.1136	4.1152	



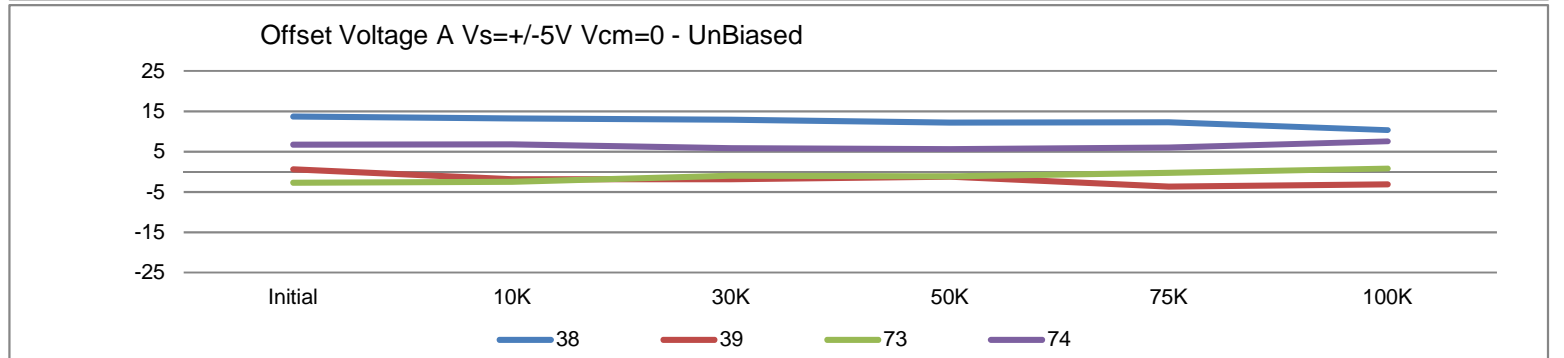
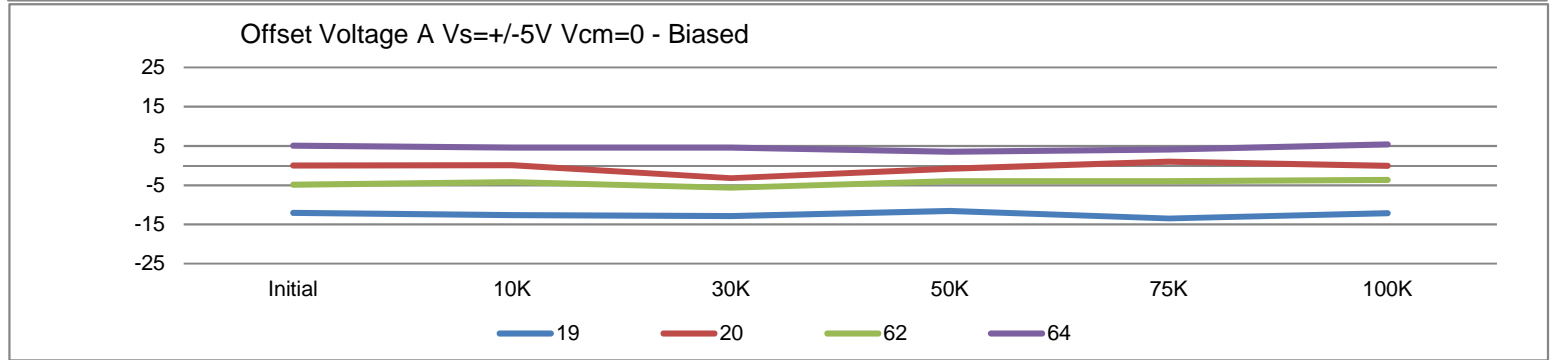
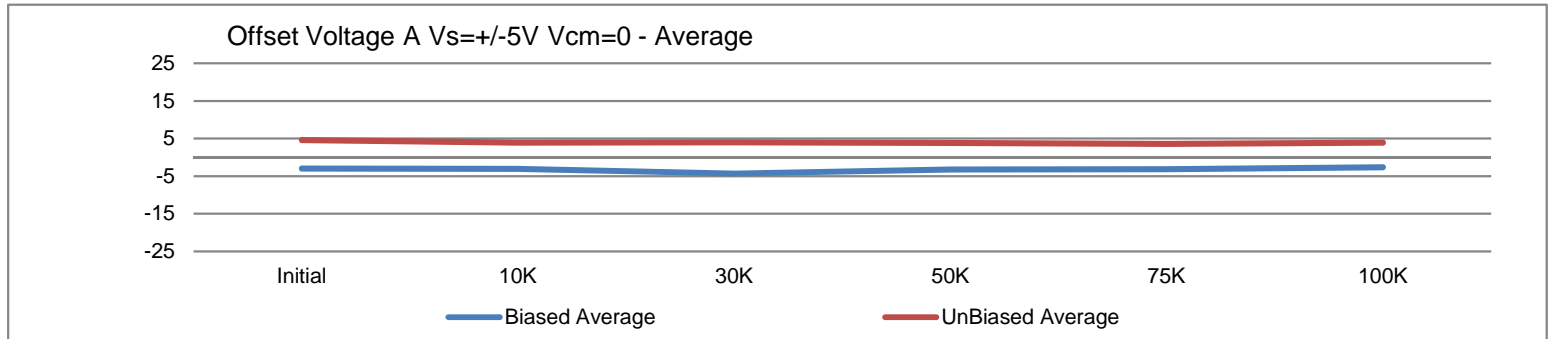
	T# 31	Vol Vsy=+-5V Vcm=0 Il=1mA_Diff ChanA						V
	SN	Initial	10K	30K	50K	75K	100K	Limit
Control	17	-3.61192	-3.60115	-3.60064	-3.5986	-3.59917	-3.5982	<-3.5
	75	-3.60827	-3.60867	-3.61055	-3.61801	-3.60478	-3.61069	
Biased	19	-3.60392	-3.59101	-3.57933	-3.5968	-3.59836	-3.59752	
	20	-3.60478	-3.59905	-3.5871	-3.59887	-3.60081	-3.6087	
	62	-3.59817	-3.60213	-3.586	-3.59635	-3.60251	-3.60388	
	64	-3.60039	-3.61402	-3.59683	-3.6048	-3.61036	-3.61332	
	Min	-3.6048	-3.6140	-3.5968	-3.6048	-3.6104	-3.6133	
	Max	-3.5982	-3.5910	-3.5793	-3.5964	-3.5984	-3.5975	
	Average	-3.6018	-3.6016	-3.5873	-3.5992	-3.6030	-3.6059	
UnBiased	38	-3.60594	-3.59883	-3.58257	-3.59578	-3.60102	-3.60244	
	39	-3.614	-3.5995	-3.58433	-3.60012	-3.59973	-3.61664	
	73	-3.6053	-3.60815	-3.60742	-3.60116	-3.60353	-3.62872	
	74	-3.60701	-3.60489	-3.59769	-3.60554	-3.60345	-3.62219	
	Min	-3.6140	-3.6082	-3.6074	-3.6055	-3.6035	-3.6287	
	Max	-3.6053	-3.5988	-3.5826	-3.5958	-3.5997	-3.6024	
	Average	-3.6081	-3.6028	-3.5930	-3.6007	-3.6019	-3.6175	



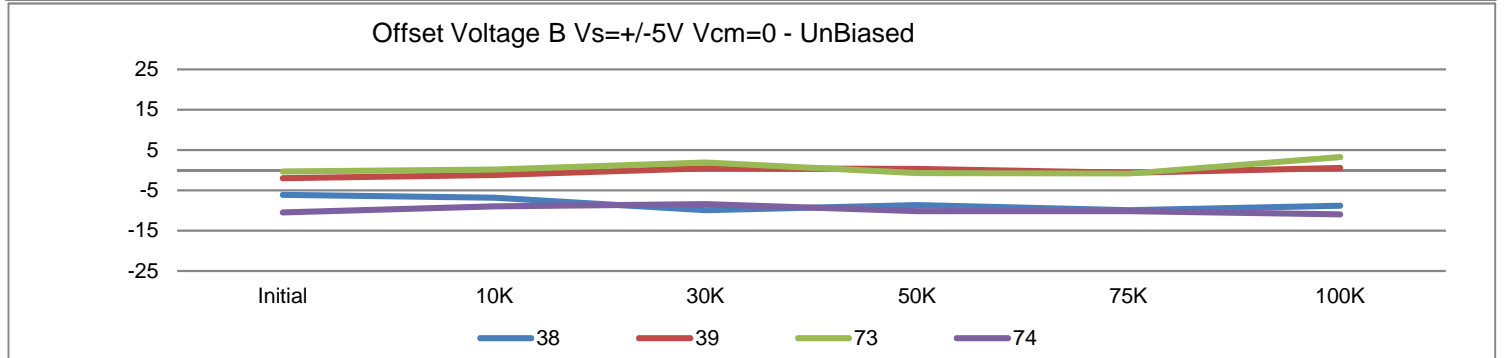
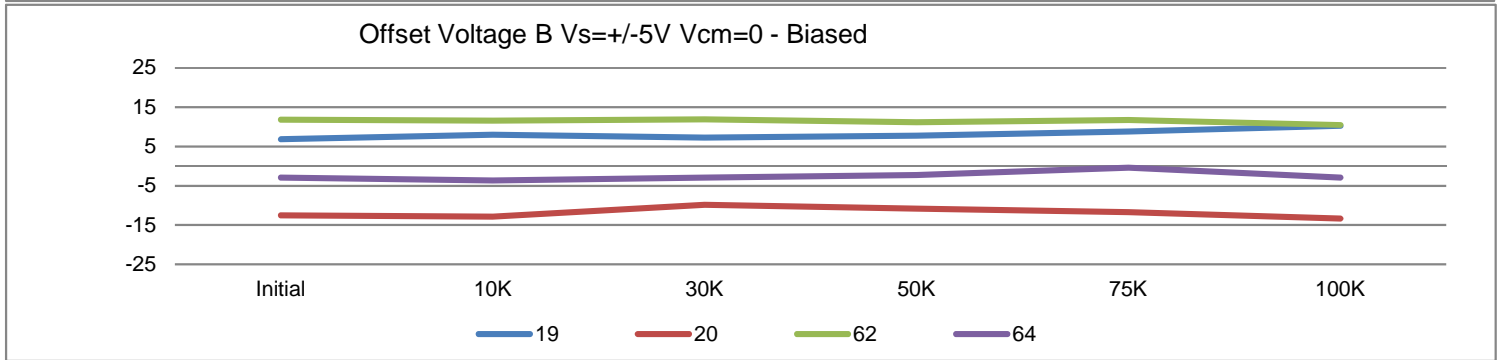
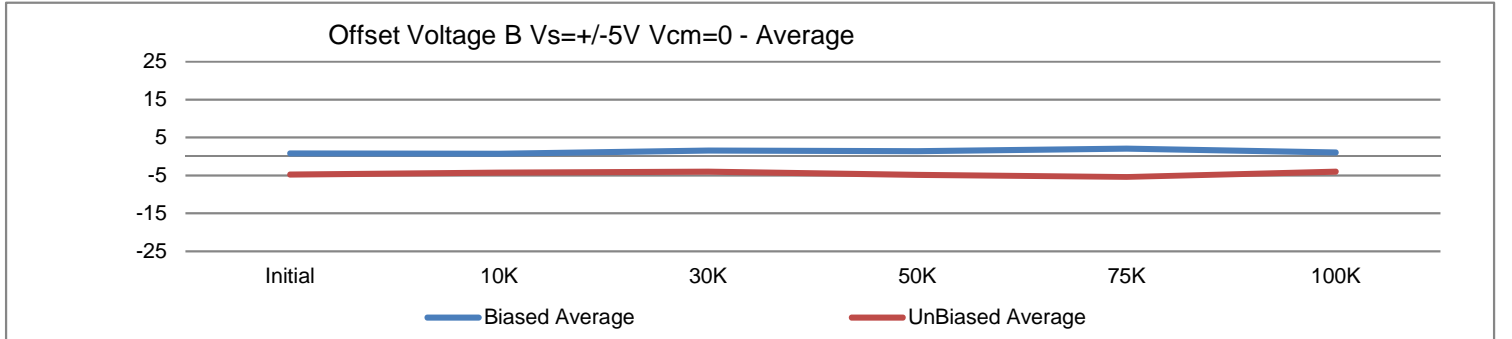
T# 32		Vol Vsy=+-5V Vcm=0 Il=1mA_Diff ChanB						V
SN		Initial	10K	30K	50K	75K	100K	Limit
Control	17	-3.60734	-3.59682	-3.5961	-3.59403	-3.59451	-3.59362	<-3.5
	75	-3.60268	-3.60338	-3.60492	-3.61238	-3.59913	-3.60505	
Biased	19	-3.59943	-3.58671	-3.57485	-3.59229	-3.59375	-3.59303	
	20	-3.59994	-3.59432	-3.58224	-3.59388	-3.5958	-3.60365	
	62	-3.59343	-3.59758	-3.581	-3.59156	-3.59773	-3.59915	
	64	-3.59471	-3.60861	-3.59128	-3.59917	-3.60467	-3.60759	
	Min	-3.5999	-3.6086	-3.5913	-3.5992	-3.6047	-3.6076	
	Max	-3.5934	-3.5867	-3.5749	-3.5916	-3.5938	-3.5930	
	Average	-3.5969	-3.5968	-3.5824	-3.5942	-3.5980	-3.6009	
UnBiased	38	-3.60197	-3.59493	-3.57848	-3.59158	-3.59677	-3.59824	
	39	-3.60894	-3.59466	-3.57923	-3.59495	-3.59464	-3.61161	
	73	-3.60099	-3.60411	-3.60321	-3.5969	-3.59932	-3.62454	
	74	-3.60213	-3.60033	-3.59278	-3.60064	-3.59832	-3.61719	
	Min	-3.6089	-3.6041	-3.6032	-3.6006	-3.5993	-3.6245	
	Max	-3.6010	-3.5947	-3.5785	-3.5916	-3.5946	-3.5982	
	Average	-3.6035	-3.5985	-3.5884	-3.5960	-3.5973	-3.6129	



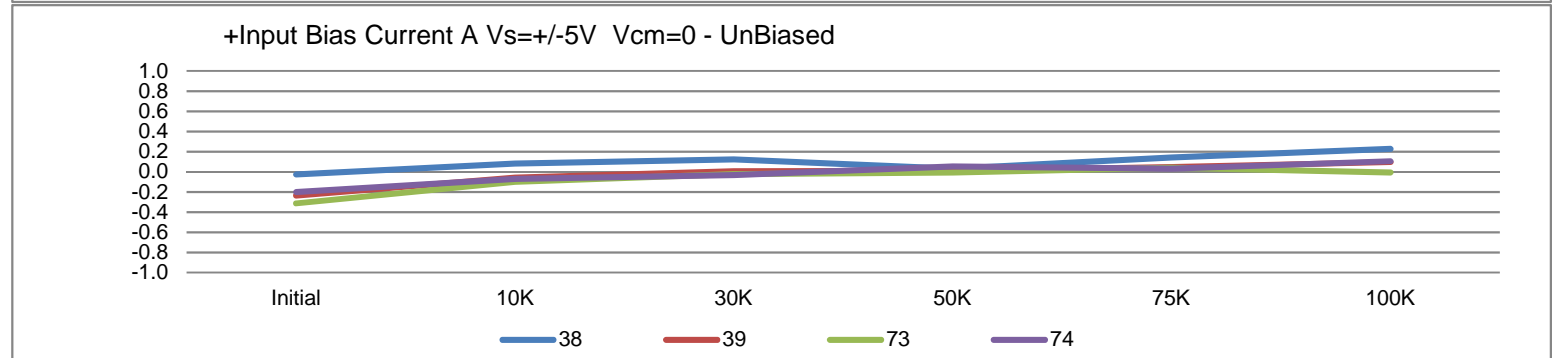
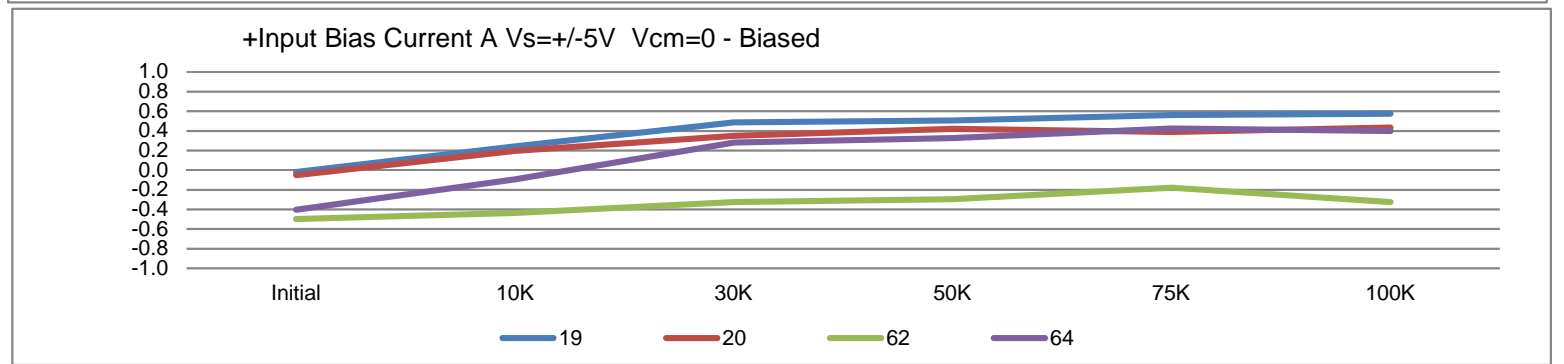
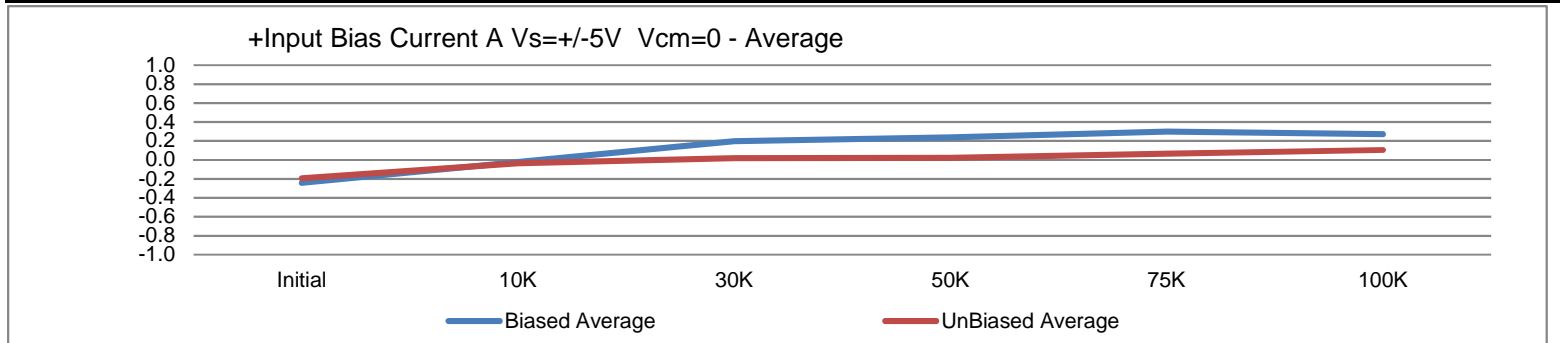
T# 33		Vos Vsy=+-5 Vcm=0 <> ChanA						uV
SN		Initial	10K	30K	50K	75K	100K	Limit
Control	17	9.74157	10.51475	10.57359	10.76526	11.11722	11.05984	+/-25
	75	-13.71186	-12.77745	-12.9403	-11.58007	-12.76475	-13.41153	
Biased	19	-12.01326	-12.60092	-12.90002	-11.57861	-13.48869	-12.13432	
	20	0.03763	0.09728	-3.20088	-0.77682	0.96692	-0.03879	
	62	-4.91246	-4.20536	-5.651	-3.99831	-4.00275	-3.658	
	64	5.05721	4.56058	4.54081	3.49847	4.11148	5.3882	
	Min	-12.0133	-12.6009	-12.9000	-11.5786	-13.4887	-12.1343	
	Max	5.0572	4.5606	4.5408	3.4985	4.1115	5.3882	
	Average	-2.9577	-3.0371	-4.3027	-3.2138	-3.1033	-2.6107	
UnBiased	38	13.68805	13.21226	12.94954	12.17823	12.31971	10.34298	
	39	0.59653	-1.85358	-1.83893	-1.22926	-3.67606	-3.13207	
	73	-2.69522	-2.45471	-1.0017	-1.13184	-0.28734	0.82189	
	74	6.75195	6.79321	5.86075	5.66298	5.99006	7.54928	
	Min	-2.6952	-2.4547	-1.8389	-1.2293	-3.6761	-3.1321	
	Max	13.6881	13.2123	12.9495	12.1782	12.3197	10.3430	
	Average	4.5853	3.9243	3.9924	3.8700	3.5866	3.8955	



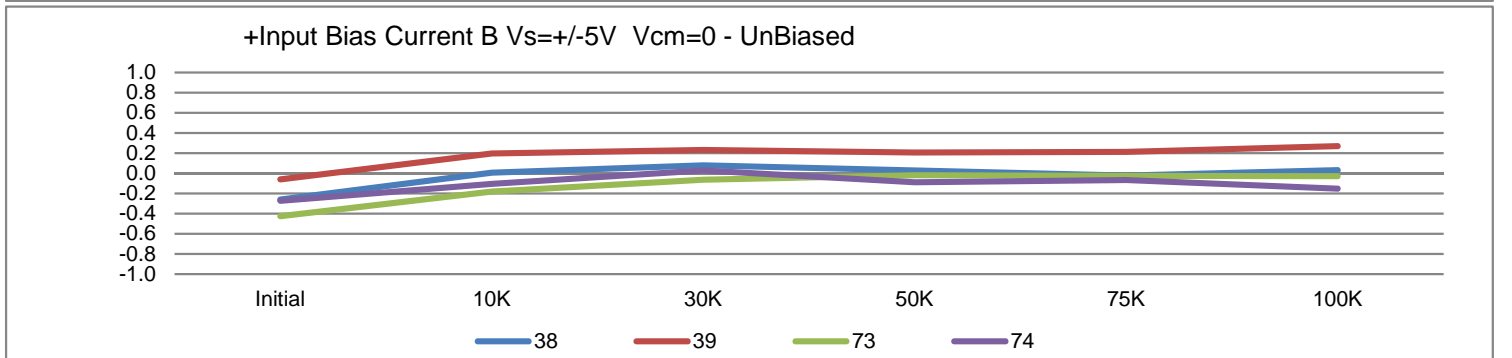
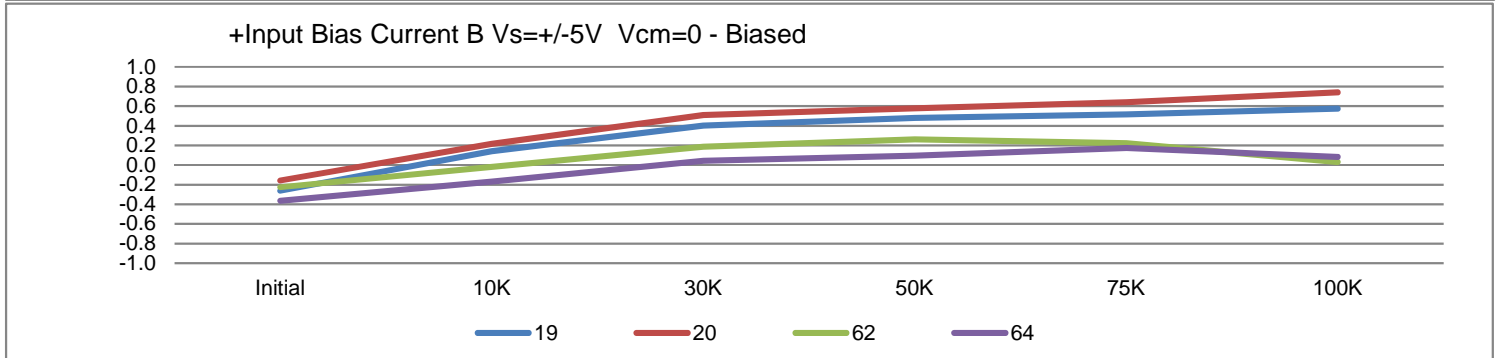
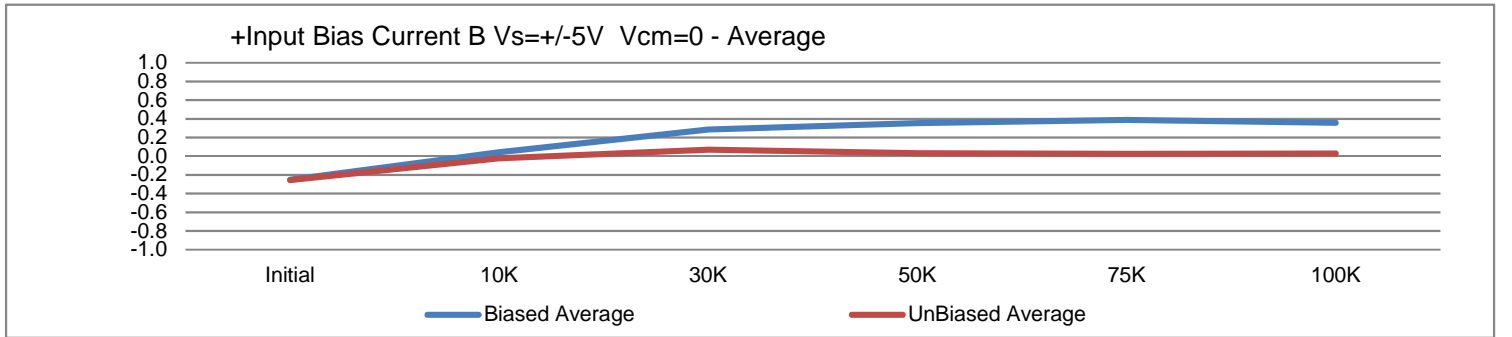
T# 34		Vos Vsy=+-5 Vcm=0 <> ChanB						uV
SN		Initial	10K	30K	50K	75K	100K	Limit
Control	17	-16.22652	-14.37447	-14.49403	-14.29883	-14.22328	-13.54987	+/-25
	75	5.91682	7.17977	7.12194	7.83467	6.75032	7.17242	
Biased	19	6.83718	7.98351	7.24858	7.77196	8.82643	10.2545	
	20	-12.5656	-12.84361	-9.81972	-10.85306	-11.74093	-13.372	
	62	11.84066	11.57494	11.916	11.15673	11.77578	10.48776	
	64	-2.91427	-3.66652	-2.8745	-2.27377	-0.402	-2.93436	
	Min	-12.5656	-12.8436	-9.8197	-10.8531	-11.7409	-13.3720	
	Max	11.8407	11.5749	11.9158	11.1567	11.7758	10.4878	
	Average	0.7995	0.7621	1.6175	1.4505	2.1148	1.1090	
UnBiased	38	-6.11948	-6.79363	-9.89975	-8.62583	-9.88807	-8.79207	
	39	-2.00815	-1.22262	0.4805	0.29848	-0.65501	0.57201	
	73	-0.35129	0.17331	1.88863	-0.73706	-0.84679	3.22686	
	74	-10.50829	-9.00061	-8.44356	-10.14863	-10.14841	-10.97407	
	Min	-10.5083	-9.0006	-9.8998	-10.1486	-10.1484	-10.9741	
	Max	-0.3513	0.1733	1.8886	0.2985	-0.6550	3.2269	
	Average	-4.7468	-4.2109	-3.9935	-4.8033	-5.3846	-3.9918	



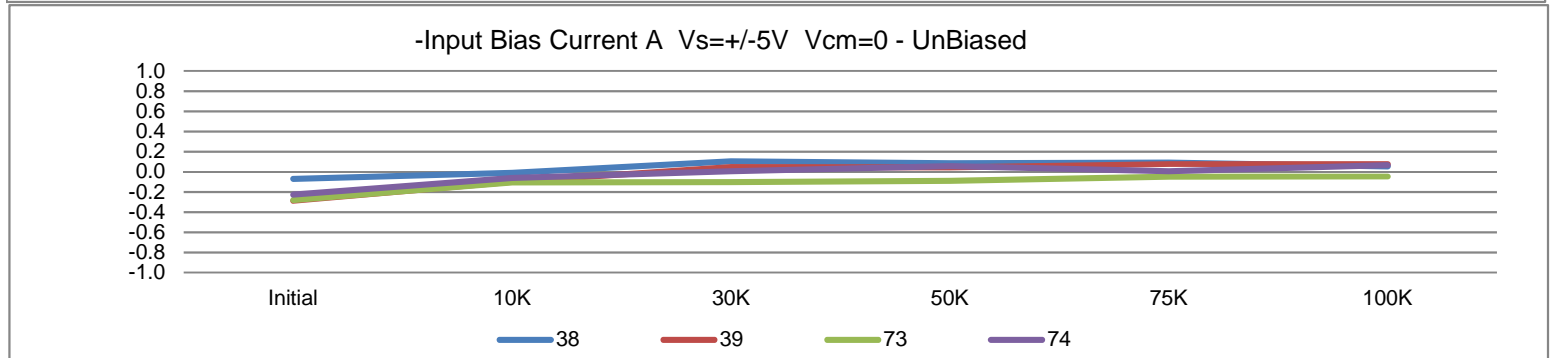
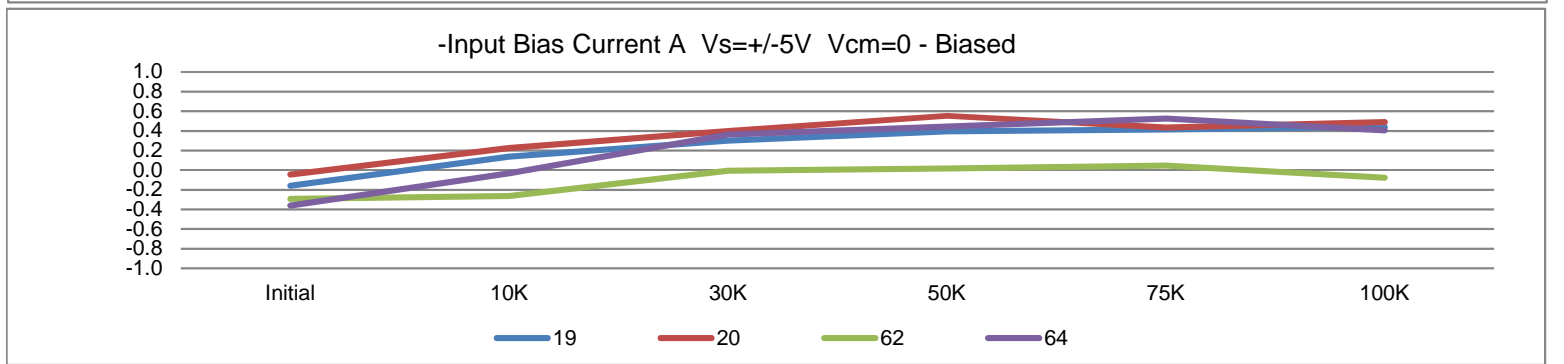
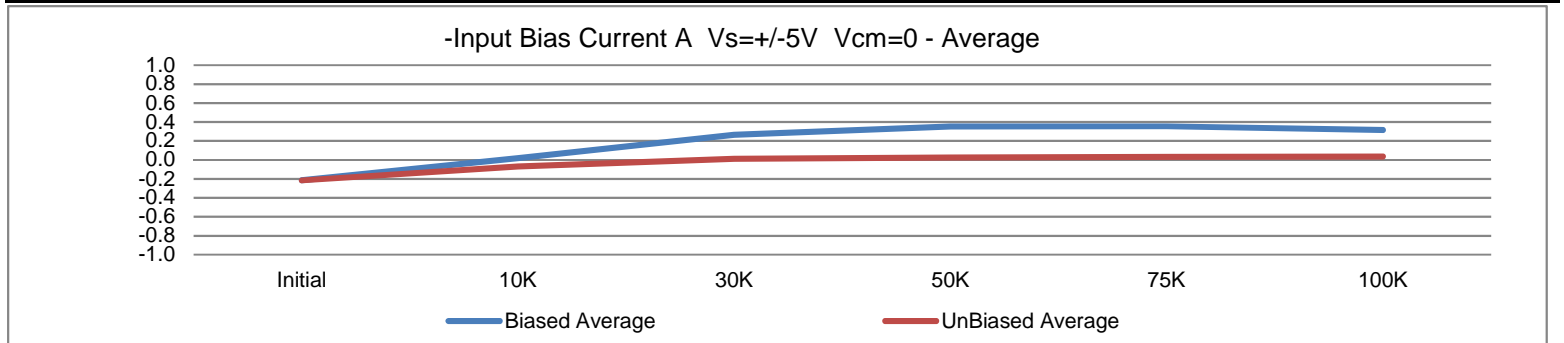
	T# 35	+Ib Vs=+-5 Vcm=0 <> ChanA						nA
	SN	Initial	10K	30K	50K	75K	100K	Limit
Control	17	-0.14081	-0.13519	-0.14165	-0.12731	-0.12552	-0.12463	+/-1
	75	-0.40163	-0.40372	-0.40085	-0.40305	-0.40026	-0.40023	
Biased	19	-0.01883	0.24117	0.48601	0.50503	0.56287	0.57542	
	20	-0.05086	0.1964	0.34989	0.42036	0.38791	0.43453	
	62	-0.49788	-0.43462	-0.326	-0.297	-0.17894	-0.32572	
	64	-0.40318	-0.09393	0.28074	0.3263	0.42552	0.39816	
	Min	-0.4979	-0.4346	-0.3263	-0.2970	-0.1789	-0.3257	
	Max	-0.0188	0.2412	0.4860	0.5050	0.5629	0.5754	
	Average	-0.2427	-0.0227	0.1976	0.2387	0.2993	0.2706	
UnBiased	38	-0.02682	0.08281	0.12343	0.03236	0.1418	0.22671	
	39	-0.23639	-0.05753	0.00588	0.00849	0.04779	0.09585	
	73	-0.31365	-0.09879	-0.02338	-0.00837	0.04008	-0.00805	
	74	-0.20118	-0.06931	-0.0327	0.05214	0.0319	0.10525	
	Min	-0.3137	-0.0988	-0.0327	-0.0084	0.0319	-0.0081	
	Max	-0.0268	0.0828	0.1234	0.0521	0.1418	0.2267	
	Average	-0.1945	-0.0357	0.0183	0.0212	0.0654	0.1049	



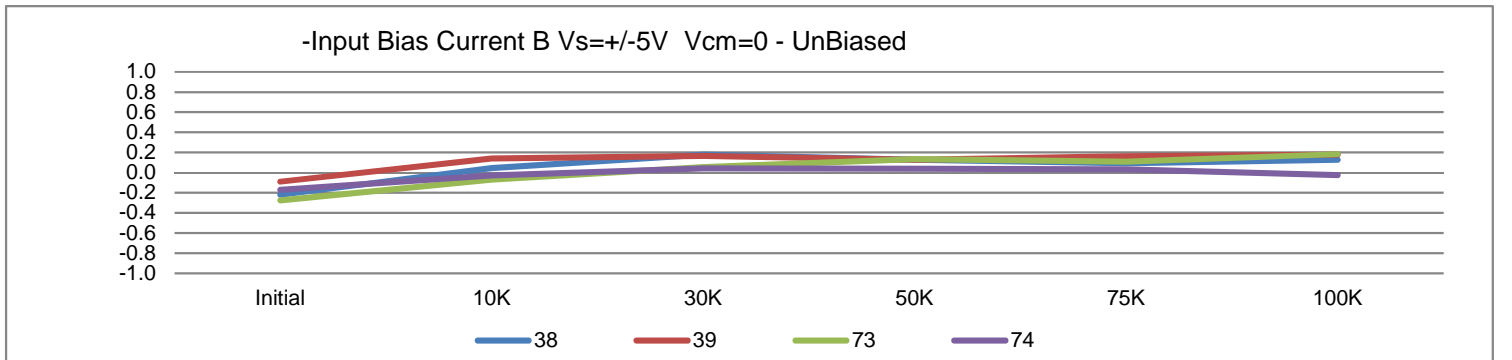
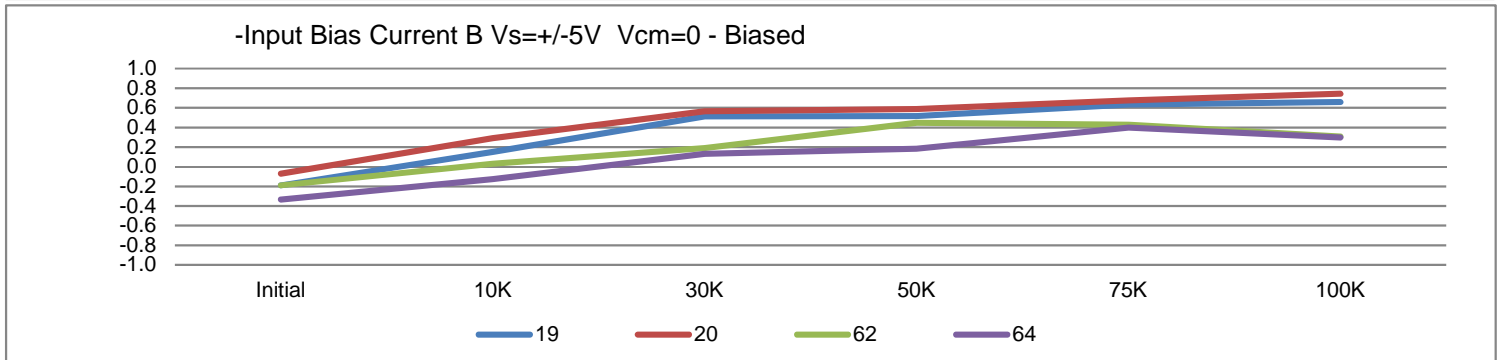
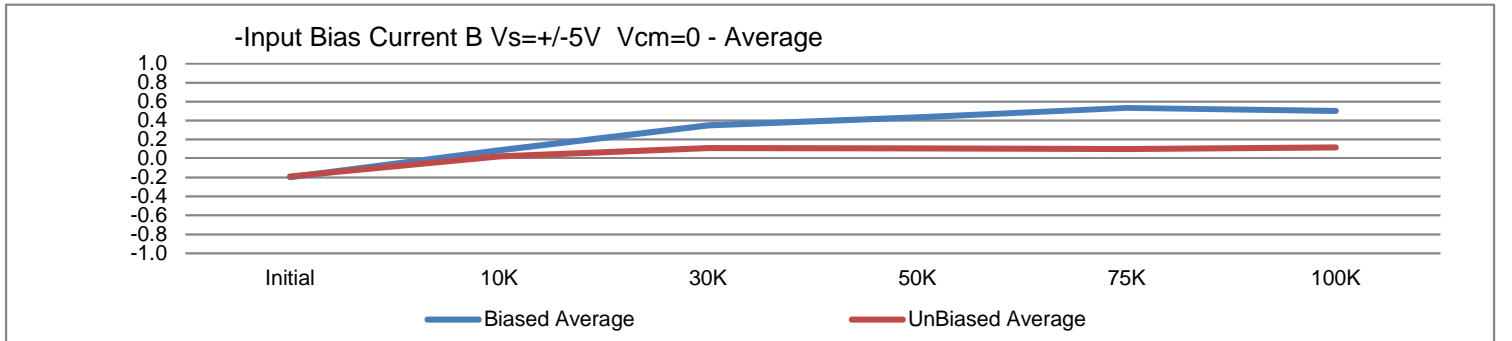
T# 36		+Ib Vsy=+-5 Vcm=0 <> ChanB						nA
SN		Initial	10K	30K	50K	75K	100K	Limit
Control	17	-0.20814	-0.19278	-0.19273	-0.18855	-0.19002	-0.19127	+/-1
	75	-0.38319	-0.38058	-0.38022	-0.38023	-0.38273	-0.37976	
Biased	19	-0.2624	0.14171	0.40164	0.47981	0.51532	0.57547	
	20	-0.15774	0.21493	0.5107	0.57794	0.63898	0.74113	
	62	-0.22556	-0.01762	0.188	0.26097	0.22377	0.02953	
	64	-0.36378	-0.16757	0.04336	0.09719	0.17432	0.083	
	Min	-0.3638	-0.1676	0.0434	0.0972	0.1743	0.0295	
	Max	-0.1577	0.2149	0.5107	0.5779	0.6390	0.7411	
	Average	-0.2524	0.0429	0.2860	0.3540	0.3881	0.3573	
UnBiased	38	-0.26074	0.00763	0.07935	0.02756	-0.02248	0.03184	
	39	-0.06008	0.19542	0.2323	0.20462	0.21268	0.26932	
	73	-0.42552	-0.18149	-0.06251	-0.01854	-0.02421	-0.02968	
	74	-0.27345	-0.10568	0.02798	-0.08991	-0.06794	-0.1537	
	Min	-0.4255	-0.1815	-0.0625	-0.0899	-0.0679	-0.1537	
	Max	-0.0601	0.1954	0.2323	0.2046	0.2127	0.2693	
	Average	-0.2549	-0.0210	0.0693	0.0309	0.0245	0.0294	



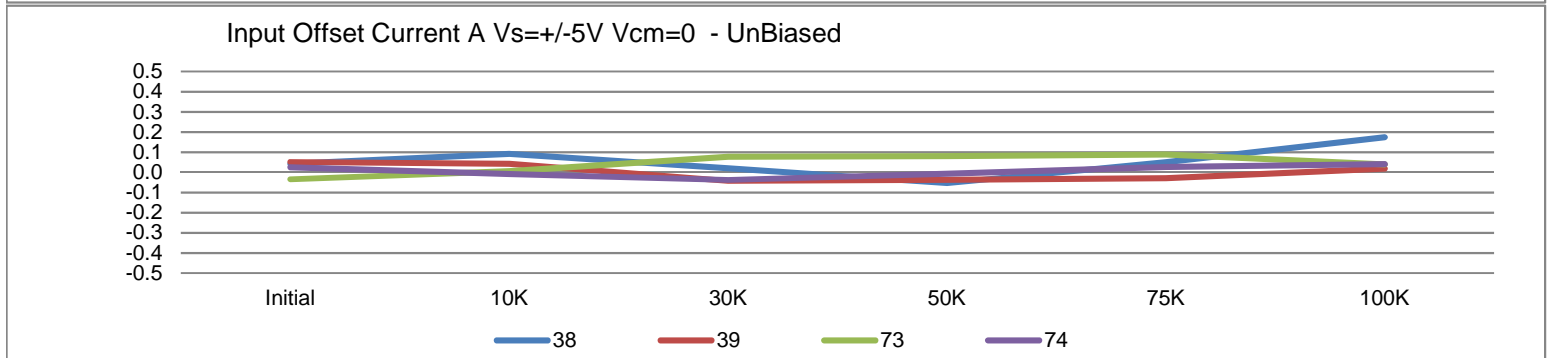
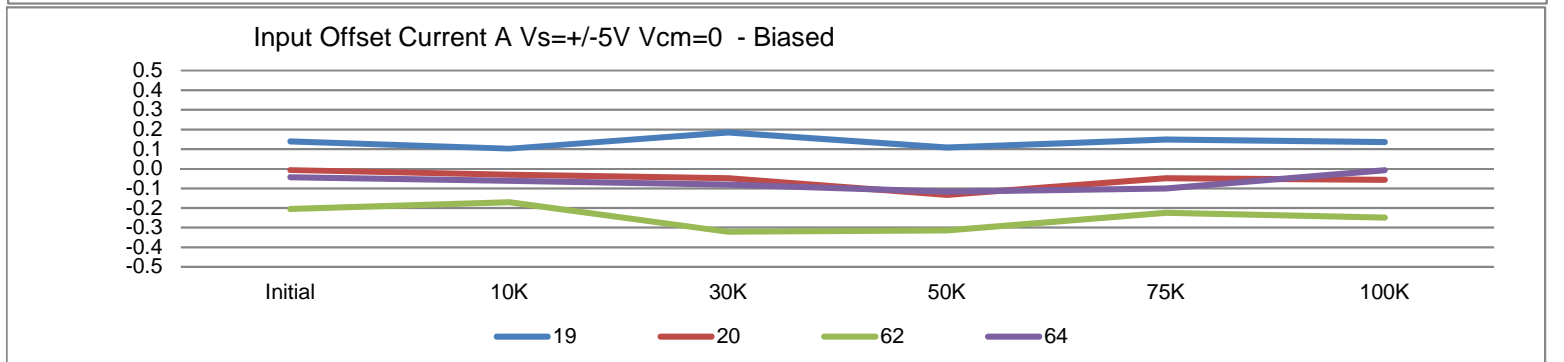
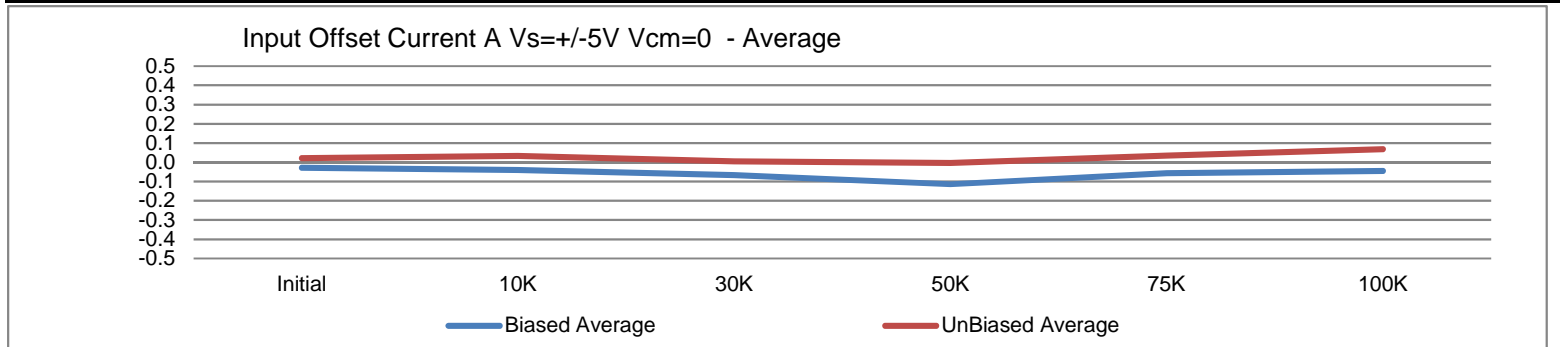
T# 37		-Ib Vs=+-5 Vcm=0 <> ChanA						nA
SN		Initial	10K	30K	50K	75K	100K	Limit
Control	17	-0.12727	-0.11965	-0.11369	-0.11589	-0.11297	-0.11406	+/-1
	75	-0.34248	-0.34457	-0.34633	-0.3447	-0.3458	-0.34683	
Biased	19	-0.15829	0.13887	0.30164	0.3967	0.41349	0.44018	
	20	-0.04419	0.22719	0.39797	0.55355	0.43546	0.49156	
	62	-0.29313	-0.26353	-0.005	0.01699	0.04582	-0.07727	
	64	-0.36039	-0.03293	0.36137	0.44362	0.52595	0.40544	
	Min	-0.3604	-0.2635	-0.0049	0.0170	0.0458	-0.0773	
	Max	-0.0442	0.2272	0.3980	0.5536	0.5260	0.4916	
	Average	-0.2140	0.0174	0.2640	0.3527	0.3552	0.3150	
UnBiased	38	-0.06979	-0.00899	0.10355	0.08585	0.09046	0.05256	
	39	-0.28785	-0.09972	0.04816	0.04473	0.0771	0.07663	
	73	-0.27946	-0.10514	-0.10135	-0.0896	-0.04823	-0.04723	
	74	-0.22705	-0.06127	0.00505	0.05796	0.00581	0.06472	
	Min	-0.2879	-0.1051	-0.1014	-0.0896	-0.0482	-0.0472	
	Max	-0.0698	-0.0090	0.1036	0.0859	0.0905	0.0766	
	Average	-0.2160	-0.0688	0.0139	0.0247	0.0313	0.0367	



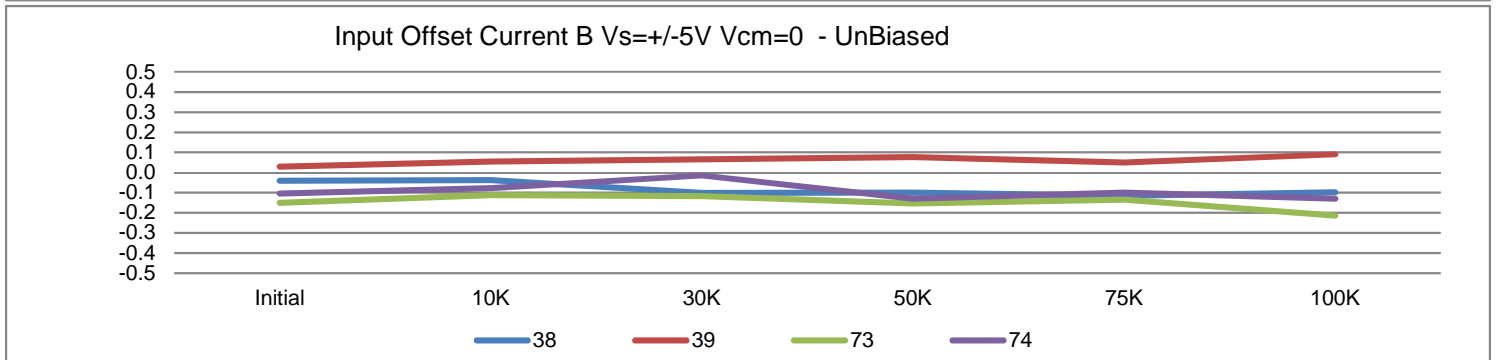
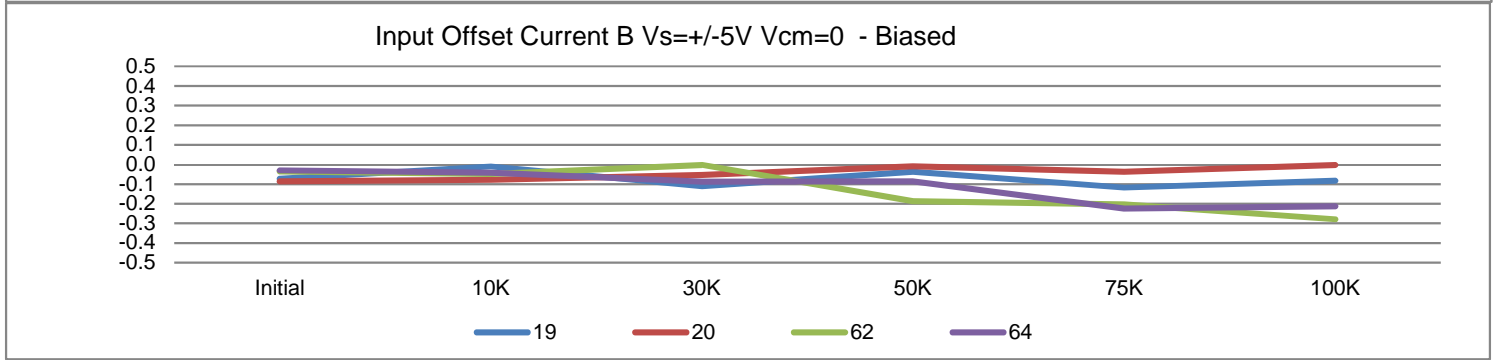
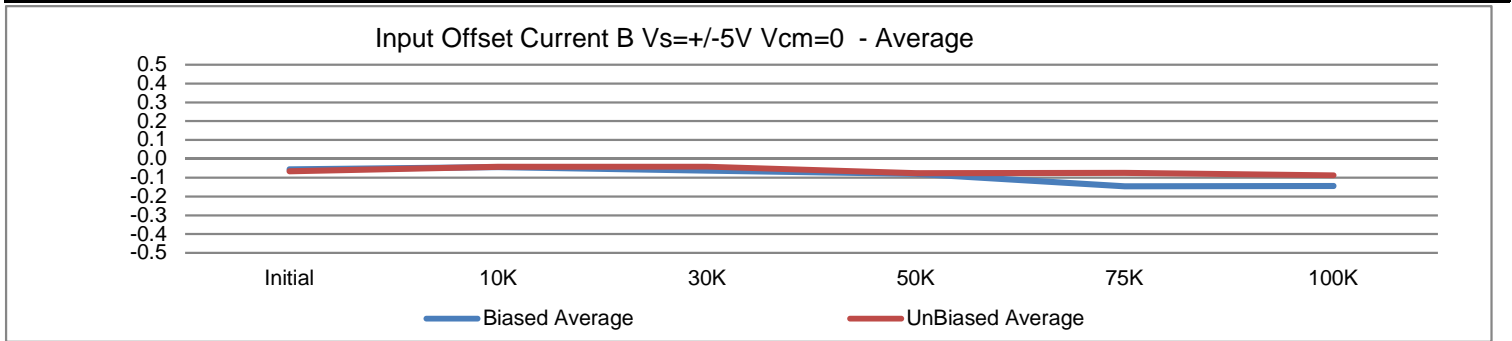
T# 38		-Ib Vsy=+-5 Vcm=0 <> ChanB						nA
SN		Initial	10K	30K	50K	75K	100K	Limit
Control	17	-0.12018	-0.10397	-0.10336	-0.09893	-0.10166	-0.10381	+/-1
	75	-0.31716	-0.31653	-0.31901	-0.31615	-0.31368	-0.31705	
Biased	19	-0.18901	0.15176	0.51147	0.51648	0.63304	0.65863	
	20	-0.07132	0.29261	0.56399	0.58696	0.67645	0.74354	
	62	-0.18999	0.03034	0.190	0.44759	0.42703	0.30873	
	64	-0.33391	-0.12534	0.13172	0.18388	0.39861	0.29664	
	Min	-0.3339	-0.1253	0.1317	0.1839	0.3986	0.2966	
	Max	-0.0713	0.2926	0.5640	0.5870	0.6765	0.7435	
	Average	-0.1961	0.0873	0.3494	0.4337	0.5338	0.5019	
UnBiased	38	-0.22052	0.04501	0.17968	0.12742	0.09304	0.12896	
	39	-0.08917	0.14074	0.16713	0.12736	0.1635	0.17913	
	73	-0.27469	-0.0693	0.05443	0.1354	0.11006	0.18373	
	74	-0.16975	-0.02906	0.04261	0.03982	0.03138	-0.02463	
	Min	-0.2747	-0.0693	0.0426	0.0398	0.0314	-0.0246	
	Max	-0.0892	0.1407	0.1797	0.1354	0.1635	0.1837	
	Average	-0.1885	0.0218	0.1110	0.1075	0.0995	0.1168	



T# 39		Ios Vsy=+-5 Vcm=0 <> ChanA						nA
SN		Initial	10K	30K	50K	75K	100K	Limit
Control	17	-0.01354	-0.01554	-0.02795	-0.01142	-0.01255	-0.01057	+/-0.5
	75	-0.05915	-0.05916	-0.05451	-0.05835	-0.05446	-0.0534	
Biased	19	0.13945	0.10231	0.18437	0.10833	0.14938	0.13523	
	20	-0.00667	-0.03078	-0.04808	-0.13319	-0.04754	-0.05704	
	62	-0.20476	-0.17109	-0.321	-0.31398	-0.22476	-0.24845	
	64	-0.04279	-0.061	-0.08064	-0.11732	-0.10043	-0.00728	
	Min	-0.2048	-0.1711	-0.3214	-0.3140	-0.2248	-0.2485	
	Max	0.1395	0.1023	0.1844	0.1083	0.1494	0.1352	
	Average	-0.0287	-0.0401	-0.0664	-0.1140	-0.0558	-0.0444	
UnBiased	38	0.04296	0.0918	0.01988	-0.05349	0.05134	0.17415	
	39	0.05146	0.04218	-0.04227	-0.03624	-0.02931	0.01922	
	73	-0.03419	0.00635	0.07798	0.08124	0.08831	0.03918	
	74	0.02586	-0.00804	-0.03775	-0.00583	0.02609	0.04053	
	Min	-0.0342	-0.0080	-0.0423	-0.0535	-0.0293	0.0192	
	Max	0.0515	0.0918	0.0780	0.0812	0.0883	0.1742	
	Average	0.0215	0.0331	0.0045	-0.0036	0.0341	0.0683	

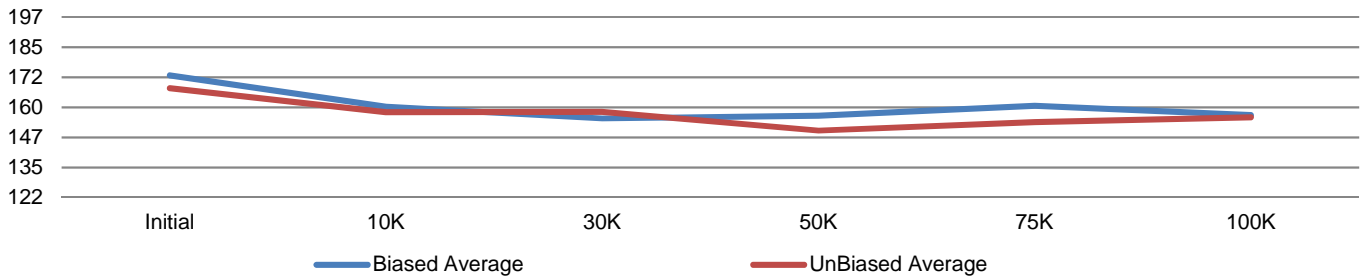


T# 40		Ios Vsy=+-5 Vcm=0 <> ChanB						nA
SN		Initial	10K	30K	50K	75K	100K	Limit
Control	17	-0.08797	-0.08881	-0.08937	-0.08962	-0.08836	-0.08746	+/-0.5
	75	-0.06603	-0.06405	-0.0612	-0.06408	-0.06906	-0.06271	
Biased	19	-0.07339	-0.01005	-0.10984	-0.03667	-0.11772	-0.08316	
	20	-0.08642	-0.07768	-0.05329	-0.00902	-0.03747	-0.00241	
	62	-0.03557	-0.04796	-0.002	-0.18662	-0.20326	-0.2792	
	64	-0.02987	-0.04223	-0.08836	-0.0867	-0.22429	-0.21364	
	Min	-0.0864	-0.0777	-0.1098	-0.1866	-0.2243	-0.2792	
	Max	-0.0299	-0.0101	-0.0023	-0.0090	-0.0375	-0.0024	
	Average	-0.0563	-0.0445	-0.0635	-0.0798	-0.1457	-0.1446	
UnBiased	38	-0.04022	-0.03739	-0.10033	-0.09986	-0.11552	-0.09712	
	39	0.02909	0.05469	0.06517	0.07726	0.04918	0.09019	
	73	-0.15084	-0.11219	-0.11694	-0.15393	-0.13427	-0.21341	
	74	-0.1037	-0.07662	-0.01463	-0.12973	-0.09933	-0.12907	
	Min	-0.1508	-0.1122	-0.1169	-0.1539	-0.1343	-0.2134	
	Max	0.0291	0.0547	0.0652	0.0773	0.0492	0.0902	
	Average	-0.0664	-0.0429	-0.0417	-0.0766	-0.0750	-0.0874	

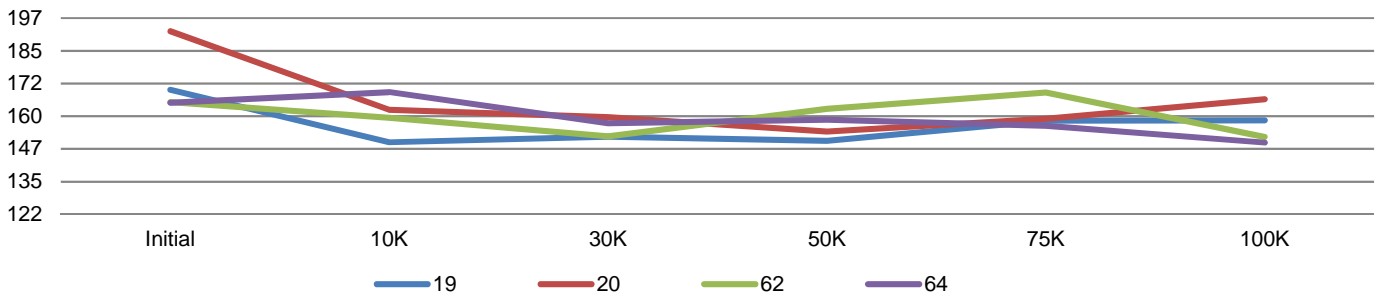


	T# 41	Cmrr Vsy=+-5V Vcm=+3 -3.8 dB <> ChanA						dB
	SN	Initial	10K	30K	50K	75K	100K	Limit
Control	17	161.51492	155.75829	155.34726	156.29085	151.16965	156.18979	>122
	75	146.38002	148.08736	148.38919	148.56291	151.80119	153.23569	
Biased	19	169.5764	149.5578	151.73468	150.09406	157.85826	157.9686	
	20	191.99728	162.01155	159.1425	153.6084	158.55554	166.03915	
	62	164.89882	158.89192	151.868	162.39319	168.55879	151.57372	
	64	164.68233	168.7274	156.78253	158.20619	155.8063	149.4369	
	Min	164.6823	149.5578	151.7347	150.0941	155.8063	149.4369	
	Max	191.9973	168.7274	159.1425	162.3932	168.5588	166.0392	
	Average	172.7887	159.7972	154.8820	156.0755	160.1947	156.2546	
UnBiased	38	174.09198	157.39565	154.38116	145.84142	147.22224	160.30441	
	39	170.20927	153.66837	165.70204	155.5784	164.76294	154.44678	
	73	164.08841	158.23158	153.63834	147.21503	146.87483	161.70274	
	74	161.31329	160.78564	156.96745	150.58614	154.78218	144.68239	
	Min	161.3133	153.6684	153.6383	145.8414	146.8748	144.6824	
	Max	174.0920	160.7856	165.7020	155.5784	164.7629	161.7027	
	Average	167.4257	157.5203	157.6722	149.8052	153.4105	155.2841	

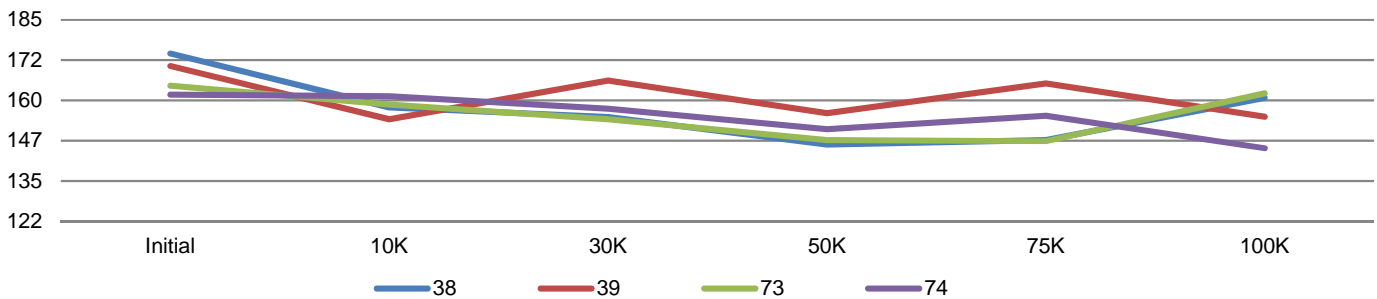
CMRR A Vs=+-5V Vcm=+3dB to -3.8dB - Average



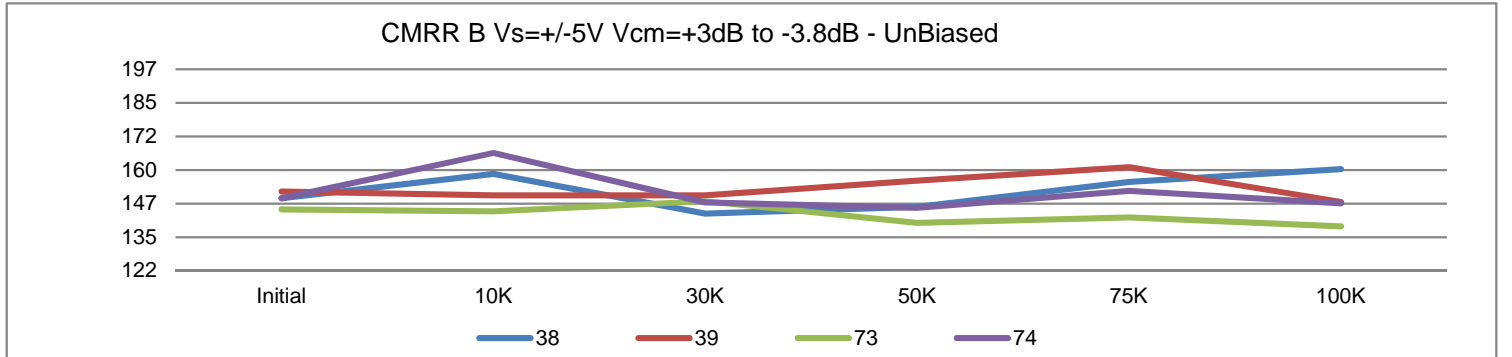
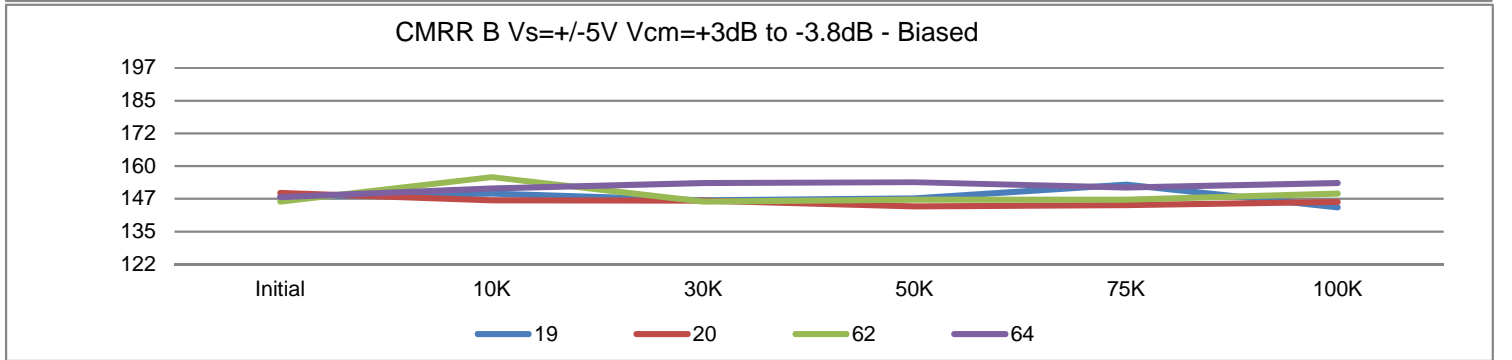
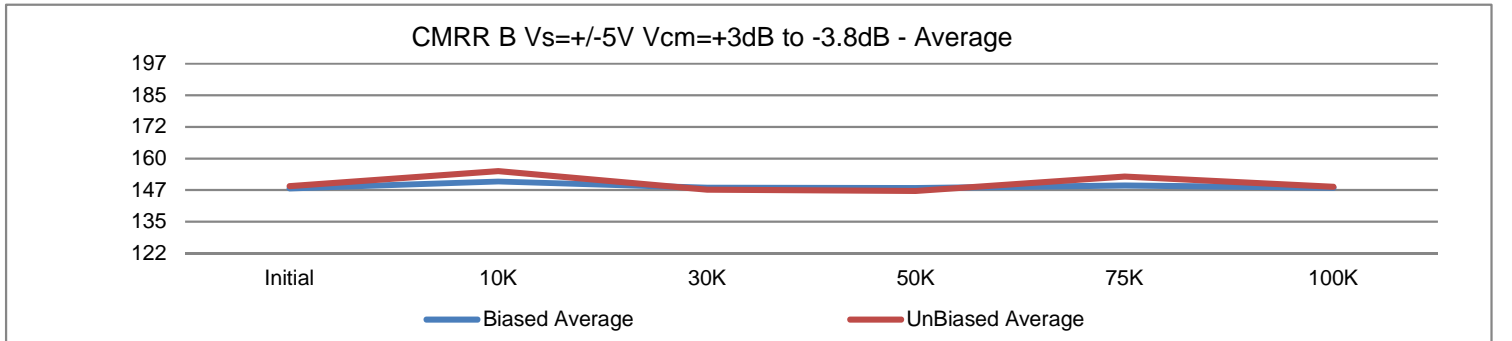
CMRR A Vs=+-5V Vcm=+3dB to -3.8dB - Biased



CMRR A Vs=+-5V Vcm=+3dB to -3.8dB - UnBiased

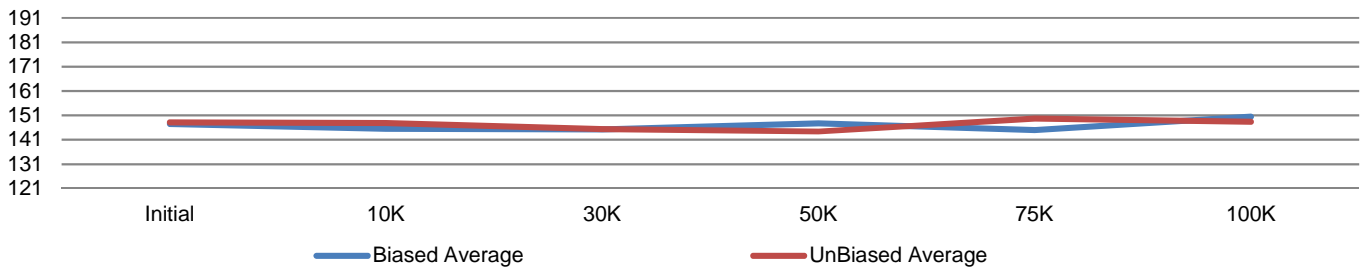


T# 42		Cmrr Vsy=+-5V Vcm=+3_-3.8 dB <> ChanB						dB
SN		Initial	10K	30K	50K	75K	100K	Limit
Control	17	148.83661	145.79642	147.18056	149.30154	149.74033	149.95839	>122
	75	149.01071	146.78004	147.16631	147.84703	148.26102	146.26489	
Biased	19	147.83179	148.96683	146.43964	147.18768	152.46043	143.74129	
	20	149.26988	146.3972	146.34201	144.1487	144.60303	145.81792	
	62	145.98071	155.3085	145.999	146.7393	146.73611	148.98016	
	64	147.69444	150.95001	153.01427	153.35577	151.31534	153.08452	
	Min	145.9807	146.3972	145.9994	144.1487	144.6030	143.7413	
	Max	149.2699	155.3085	153.0143	153.3558	152.4604	153.0845	
	Average	147.6942	150.4056	147.9488	147.8579	148.7787	147.9060	
UnBiased	38	149.04613	158.0157	143.28777	145.82686	155.1022	159.83089	
	39	151.54195	150.08673	150.09172	155.53867	160.54782	147.64561	
	73	144.79839	144.13112	147.8856	139.87209	141.86713	138.57449	
	74	149.05925	165.85129	147.44472	145.45084	151.78082	147.07448	
	Min	144.7984	144.1311	143.2878	139.8721	141.8671	138.5745	
	Max	151.5420	165.8513	150.0917	155.5387	160.5478	159.8309	
	Average	148.6114	154.5212	147.1775	146.6721	152.3245	148.2814	

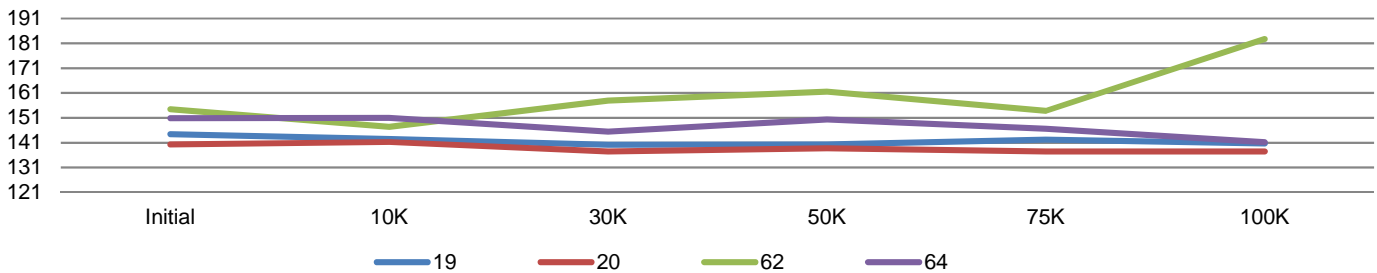


T# 43		Avo Vsy=+-5 Vcm=0 RI=2k Vo=+-3 dB <> ChanA						dB
SN		Initial	10K	30K	50K	75K	100K	Limit
Control	17	165.59747	153.01797	153.97012	158.32509	161.78886	151.61827	>121
	75	143.13934	143.3447	143.70534	142.55565	141.5956	143.05357	
Biased	19	144.43343	142.42851	140.15828	140.36223	142.21156	140.71962	
	20	140.25951	141.26224	137.52377	138.72472	137.48935	137.52914	
	62	154.51659	147.39391	157.899	161.61682	153.79539	182.70401	
	64	150.88268	150.98222	145.45074	150.38965	146.55783	141.16878	
	Min	140.2595	141.2622	137.5238	138.7247	137.4894	137.5291	
	Max	154.5166	150.9822	157.8985	161.6168	153.7954	182.7040	
	Average	147.5231	145.5167	145.2578	147.7734	145.0135	150.5304	
UnBiased	38	150.09074	147.84424	152.95491	143.89696	139.289	137.86258	
	39	150.59053	152.31908	141.78882	150.22751	164.70274	147.27881	
	73	143.21579	144.46307	140.94125	140.13312	149.98987	145.03709	
	74	148.96925	147.11685	145.88513	143.40726	144.7637	163.61917	
	Min	143.2158	144.4631	140.9413	140.1331	139.2890	137.8626	
	Max	150.5905	152.3191	152.9549	150.2275	164.7027	163.6192	
	Average	148.2166	147.9358	145.3925	144.4162	149.6863	148.4494	

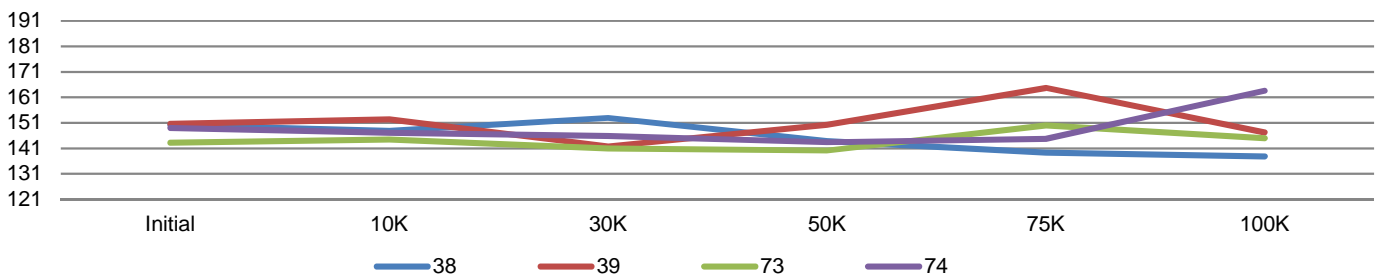
AVO A Vs=+-5V Vcm=0 RI=2k V0=+-3dB - Average



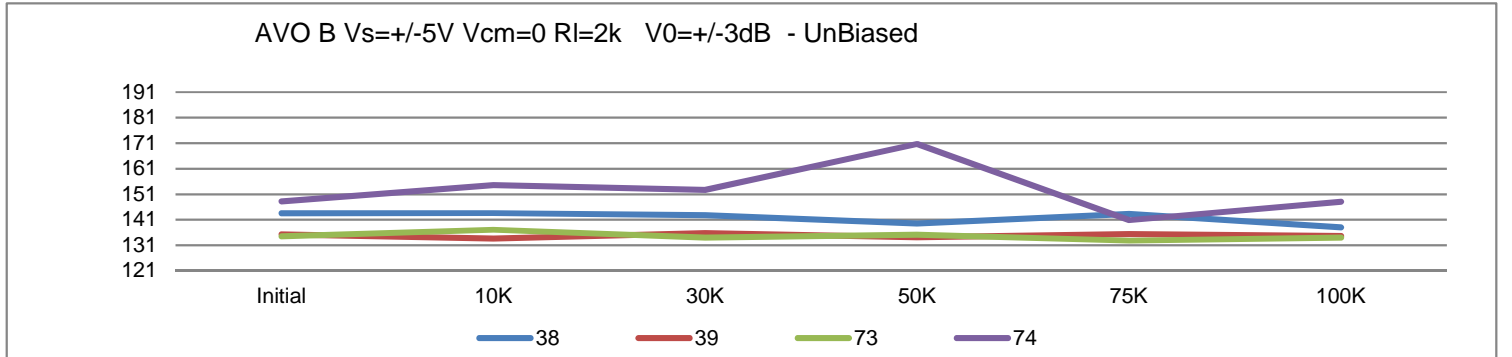
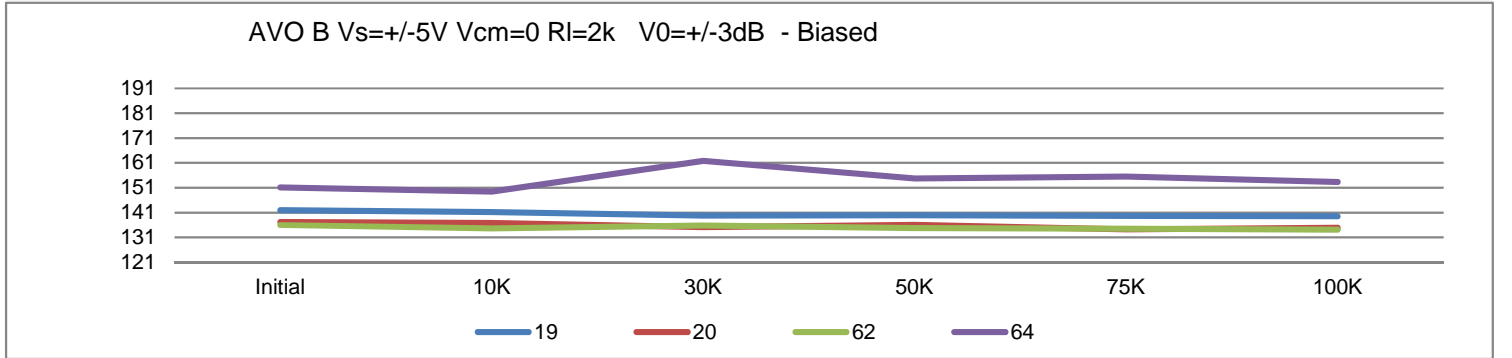
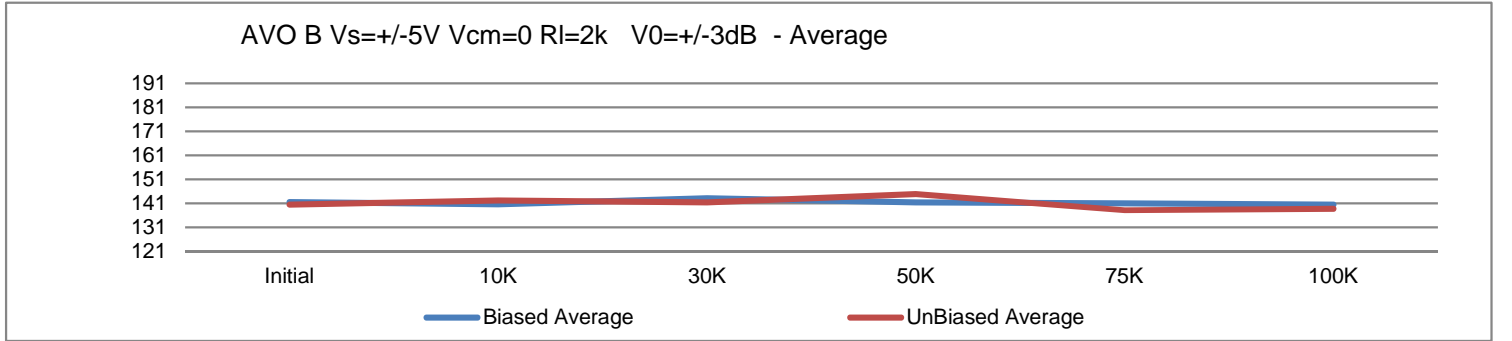
AVO A Vs=+-5V Vcm=0 RI=2k V0=+-3dB - Biased



AVO A Vs=+-5V Vcm=0 RI=2k V0=+-3dB - UnBiased

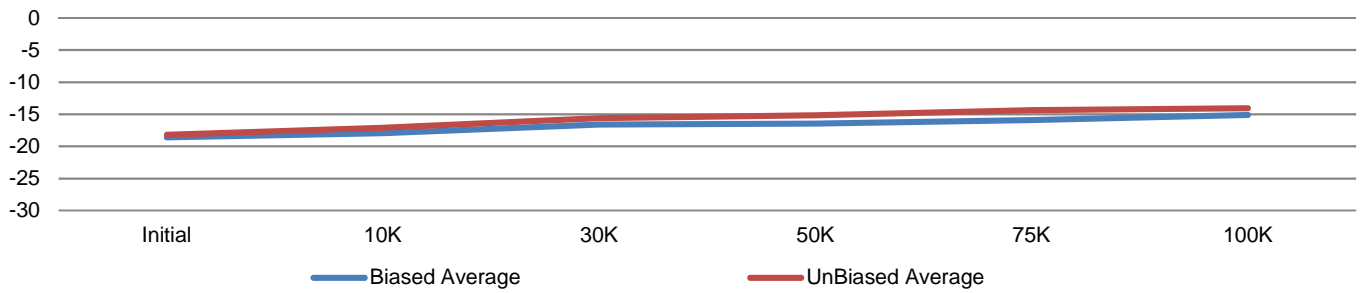


T# 44		Avo Vsy=+-5 Vcm=0 RI=2k Vo=+-3 dB <> ChanB						dB
SN		Initial	10K	30K	50K	75K	100K	Limit
Control	17	134.62656	135.1965	134.83047	134.59033	134.81139	135.1705	>121
	75	138.62738	138.61833	139.09834	138.78871	138.07565	138.28186	
Biased	19	141.94371	141.25987	139.78722	139.89822	139.67458	139.48611	
	20	137.18581	136.77647	135.17215	136.03635	134.27623	134.94061	
	62	136.00061	134.60741	135.835	134.76064	134.52087	134.0936	
	64	151.11411	149.48615	161.83817	154.71246	155.55992	153.31371	
	Min	136.0006	134.6074	135.1722	134.7606	134.2762	134.0936	
	Max	151.1141	149.4862	161.8382	154.7125	155.5599	153.3137	
	Average	141.5611	140.5325	143.1581	141.3519	141.0079	140.4585	
UnBiased	38	143.55034	143.61421	142.76787	139.53247	143.37167	138.0108	
	39	135.34833	133.6877	135.80884	134.15788	135.40454	134.67256	
	73	134.53368	137.08911	133.99536	135.19041	132.8255	134.02763	
	74	148.23337	154.56007	152.77426	170.66858	140.8768	148.06227	
	Min	134.5337	133.6877	133.9954	134.1579	132.8255	134.0276	
	Max	148.2334	154.5601	152.7743	170.6686	143.3717	148.0623	
	Average	140.4164	142.2378	141.3366	144.8873	138.1196	138.6933	

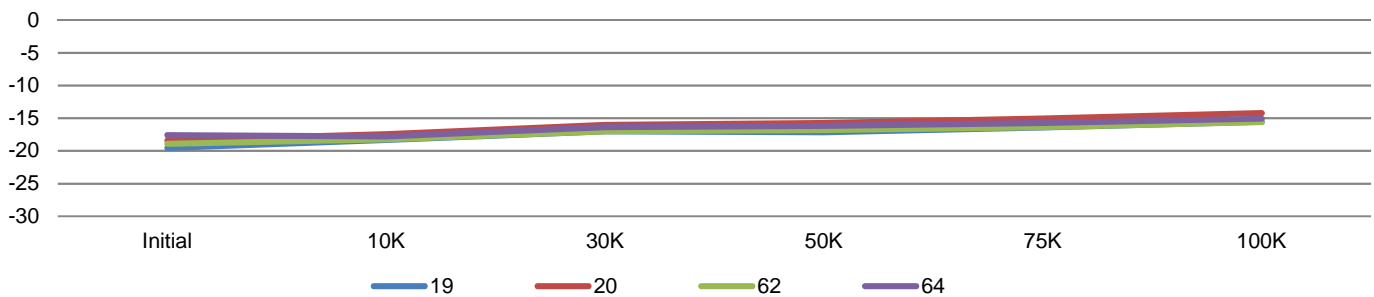


T# 45		Isc Vsy=10V Vcm=Vsy/2 Source ChanA						mA
SN		Initial	10K	30K	50K	75K	100K	Limit
Control	17	-18.81146	-18.27524	-18.23792	-18.13216	-18.14386	-18.11897	>-30
	75	-15.98597	-16.01708	-16.08551	-16.42143	-15.82963	-16.0847	
Biased	19	-19.53311	-18.31879	-16.99997	-17.14305	-16.42685	-15.55591	
	20	-18.3822	-17.42299	-16.02952	-15.71847	-15.0209	-14.22461	
	62	-18.90977	-18.21304	-17.006	-16.79468	-16.38331	-15.59323	
	64	-17.60339	-17.77135	-16.37788	-16.14771	-15.72387	-15.06445	
	Min	-19.5331	-18.3188	-17.0062	-17.1431	-16.4269	-15.5932	
	Max	-17.6034	-17.4230	-16.0295	-15.7185	-15.0209	-14.2246	
	Average	-18.6071	-17.9315	-16.6034	-16.4510	-15.8887	-15.1096	
UnBiased	38	-18.4693	-17.1866	-15.35767	-15.05907	-14.39258	-13.57762	
	39	-18.5875	-16.99997	-15.19592	-14.87866	-14.00687	-13.61495	
	73	-16.44009	-15.69359	-14.69826	-13.8149	-13.07994	-13.05505	
	74	-19.2768	-18.48675	-17.2177	-16.81956	-15.93539	-15.95405	
	Min	-19.2768	-18.4868	-17.2177	-16.8196	-15.9354	-15.9541	
	Max	-16.4401	-15.6936	-14.6983	-13.8149	-13.0799	-13.0551	
	Average	-18.1934	-17.0917	-15.6174	-15.1430	-14.3537	-14.0504	

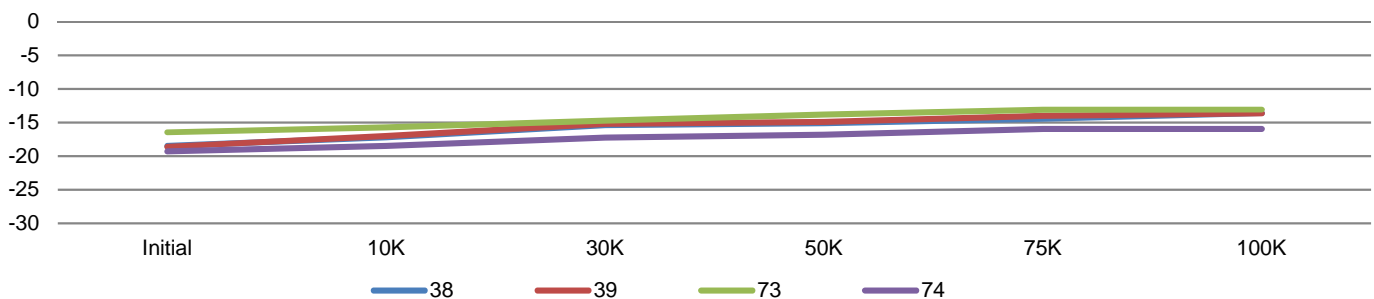
+Short Circuit Current A Vs=+-5V - Average



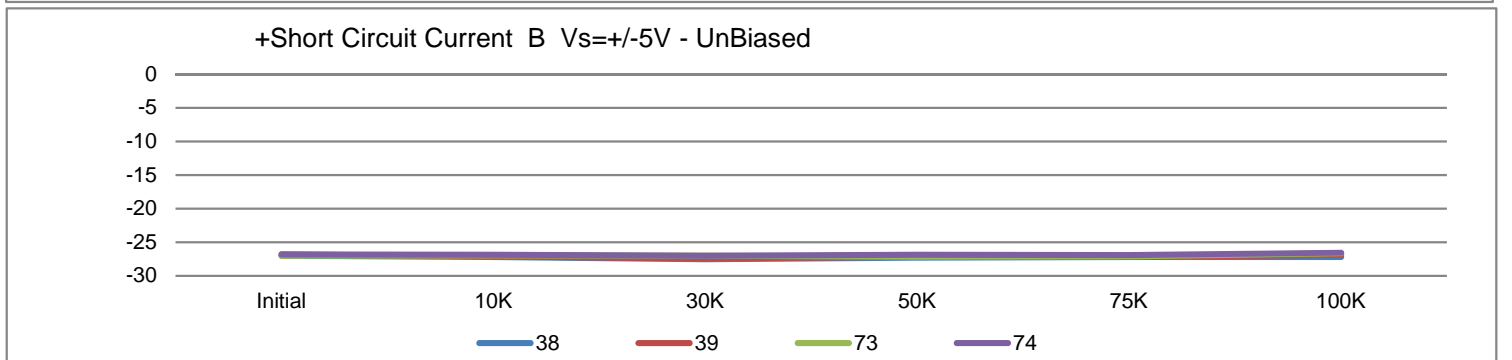
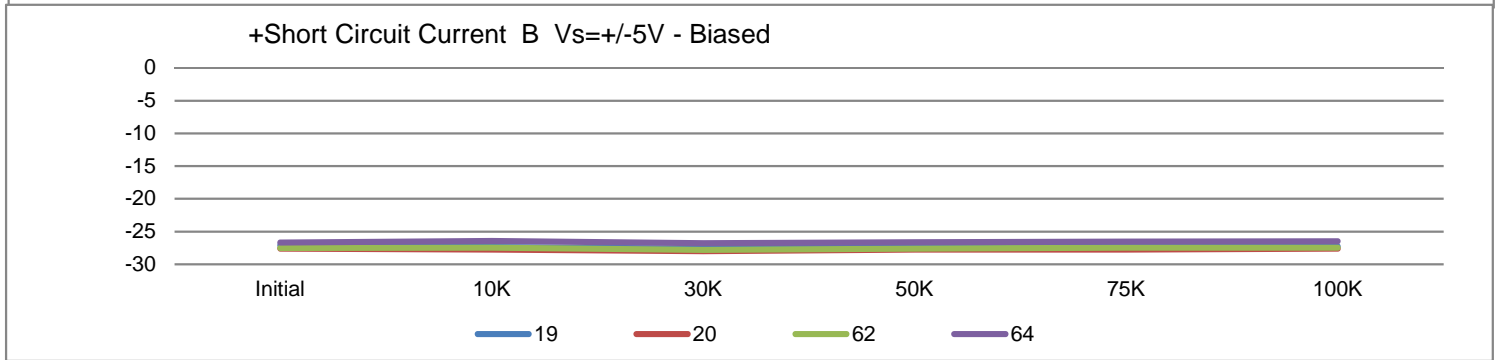
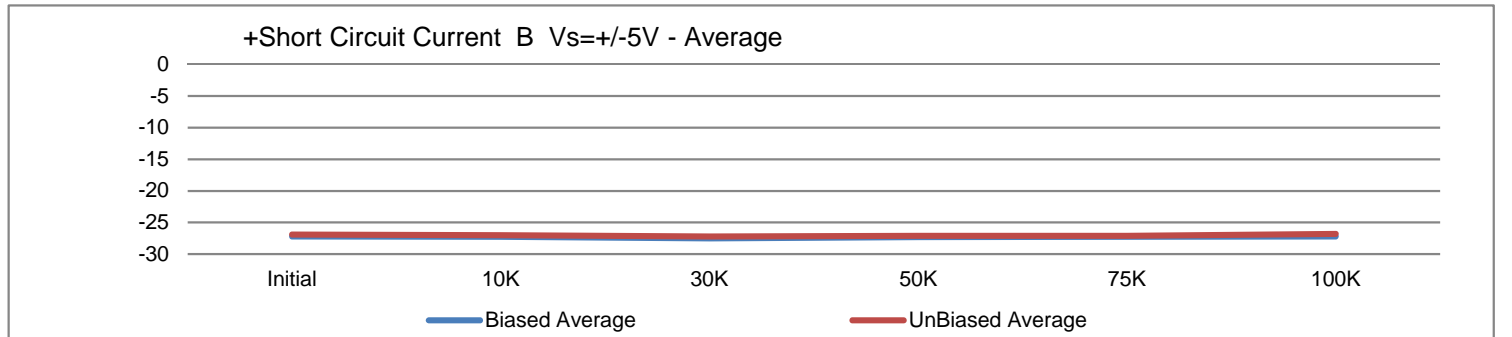
+Short Circuit Current A Vs=+-5V - Biased



+Short Circuit Current A Vs=+-5V - UnBiased

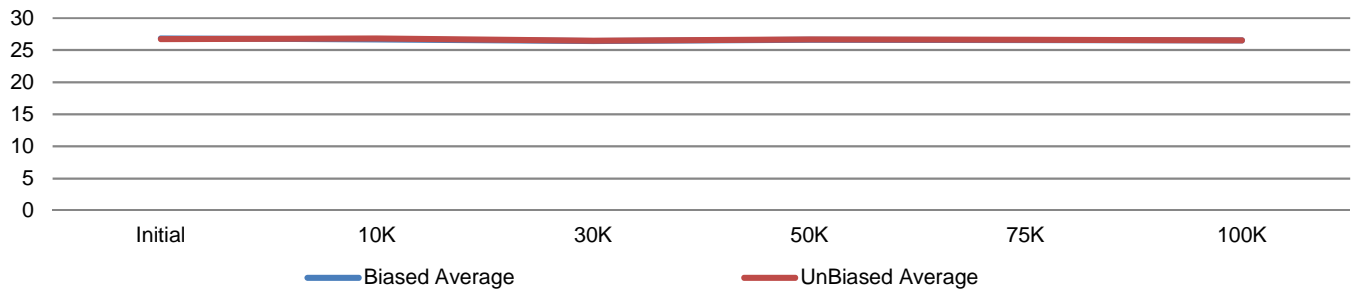


T# 46		Isc Vsy=10V Vcm=Vsy/2 Source ChanB						mA
SN		Initial	10K	30K	50K	75K	100K	Limit
Control	17	-26.89365	-27.10771	-27.12646	-27.15146	-27.15871	-27.16496	>-30
	75	-27.27646	-27.26396	-27.23271	-27.08896	-27.34621	-27.22746	
Biased	19	-27.0999	-27.37021	-27.61397	-27.27646	-27.25871	-27.27746	
	20	-27.59366	-27.73897	-27.98897	-27.76396	-27.74622	-27.59622	
	62	-27.52022	-27.44521	-27.789	-27.58897	-27.47746	-27.46496	
	64	-26.67646	-26.42021	-26.77021	-26.62021	-26.52745	-26.47745	
	Min	-27.5937	-27.7390	-27.9890	-27.7640	-27.7462	-27.5962	
	Max	-26.6765	-26.4202	-26.7702	-26.6202	-26.5275	-26.4775	
	Average	-27.2226	-27.2437	-27.5405	-27.3124	-27.2525	-27.2040	
UnBiased	38	-27.0249	-27.18271	-27.51396	-27.28271	-27.17746	-27.17121	
	39	-26.8249	-27.11396	-27.42022	-27.13896	-27.17121	-26.85245	
	73	-27.00771	-26.95146	-26.98896	-27.13896	-27.09621	-26.6337	
	74	-26.80146	-26.83896	-26.99521	-26.86396	-26.91495	-26.55245	
	Min	-27.0249	-27.1827	-27.5140	-27.2827	-27.1775	-27.1712	
	Max	-26.8015	-26.8390	-26.9890	-26.8640	-26.9150	-26.5525	
	Average	-26.9147	-27.0218	-27.2296	-27.1061	-27.0900	-26.8025	

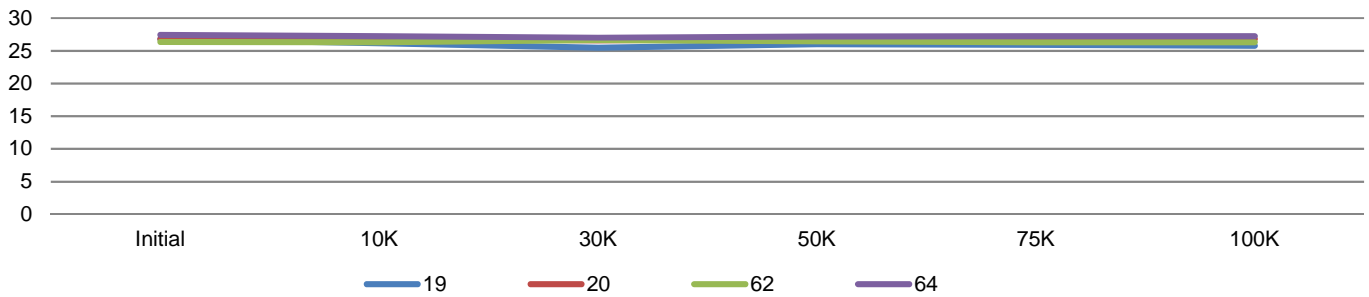


T# 47		Isc Vsy=10V Vcm=Vsy/2 Sour+Y430ce <> ChanA						mA
SN		Initial	10K	30K	50K	75K	100K	Limit
Control	17	26.72699	26.92544	26.95033	26.97521	26.97727	26.99594	<30
	75	27.50398	27.49776	27.46665	27.31735	27.57449	27.46874	
Biased	19	26.7892	26.15406	25.4822	26.03586	25.93836	25.77039	
	20	26.78297	26.90056	26.5833	26.84457	26.78442	26.80931	
	62	26.37801	26.30958	26.639	26.44022	26.33029	26.31784	
	64	27.43555	27.21782	27.01253	27.16805	27.23856	27.21989	
	Min	26.3780	26.1541	25.4822	26.0359	25.9384	25.7704	
	Max	27.4356	27.2178	27.0125	27.1681	27.2386	27.2199	
	Average	26.8464	26.6455	26.4293	26.6222	26.5729	26.5294	
UnBiased	38	26.8203	26.98765	26.1976	26.56463	26.60401	26.51692	
	39	26.76431	26.96899	26.18516	26.62684	26.46715	26.80931	
	73	26.81969	26.76992	26.80724	26.91922	26.8964	26.44227	
	74	26.4651	26.50242	26.6455	26.51487	26.56669	26.23075	
	Min	26.4651	26.5024	26.1852	26.5149	26.4672	26.2308	
	Max	26.8203	26.9877	26.8072	26.9192	26.8964	26.8093	
	Average	26.7174	26.8072	26.4589	26.6564	26.6336	26.4998	

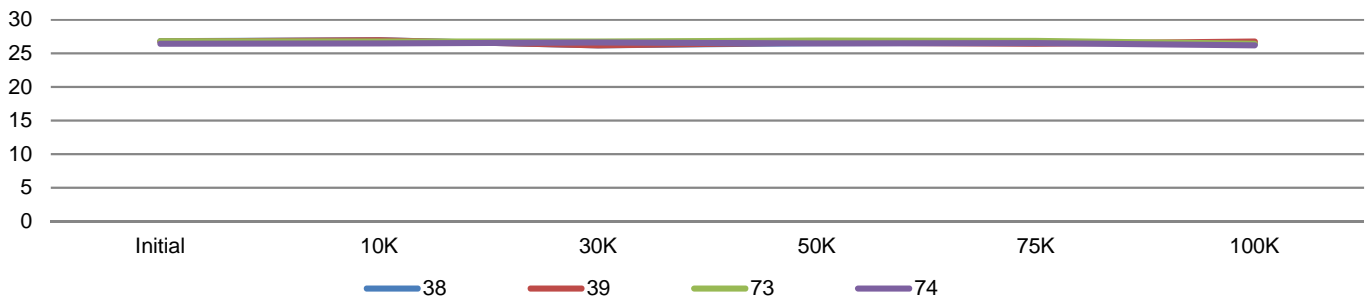
-Short Circuit Current A Vs=+-5V - Average



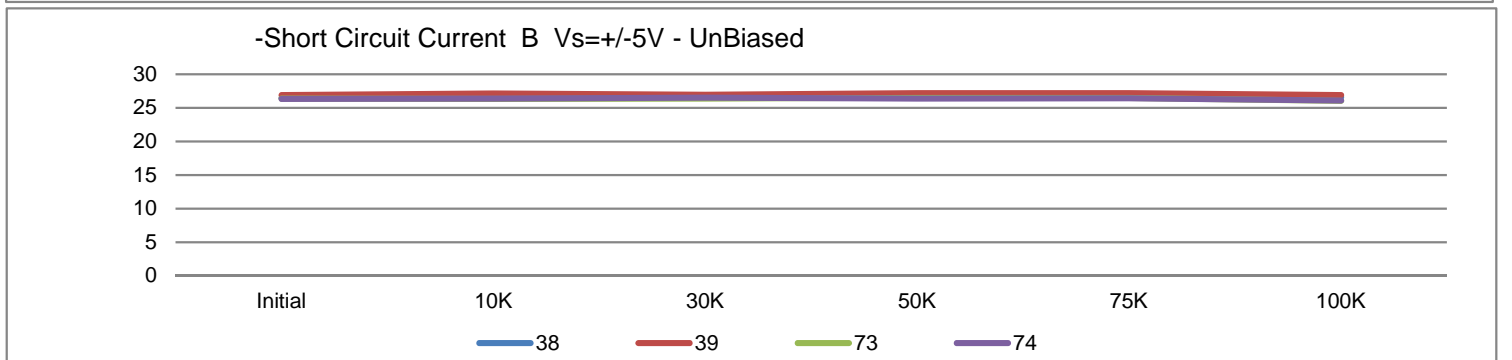
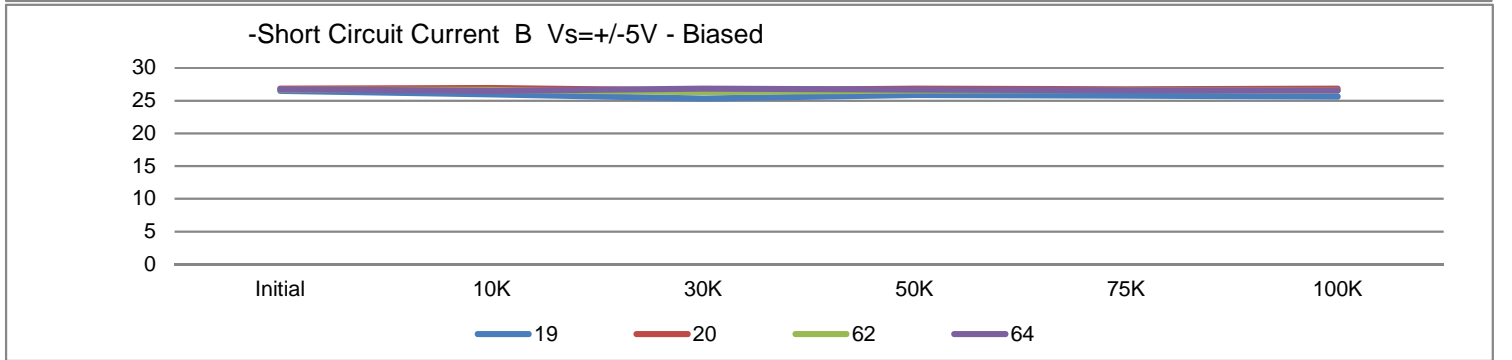
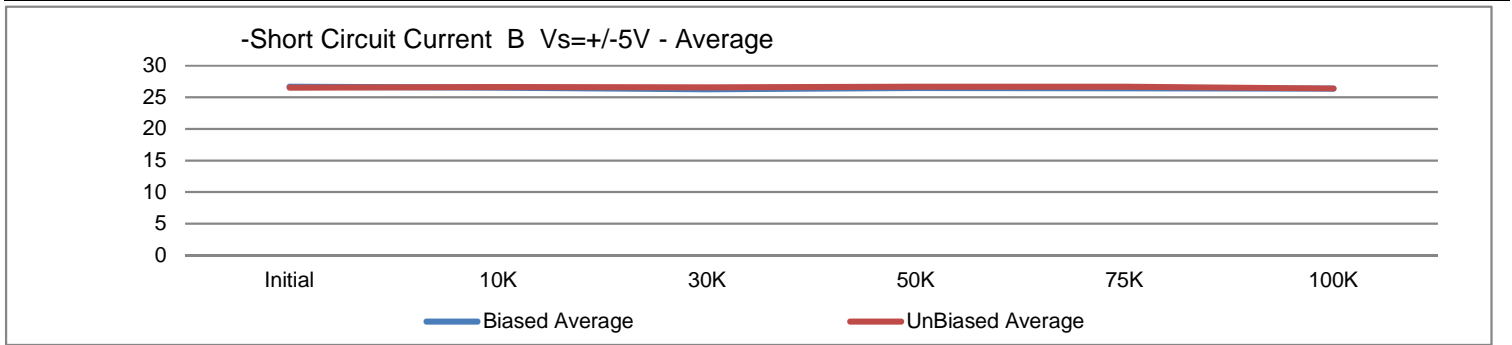
-Short Circuit Current A Vs=+-5V - Biased



-Short Circuit Current A Vs=+-5V - UnBiased

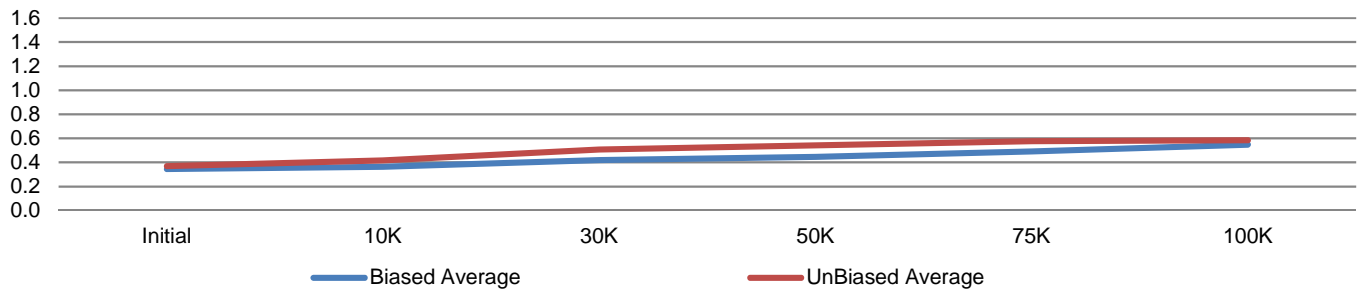


T# 48		Isc Vsy=10V Vcm=Vsy/2 Source <> ChanB						mA
SN		Initial	10K	30K	50K	75K	100K	Limit
Control	17	26.74446	26.92991	26.94241	26.97991	26.97349	26.98599	<30
	75	26.44866	26.44241	26.41741	26.27366	26.52349	26.41098	
Biased	19	26.50071	25.98616	25.32991	25.86116	25.77347	25.61097	
	20	26.84447	26.95491	26.56116	26.83616	26.76099	26.84849	
	62	26.70491	26.62991	26.311	26.55491	26.64224	26.56099	
	64	26.74866	26.49866	26.84241	26.69241	26.59849	26.54849	
	Min	26.5007	25.9862	25.3299	25.8612	25.7735	25.6110	
	Max	26.8445	26.9549	26.8424	26.8362	26.7610	26.8485	
	Average	26.6997	26.5174	26.2612	26.4862	26.4438	26.3922	
UnBiased	38	26.46946	26.60491	26.56116	26.69241	26.60474	26.58599	
	39	26.88822	27.16116	26.94866	27.18616	27.19225	26.89849	
	73	26.39866	26.34241	26.38616	26.49866	26.46098	26.02973	
	74	26.32991	26.36741	26.51741	26.37366	26.43598	26.09223	
	Min	26.3299	26.3424	26.3862	26.3737	26.4360	26.0297	
	Max	26.8882	27.1612	26.9487	27.1862	27.1923	26.8985	
	Average	26.5216	26.6190	26.6033	26.6877	26.6735	26.4016	

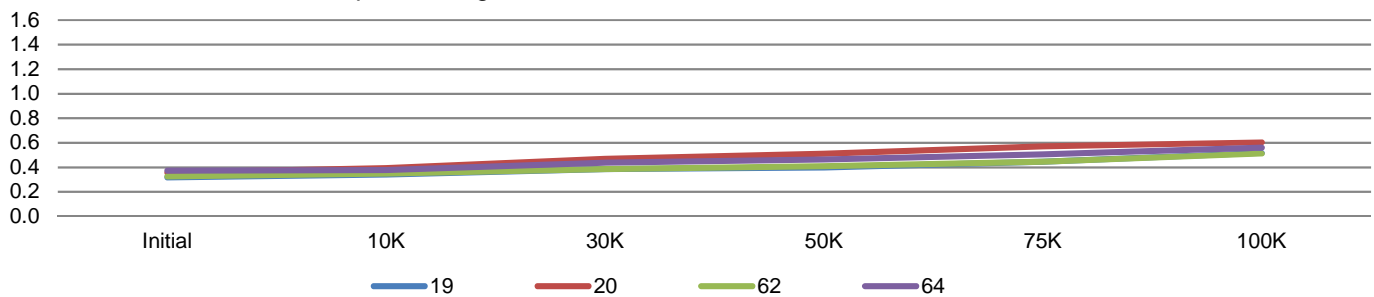


T# 49		VoDropout IL=-10mA Vsy=pn5 <> ChanA						V
SN		Initial	10K	30K	50K	75K	100K	Limit
Control	17	0.34802	0.35834	0.35935	0.36198	0.36164	0.3624	<1.6
	75	0.46269	0.46165	0.45872	0.4445	0.47133	0.45913	
Biased	19	0.31839	0.34041	0.38569	0.39771	0.4459	0.51712	
	20	0.35729	0.39271	0.46931	0.51198	0.5709	0.60358	
	62	0.32607	0.34997	0.386	0.40983	0.44608	0.51181	
	64	0.37345	0.37683	0.43666	0.46457	0.50671	0.56006	
	Min	0.3184	0.3404	0.3857	0.3977	0.4459	0.5118	
	Max	0.3735	0.3927	0.4693	0.5120	0.5709	0.6036	
	Average	0.3438	0.3650	0.4195	0.4460	0.4924	0.5481	
UnBiased	38	0.35598	0.40621	0.51909	0.56315	0.59648	0.61352	
	39	0.35797	0.41766	0.53953	0.5773	0.60854	0.60935	
	73	0.4423	0.50038	0.5745	0.6069	0.6177	0.60716	
	74	0.32212	0.34401	0.39263	0.42385	0.48503	0.50664	
	Min	0.3221	0.3440	0.3926	0.4239	0.4850	0.5066	
	Max	0.4423	0.5004	0.5745	0.6069	0.6177	0.6135	
	Average	0.3696	0.4171	0.5064	0.5428	0.5769	0.5842	

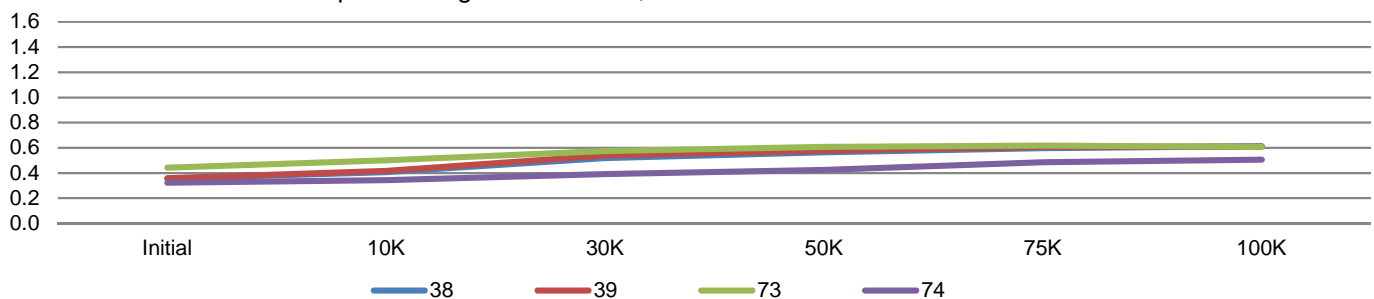
Dropout Voltage A Vs=+-5V, IL=-10mA - Average



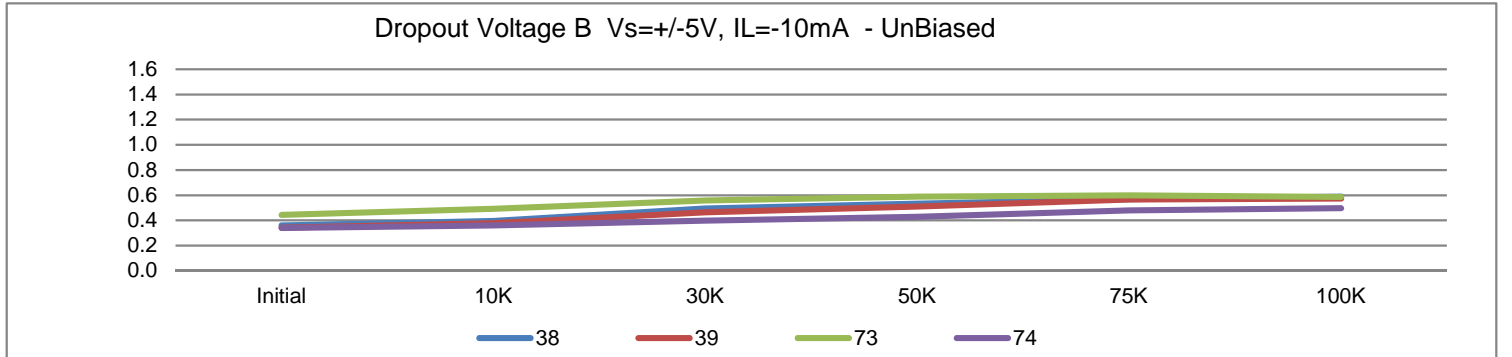
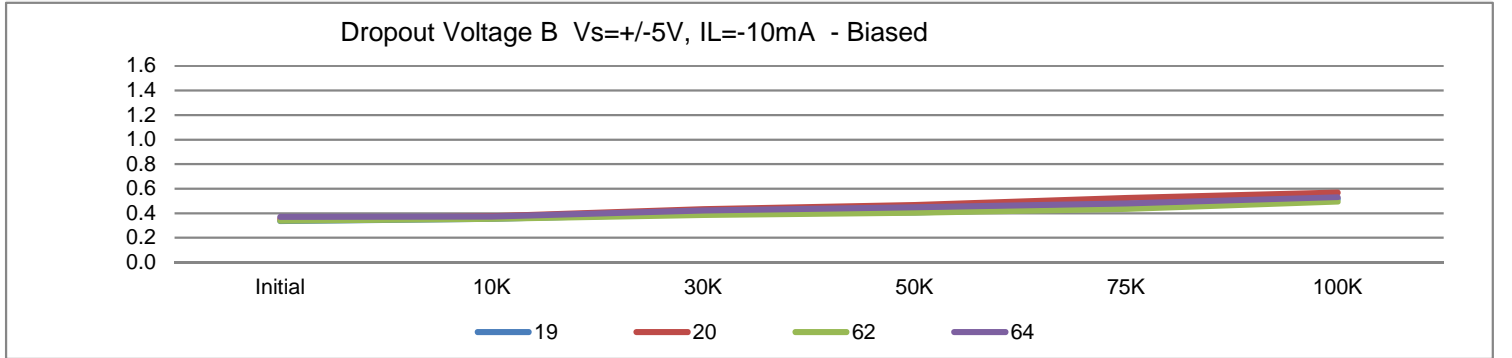
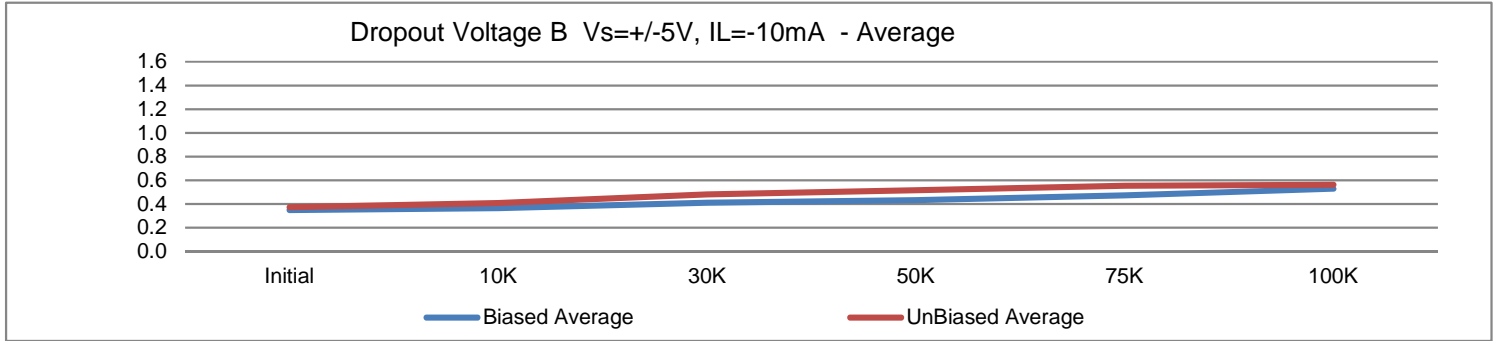
Dropout Voltage A Vs=+-5V, IL=-10mA - Biased



Dropout Voltage A Vs=+-5V, IL=-10mA - UnBiased

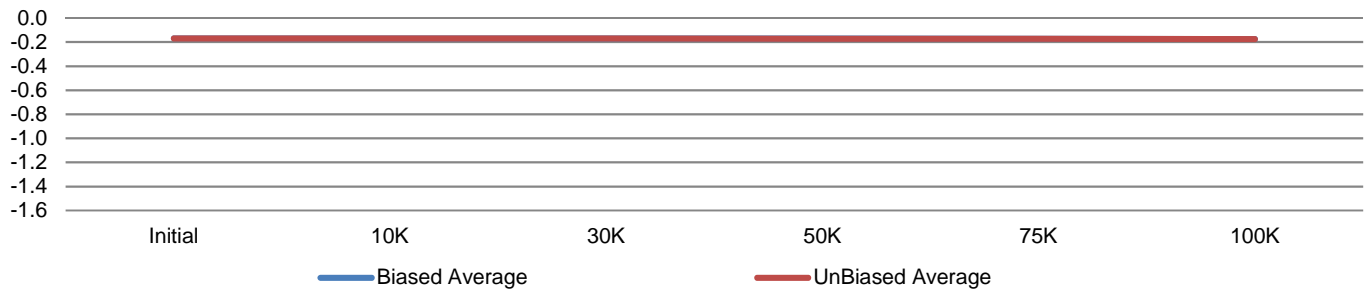


T# 50		VoDropout IL=-10mA Vsy=pn5 <> ChanB						V
SN		Initial	10K	30K	50K	75K	100K	Limit
Control	17	0.36213	0.37019	0.37092	0.37274	0.37284	0.37343	<1.6
	75	0.43816	0.43721	0.43467	0.42368	0.44514	0.4352	
Biased	19	0.33599	0.35385	0.39642	0.40757	0.44709	0.51577	
	20	0.35271	0.3755	0.43266	0.46693	0.52404	0.56878	
	62	0.33754	0.35535	0.385	0.4048	0.43578	0.49487	
	64	0.36925	0.37248	0.42349	0.44734	0.47999	0.53045	
	Min	0.3360	0.3539	0.3849	0.4048	0.4358	0.4949	
	Max	0.3693	0.3755	0.4327	0.4669	0.5240	0.5688	
	Average	0.3489	0.3643	0.4094	0.4317	0.4717	0.5275	
UnBiased	38	0.36103	0.39693	0.49445	0.53209	0.56894	0.59047	
	39	0.34349	0.37717	0.4656	0.51099	0.56603	0.57308	
	73	0.4436	0.49365	0.55973	0.58999	0.59956	0.58765	
	74	0.34103	0.35931	0.39881	0.42807	0.47944	0.49669	
	Min	0.3410	0.3593	0.3988	0.4281	0.4794	0.4967	
	Max	0.4436	0.4937	0.5597	0.5900	0.5996	0.5905	
	Average	0.3723	0.4068	0.4796	0.5153	0.5535	0.5620	

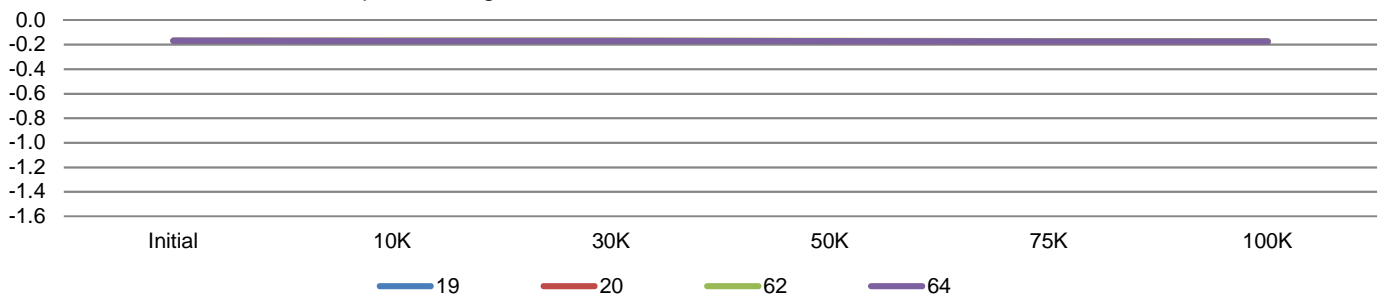


T# 51		VoDropout IL=+10mA Vsy=pn5 <> ChanA						V
SN		Initial	10K	30K	50K	75K	100K	Limit
Control	17	-0.16982	-0.16875	-0.16878	-0.16864	-0.16895	-0.16888	>-1.6
	75	-0.17036	-0.17038	-0.17062	-0.17141	-0.17019	-0.17099	
Biased	19	-0.16904	-0.16872	-0.16863	-0.17103	-0.17231	-0.17324	
	20	-0.16896	-0.16922	-0.16912	-0.17125	-0.17242	-0.17465	
	62	-0.16699	-0.1681	-0.167	-0.16896	-0.17021	-0.1715	
	64	-0.16892	-0.17088	-0.1699	-0.17135	-0.17277	-0.17415	
	Min	-0.1690	-0.1709	-0.1699	-0.1714	-0.1728	-0.1747	
	Max	-0.1670	-0.1681	-0.1672	-0.1690	-0.1702	-0.1715	
	Average	-0.1685	-0.1692	-0.1687	-0.1706	-0.1719	-0.1734	
UnBiased	38	-0.1697	-0.17021	-0.16988	-0.17216	-0.17376	-0.1749	
	39	-0.17133	-0.17089	-0.1707	-0.17341	-0.1746	-0.17746	
	73	-0.16954	-0.17102	-0.17216	-0.17254	-0.17377	-0.17748	
	74	-0.16722	-0.16768	-0.16815	-0.16953	-0.1702	-0.17307	
	Min	-0.1713	-0.1710	-0.1722	-0.1734	-0.1746	-0.1775	
	Max	-0.1672	-0.1677	-0.1682	-0.1695	-0.1702	-0.1731	
	Average	-0.1694	-0.1700	-0.1702	-0.1719	-0.1731	-0.1757	

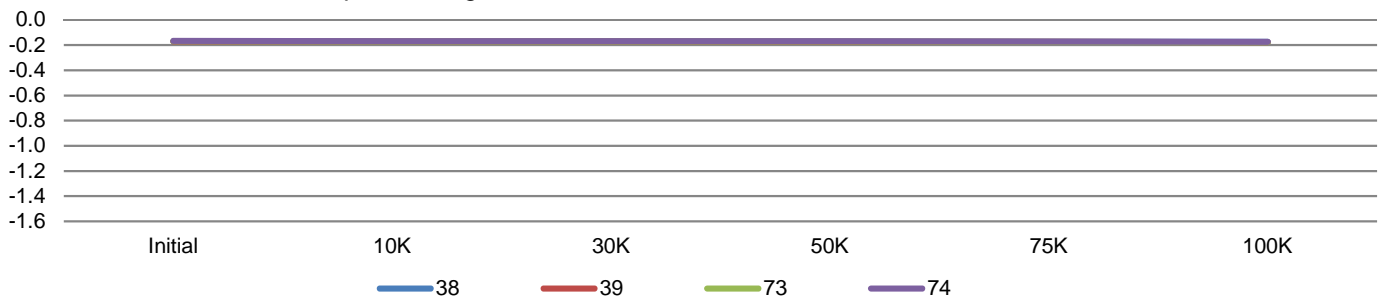
Dropout Voltage A Vs=+-5V, IL=+10mA - Average



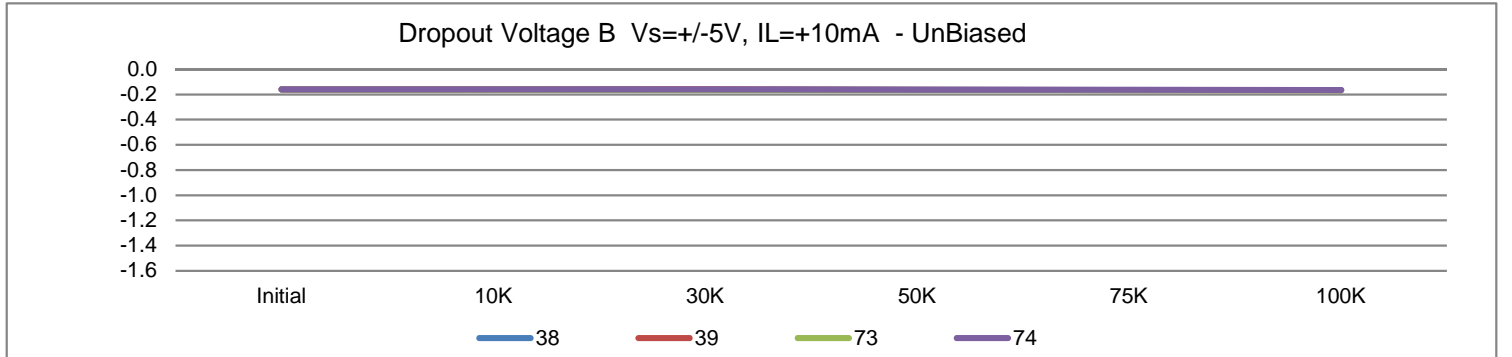
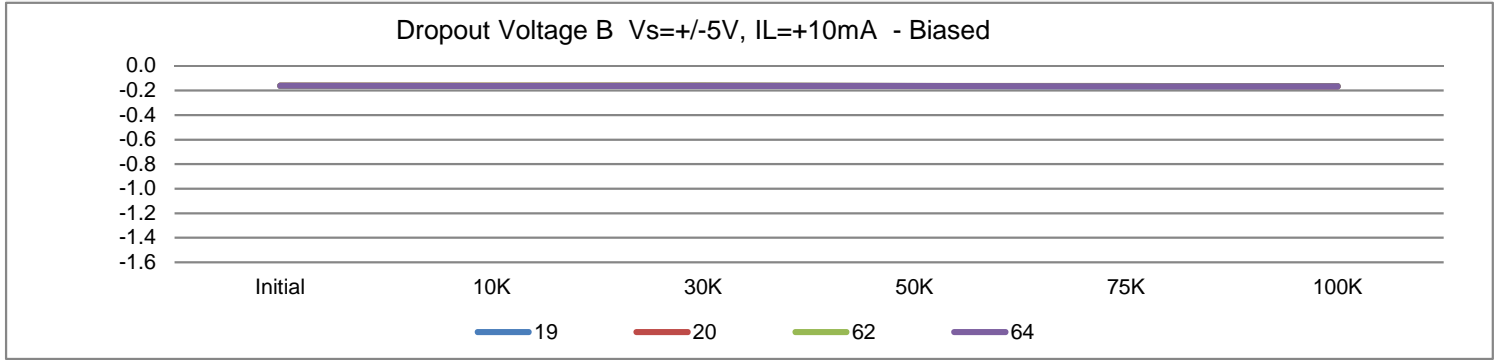
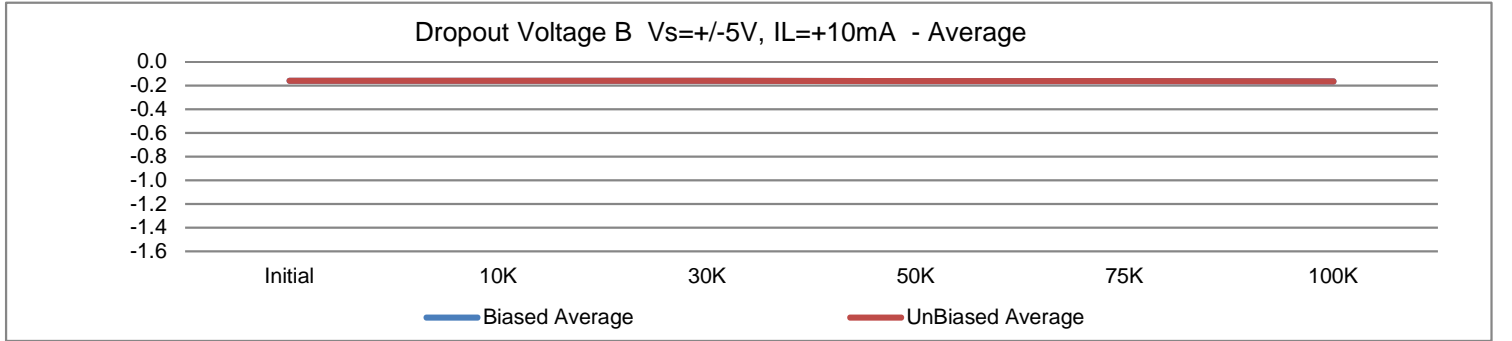
Dropout Voltage A Vs=+-5V, IL=+10mA - Biased



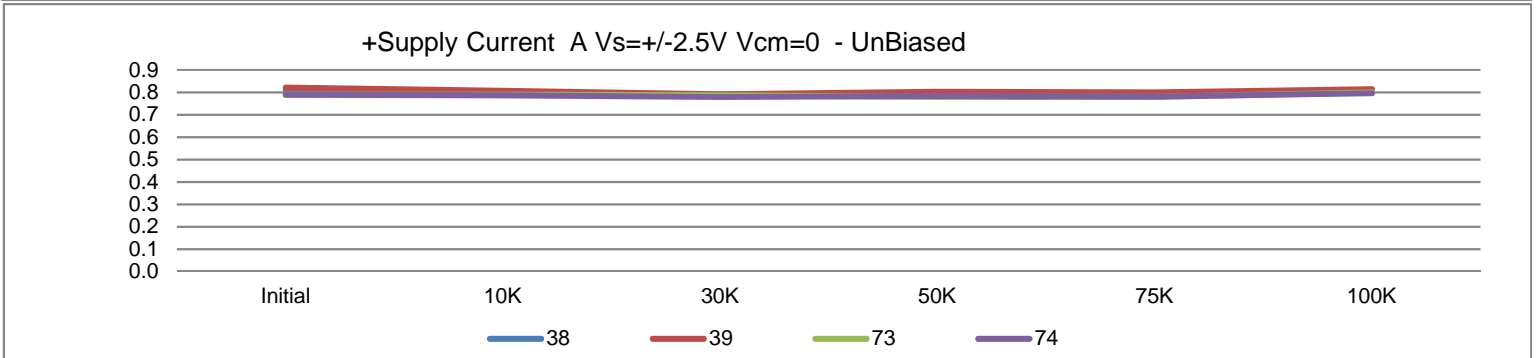
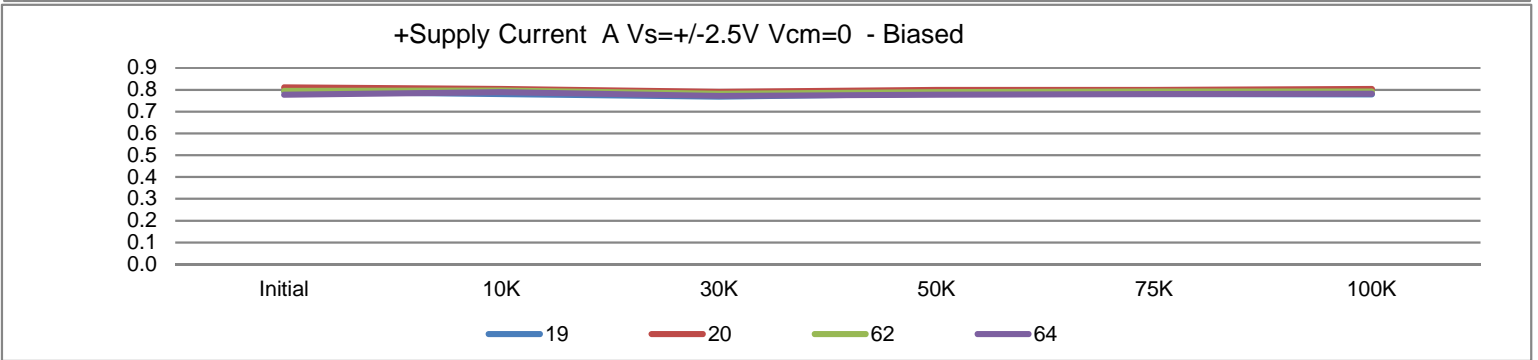
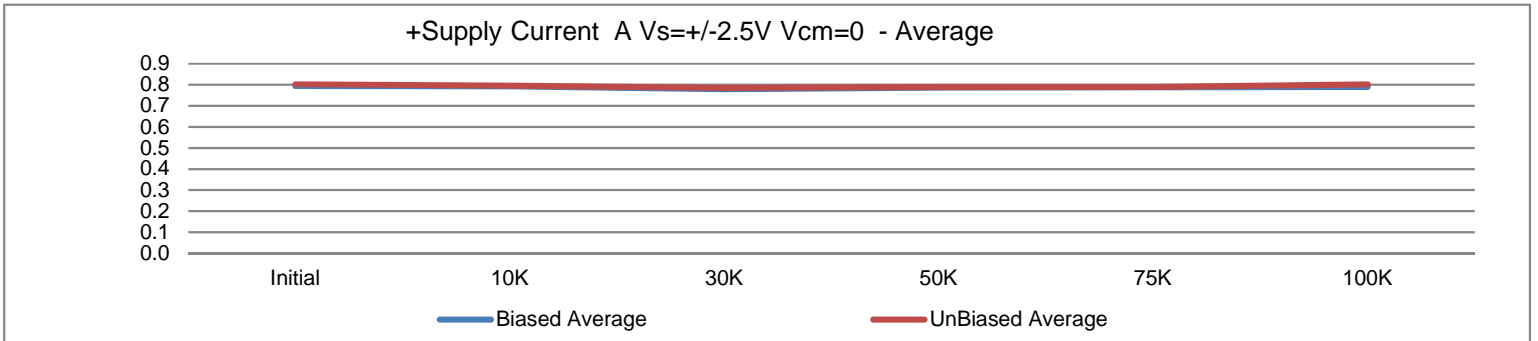
Dropout Voltage A Vs=+-5V, IL=+10mA - UnBiased



T# 52		VoDropout IL=+10mA Vsy=pn5 <> ChanB						V
SN		Initial	10K	30K	50K	75K	100K	Limit
Control	17	-0.16175	-0.16068	-0.16058	-0.16037	-0.16058	-0.1604	>-1.6
	75	-0.1608	-0.16096	-0.16115	-0.16179	-0.16072	-0.16163	
Biased	19	-0.16193	-0.16137	-0.16146	-0.16348	-0.16462	-0.16571	
	20	-0.16078	-0.16081	-0.16089	-0.1626	-0.16397	-0.16604	
	62	-0.15947	-0.16076	-0.160	-0.16151	-0.16283	-0.16421	
	64	-0.16065	-0.16245	-0.16162	-0.16303	-0.16445	-0.16578	
	Min	-0.1619	-0.1625	-0.1616	-0.1635	-0.1646	-0.1660	
	Max	-0.1595	-0.1608	-0.1600	-0.1615	-0.1628	-0.1642	
	Average	-0.1607	-0.1613	-0.1610	-0.1627	-0.1640	-0.1654	
UnBiased	38	-0.16048	-0.16062	-0.16044	-0.16266	-0.16415	-0.16528	
	39	-0.16085	-0.1605	-0.16042	-0.16279	-0.16404	-0.16667	
	73	-0.16153	-0.16296	-0.16404	-0.16429	-0.16564	-0.16905	
	74	-0.15943	-0.15991	-0.16009	-0.16146	-0.16216	-0.16497	
	Min	-0.1615	-0.1630	-0.1640	-0.1643	-0.1656	-0.1691	
	Max	-0.1594	-0.1599	-0.1601	-0.1615	-0.1622	-0.1650	
	Average	-0.1606	-0.1610	-0.1612	-0.1628	-0.1640	-0.1665	

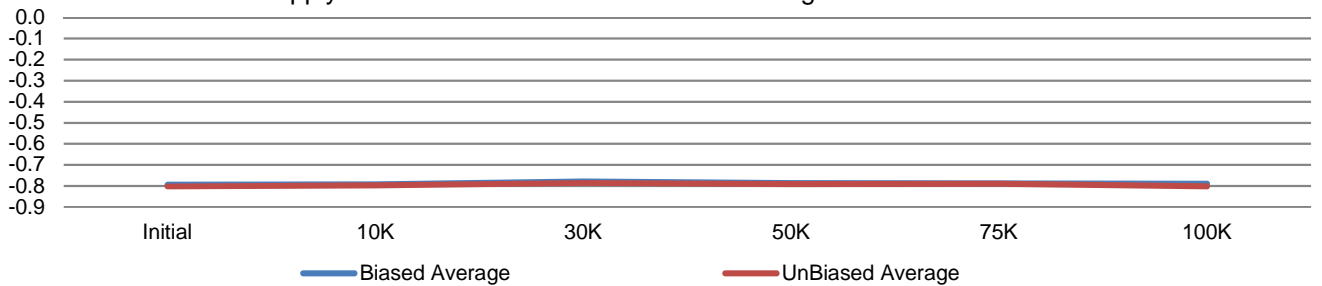


T# 53		+Isy Vsy=+-2p5 Vcm=0 <> power_vpos						mA
SN		Initial	10K	30K	50K	75K	100K	Limit
Control	17	0.82058	0.81102	0.81071	0.80889	0.80884	0.80809	<0.9
	75	0.78186	0.78217	0.78361	0.78999	0.77799	0.78362	
Biased	19	0.79255	0.78023	0.76797	0.78167	0.78081	0.77893	
	20	0.81088	0.80426	0.79168	0.79994	0.79958	0.80459	
	62	0.79538	0.79732	0.782	0.78868	0.79244	0.79232	
	64	0.77829	0.78893	0.77241	0.77735	0.78093	0.78243	
	Min	0.7783	0.7802	0.7680	0.7774	0.7808	0.7789	
	Max	0.8109	0.8043	0.7917	0.7999	0.7996	0.8046	
	Average	0.7943	0.7927	0.7784	0.7869	0.7884	0.7896	
UnBiased	38	0.80969	0.80207	0.78511	0.79506	0.79751	0.79733	
	39	0.82115	0.80708	0.79112	0.80289	0.80045	0.81353	
	73	0.78924	0.78993	0.78668	0.78004	0.78037	0.79983	
	74	0.79025	0.78737	0.77917	0.78443	0.78093	0.79607	
	Min	0.7892	0.7874	0.7792	0.7800	0.7804	0.7961	
	Max	0.8212	0.8071	0.7911	0.8029	0.8005	0.8135	
	Average	0.8026	0.7966	0.7855	0.7906	0.7898	0.8017	

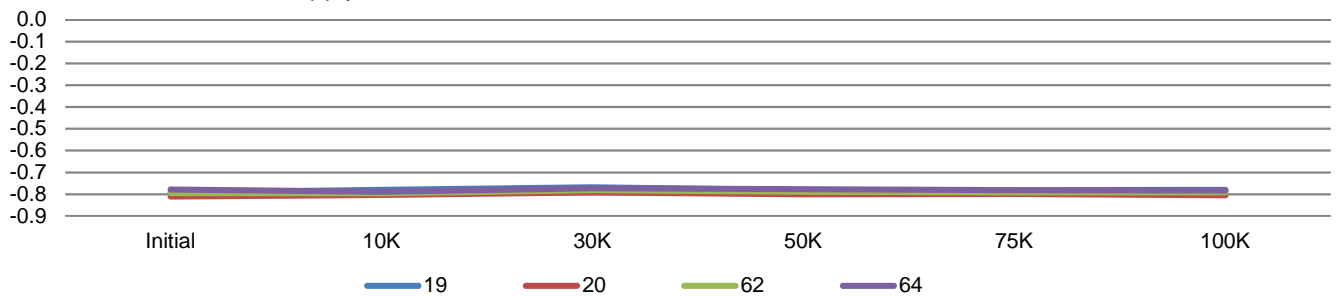


T# 54		-Isy Vsy=+-2p5 Vcm=0 <> power_vneg						mA
SN		Initial	10K	30K	50K	75K	100K	Limit
Control	17	-0.82101	-0.81118	-0.8103	-0.80867	-0.80889	-0.80845	>-0.9
	75	-0.78203	-0.78209	-0.78366	-0.7896	-0.77849	-0.78362	
Biased	19	-0.7928	-0.78009	-0.76802	-0.78159	-0.78099	-0.77937	
	20	-0.81113	-0.80392	-0.79135	-0.79973	-0.79969	-0.80495	
	62	-0.79516	-0.79698	-0.781	-0.78822	-0.79225	-0.79231	
	64	-0.7784	-0.78828	-0.77209	-0.77759	-0.78112	-0.78218	
	Min	-0.8111	-0.8039	-0.7914	-0.7997	-0.7997	-0.8050	
	Max	-0.7784	-0.7801	-0.7680	-0.7776	-0.7810	-0.7794	
	Average	-0.7944	-0.7923	-0.7781	-0.7868	-0.7885	-0.7897	
UnBiased	38	-0.80975	-0.80136	-0.78535	-0.79491	-0.79769	-0.79732	
	39	-0.82088	-0.8068	-0.79079	-0.80223	-0.80038	-0.81339	
	73	-0.78891	-0.7896	-0.78647	-0.7799	-0.78037	-0.79944	
	74	-0.78972	-0.78703	-0.77909	-0.78422	-0.78118	-0.79613	
	Min	-0.8209	-0.8068	-0.7908	-0.8022	-0.8004	-0.8134	
	Max	-0.7889	-0.7870	-0.7791	-0.7799	-0.7804	-0.7961	
	Average	-0.8023	-0.7962	-0.7854	-0.7903	-0.7899	-0.8016	

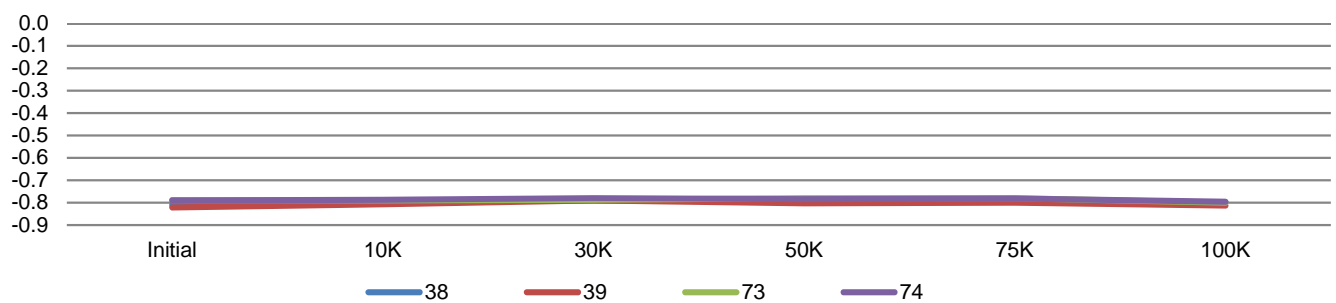
-Supply Current A Vs=+-2.5V Vcm=0 - Average



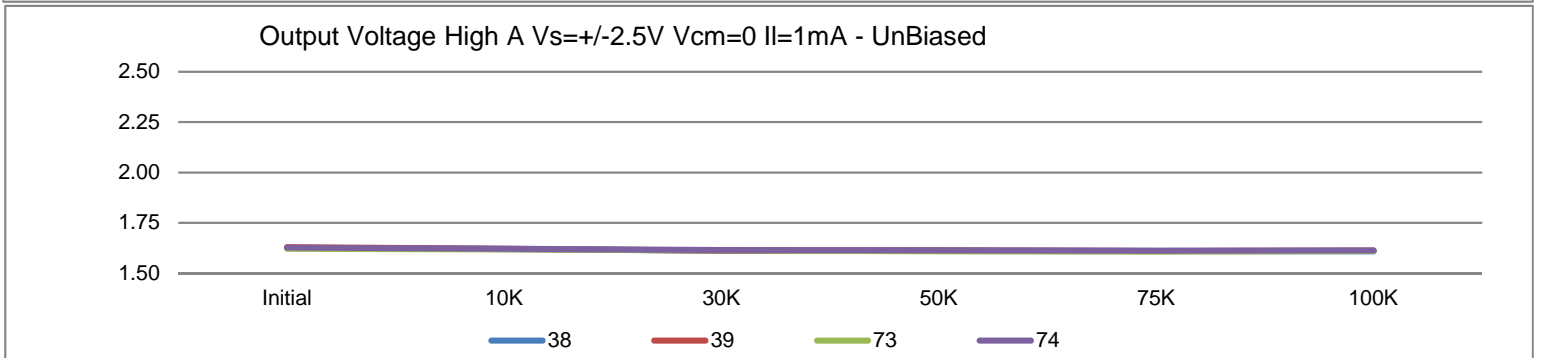
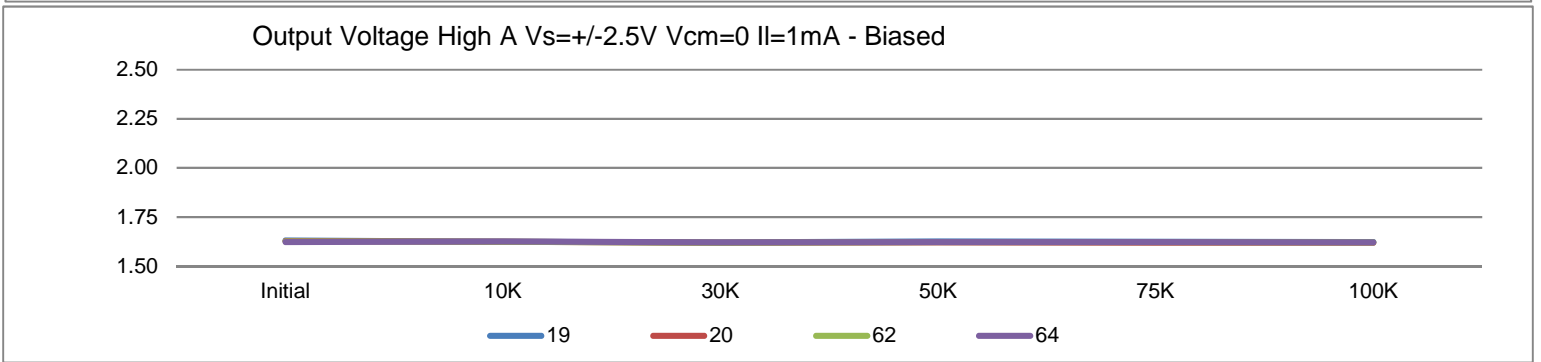
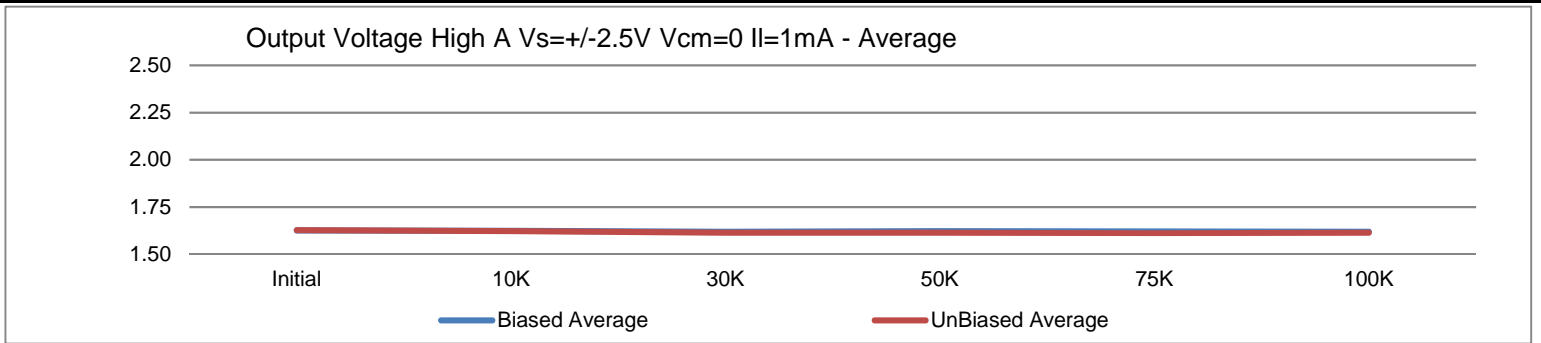
-Supply Current A Vs=+-2.5V Vcm=0 - Biased



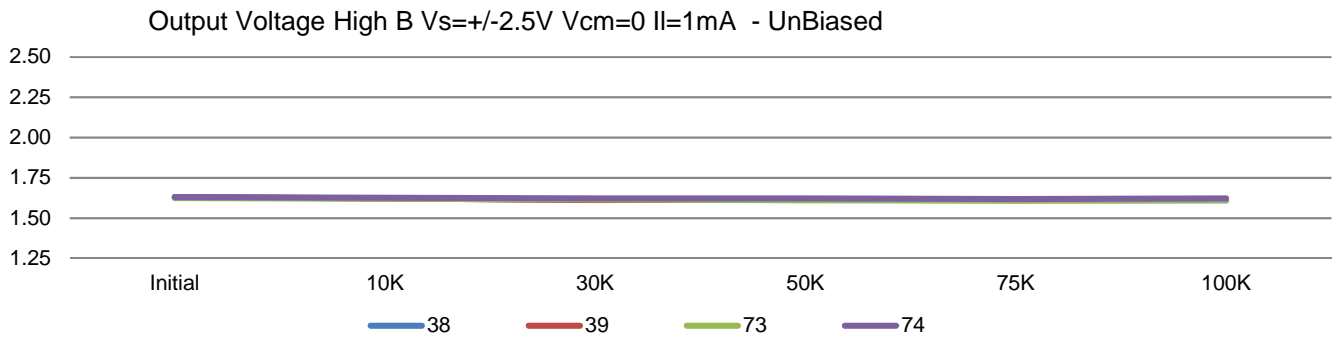
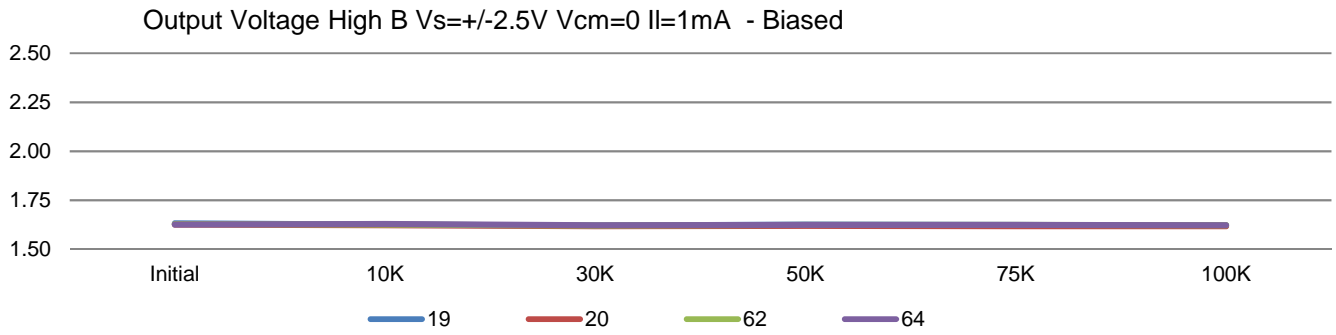
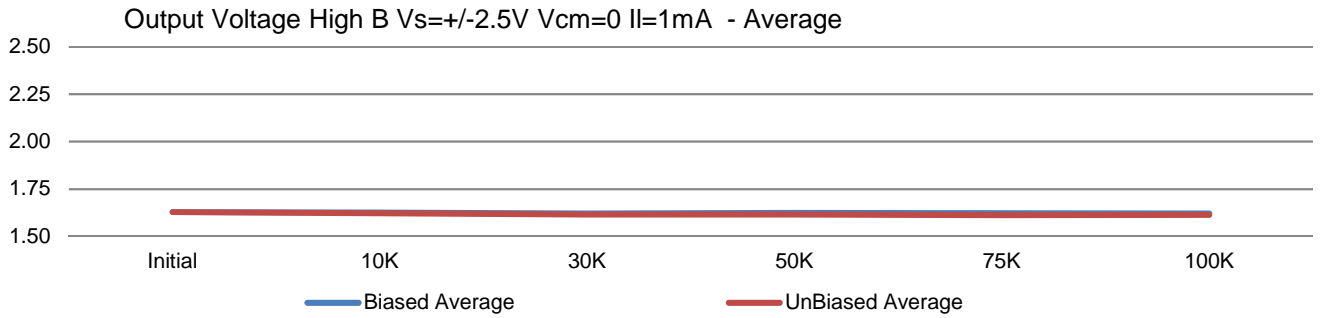
-Supply Current A Vs=+-2.5V Vcm=0 - UnBiased



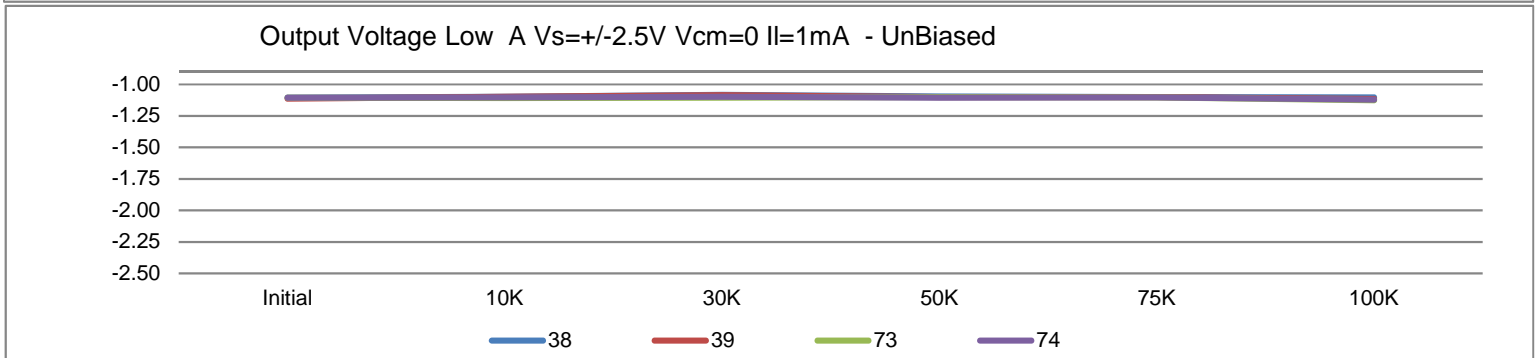
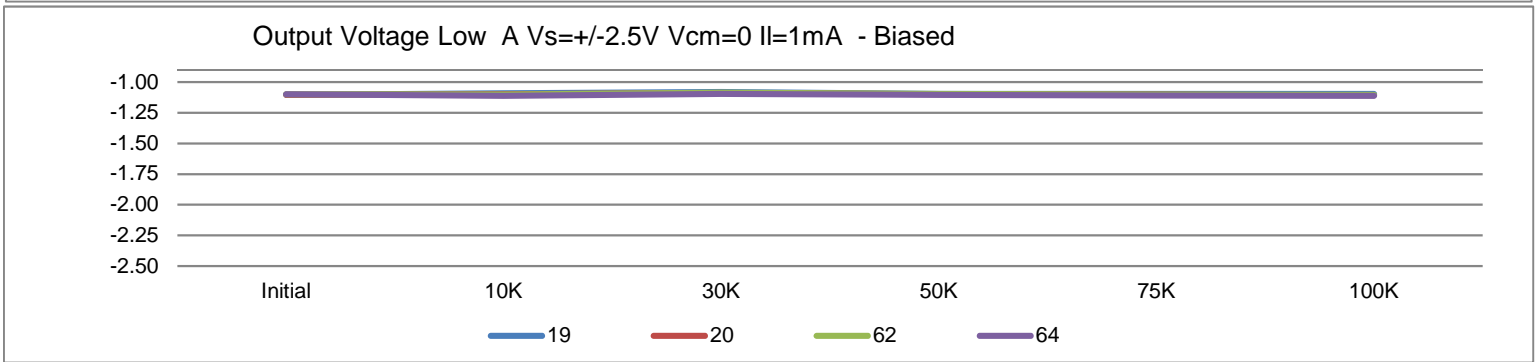
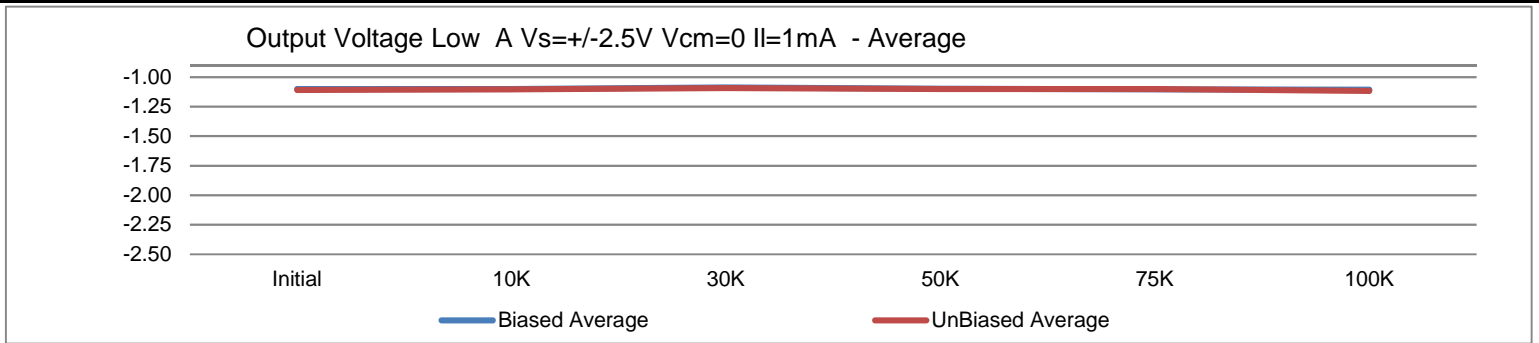
T# 55	Voh Vsy=+-2p5V Vcm=0 Il=1mA_Diff <> ChanA							V
SN	Initial	10K	30K	50K	75K	100K	Limit	
Control	17	1.63051	1.62658	1.62638	1.62559	1.62569	1.62548	>1.5
	75	1.62109	1.62093	1.62156	1.62409	1.61957	1.62168	
Biased	19	1.63035	1.62435	1.62058	1.6255	1.62403	1.62159	
	20	1.62728	1.62359	1.61873	1.62077	1.61924	1.61834	
	62	1.62627	1.62408	1.619	1.62229	1.62291	1.62109	
	64	1.62236	1.62521	1.62012	1.62174	1.62191	1.62054	
	Min	1.6224	1.6236	1.6187	1.6208	1.6192	1.6183	
	Max	1.6304	1.6252	1.6206	1.6255	1.6240	1.6216	
	Average	1.6266	1.6243	1.6197	1.6226	1.6220	1.6204	
UnBiased	38	1.62708	1.62111	1.61188	1.61291	1.61158	1.60889	
	39	1.62995	1.6219	1.61289	1.61468	1.61134	1.61319	
	73	1.62121	1.61825	1.61415	1.60904	1.60685	1.61136	
	74	1.63188	1.62821	1.62242	1.62226	1.61853	1.62194	
	Min	1.6212	1.6183	1.6119	1.6090	1.6069	1.6089	
	Max	1.6319	1.6282	1.6224	1.6223	1.6185	1.6219	
	Average	1.6275	1.6224	1.6153	1.6147	1.6121	1.6138	



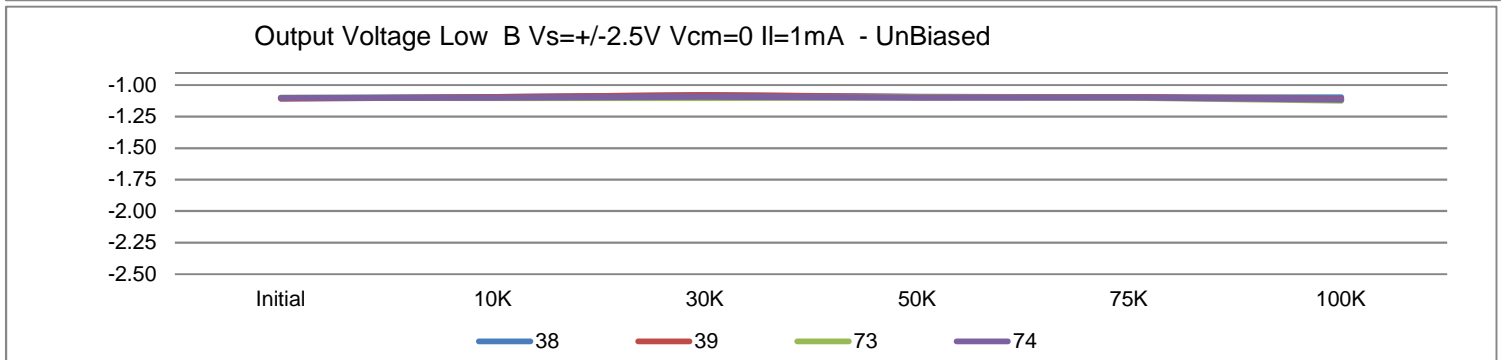
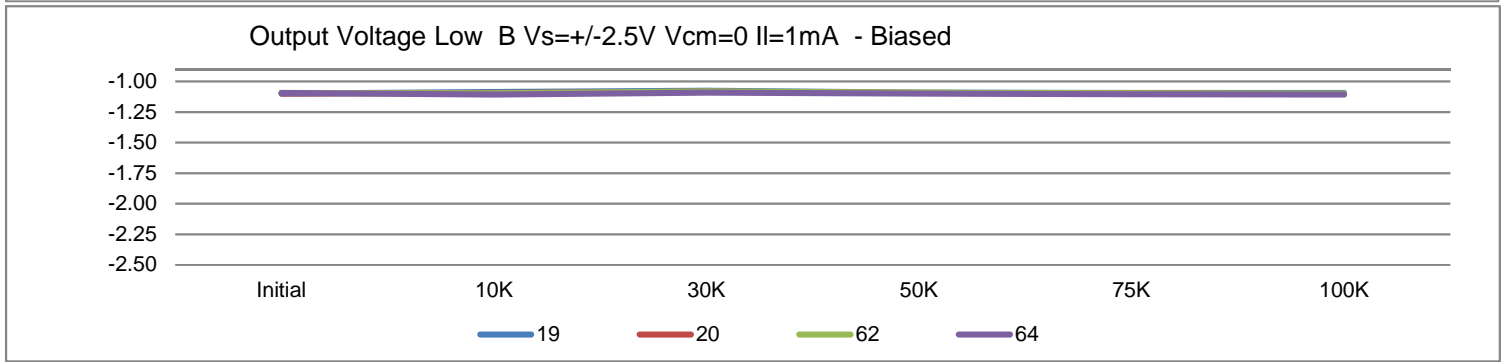
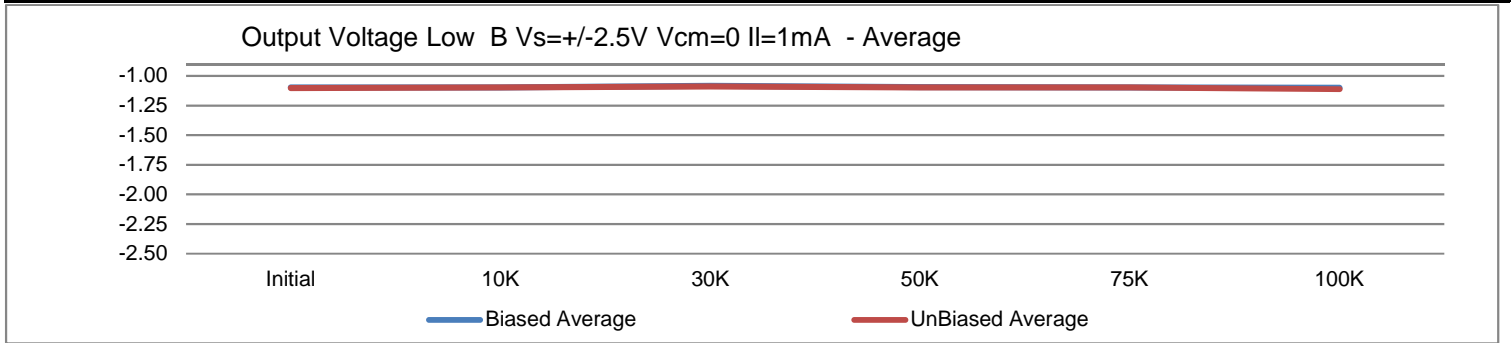
T# 56		Voh Vsy=+-2p5V Vcm=0 Il=1mA_Diff <> ChanB						V
SN		Initial	10K	30K	50K	75K	100K	Limit
Control	17	1.62908	1.62526	1.62504	1.62427	1.62436	1.6241	>1.5
	75	1.62411	1.62413	1.62469	1.62725	1.62263	1.62473	
Biased	19	1.63246	1.62671	1.62189	1.62656	1.62515	1.62237	
	20	1.62711	1.62332	1.6181	1.6202	1.61861	1.61788	
	62	1.62908	1.62701	1.622	1.62437	1.62482	1.62288	
	64	1.62607	1.62929	1.62284	1.62413	1.62428	1.6229	
	Min	1.6261	1.6233	1.6181	1.6202	1.6186	1.6179	
	Max	1.6325	1.6293	1.6228	1.6266	1.6252	1.6229	
	Average	1.6287	1.6266	1.6212	1.6238	1.6232	1.6215	
UnBiased	38	1.62865	1.6228	1.61338	1.61473	1.61335	1.61045	
	39	1.63019	1.62206	1.61295	1.61474	1.61103	1.61301	
	73	1.62366	1.62077	1.61646	1.61121	1.60854	1.61302	
	74	1.63131	1.62744	1.62201	1.62212	1.61864	1.62226	
	Min	1.6237	1.6208	1.6130	1.6112	1.6085	1.6105	
	Max	1.6313	1.6274	1.6220	1.6221	1.6186	1.6223	
	Average	1.6285	1.6233	1.6162	1.6157	1.6129	1.6147	



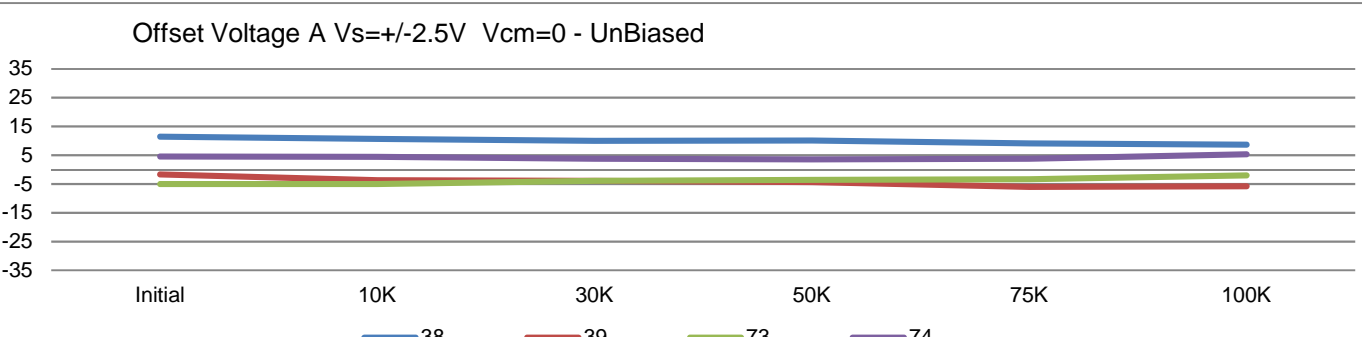
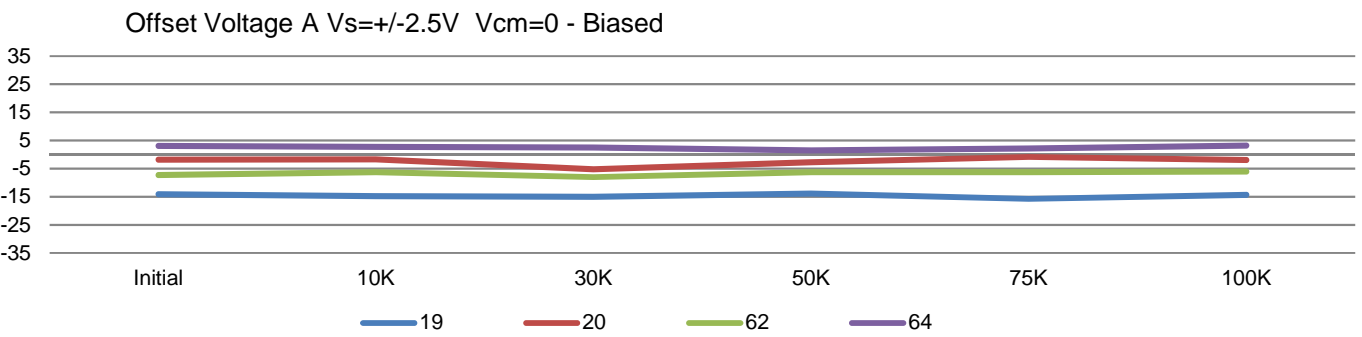
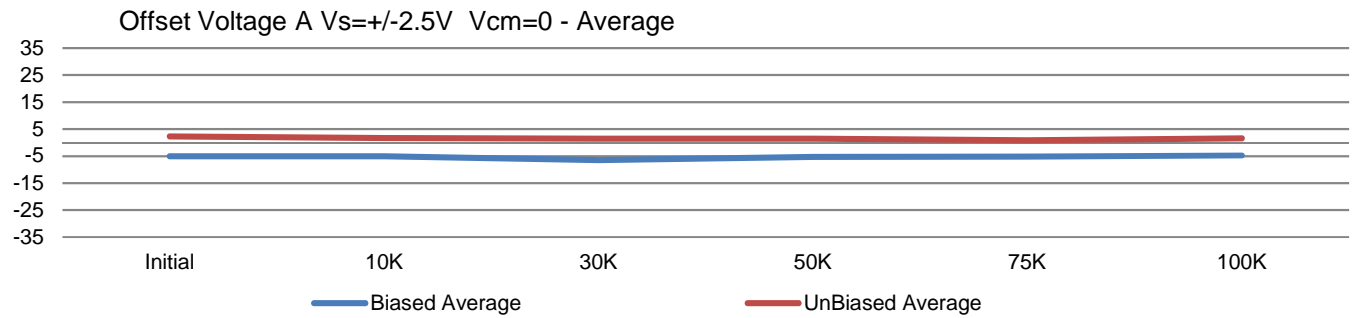
	T# 57	Vol Vsy=+-2p5V Vcm=0 Il=1mA_Diff <> ChanA						V
	SN	Initial	10K	30K	50K	75K	100K	Limit
Control	17	-1.1111	-1.10046	-1.10008	-1.09827	-1.09835	-1.09786	<-.9
	75	-1.10819	-1.10819	-1.10973	-1.11691	-1.10437	-1.10999	
Biased	19	-1.10339	-1.09097	-1.08013	-1.09653	-1.09753	-1.09747	
	20	-1.10464	-1.09866	-1.08754	-1.09856	-1.10041	-1.1082	
	62	-1.09794	-1.10155	-1.086	-1.09609	-1.10187	-1.10353	
	64	-1.10032	-1.11305	-1.0968	-1.10427	-1.10937	-1.11254	
	Min	-1.1046	-1.1131	-1.0968	-1.1043	-1.1094	-1.1125	
	Max	-1.0979	-1.0910	-1.0801	-1.0961	-1.0975	-1.0975	
	Average	-1.1016	-1.1011	-1.0877	-1.0989	-1.1023	-1.1054	
UnBiased	38	-1.10584	-1.09856	-1.08339	-1.09585	-1.10077	-1.10241	
	39	-1.11331	-1.09936	-1.08509	-1.09975	-1.09959	-1.11558	
	73	-1.10508	-1.10759	-1.10677	-1.1011	-1.10329	-1.1266	
	74	-1.10641	-1.10448	-1.09762	-1.10494	-1.1029	-1.12095	
	Min	-1.1133	-1.1076	-1.1068	-1.1049	-1.1033	-1.1266	
	Max	-1.1051	-1.0986	-1.0834	-1.0959	-1.0996	-1.1024	
	Average	-1.1077	-1.1025	-1.0932	-1.1004	-1.1016	-1.1164	



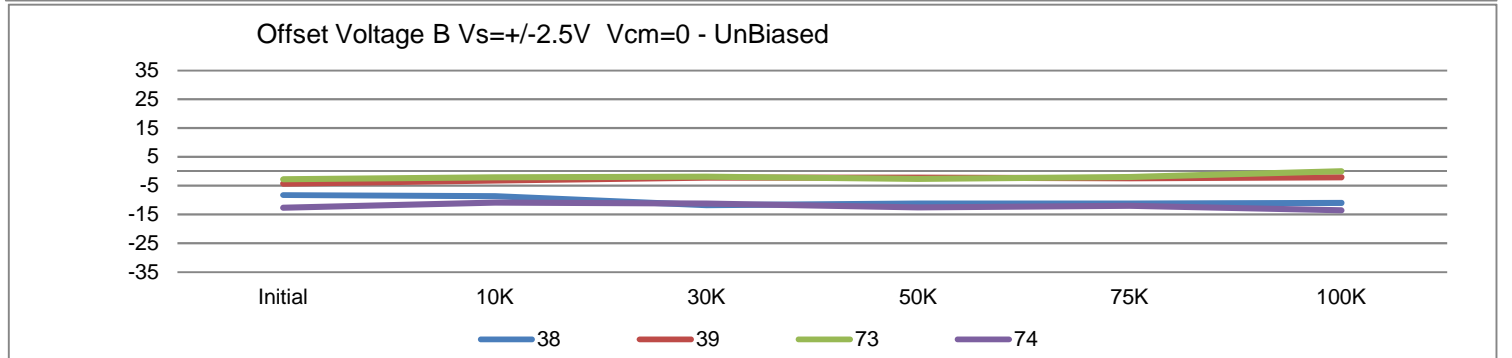
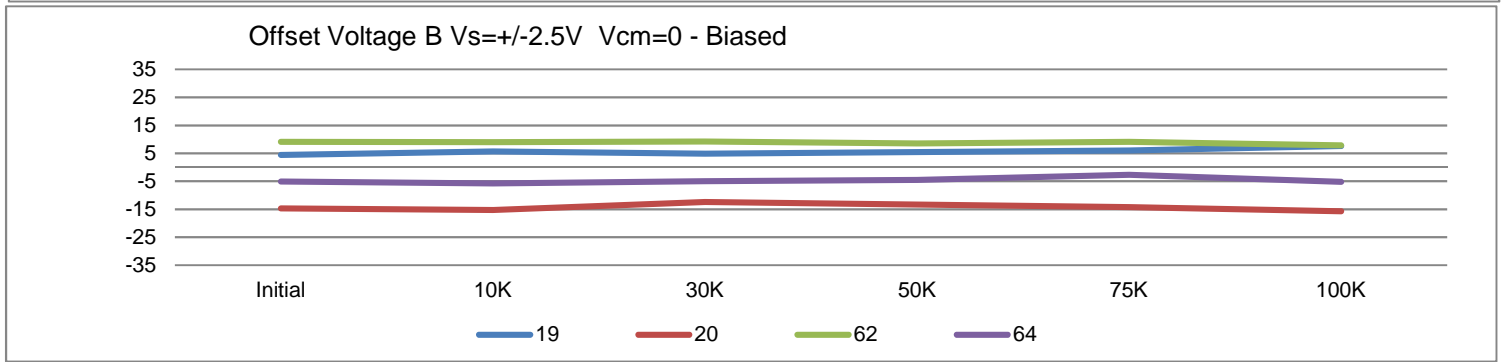
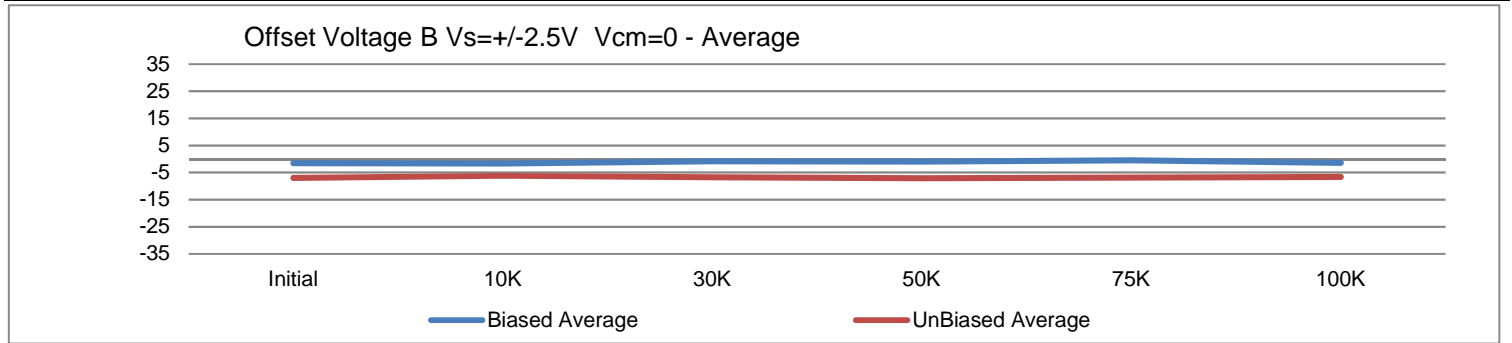
T# 58		Vol Vsy=+-2p5V Vcm=0 Il=1mA_Diff <> ChanB						V
SN		Initial	10K	30K	50K	75K	100K	Limit
Control	17	-1.10652	-1.09612	-1.09549	-1.09362	-1.09386	-1.09325	<-.9
	75	-1.10251	-1.10279	-1.10415	-1.11122	-1.09865	-1.10436	
Biased	19	-1.09892	-1.08664	-1.0756	-1.09208	-1.09296	-1.09297	
	20	-1.09974	-1.09394	-1.08258	-1.09353	-1.09534	-1.10309	
	62	-1.09321	-1.09695	-1.082	-1.09122	-1.09703	-1.09874	
	64	-1.09454	-1.10756	-1.09125	-1.09859	-1.10366	-1.10679	
	Min	-1.0997	-1.1076	-1.0913	-1.0986	-1.1037	-1.1068	
	Max	-1.0932	-1.0866	-1.0756	-1.0912	-1.0930	-1.0930	
	Average	-1.0966	-1.0963	-1.0827	-1.0939	-1.0972	-1.1004	
UnBiased	38	-1.10176	-1.09467	-1.07925	-1.09156	-1.09641	-1.09809	
	39	-1.10816	-1.09451	-1.07996	-1.09457	-1.09446	-1.11049	
	73	-1.10079	-1.10345	-1.10249	-1.09682	-1.09907	-1.12235	
	74	-1.10151	-1.09988	-1.09268	-1.09994	-1.09778	-1.11583	
	Min	-1.1082	-1.1035	-1.1025	-1.0999	-1.0991	-1.1224	
	Max	-1.1008	-1.0945	-1.0793	-1.0916	-1.0945	-1.0981	
	Average	-1.1031	-1.0981	-1.0886	-1.0957	-1.0969	-1.1117	



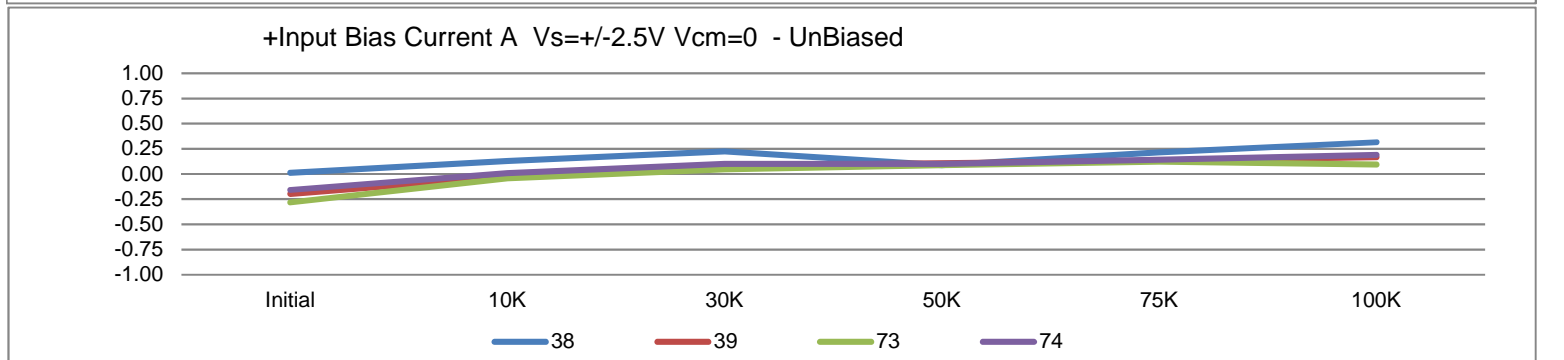
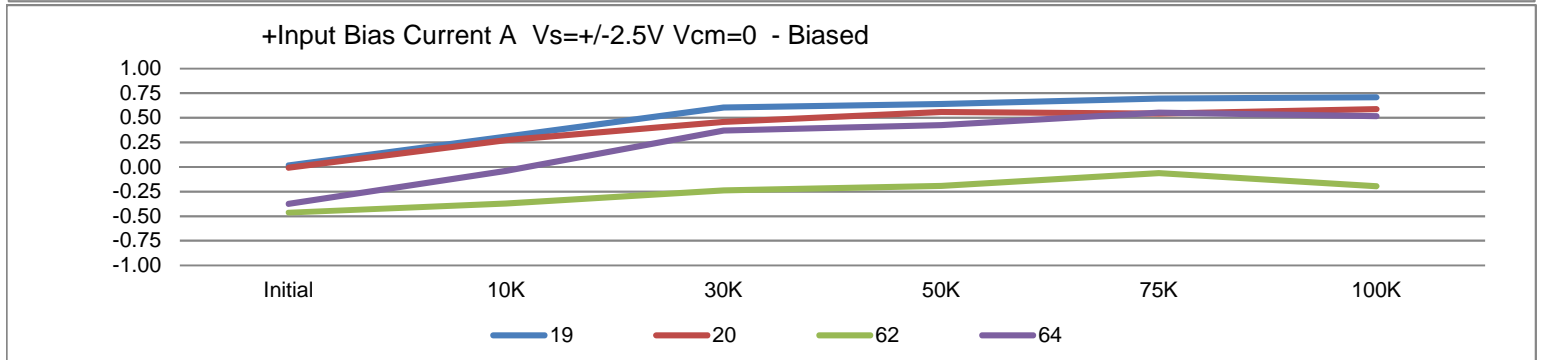
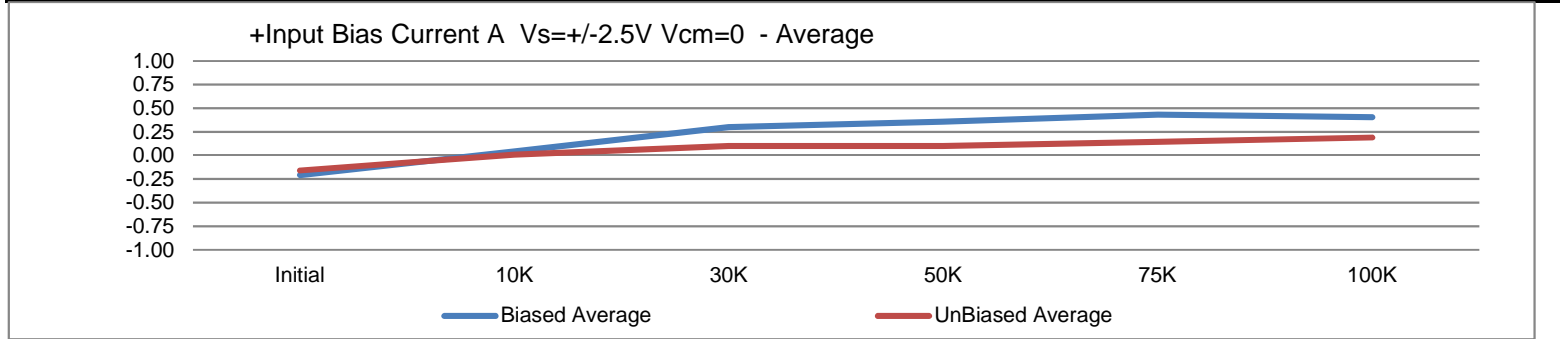
T# 57	Vos Vsy=+-2p5 Vcm=0 <> ChanA							uV
SN	Initial	10K	30K	50K	75K	100K	Limit	
Control	17	7.53064	8.24012	8.30409	8.50333	8.67267	8.72858	<35
	75	-16.26483	-15.18612	-15.53136	-14.18822	-15.18927	-15.75427	
Biased	19	-14.12238	-14.75199	-15.02082	-13.84542	-15.75182	-14.36718	
	20	-1.78997	-1.72711	-5.25038	-2.75113	-0.85844	-1.87415	
	62	-7.25863	-6.24388	-8.015	-6.19676	-6.28591	-6.04468	
	64	3.13931	2.70177	2.52524	1.49365	2.15623	3.22175	
	Min	-14.1224	-14.7520	-15.0208	-13.8454	-15.7518	-14.3672	
	Max	3.1393	2.7018	2.5252	1.4937	2.1562	3.2218	
	Average	-5.0079	-5.0053	-6.4402	-5.3249	-5.1850	-4.7661	
UnBiased	38	11.4693	10.74304	10.01128	10.16706	9.14683	8.6795	
	39	-1.64957	-3.65233	-3.89015	-4.26592	-5.97583	-5.73899	
	73	-5.01428	-4.98449	-3.92531	-3.56273	-3.34132	-1.964	
	74	4.53128	4.50369	3.75607	3.59956	3.76672	5.3528	
	Min	-5.0143	-4.9845	-3.9253	-4.2659	-5.9758	-5.7390	
	Max	11.4693	10.7430	10.0113	10.1671	9.1468	8.6795	
	Average	2.3342	1.6525	1.4880	1.4845	0.8991	1.5823	



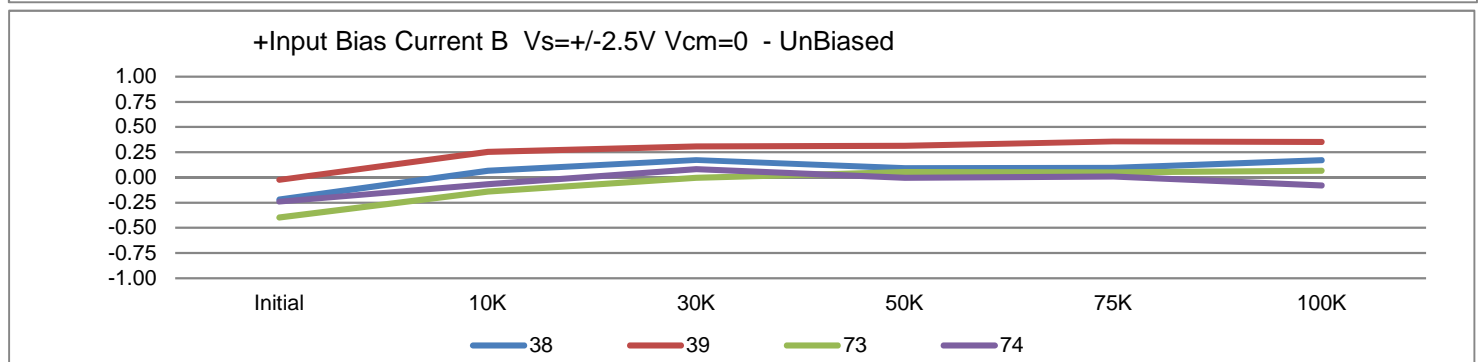
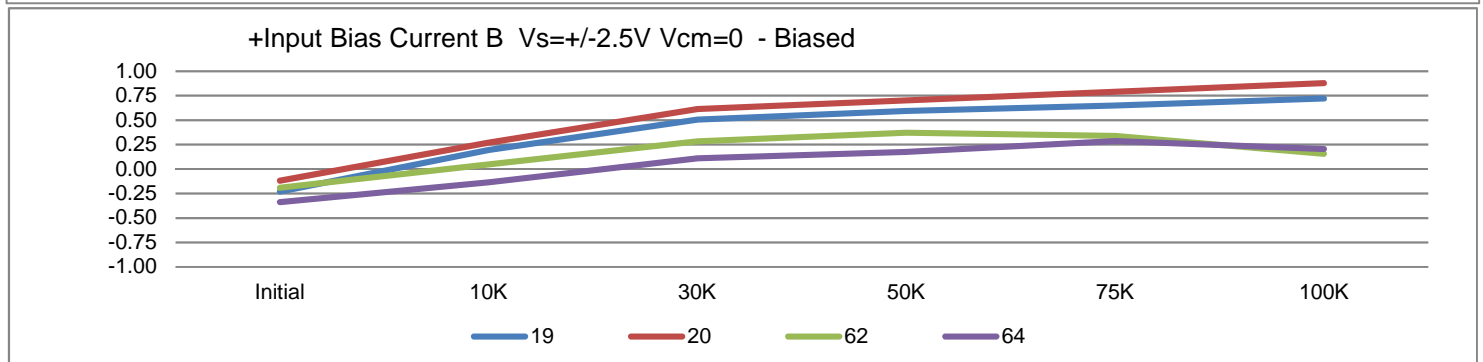
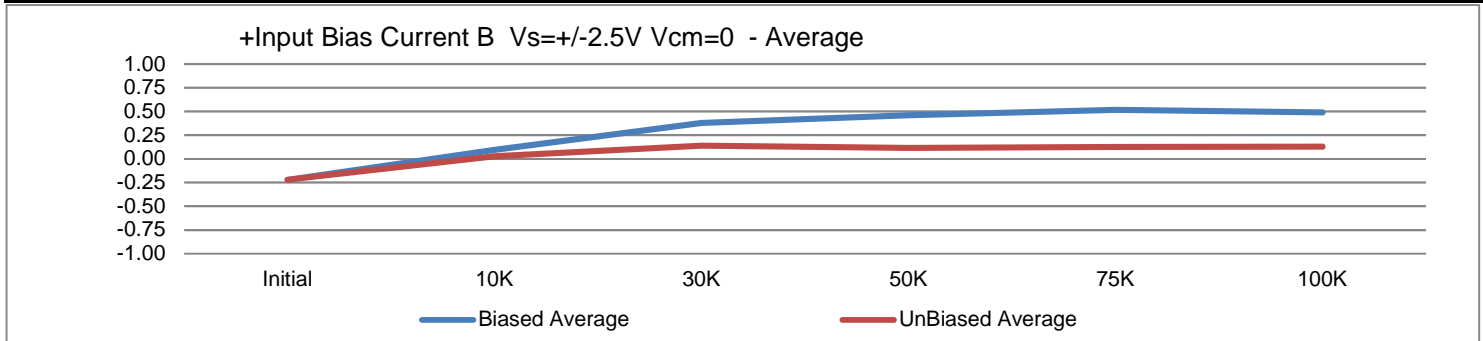
T# 58		Vos Vsy=+-2p5 Vcm=0 <> ChanB						uV
SN		Initial	10K	30K	50K	75K	100K	Limit
Control	17	-18.81482	-16.92159	-16.93525	-16.85009	-16.6988	-16.1325	<35
	75	3.34311	4.56433	4.56994	5.12334	4.09596	4.47975	
Biased	19	4.39942	5.66843	4.92692	5.452	6.03811	7.6099	
	20	-14.69959	-15.29557	-12.39978	-13.27574	-14.2489	-15.71235	
	62	9.13006	8.94438	9.253	8.57447	9.09677	7.82656	
	64	-5.04708	-5.7354	-4.94874	-4.47953	-2.72502	-5.17614	
	Min	-14.6996	-15.2956	-12.3998	-13.2757	-14.2489	-15.7124	
	Max	9.1301	8.9444	9.2528	8.5745	9.0968	7.8266	
	Average	-1.5543	-1.6045	-0.7922	-0.9322	-0.4598	-1.3630	
UnBiased	38	-8.25639	-8.64291	-11.7317	-11.20857	-11.2227	-10.93918	
	39	-4.26023	-3.18999	-2.19886	-2.1569	-2.42735	-2.04283	
	73	-2.78446	-2.07662	-1.8131	-2.65612	-1.97792	0.01767	
	74	-12.60962	-10.84696	-11.20393	-12.4742	-11.93417	-13.56207	
	Min	-12.6096	-10.8470	-11.7317	-12.4742	-11.9342	-13.5621	
	Max	-2.7845	-2.0766	-1.8131	-2.1569	-1.9779	0.0177	
	Average	-6.9777	-6.1891	-6.7369	-7.1239	-6.8905	-6.6316	



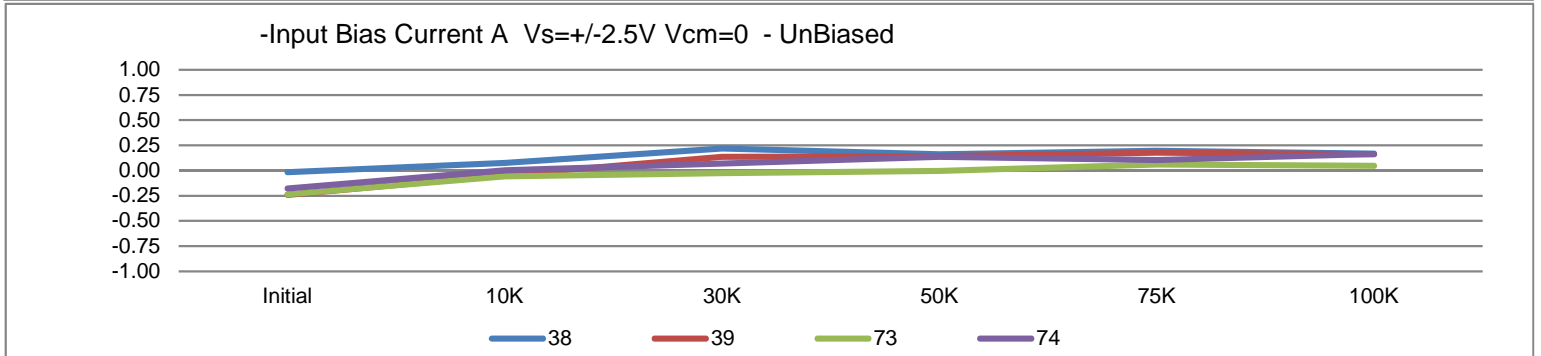
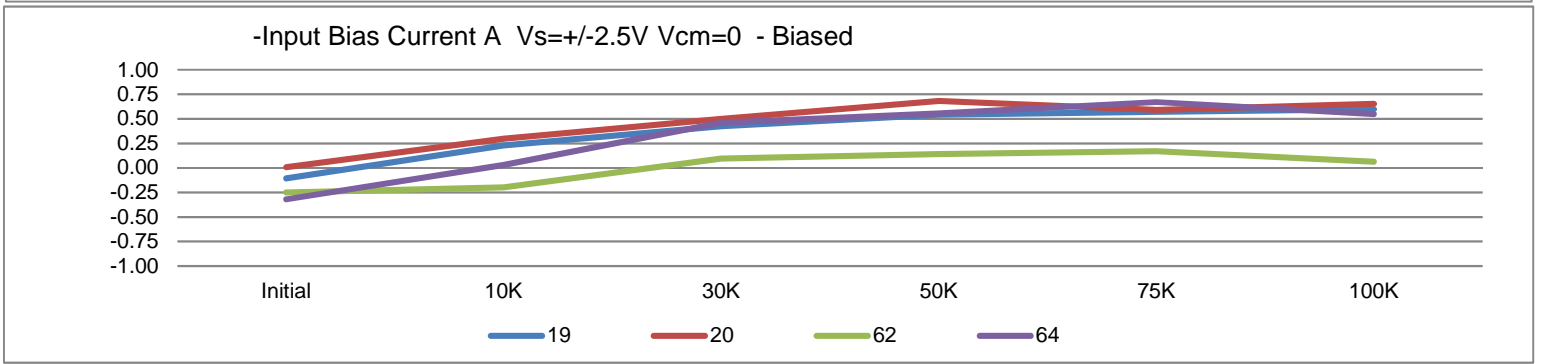
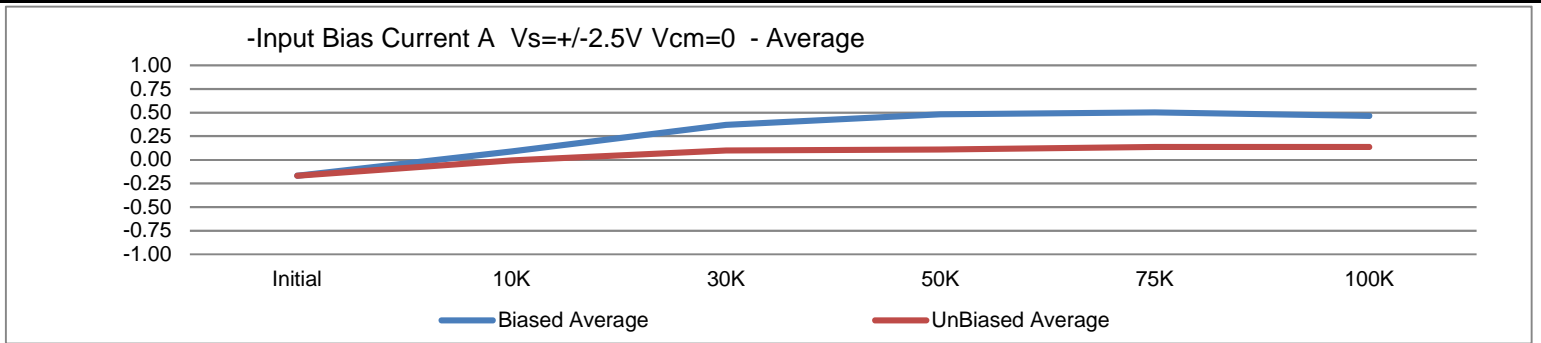
T# 59		+Ib Vsy=+-2p5 Vcm=0 <> ChanA						nA
SN		Initial	10K	30K	50K	75K	100K	Limit
Control	17	-0.09877	-0.09986	-0.11287	-0.09946	-0.09097	-0.09488	+/-1
	75	-0.37425	-0.37451	-0.3767	-0.37224	-0.37488	-0.37503	
Biased	19	0.01682	0.30852	0.60506	0.64019	0.69529	0.70704	
	20	-0.00794	0.27265	0.45747	0.55838	0.5431	0.58718	
	62	-0.46375	-0.37207	-0.237	-0.19206	-0.0634	-0.1962	
	64	-0.37501	-0.03864	0.37017	0.4254	0.55195	0.51637	
	Min	-0.4638	-0.3721	-0.2368	-0.1921	-0.0634	-0.1962	
	Max	0.0168	0.3085	0.6051	0.6402	0.6953	0.7070	
	Average	-0.2075	0.0426	0.2990	0.3580	0.4317	0.4036	
UnBiased	38	0.01178	0.12919	0.22569	0.08952	0.21592	0.31548	
	39	-0.19808	-0.02543	0.08277	0.10716	0.13229	0.16729	
	73	-0.28273	-0.04315	0.04571	0.08788	0.12251	0.09522	
	74	-0.16558	-0.03248	0.04378	0.11636	0.1009	0.18142	
	Min	-0.2827	-0.0432	0.0438	0.0879	0.1009	0.0952	
	Max	0.0118	0.1292	0.2257	0.1164	0.2159	0.3155	
	Average	-0.1587	0.0070	0.0995	0.1002	0.1429	0.1899	



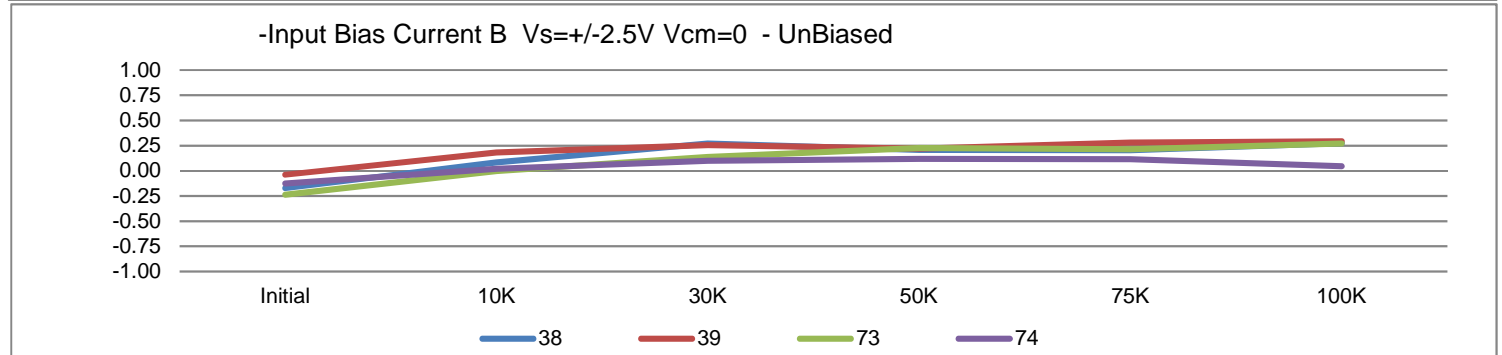
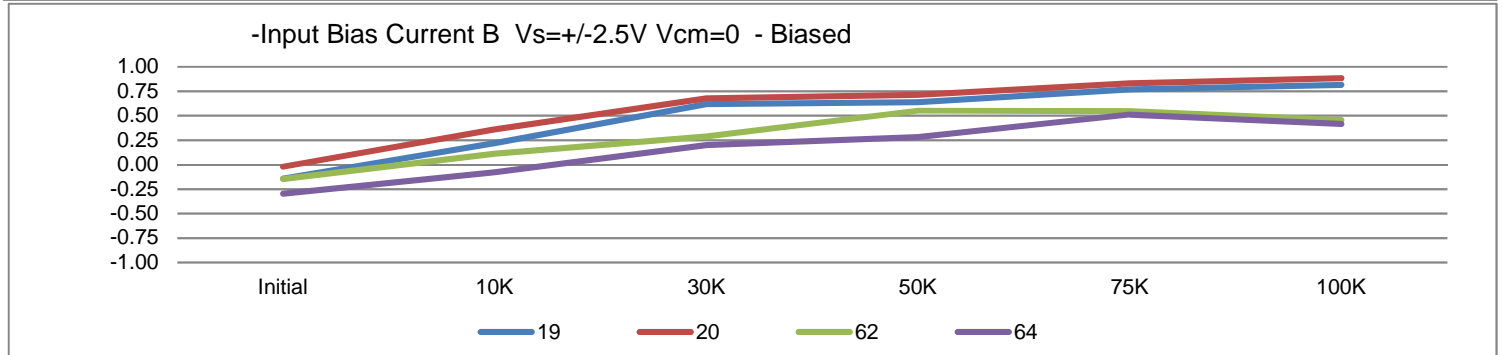
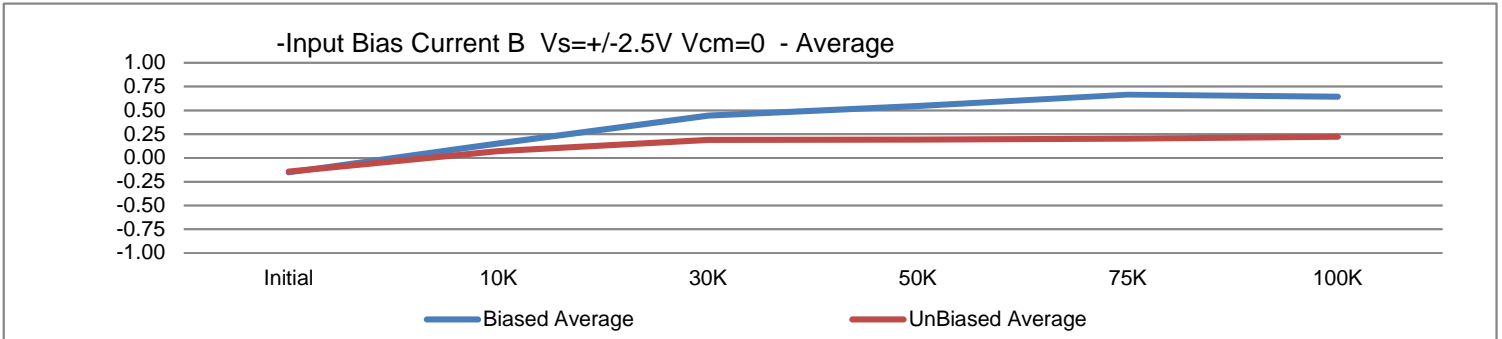
T# 60		+Ib Vsy=+-2p5 Vcm=0 <> ChanB						nA
SN		Initial	10K	30K	50K	75K	100K	Limit
Control	17	-0.17223	-0.16377	-0.16912	-0.15981	-0.16487	-0.16699	+/-1
	75	-0.36051	-0.35296	-0.36097	-0.35707	-0.35782	-0.35641	
Biased	19	-0.23037	0.19375	0.50478	0.59573	0.65098	0.72089	
	20	-0.11934	0.27016	0.61377	0.7027	0.78992	0.87829	
	62	-0.19148	0.04929	0.282	0.37235	0.33854	0.15702	
	64	-0.33769	-0.13646	0.11152	0.17627	0.2867	0.20402	
	Min	-0.3377	-0.1365	0.1115	0.1763	0.2867	0.1570	
	Max	-0.1193	0.2702	0.6138	0.7027	0.7899	0.8783	
	Average	-0.2197	0.0942	0.3780	0.4618	0.5165	0.4901	
UnBiased	38	-0.21891	0.0678	0.17296	0.09169	0.09389	0.17223	
	39	-0.02361	0.25283	0.30644	0.31437	0.3567	0.35227	
	73	-0.39747	-0.14122	-0.00191	0.05524	0.05142	0.067	
	74	-0.23953	-0.06744	0.08287	-0.0036	0.00841	-0.08007	
	Min	-0.3975	-0.1412	-0.0019	-0.0036	0.0084	-0.0801	
	Max	-0.0236	0.2528	0.3064	0.3144	0.3567	0.3523	
	Average	-0.2199	0.0280	0.1401	0.1144	0.1276	0.1279	



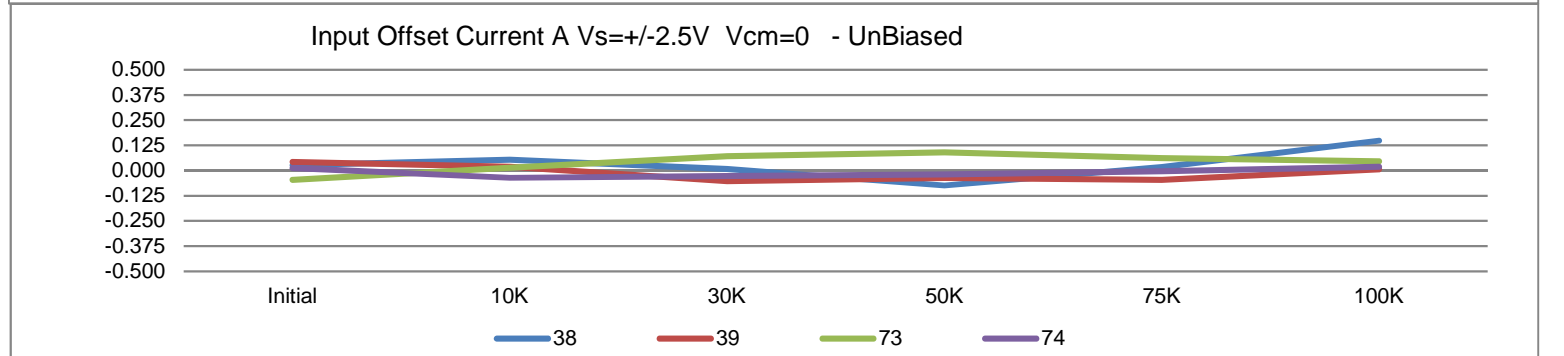
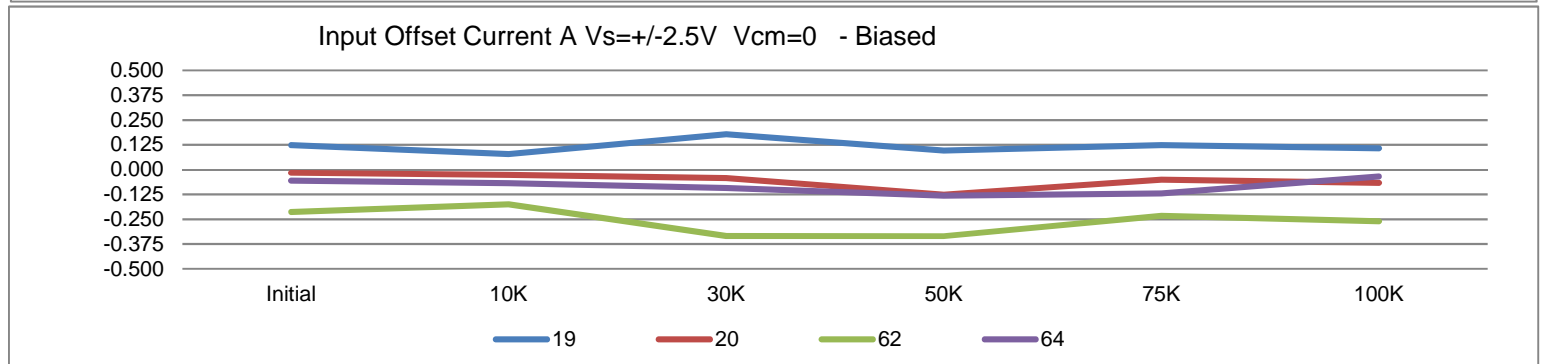
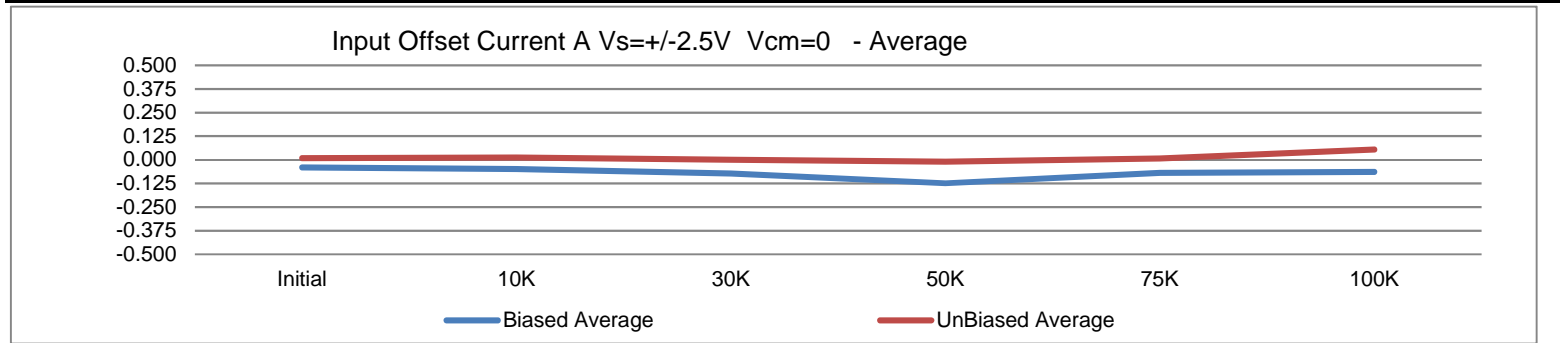
T# 61		-Ib Vsy=+-2p5 Vcm=0 <> ChanA						nA
SN		Initial	10K	30K	50K	75K	100K	Limit
Control	17	-0.07936	-0.07452	-0.07734	-0.07864	-0.07098	-0.07678	+/-1
	75	-0.31045	-0.31074	-0.3114	-0.30792	-0.31036	-0.31055	
Biased	19	-0.10699	0.23042	0.42614	0.54414	0.57173	0.59891	
	20	0.00783	0.29925	0.4992	0.68367	0.5927	0.65343	
	62	-0.25056	-0.19742	0.097	0.14296	0.1699	0.0638	
	64	-0.31945	0.0299	0.46223	0.55627	0.67145	0.55041	
	Min	-0.3195	-0.1974	0.0968	0.1430	0.1699	0.0638	
	Max	0.0078	0.2993	0.4992	0.6837	0.6715	0.6534	
	Average	-0.1673	0.0905	0.3711	0.4818	0.5014	0.4666	
UnBiased	38	-0.01511	0.07583	0.21781	0.16323	0.19813	0.16748	
	39	-0.2407	-0.04515	0.135	0.14395	0.17805	0.16158	
	73	-0.23664	-0.05737	-0.02586	-0.00232	0.06027	0.0489	
	74	-0.17836	0.00337	0.07058	0.13582	0.10435	0.16298	
	Min	-0.2407	-0.0574	-0.0259	-0.0023	0.0603	0.0489	
	Max	-0.0151	0.0758	0.2178	0.1632	0.1981	0.1675	
	Average	-0.1677	-0.0058	0.0994	0.1102	0.1352	0.1352	



T# 62		-Ib Vsy=+-2p5 Vcm=0 <> ChanB						nA
SN		Initial	10K	30K	50K	75K	100K	Limit
Control	17	-0.07592	-0.06725	-0.0695	-0.06538	-0.06605	-0.07163	+/-1
	75	-0.28005	-0.27458	-0.28237	-0.27896	-0.27969	-0.28061	
Biased	19	-0.14208	0.2184	0.62023	0.63959	0.76938	0.81623	
	20	-0.02104	0.36163	0.67816	0.71396	0.83286	0.88365	
	62	-0.14616	0.11097	0.288	0.55247	0.54873	0.45502	
	64	-0.29711	-0.07913	0.20063	0.28209	0.51212	0.41623	
	Min	-0.2971	-0.0791	0.2006	0.2821	0.5121	0.4162	
	Max	-0.0210	0.3616	0.6782	0.7140	0.8329	0.8837	
	Average	-0.1516	0.1530	0.4468	0.5470	0.6658	0.6428	
UnBiased	38	-0.17155	0.08462	0.27148	0.20854	0.20518	0.27299	
	39	-0.03883	0.18167	0.25652	0.21969	0.2801	0.29497	
	73	-0.23689	-0.00077836	0.13743	0.22763	0.21526	0.2716	
	74	-0.12657	0.01985	0.09917	0.1198	0.11534	0.04485	
	Min	-0.2369	-0.0008	0.0992	0.1198	0.1153	0.0449	
	Max	-0.0388	0.1817	0.2715	0.2276	0.2801	0.2950	
	Average	-0.1435	0.0713	0.1912	0.1939	0.2040	0.2211	

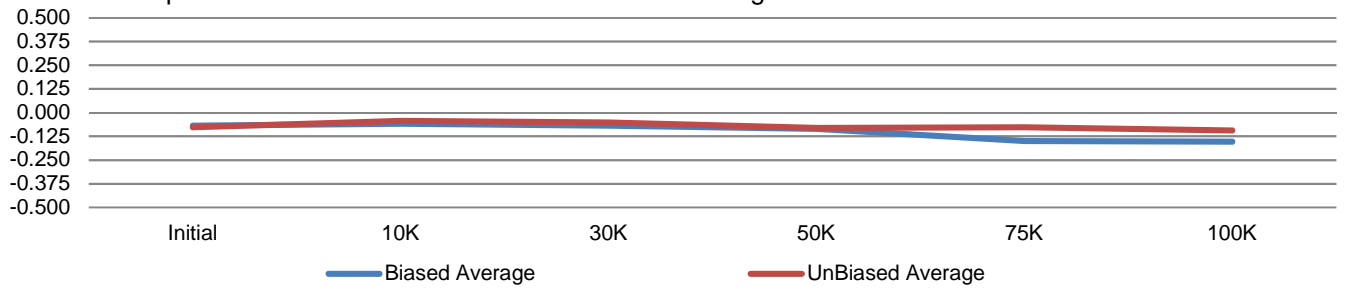


T# 63		Ios Vsy=+-2p5 Vcm=0 <> ChanA						nA
SN		Initial	10K	30K	50K	75K	100K	Limit
Control	17	-0.0194	-0.02534	-0.03553	-0.02081	-0.01999	-0.0181	+/-0.5
	75	-0.06379	-0.06377	-0.0653	-0.06432	-0.06452	-0.06448	
Biased	19	0.1238	0.0781	0.17892	0.09605	0.12355	0.10813	
	20	-0.01577	-0.02659	-0.04172	-0.12529	-0.0496	-0.06624	
	62	-0.21319	-0.17465	-0.334	-0.33502	-0.2333	-0.26	
	64	-0.05556	-0.06854	-0.09206	-0.13087	-0.1195	-0.03404	
	Min	-0.2132	-0.1747	-0.3336	-0.3350	-0.2333	-0.2600	
	Max	0.1238	0.0781	0.1789	0.0961	0.1236	0.1081	
	Average	-0.0402	-0.0479	-0.0721	-0.1238	-0.0697	-0.0630	
UnBiased	38	0.02689	0.05336	0.00788	-0.0737	0.01778	0.148	
	39	0.04261	0.01971	-0.05224	-0.0368	-0.04576	0.0057	
	73	-0.04609	0.01422	0.07158	0.0902	0.06225	0.04632	
	74	0.01278	-0.03585	-0.02679	-0.01946	-0.00345	0.01844	
	Min	-0.0461	-0.0359	-0.0522	-0.0737	-0.0458	0.0057	
	Max	0.0426	0.0534	0.0716	0.0902	0.0623	0.1480	
	Average	0.0090	0.0129	0.0001	-0.0099	0.0077	0.0546	

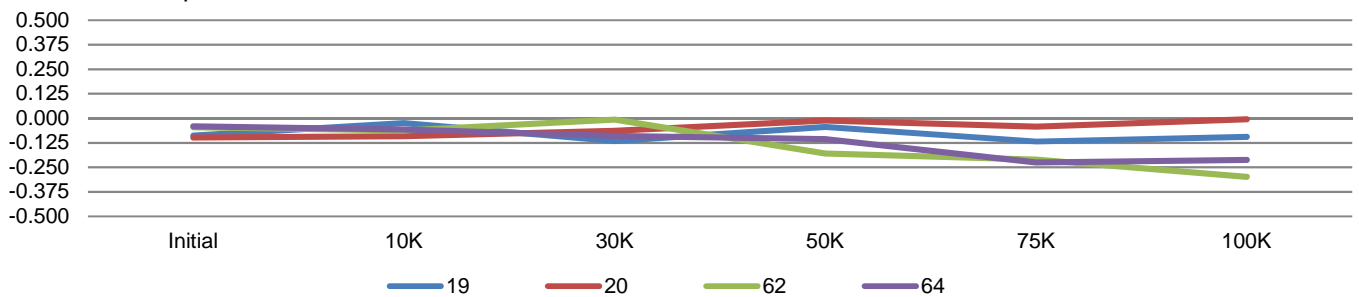


T# 64		Ios Vsy=+-2p5 Vcm=0 <> ChanB						nA
SN		Initial	10K	30K	50K	75K	100K	Limit
Control	17	-0.09631	-0.09652	-0.09962	-0.09443	-0.09882	-0.09536	+/-0.5
	75	-0.08046	-0.07839	-0.07859	-0.07811	-0.07813	-0.07579	
Biased	19	-0.0883	-0.02464	-0.11545	-0.04386	-0.1184	-0.09534	
	20	-0.0983	-0.09146	-0.06439	-0.01126	-0.04293	-0.00537	
	62	-0.04533	-0.06168	-0.006	-0.18012	-0.21019	-0.298	
	64	-0.04058	-0.05734	-0.08911	-0.10582	-0.22542	-0.21221	
	Min	-0.0983	-0.0915	-0.1155	-0.1801	-0.2254	-0.2980	
	Max	-0.0406	-0.0246	-0.0064	-0.0113	-0.0429	-0.0054	
	Average	-0.0681	-0.0588	-0.0688	-0.0853	-0.1492	-0.1527	
UnBiased	38	-0.04735	-0.01681	-0.09852	-0.11686	-0.1113	-0.10075	
	39	0.01522	0.07116	0.04992	0.09468	0.0766	0.05729	
	73	-0.16058	-0.14044	-0.13934	-0.17239	-0.16384	-0.2046	
	74	-0.11296	-0.08729	-0.0163	-0.1234	-0.10693	-0.12492	
	Min	-0.1606	-0.1404	-0.1393	-0.1724	-0.1638	-0.2046	
	Max	0.0152	0.0712	0.0499	0.0947	0.0766	0.0573	
	Average	-0.0764	-0.0433	-0.0511	-0.0795	-0.0764	-0.0932	

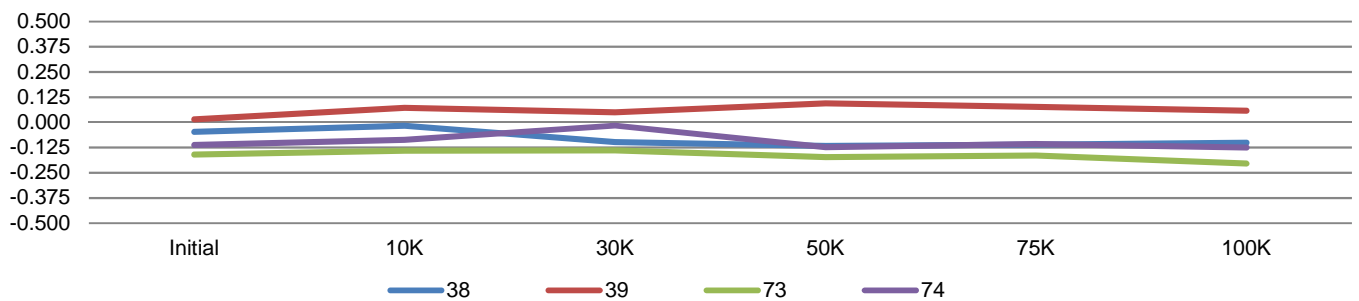
Input Offset Current B Vs=+-2.5V Vcm=0 - Average



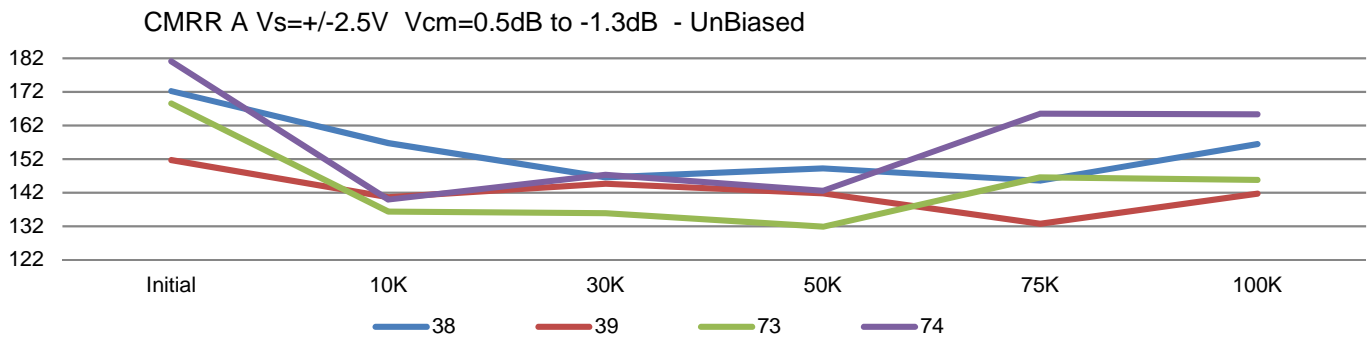
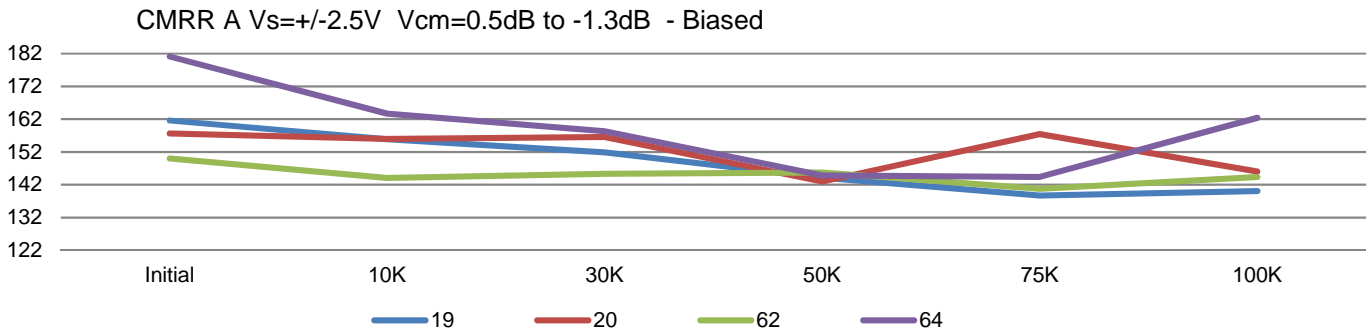
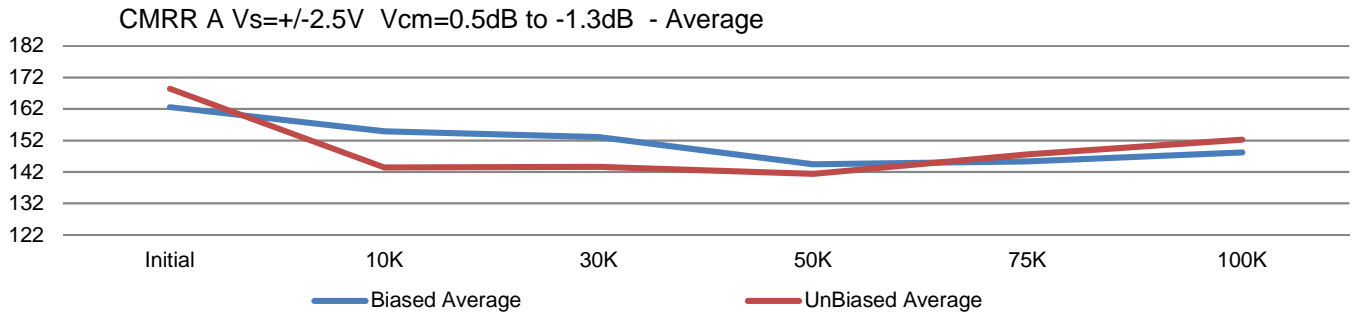
Input Offset Current B Vs=+-2.5V Vcm=0 - Biased



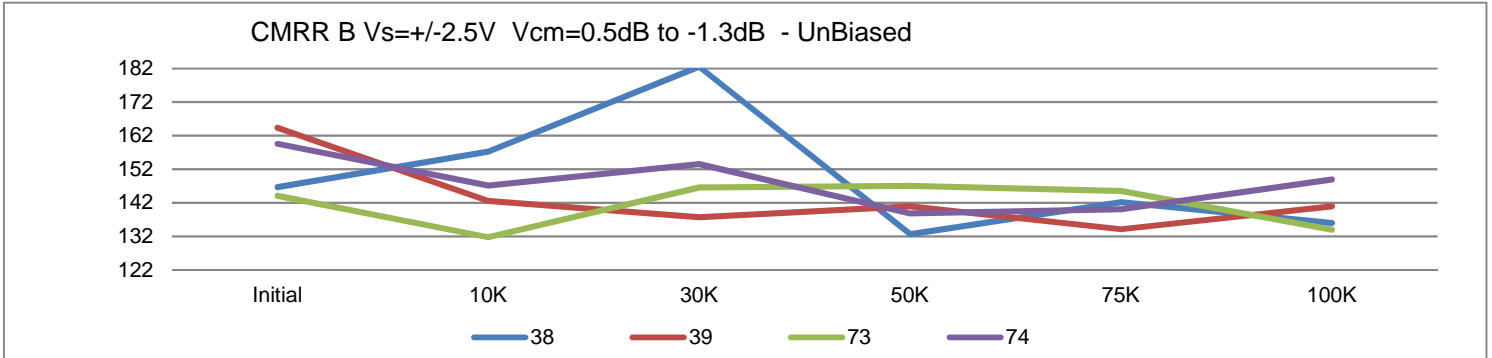
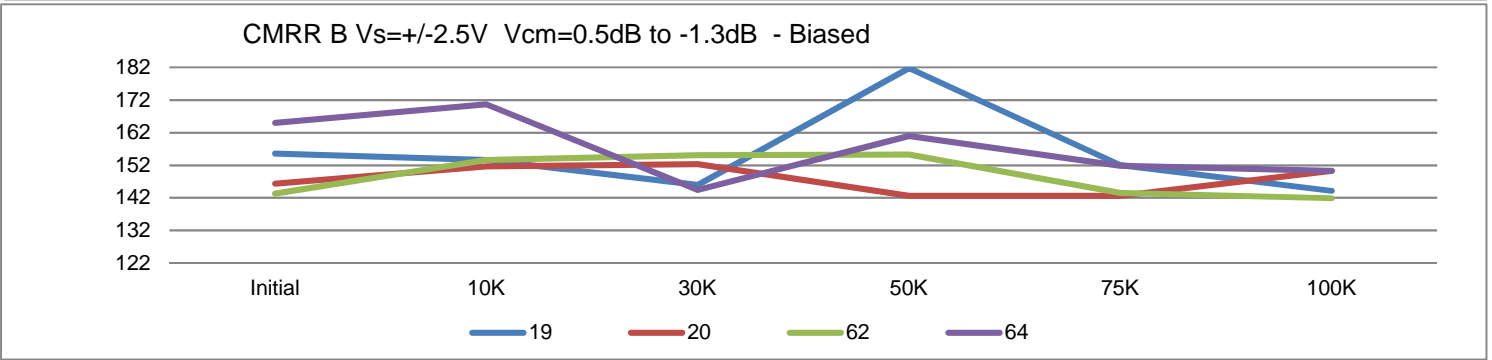
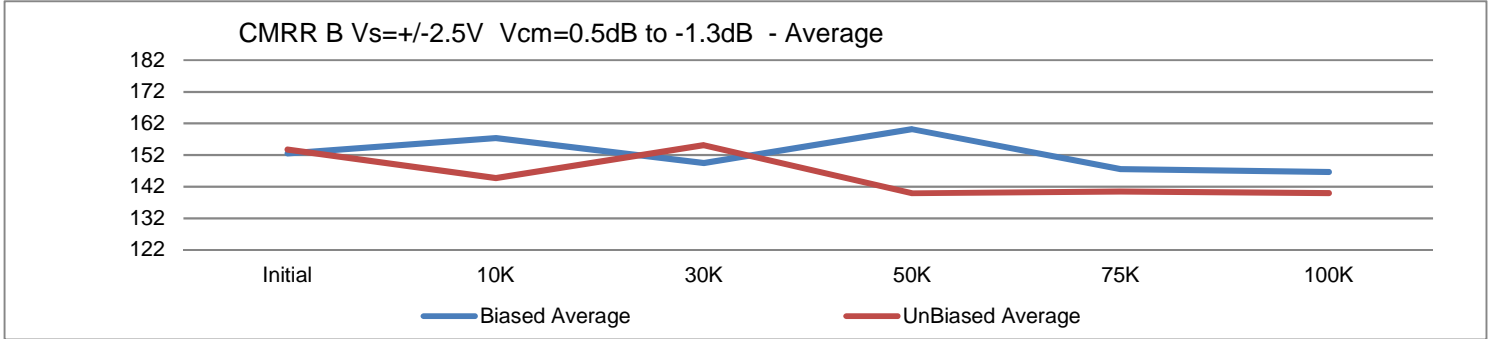
Input Offset Current B Vs=+-2.5V Vcm=0 - UnBiased



T# 65		Cmrr Vsy=+-2p5V Vcm=+0.5_-1.3 dB ChanA						dB
SN		Initial	10K	30K	50K	75K	100K	Limit
Control	17	153.24501	173.27228	166.5983	160.3295	156.37036	166.22868	>122
	75	149.03851	147.72581	157.70924	158.4158	149.84146	149.62476	
Biased	19	161.57701	155.88031	151.87152	144.14685	138.67992	140.0349	
	20	157.61908	155.95392	156.56639	142.96805	157.39827	146.01421	
	62	150.02621	144.04305	145.335	145.69069	140.72374	144.37778	
	64	181.09641	163.63983	158.31821	144.82787	144.39729	162.39098	
	Min	150.0262	144.0431	145.3352	142.9681	138.6799	140.0349	
	Max	181.0964	163.6398	158.3182	145.6907	157.3983	162.3910	
	Average	162.5797	154.8793	153.0228	144.4084	145.2998	148.2045	
UnBiased	38	172.24905	156.7265	146.54808	149.24092	145.52231	156.44827	
	39	151.68849	140.63452	144.61488	141.76274	132.70497	141.71245	
	73	168.56802	136.37807	135.85834	131.82314	146.49821	145.75906	
	74	181.09641	139.91154	147.29248	142.57906	165.53343	165.31352	
	Min	151.6885	136.3781	135.8583	131.8231	132.7050	141.7125	
	Max	181.0964	156.7265	147.2925	149.2409	165.5334	165.3135	
	Average	168.4005	143.4127	143.5784	141.3515	147.5647	152.3083	

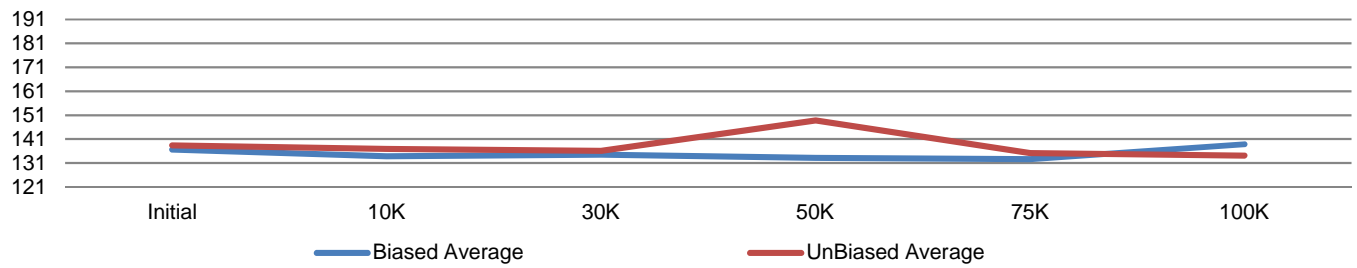


T# 66		Cmrr Vsy=+-2p5V Vcm=+0.5_-1.3 dB ChanB						dB
SN		Initial	10K	30K	50K	75K	100K	Limit
Control	17	143.08266	147.76659	154.61792	148.85471	157.35252	162.6246	>122
	75	155.8414	145.8949	145.96486	157.66179	149.8759	151.57414	
Biased	19	155.58974	153.63017	145.97656	181.78931	152.0798	144.15421	
	20	146.3479	151.70895	152.36836	142.67235	142.66454	150.2896	
	62	143.31235	153.60191	155.141	155.31052	143.48679	141.89143	
	64	164.99136	170.70357	144.43407	160.96146	151.8925	150.27036	
	Min	143.3124	151.7090	144.4341	142.6724	142.6645	141.8914	
	Max	164.9914	170.7036	155.1405	181.7893	152.0798	150.2896	
	Average	152.5603	157.4112	149.4799	160.1834	147.5309	146.6514	
UnBiased	38	146.65926	157.22301	182.54507	132.70512	142.25792	136.01111	
	39	164.38527	142.56088	137.77959	140.96803	134.16119	140.94194	
	73	144.09718	131.8139	146.59595	147.08798	145.509	133.98553	
	74	159.62251	147.19522	153.57376	138.86157	140.12184	149.01971	
	Min	144.0972	131.8139	137.7796	132.7051	134.1612	133.9855	
	Max	164.3853	157.2230	182.5451	147.0880	145.5090	149.0197	
	Average	153.6911	144.6983	155.1236	139.9057	140.5125	139.9896	

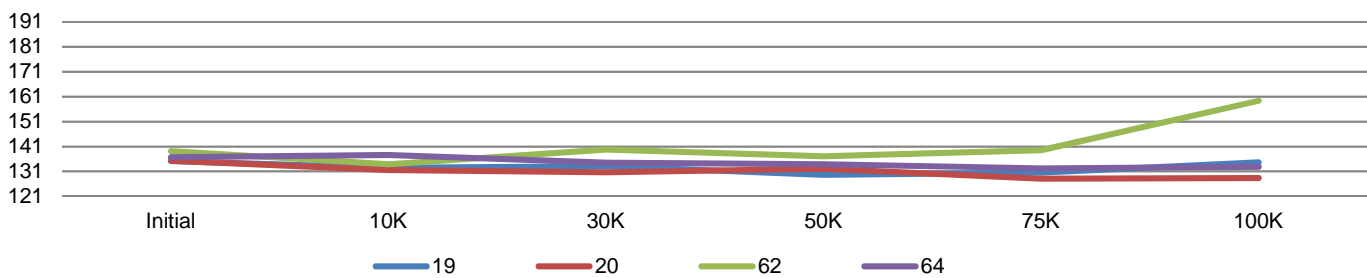


	T# 67	Avo Vsy=+-2p5 Vcm=0 RI=2k Vo=+-0.5 dB ChanA						dB
	SN	Initial	10K	30K	50K	75K	100K	Limit
Control	17	137.95966	141.98204	165.01184	140.2925	135.80309	138.35434	>121
	75	150.88268	143.45975	142.93874	170.66277	138.40714	152.78389	
Biased	19	135.19664	132.46631	133.06557	129.62044	130.57639	134.71054	
	20	135.25786	131.59402	130.70631	132.04889	128.08838	128.37282	
	62	139.10529	133.87531	139.823	137.06816	139.51668	159.3774	
	64	136.72691	137.58244	134.58453	133.94896	132.28125	132.86745	
	Min	135.1966	131.5940	130.7063	129.6204	128.0884	128.3728	
	Max	139.1053	137.5824	139.8229	137.0682	139.5167	159.3774	
	Average	136.5717	133.8795	134.5448	133.1716	132.6157	138.8321	
UnBiased	38	141.69365	134.08742	129.40486	147.04497	133.54639	135.80309	
	39	134.9917	138.24963	132.63724	182.70396	131.14653	129.48039	
	73	136.45479	132.54686	149.44881	133.50607	130.67006	136.72696	
	74	140.38068	142.73297	132.63724	132.03192	145.43756	134.48285	
	Min	134.9917	132.5469	129.4049	132.0319	130.6701	129.4804	
	Max	141.6937	142.7330	149.4488	182.7040	145.4376	136.7270	
	Average	138.3802	136.9042	136.0320	148.8217	135.2001	134.1233	

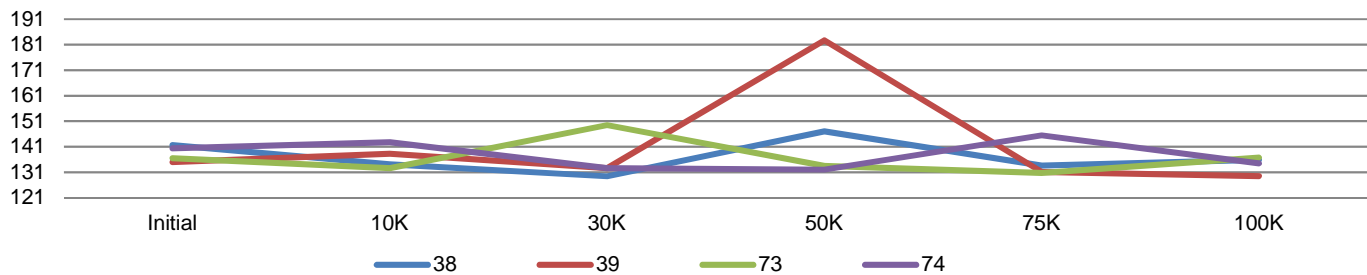
AVO A Vs=+-2.5V Vcm=0 RI=2k V0=+-0.5dB - Average



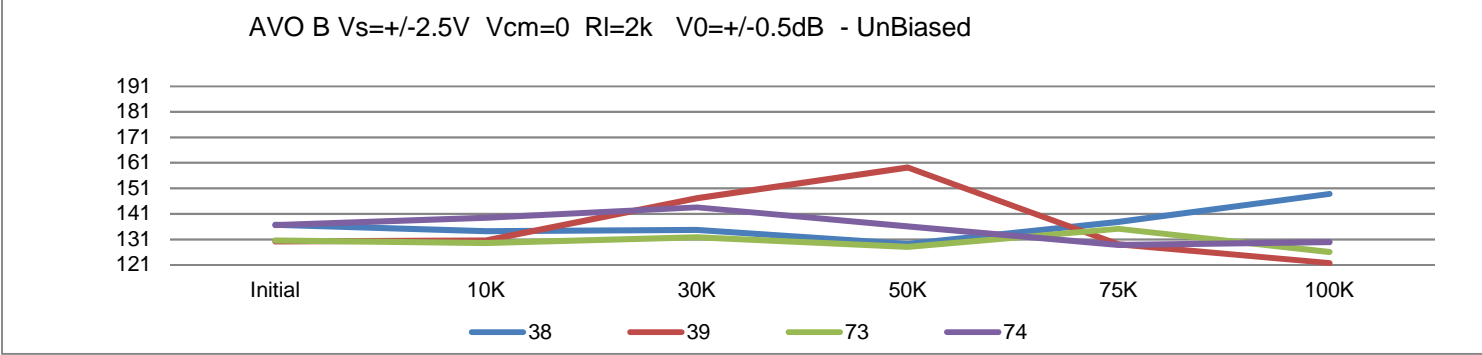
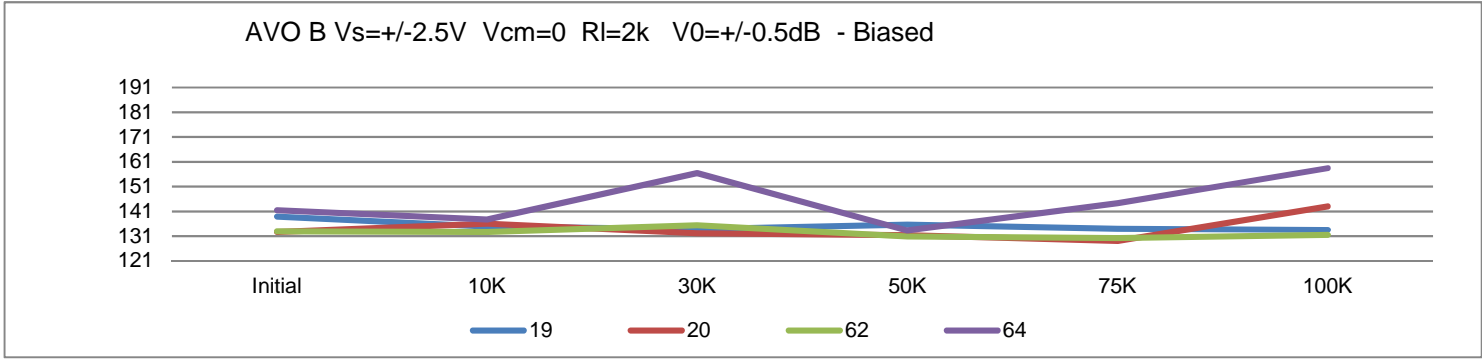
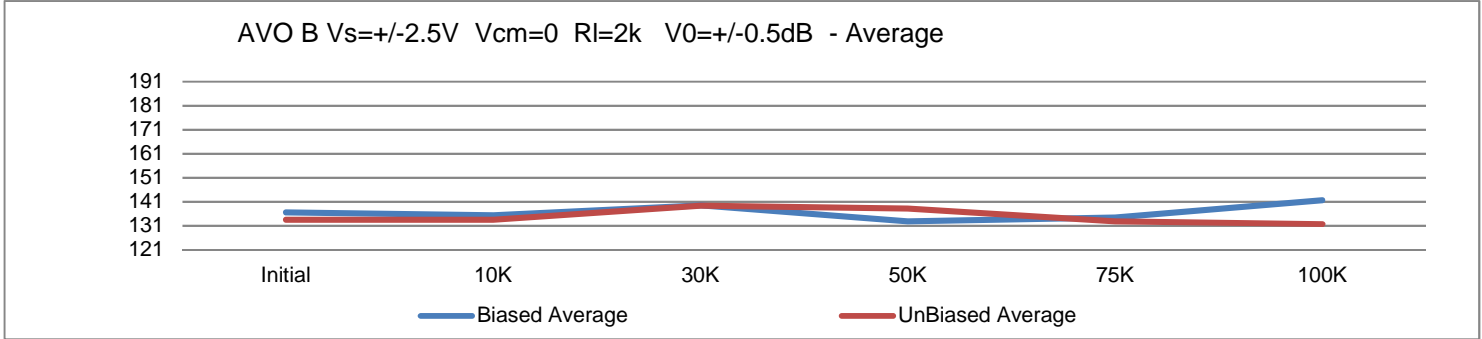
AVO A Vs=+-2.5V Vcm=0 RI=2k V0=+-0.5dB - Biased



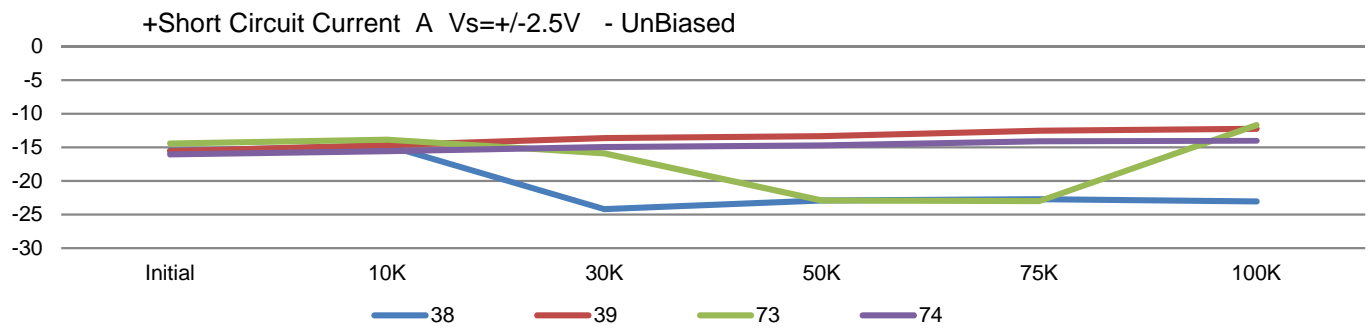
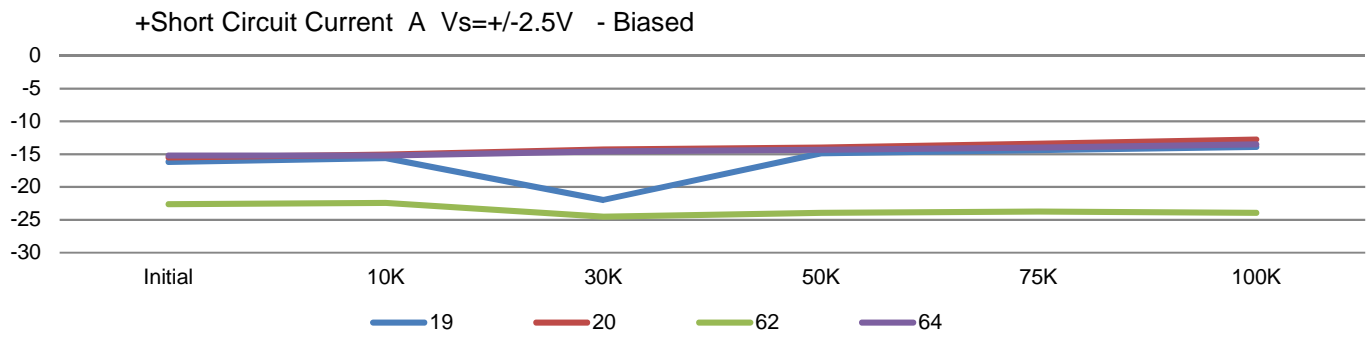
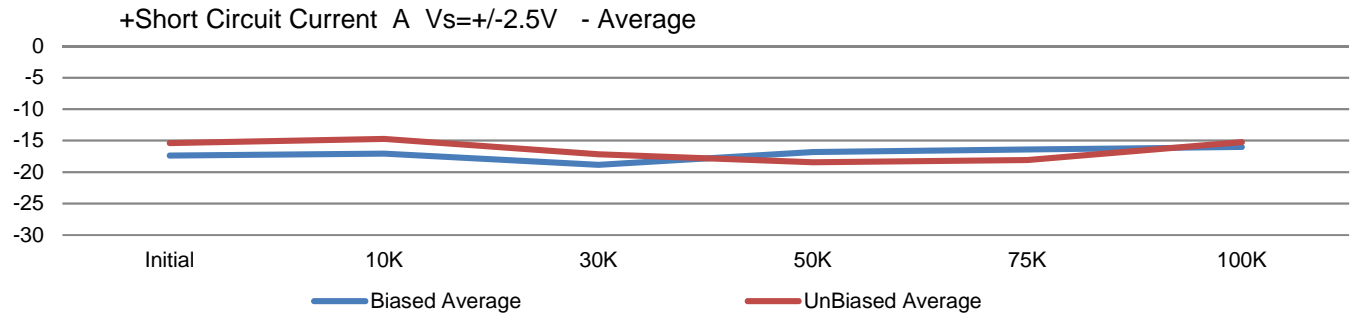
AVO A Vs=+-2.5V Vcm=0 RI=2k V0=+-0.5dB - UnBiased



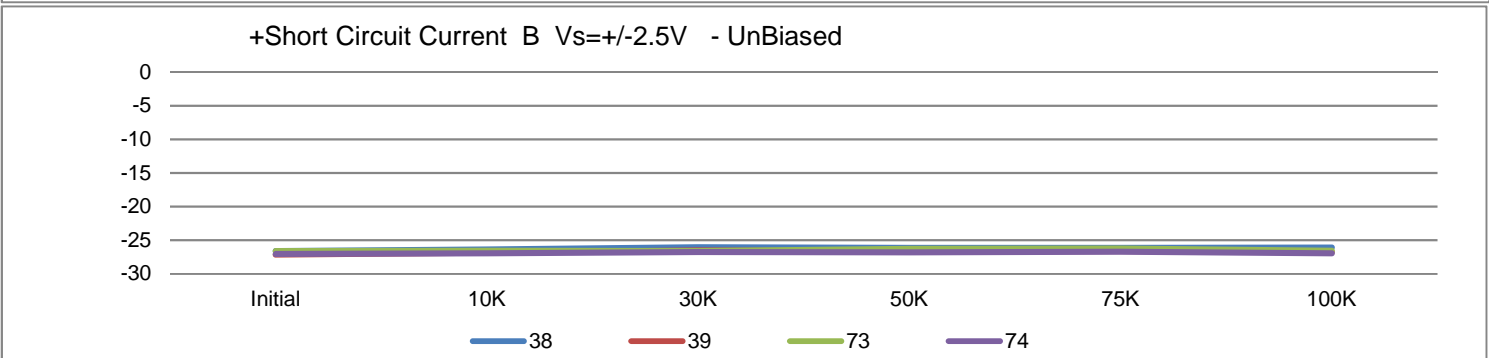
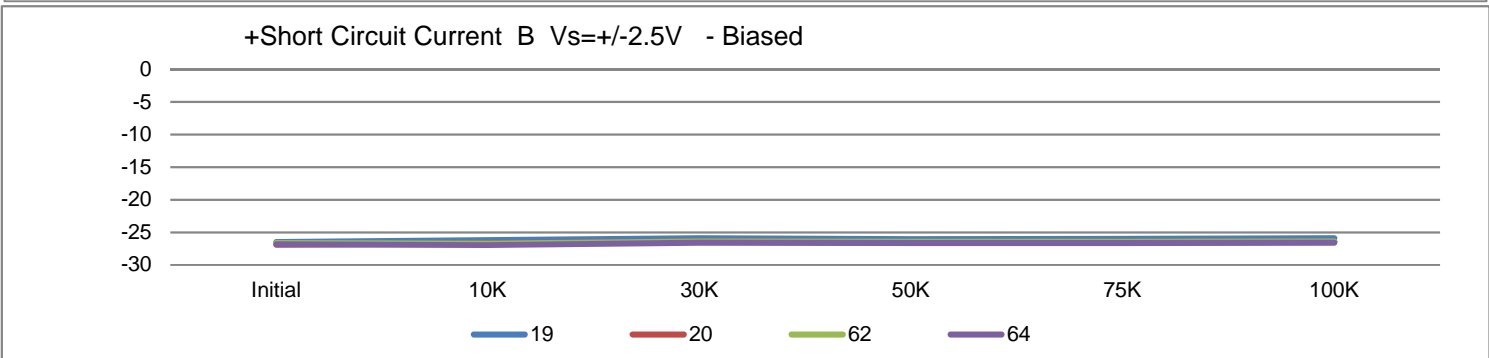
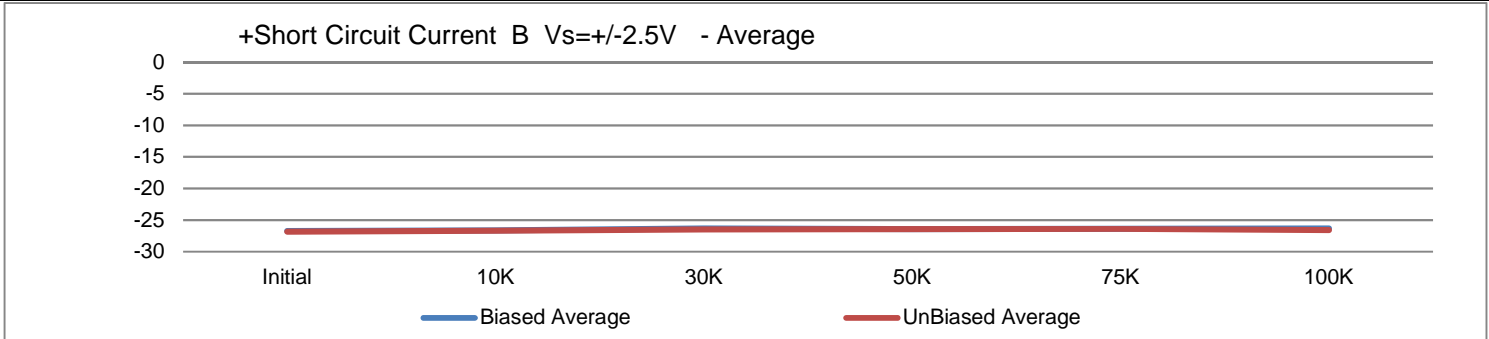
T# 68		Avo Vsy=+-2p5 Vcm=0 RI=2k Vo=+-0.5 dB ChanB						dB
SN		Initial	10K	30K	50K	75K	100K	Limit
Control	17	128.10506	129.97333	130.85884	130.41885	132.41919	130.65448	>121
	75	136.14218	136.77647	133.27417	136.27919	132.57103	134.16908	
Biased	19	138.90329	134.86757	133.89159	135.66612	133.97629	133.52229	
	20	132.67961	136.00731	132.20024	131.35356	129.06725	143.00461	
	62	132.98589	132.63396	135.425	130.8959	130.18333	131.51201	
	64	141.42061	137.75031	156.40437	133.30353	144.36354	158.44865	
	Min	132.6796	132.6340	132.2002	130.8959	129.0673	131.5120	
	Max	141.4206	137.7503	156.4044	135.6661	144.3635	158.4487	
	Average	136.4974	135.3148	139.4803	132.8048	134.3976	141.6219	
UnBiased	38	136.77663	134.24486	134.72784	129.1881	137.88254	148.84734	
	39	130.23805	130.61806	147.14674	159.18794	129.10948	121.74131	
	73	130.58215	129.6006	131.82014	128.03513	135.16644	126.08982	
	74	136.55986	139.46246	143.56082	136.1015	128.84146	129.95367	
	Min	130.2381	129.6006	131.8201	128.0351	128.8415	121.7413	
	Max	136.7766	139.4625	147.1467	159.1879	137.8825	148.8473	
	Average	133.5392	133.4815	139.3139	138.1282	132.7500	131.6580	



T# 69		Isc Vsy=5V Source ChanA						mA
SN		Initial	10K	30K	50K	75K	100K	Limit
Control	17	-15.67603	-15.4572	-15.45098	-15.40121	-15.40038	-15.40038	>-30
	75	-14.33745	-14.33123	-14.36855	-14.50541	-14.24327	-14.36147	
Biased	19	-16.16749	-15.61894	-21.98287	-14.87244	-14.37391	-13.90733	
	20	-15.5205	-15.08395	-14.27524	-13.9953	-13.42209	-12.75644	
	62	-22.6174	-22.41833	-24.515	-23.93622	-23.74278	-23.92941	
	64	-15.21459	-15.20214	-14.55518	-14.34367	-14.01309	-13.51541	
	Min	-22.6174	-22.4183	-24.5148	-23.9362	-23.7428	-23.9294	
	Max	-15.2146	-15.0840	-14.2752	-13.9953	-13.4221	-12.7564	
	Average	-17.3800	-17.0808	-18.8320	-16.7869	-16.3880	-16.0271	
UnBiased	38	-15.52672	-14.76046	-24.19127	-22.916	-22.69765	-23.05847	
	39	-15.54538	-14.67959	-13.60961	-13.31101	-12.53871	-12.22766	
	73	-14.42454	-13.846	-15.88644	-22.88489	-23.00248	-11.68643	
	74	-16.04196	-15.58162	-14.96575	-14.69203	-14.0753	-14.02553	
	Min	-16.0420	-15.5816	-24.1913	-22.9160	-23.0025	-23.0585	
	Max	-14.4245	-13.8460	-13.6096	-13.3110	-12.5387	-11.6864	
	Average	-15.3847	-14.7169	-17.1633	-18.4510	-18.0785	-15.2495	

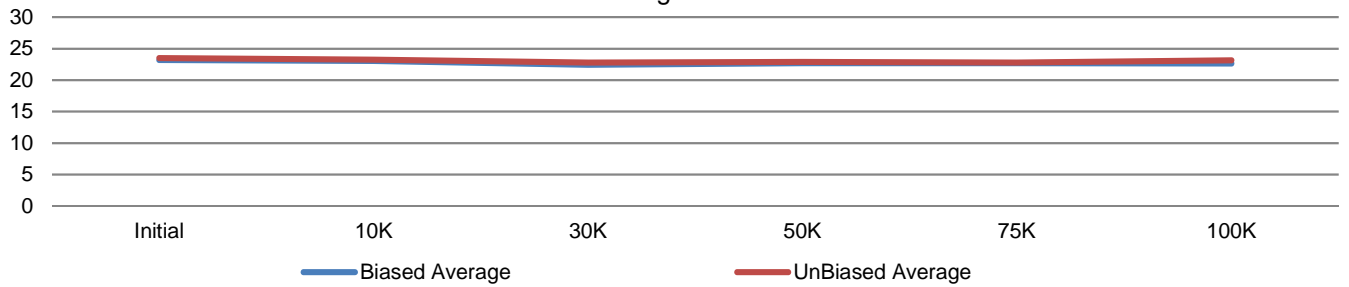


	T# 70	Isc Vsy=5V Source ChanB						mA
	SN	Initial	10K	30K	50K	75K	100K	Limit
Control	17	-26.96865	-26.80146	-26.80146	-26.76396	-26.7712	-26.7587	>-30
	75	-27.27021	-27.27646	-27.29522	-27.40146	-27.20246	-27.30246	
Biased	19	-26.4874	-26.18896	-25.91396	-26.07646	-26.00244	-25.90869	
	20	-26.90615	-26.70771	-26.41396	-26.48896	-26.4337	-26.45245	
	62	-26.64521	-26.73271	-26.370	-26.43896	-26.4587	-26.39619	
	64	-26.84521	-26.96396	-26.58896	-26.63271	-26.65245	-26.61495	
	Min	-26.9062	-26.9640	-26.5890	-26.6327	-26.6525	-26.6150	
	Max	-26.4874	-26.1890	-25.9140	-26.0765	-26.0024	-25.9087	
	Average	-26.7210	-26.6483	-26.3218	-26.4093	-26.3868	-26.3431	
UnBiased	38	-26.58115	-26.38271	-26.00146	-26.12646	-26.13369	-26.08369	
	39	-27.1499	-26.84521	-26.50771	-26.65146	-26.5837	-26.7587	
	73	-26.61396	-26.55146	-26.59521	-26.24521	-26.21494	-26.5462	
	74	-27.04521	-26.92646	-26.73271	-26.77646	-26.68995	-26.91495	
	Min	-27.1499	-26.9265	-26.7327	-26.7765	-26.6900	-26.9150	
	Max	-26.5812	-26.3827	-26.0015	-26.1265	-26.1337	-26.0837	
	Average	-26.8476	-26.6765	-26.4593	-26.4499	-26.4056	-26.5759	

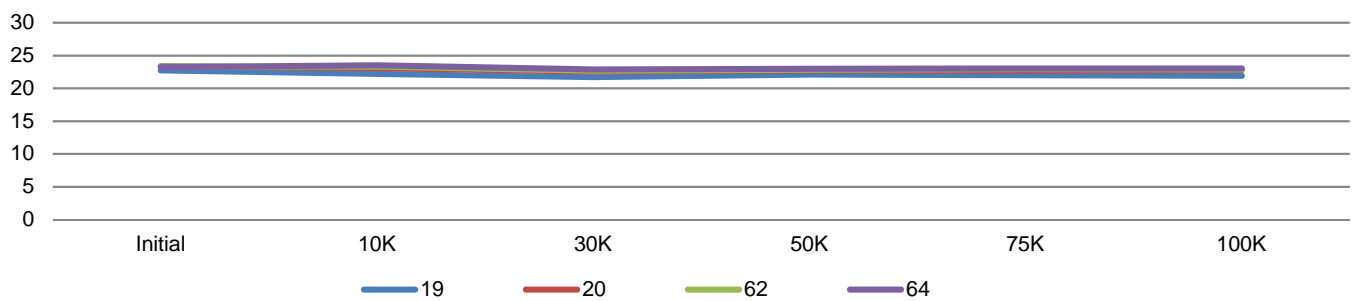


	T# 71	Isc Vsy=5V Sink ChanA						mA
	SN	Initial	10K	30K	50K	75K	100K	Limit
Control	17	23.6351	23.32357	23.31113	23.24892	23.25088	23.24466	<30
	75	24.07629	24.08873	24.13228	24.35001	23.94763	24.14048	
Biased	19	22.72682	22.20382	21.68749	22.10428	22.00667	21.88847	
	20	23.38003	23.06852	22.55841	22.75747	22.70343	22.80296	
	62	23.31735	23.31735	22.677	22.85701	22.93983	22.87139	
	64	23.2427	23.52264	22.86945	22.9752	23.04558	23.02692	
	Min	22.7268	22.2038	21.6875	22.1043	22.0067	21.8885	
	Max	23.3800	23.5226	22.8695	22.9752	23.0456	23.0269	
	Average	23.1667	23.0281	22.4480	22.6735	22.6739	22.6474	
UnBiased	38	23.24317	22.91299	22.27225	22.5273	22.56034	22.48569	
	39	23.37381	22.85701	22.2287	22.54596	22.4297	22.77186	
	73	23.60973	23.56618	23.37334	23.06852	23.03936	23.61792	
	74	23.79013	23.63461	23.2738	23.392	23.22599	23.66769	
	Min	23.2432	22.8570	22.2287	22.5273	22.4297	22.4857	
	Max	23.7901	23.6346	23.3733	23.3920	23.2260	23.6677	
	Average	23.5042	23.2427	22.7870	22.8834	22.8138	23.1358	

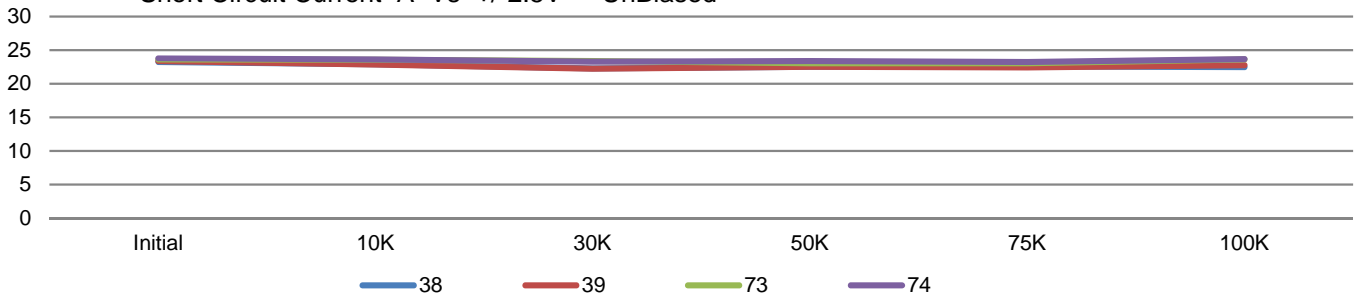
-Short Circuit Current A Vs=+/-2.5V - Average



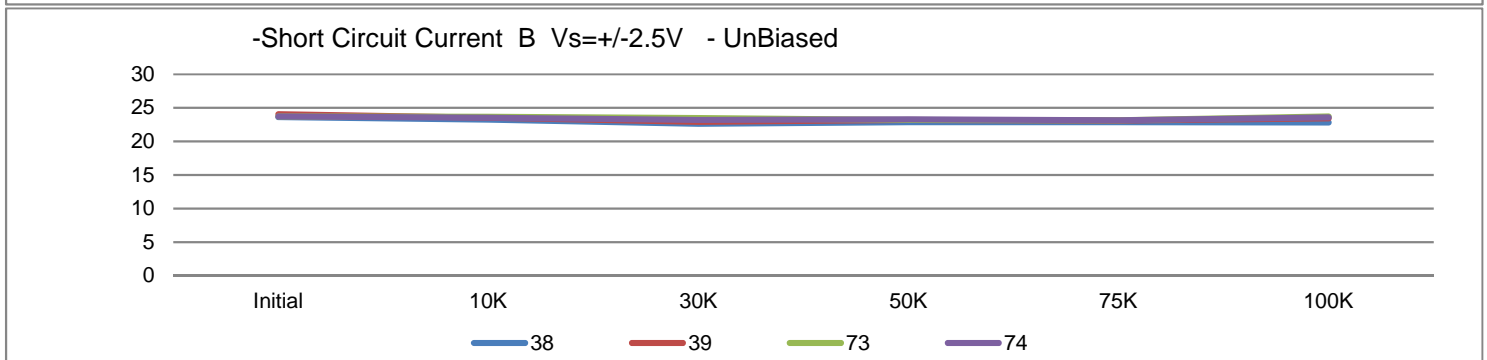
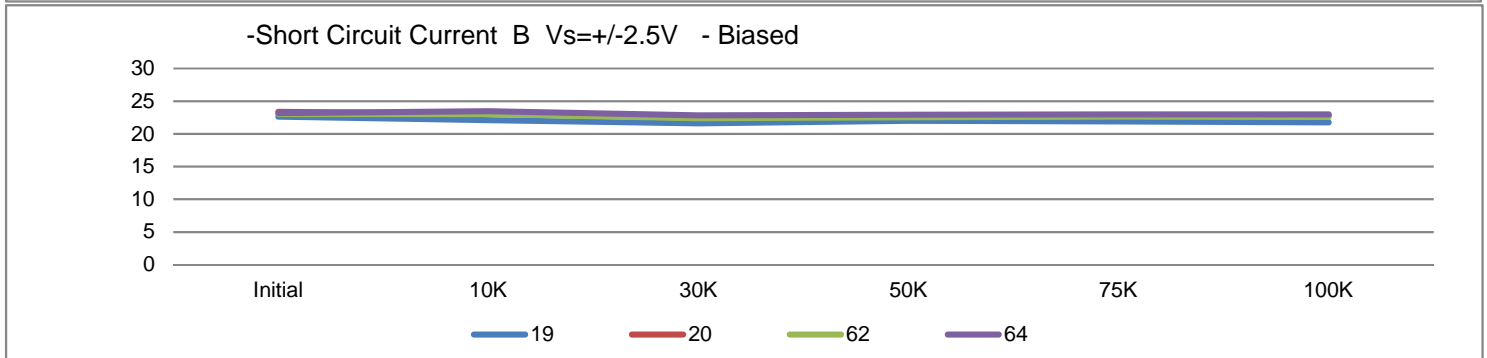
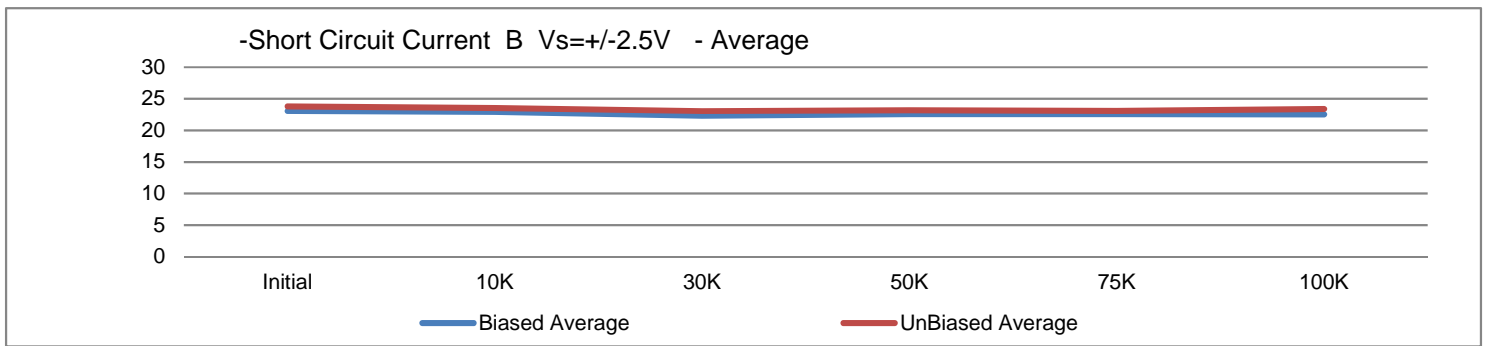
-Short Circuit Current A Vs=+/-2.5V - Biased



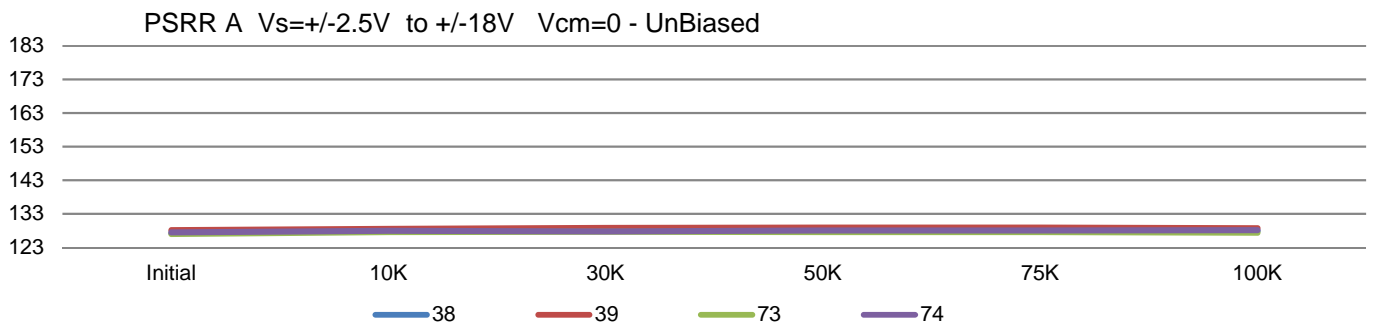
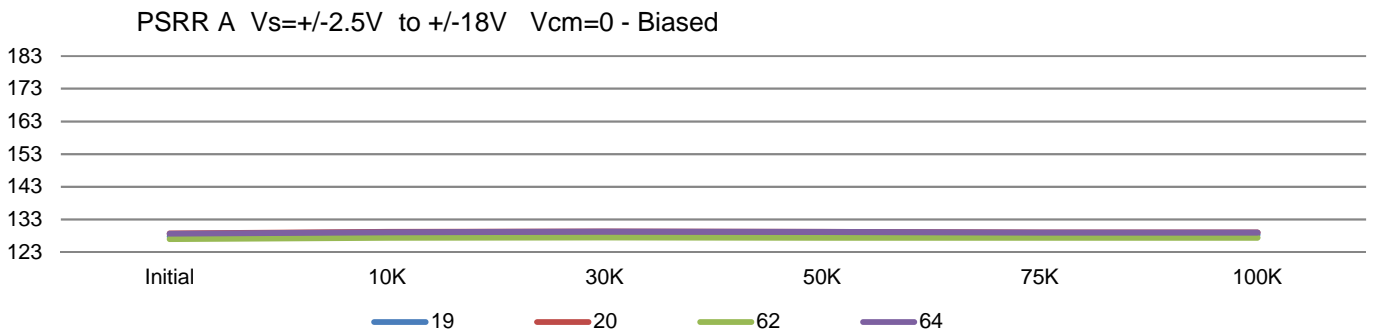
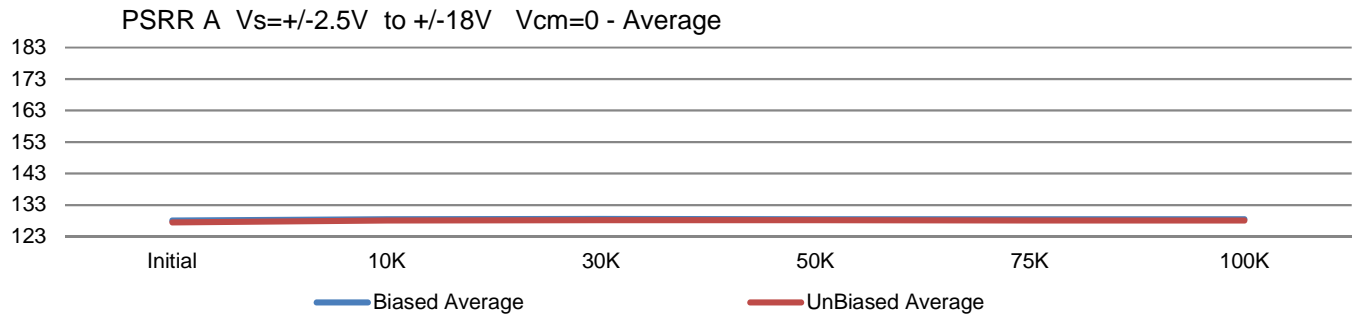
-Short Circuit Current A Vs=+/-2.5V - UnBiased



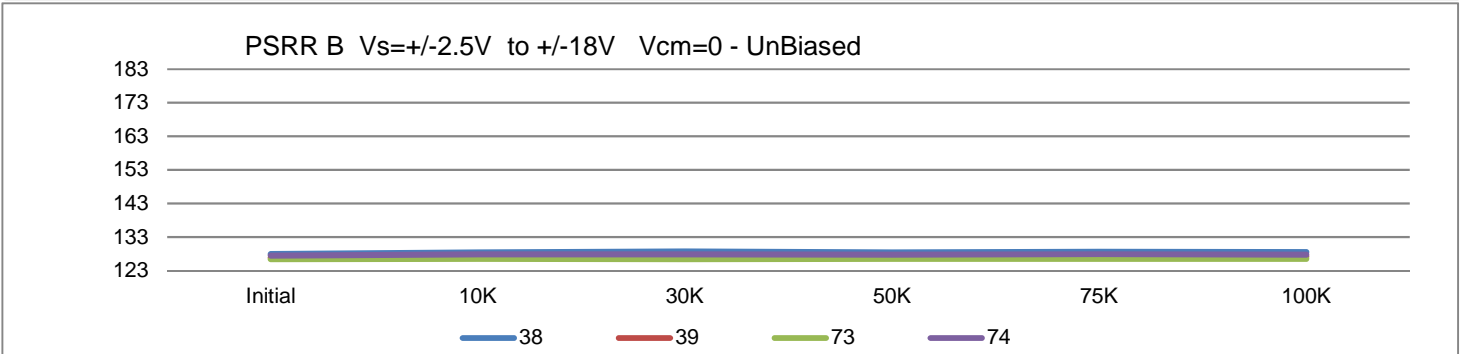
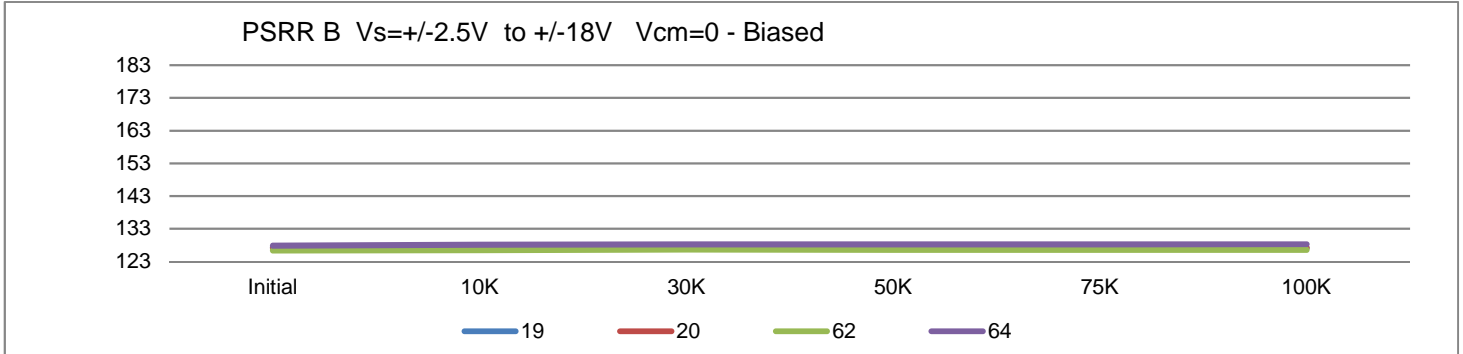
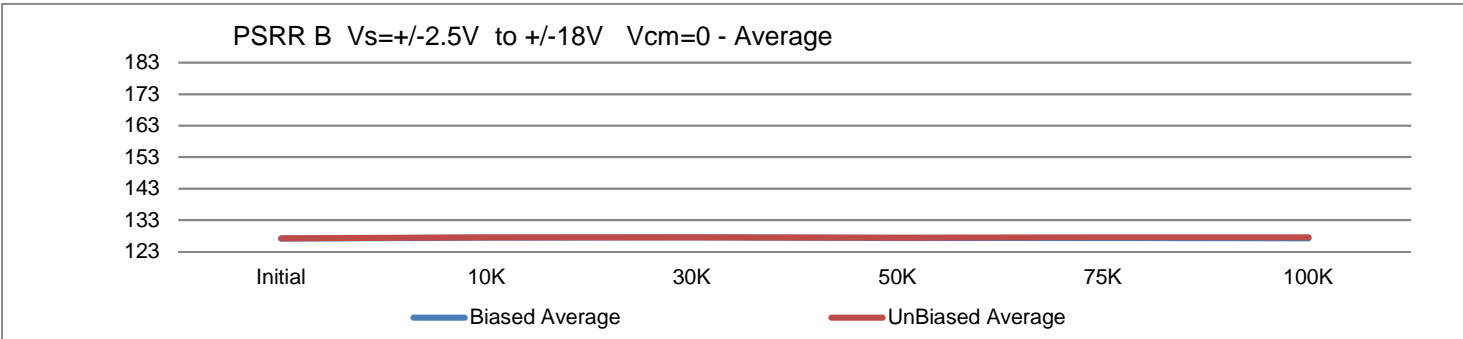
T# 72		Isc Vsy=5V Sink ChanB						mA
SN		Initial	10K	30K	50K	75K	100K	Limit
Control	17	23.75693	23.42365	23.41115	23.34866	23.35468	23.34218	<30
	75	24.32366	24.31741	24.36116	24.59241	24.1797	24.3672	
Biased	19	22.61317	22.09865	21.5799	21.9799	21.89215	21.77965	
	20	23.39443	23.0799	22.54865	22.7674	22.69842	22.79842	
	62	23.02365	23.0174	22.374	22.56115	22.63592	22.57342	
	64	23.19865	23.4799	22.82365	22.93615	22.99842	22.97967	
	Min	22.6132	22.0987	21.5799	21.9799	21.8922	21.7797	
	Max	23.3944	23.4799	22.8237	22.9362	22.9984	22.9797	
	Average	23.0575	22.9190	22.3315	22.5612	22.5562	22.5328	
UnBiased	38	23.61318	23.26741	22.61115	22.8799	22.89842	22.84217	
	39	24.06943	23.53616	22.9049	23.2299	23.10468	23.44218	
	73	23.74865	23.69866	23.50491	23.2049	23.16093	23.74844	
	74	23.72366	23.56116	23.2049	23.3299	23.14843	23.61093	
	Min	23.6132	23.2674	22.6112	22.8799	22.8984	22.8422	
	Max	24.0694	23.6987	23.5049	23.3299	23.1609	23.7484	
	Average	23.7887	23.5158	23.0565	23.1612	23.0781	23.4109	



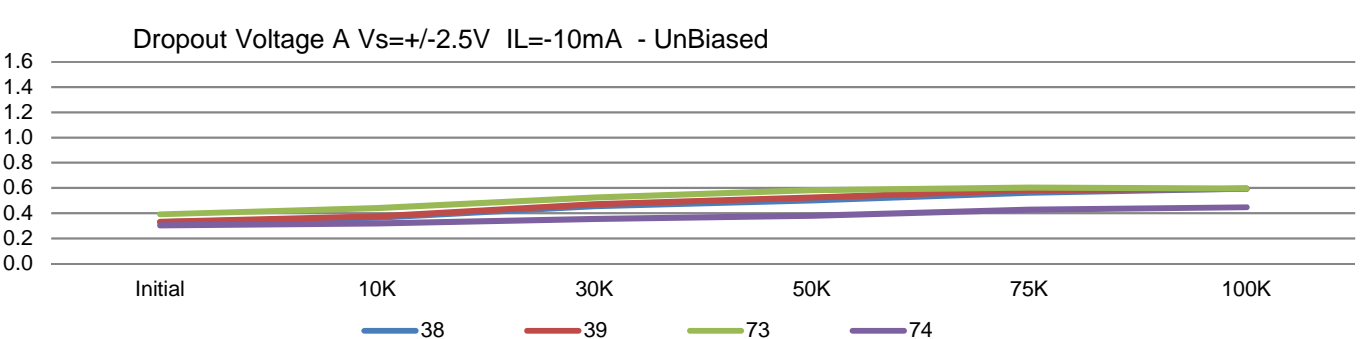
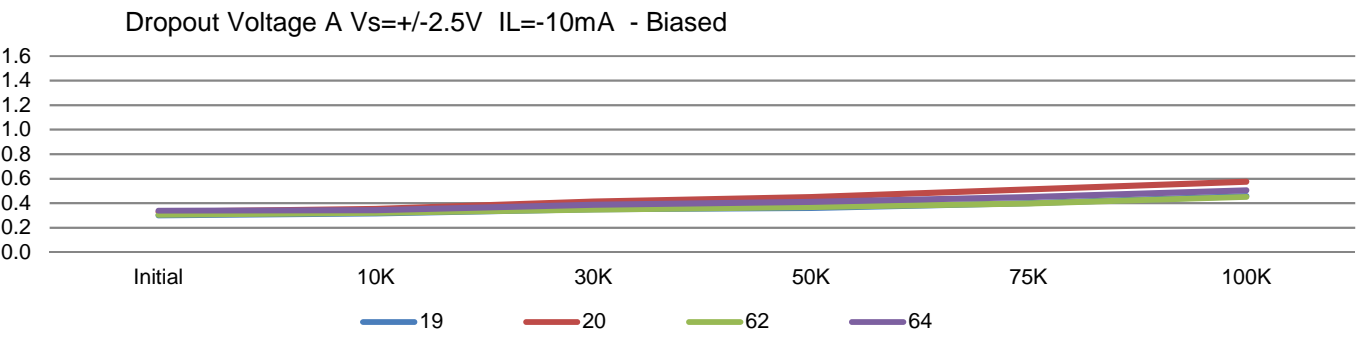
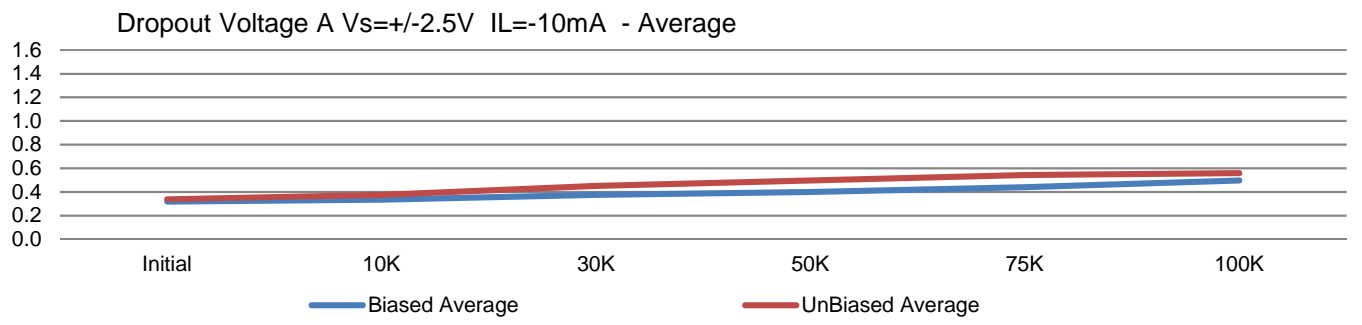
T# 73		Pssr Vsy=+-2.5V +-18V Vcm=0 dB <> ChanA						dB
SN		Initial	10K	30K	50K	75K	100K	Limit
Control	17	126.93376	127.12089	127.07829	127.11546	127.14006	127.14301	>123
	75	126.75668	126.82861	126.86744	126.79056	126.90634	126.83437	
Biased	19	127.8375	128.26173	128.32341	128.19101	128.34828	128.37857	
	20	128.71416	129.20062	129.30624	129.18387	128.99284	129.02257	
	62	127.04728	127.47285	127.579	127.43461	127.42194	127.42113	
	64	128.66908	129.08304	129.31424	129.16557	129.02663	128.97264	
	Min	127.0473	127.4729	127.5793	127.4346	127.4219	127.4211	
	Max	128.7142	129.2006	129.3142	129.1839	129.0266	129.0226	
	Average	128.0670	128.5046	128.6308	128.4938	128.4474	128.4487	
UnBiased	38	127.29755	127.98495	128.19662	128.12608	127.90491	127.86726	
	39	128.15317	128.5867	128.88254	128.90634	128.91994	128.79306	
	73	127.02744	127.63116	127.67358	127.6221	127.58767	127.42805	
	74	127.51175	128.01108	127.7919	128.09892	128.07675	128.18175	
	Min	127.0274	127.6312	127.6736	127.6221	127.5877	127.4281	
	Max	128.1532	128.5867	128.8825	128.9063	128.9199	128.7931	
	Average	127.4975	128.0535	128.1362	128.1884	128.1223	128.0675	



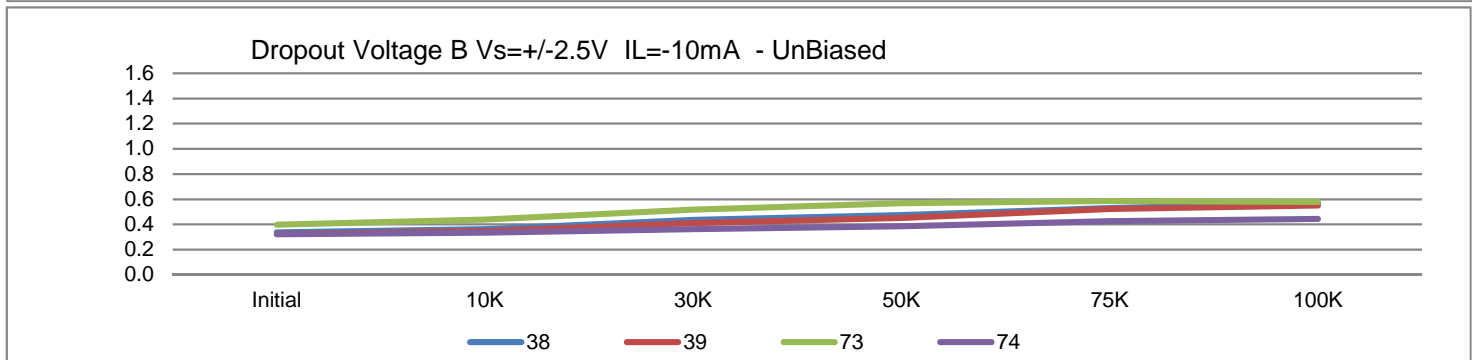
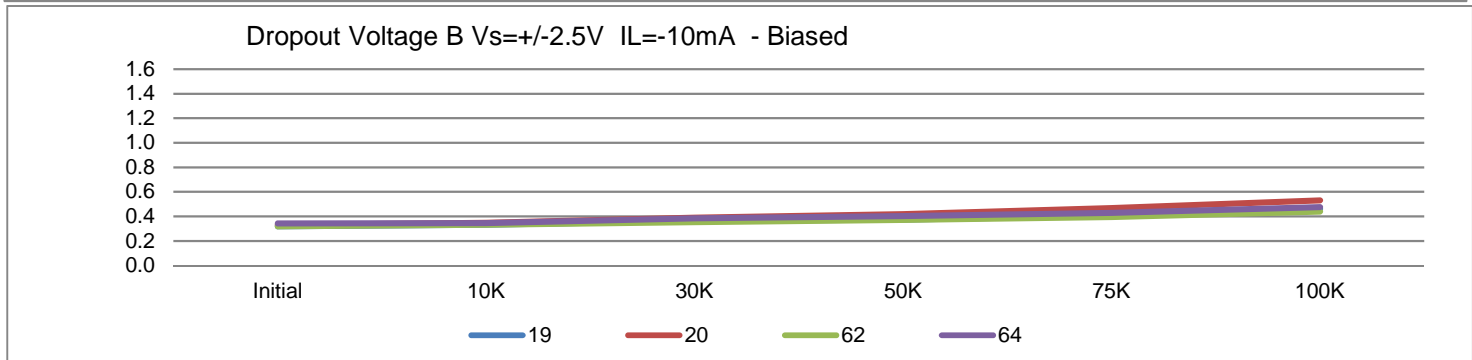
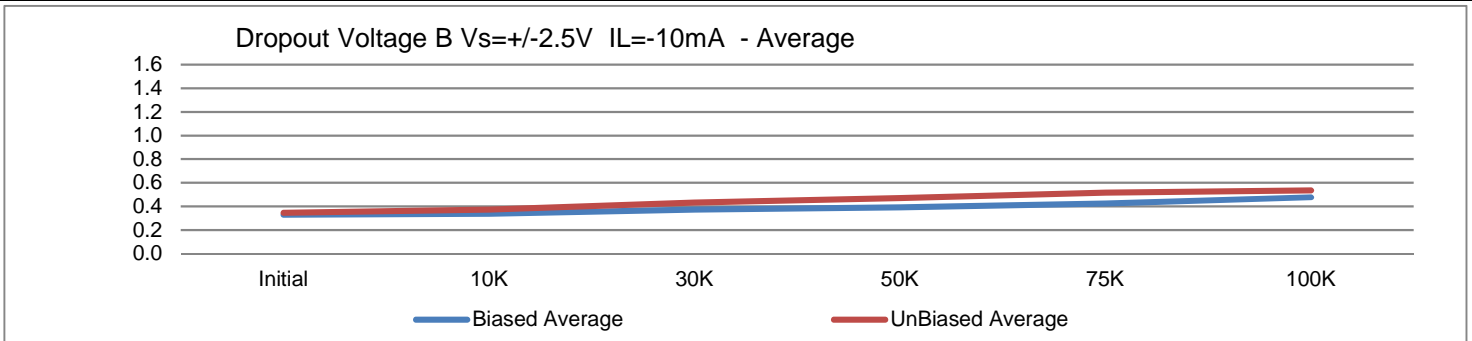
T# 74		Psr Vsy=+-2.5V +-18V Vcm=0 dB <> ChanB						nA
SN		Initial	10K	30K	50K	75K	100K	Limit
Control	17	126.4028	126.55413	126.59493	126.5309	126.54883	1.27E+02	>123
	75	126.64445	126.63447	126.60692	126.58559	126.6803	126.63073	
Biased	19	127.21865	127.51219	127.59097	127.40698	127.42983	127.17908	
	20	127.15235	127.47041	127.52308	127.18872	127.30229	127.18706	
	62	126.37882	126.49963	126.678	126.5748	126.51547	126.53489	
	64	127.82745	128.13153	128.25409	128.25497	128.23891	128.26932	
	Min	126.3788	126.4996	126.6777	126.5748	126.5155	126.5349	
	Max	127.8275	128.1315	128.2541	128.2550	128.2389	128.2693	
	Average	127.1443	127.4034	127.5115	127.3564	127.3716	127.2926	
UnBiased	38	127.98011	128.46602	128.75188	128.42174	128.60962	128.58772	
	39	126.89303	127.17232	127.12762	126.98681	127.34757	127.247	
	73	126.41552	126.52771	126.49689	126.57116	126.52011	126.54839	
	74	127.52633	127.84835	127.87675	127.80592	127.92619	127.79438	
	Min	126.4155	126.5277	126.4969	126.5712	126.5201	126.5484	
	Max	127.9801	128.4660	128.7519	128.4217	128.6096	128.5877	
	Average	127.2037	127.5036	127.5633	127.4464	127.6009	127.5444	



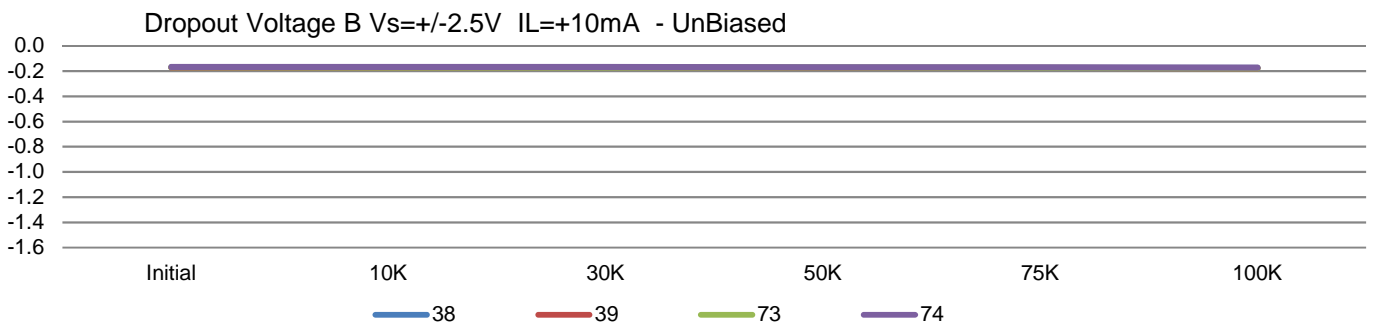
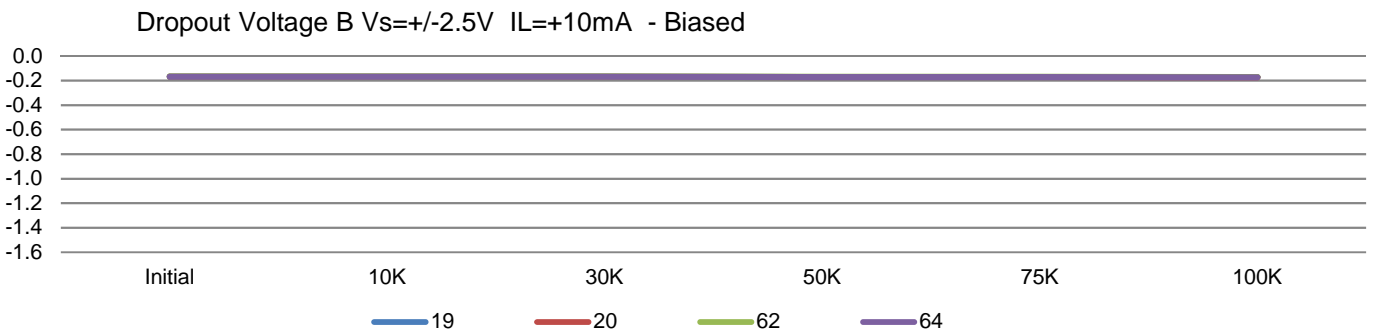
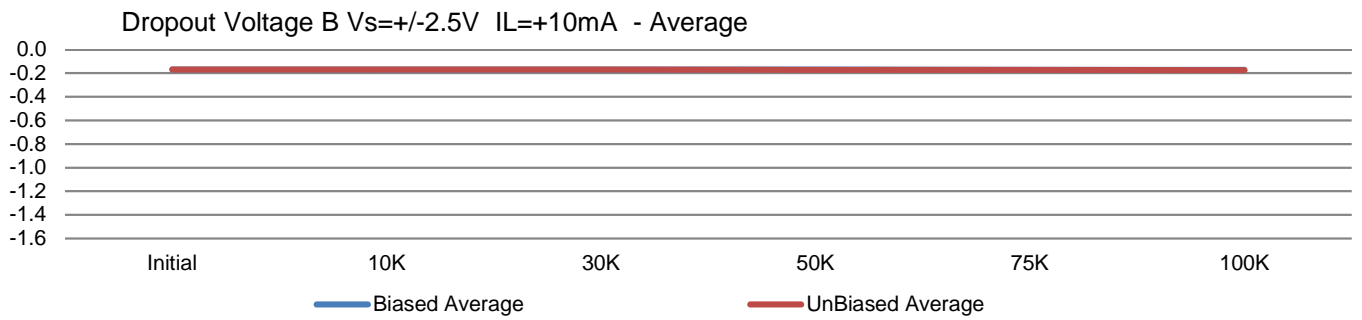
T# 75		VoDropout IL=-10mA Vsy=pn2p5 <> ChanA						V
SN		Initial	10K	30K	50K	75K	100K	Limit
Control	17	0.32156	0.3289	0.32917	0.33055	0.33068	3.31E-01	<1.6
	75	0.40595	0.40589	0.40388	0.39343	0.41335	0.40412	
Biased	19	0.30088	0.3158	0.34973	0.36121	0.39944	0.45847	
	20	0.32902	0.35462	0.41421	0.45136	0.51368	0.57562	
	62	0.30534	0.32302	0.348	0.36854	0.39734	0.45118	
	64	0.33925	0.34263	0.38842	0.41181	0.4491	0.50419	
	Min	0.3009	0.3158	0.3484	0.3612	0.3973	0.4512	
	Max	0.3393	0.3546	0.4142	0.4514	0.5137	0.5756	
	Average	0.3186	0.3340	0.3752	0.3982	0.4399	0.4974	
UnBiased	38	0.32845	0.36455	0.45451	0.50236	0.56176	0.59566	
	39	0.33053	0.37388	0.47171	0.52471	0.5834	0.5933	
	73	0.39101	0.44011	0.52419	0.58267	0.60298	0.59646	
	74	0.30278	0.31974	0.3542	0.37896	0.42761	0.44707	
	Min	0.3028	0.3197	0.3542	0.3790	0.4276	0.4471	
	Max	0.3910	0.4401	0.5242	0.5827	0.6030	0.5965	
	Average	0.3382	0.3746	0.4512	0.4972	0.5439	0.5581	



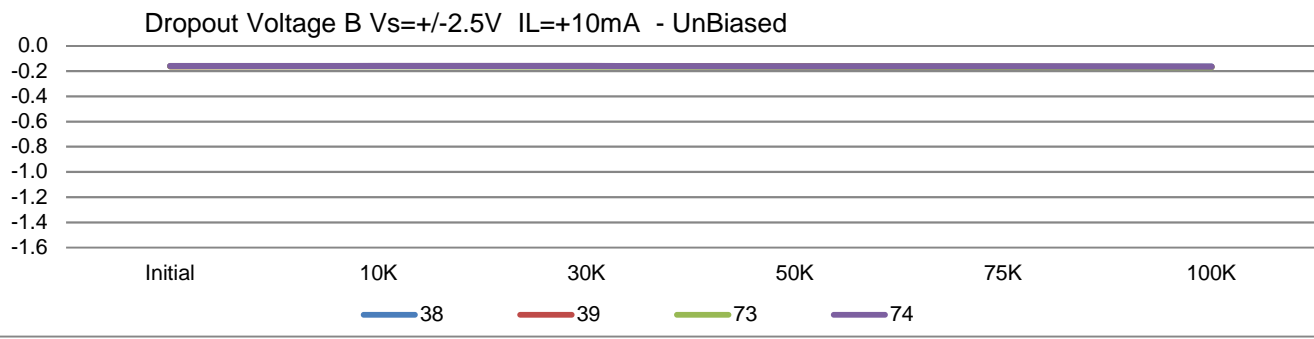
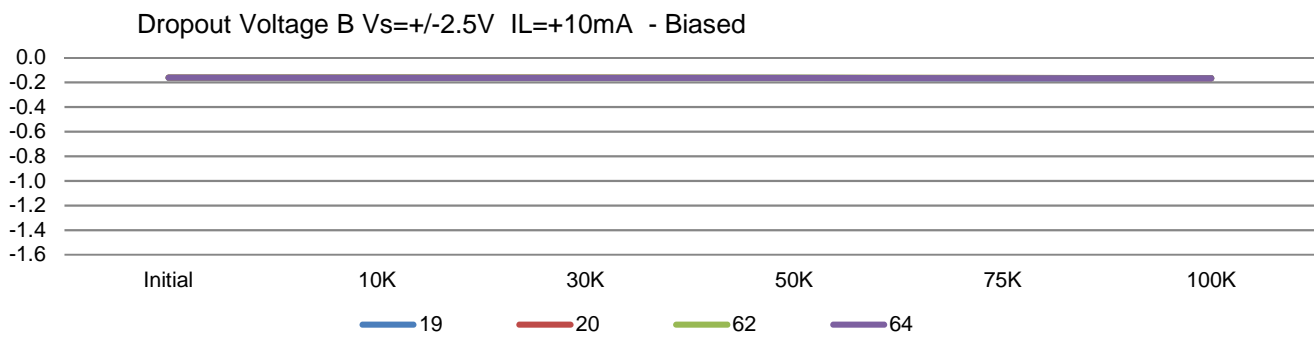
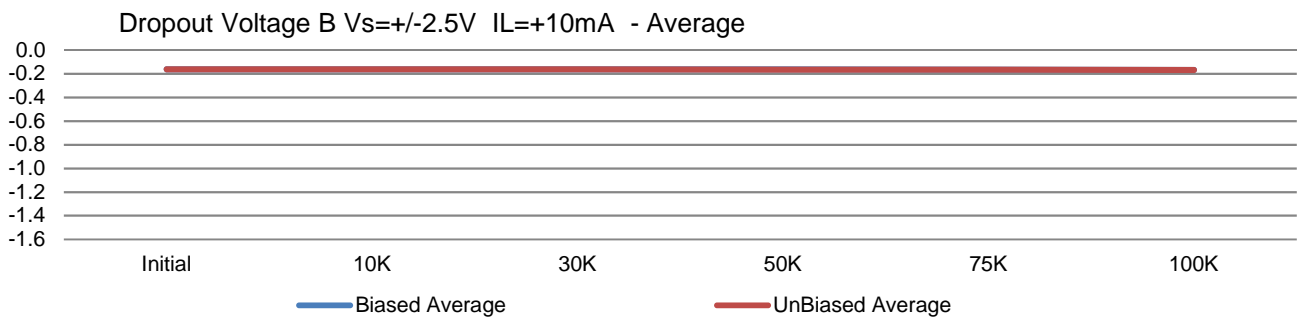
T# 76		VoDropout IL=-10mA Vsy=pn2p5 <> ChanB						V
SN		Initial	10K	30K	50K	75K	100K	Limit
Control	17	0.33847	0.34407	0.34418	0.34537	0.34566	0.34577	<1.6
	75	0.39241	0.39266	0.3911	0.38346	0.39811	0.39114	
Biased	19	0.3198	0.33159	0.36393	0.37457	0.40575	0.46121	
	20	0.3309	0.34678	0.39011	0.41744	0.46788	0.5311	
	62	0.31953	0.33312	0.354	0.37032	0.39422	0.44002	
	64	0.34257	0.34566	0.3835	0.40278	0.42953	0.47653	
	Min	0.3195	0.3316	0.3537	0.3703	0.3942	0.4400	
	Max	0.3426	0.3468	0.3901	0.4174	0.4679	0.5311	
	Average	0.3282	0.3393	0.3728	0.3913	0.4243	0.4772	
UnBiased	38	0.3381	0.36395	0.43771	0.47561	0.53033	0.57005	
	39	0.32423	0.34819	0.41176	0.45151	0.52405	0.54946	
	73	0.39781	0.43937	0.51744	0.56872	0.58685	0.57814	
	74	0.32239	0.33602	0.36363	0.38621	0.42711	0.44504	
	Min	0.3224	0.3360	0.3636	0.3862	0.4271	0.4450	
	Max	0.3978	0.4394	0.5174	0.5687	0.5869	0.5781	
	Average	0.3456	0.3719	0.4326	0.4705	0.5171	0.5357	



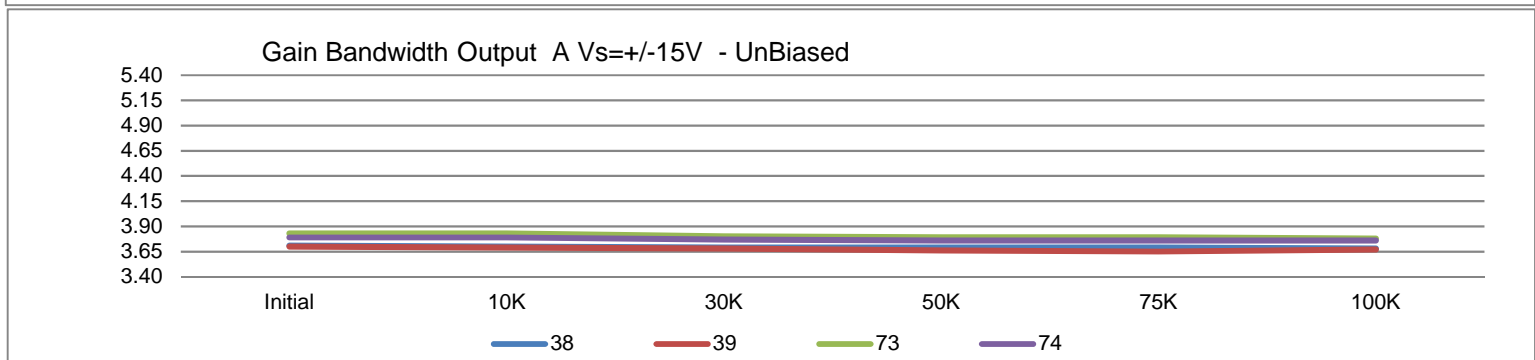
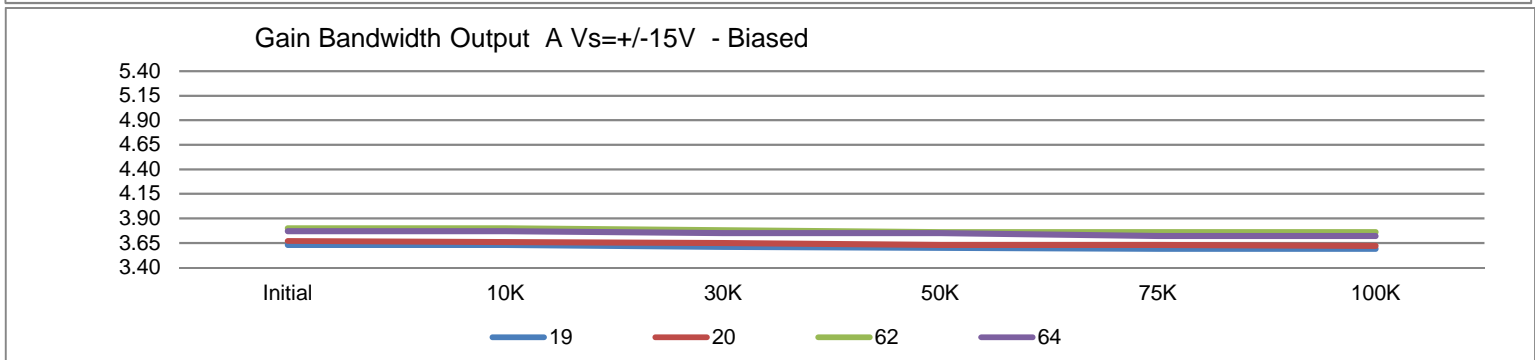
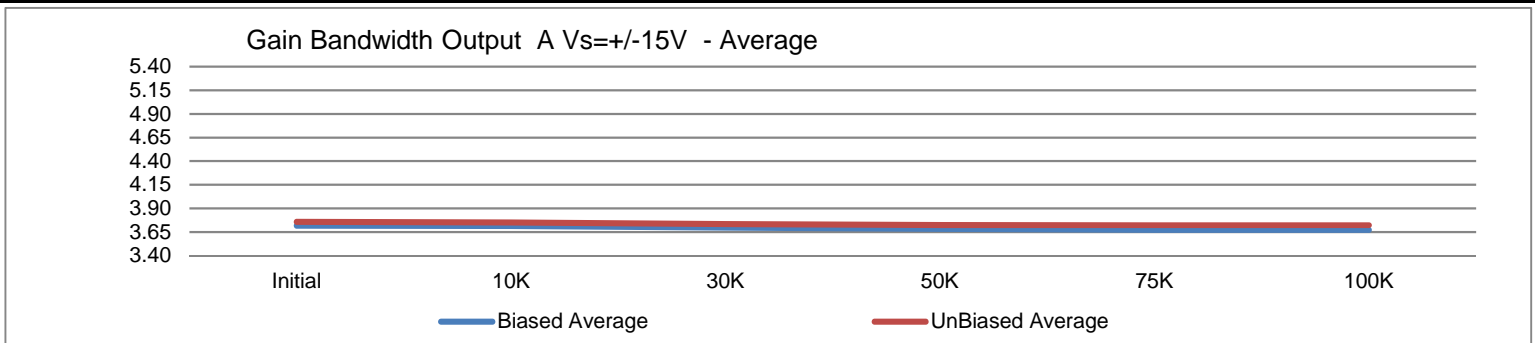
T# 77		VoDropout IL=+10mA Vsy=pn2p5 <> ChanA						V
SN		Initial	10K	30K	50K	75K	100K	Limit
Control	17	-0.16936	-0.16839	-0.16829	-0.16805	-0.16814	-0.16835	>-1.6
	75	-0.16987	-0.17009	-0.17017	-0.17072	-0.16985	-0.17062	
Biased	19	-0.16873	-0.16816	-0.16813	-0.17054	-0.17161	-0.1727	
	20	-0.16859	-0.1687	-0.1687	-0.17058	-0.17185	-0.17421	
	62	-0.16648	-0.16767	-0.167	-0.1684	-0.16971	-0.17105	
	64	-0.16847	-0.17035	-0.16951	-0.17087	-0.17221	-0.17342	
	Min	-0.1687	-0.1704	-0.1695	-0.1709	-0.1722	-0.1742	
	Max	-0.1665	-0.1677	-0.1668	-0.1684	-0.1697	-0.1711	
	Average	-0.1681	-0.1687	-0.1683	-0.1701	-0.1713	-0.1728	
UnBiased	38	-0.16933	-0.16959	-0.16935	-0.17164	-0.17332	-0.17446	
	39	-0.17078	-0.17046	-0.17022	-0.17291	-0.17422	-0.17662	
	73	-0.16928	-0.17053	-0.1717	-0.17202	-0.17333	-0.17671	
	74	-0.16674	-0.16739	-0.16758	-0.16912	-0.16983	-0.17238	
	Min	-0.1708	-0.1705	-0.1717	-0.1729	-0.1742	-0.1767	
	Max	-0.1667	-0.1674	-0.1676	-0.1691	-0.1698	-0.1724	
	Average	-0.1690	-0.1695	-0.1697	-0.1714	-0.1727	-0.1750	



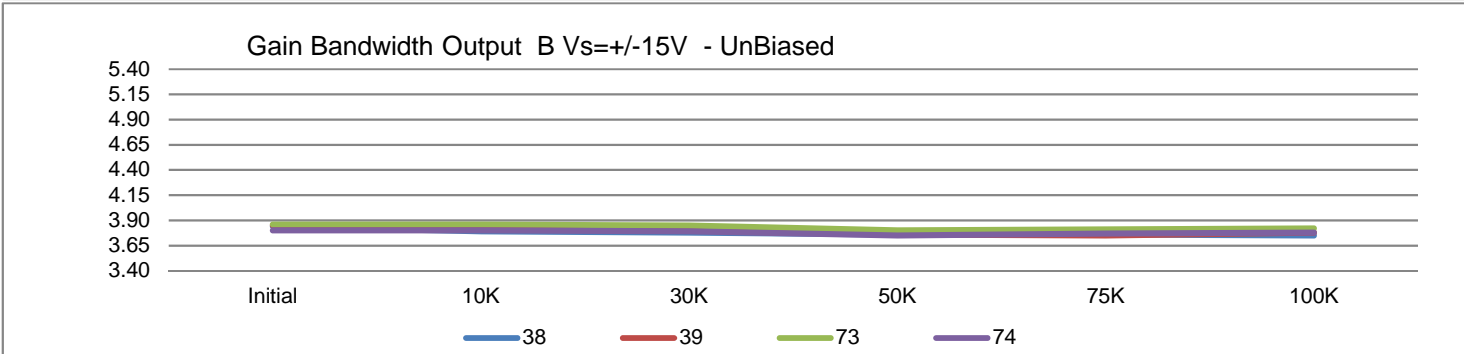
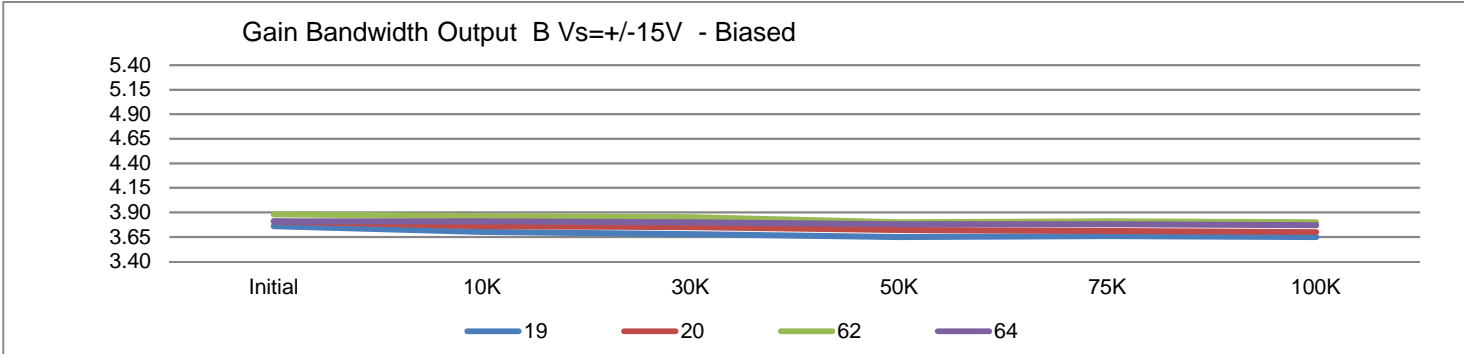
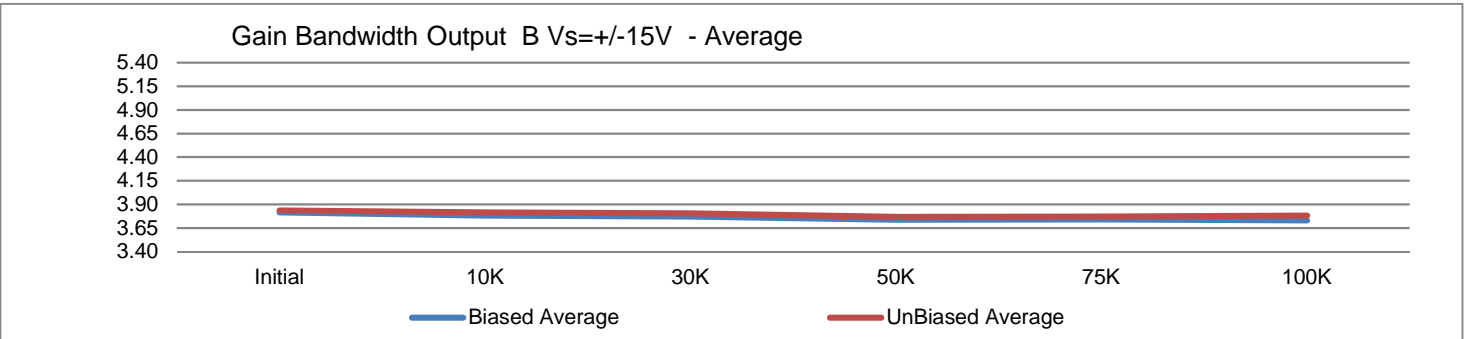
T# 78		VoDropout IL=+10mA Vsy=pn2p5 <> ChanB						nA
SN		Initial	10K	30K	50K	75K	100K	Limit
Control	17	-0.16119	-0.16009	-0.16008	-0.15986	-0.16002	-0.16007	>-1.6
	75	-0.16062	-0.16061	-0.16062	-0.16143	-0.16035	-0.16117	
Biased	19	-0.1615	-0.16097	-0.16093	-0.16307	-0.16412	-0.16525	
	20	-0.16031	-0.16039	-0.16036	-0.16229	-0.16355	-0.16549	
	62	-0.1591	-0.16025	-0.159	-0.16093	-0.16221	-0.16367	
	64	-0.16019	-0.16201	-0.16124	-0.16261	-0.16377	-0.16508	
	Min	-0.1615	-0.1620	-0.1612	-0.1631	-0.1641	-0.1655	
	Max	-0.1591	-0.1603	-0.1595	-0.1609	-0.1622	-0.1637	
	Average	-0.1603	-0.1609	-0.1605	-0.1622	-0.1634	-0.1649	
UnBiased	38	-0.16	-0.16015	-0.16015	-0.16222	-0.16352	-0.16492	
	39	-0.1606	-0.15997	-0.15994	-0.16237	-0.16358	-0.16619	
	73	-0.16106	-0.16232	-0.16349	-0.16402	-0.1653	-0.1685	
	74	-0.15886	-0.15939	-0.1596	-0.16096	-0.16181	-0.16426	
	Min	-0.1611	-0.1623	-0.1635	-0.1640	-0.1653	-0.1685	
	Max	-0.1589	-0.1594	-0.1596	-0.1610	-0.1618	-0.1643	
	Average	-0.1601	-0.1605	-0.1608	-0.1624	-0.1636	-0.1660	



T# 83		Gain Bandwidth Out Vsy = +/- 15 <> PL_OutA						MHz
SN		Initial	10K	30K	50K	75K	100K	Limit
Control	17	3.73	3.73	3.72	3.72	3.72	3.72	>3.4
	75	3.67	3.68	3.69	3.69	3.69	3.69	
Biased	19	3.63	3.63	3.61	3.6	3.59	3.59	
	20	3.67	3.66	3.65	3.63	3.63	3.62	
	62	3.8	3.8	3.780	3.76	3.76	3.76	
	64	3.77	3.77	3.75	3.75	3.72	3.72	
	Min	3.6300	3.6300	3.6100	3.6000	3.5900	3.5900	
	Max	3.8000	3.8000	3.7800	3.7600	3.7600	3.7600	
	Average	3.7175	3.7150	3.6975	3.6850	3.6750	3.6725	
UnBiased	38	3.71	3.7	3.69	3.69	3.69	3.68	
	39	3.7	3.69	3.68	3.66	3.65	3.67	
	73	3.83	3.83	3.8	3.79	3.79	3.78	
	74	3.79	3.79	3.77	3.76	3.76	3.76	
	Min	3.7000	3.6900	3.6800	3.6600	3.6500	3.6700	
	Max	3.8300	3.8300	3.8000	3.7900	3.7900	3.7800	
	Average	3.7575	3.7525	3.7350	3.7250	3.7225	3.7225	

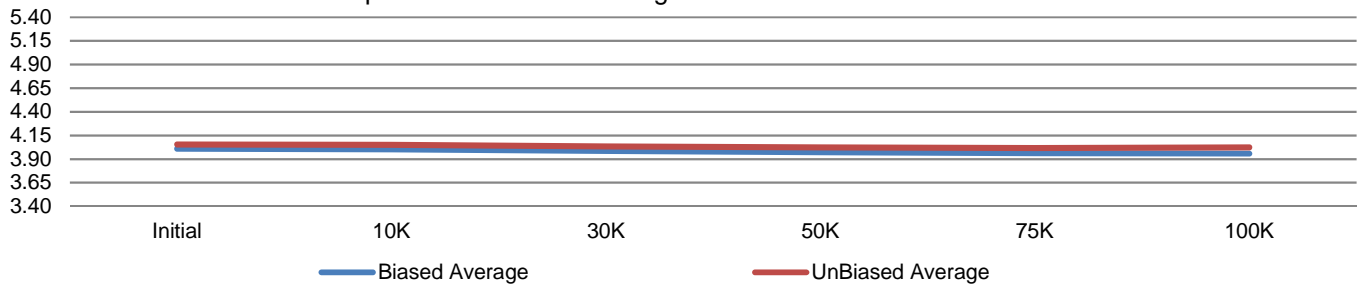


T# 84		Gain Bandwidth Out Vsy = +/- 15 <> PL_OutB						MHz
SN		Initial	10K	30K	50K	75K	100K	Limit
Control	17	3.82	3.81	3.81	3.79	3.8	3.79	>3.4
	75	3.78	3.8	3.8	3.78	3.78	3.78	
Biased	19	3.76	3.7	3.68	3.65	3.66	3.65	
	20	3.81	3.76	3.75	3.72	3.71	3.7	
	62	3.88	3.86	3.850	3.8	3.81	3.8	
	64	3.81	3.81	3.8	3.78	3.78	3.77	
	Min	3.7600	3.7000	3.6800	3.6500	3.6600	3.6500	
	Max	3.8800	3.8600	3.8500	3.8000	3.8100	3.8000	
	Average	3.8150	3.7825	3.7700	3.7375	3.7400	3.7300	
UnBiased	38	3.84	3.79	3.78	3.76	3.76	3.75	
	39	3.85	3.81	3.8	3.76	3.75	3.78	
	73	3.86	3.86	3.85	3.8	3.81	3.82	
	74	3.8	3.8	3.79	3.75	3.77	3.78	
	Min	3.8000	3.7900	3.7800	3.7500	3.7500	3.7500	
	Max	3.8600	3.8600	3.8500	3.8000	3.8100	3.8200	
	Average	3.8375	3.8150	3.8050	3.7675	3.7725	3.7825	

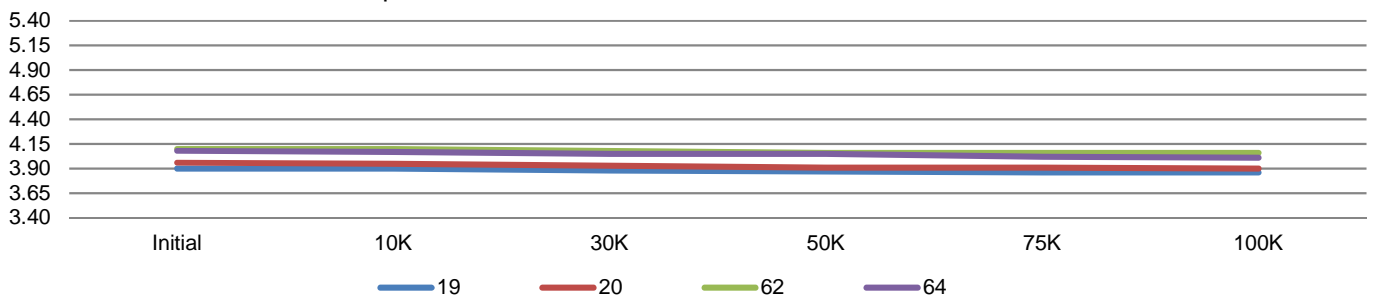


T# 85		Gain Bandwidth Out Vsy = +/- 5 <> PL_OutA						MHz
SN		Initial	10K	30K	50K	75K	100K	Limit
Control	17	4.02	4.02	4.02	4.01	4.01	4.02	>3.4
	75	3.98	4	4.01	4	4	4.01	
Biased	19	3.9	3.9	3.88	3.87	3.86	3.86	
	20	3.96	3.95	3.93	3.91	3.91	3.9	
	62	4.1	4.1	4.080	4.06	4.06	4.06	
	64	4.08	4.07	4.05	4.05	4.02	4.01	
	Min	3.9000	3.9000	3.8800	3.8700	3.8600	3.8600	
	Max	4.1000	4.1000	4.0800	4.0600	4.0600	4.0600	
	Average	4.0100	4.0050	3.9850	3.9725	3.9625	3.9575	
UnBiased	38	3.99	3.99	3.98	3.98	3.97	3.97	
	39	3.99	3.98	3.97	3.96	3.94	3.96	
	73	4.15	4.15	4.12	4.11	4.1	4.1	
	74	4.09	4.09	4.07	4.05	4.06	4.06	
	Min	3.9900	3.9800	3.9700	3.9600	3.9400	3.9600	
	Max	4.1500	4.1500	4.1200	4.1100	4.1000	4.1000	
	Average	4.0550	4.0525	4.0350	4.0250	4.0175	4.0225	

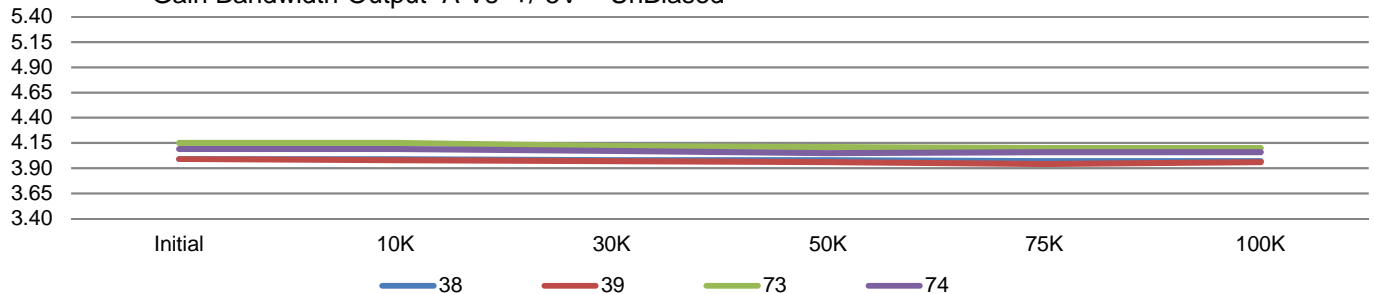
Gain Bandwidth Output A Vs=+-5V - Average



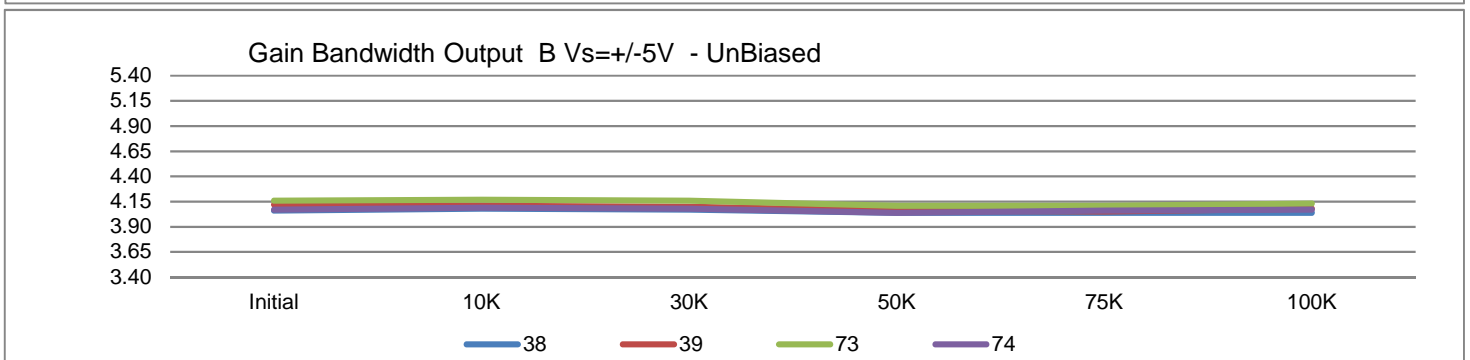
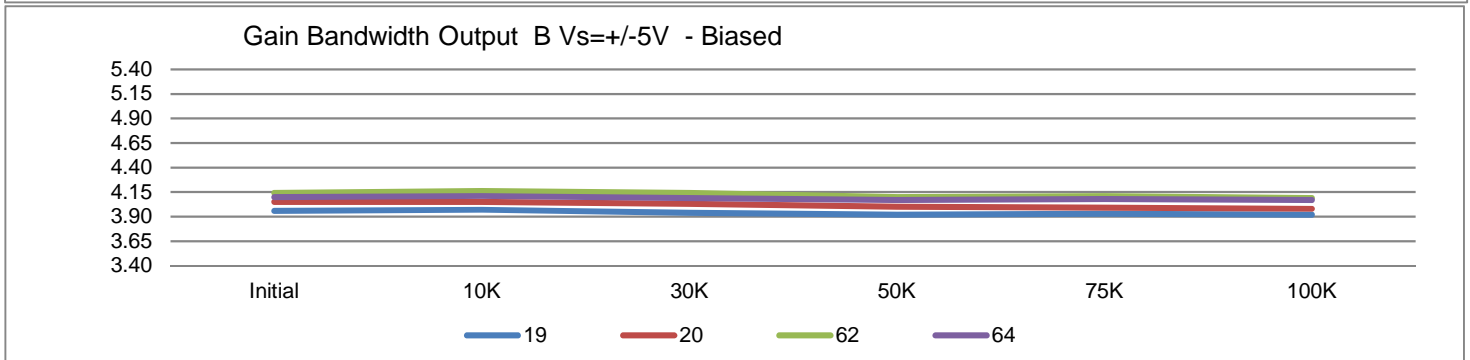
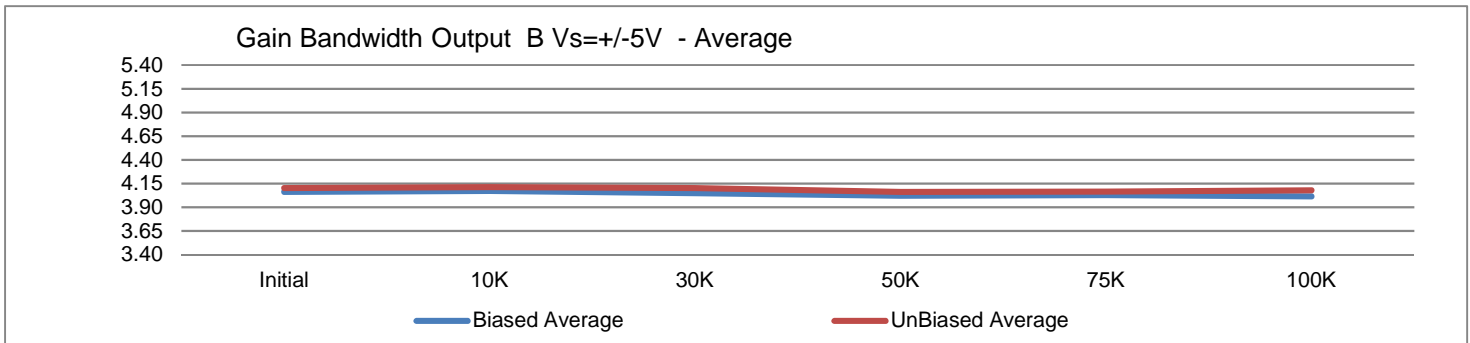
Gain Bandwidth Output A Vs=+-5V - Biased



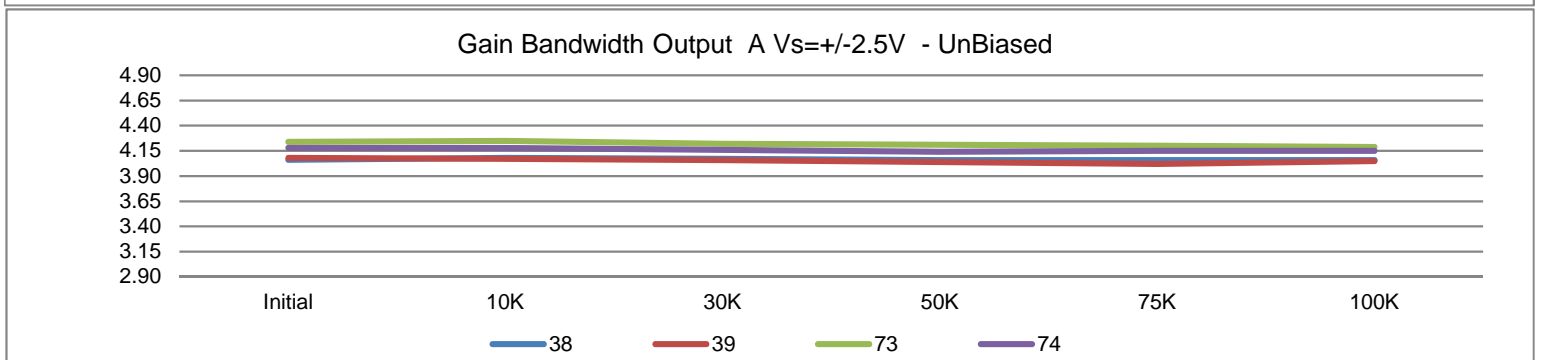
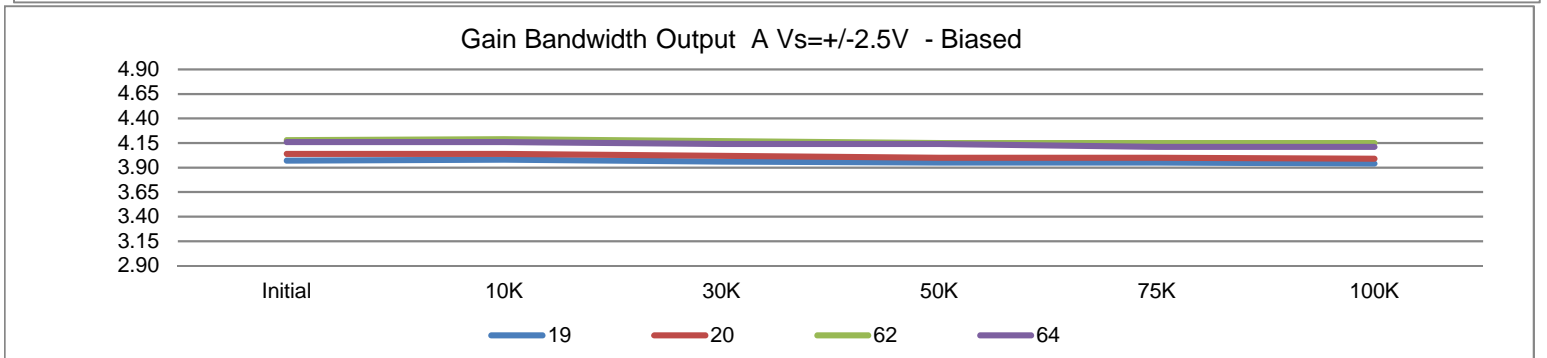
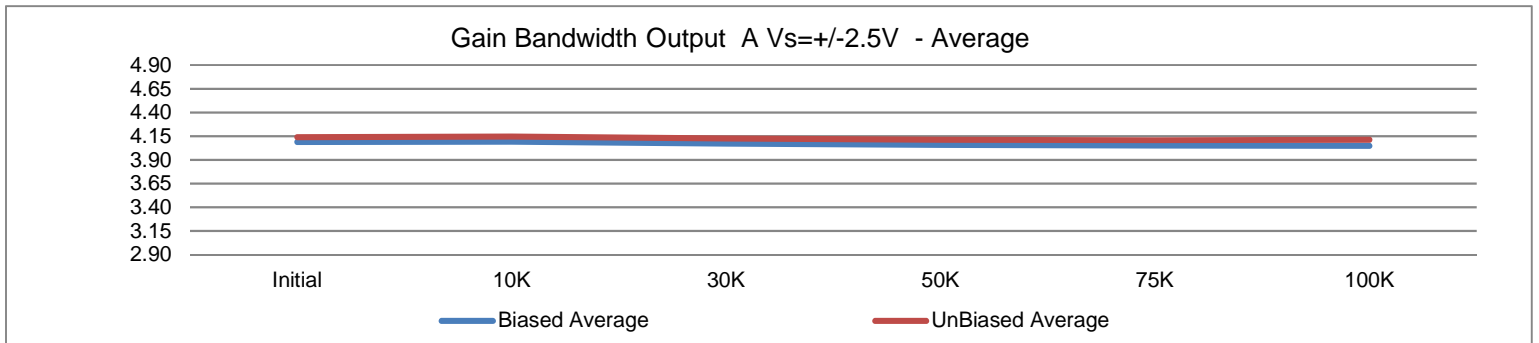
Gain Bandwidth Output A Vs=+-5V - UnBiased



T# 86		Gain Bandwidth Out Vsy = +/- 5 <> PL_OutB						MHz
SN		Initial	10K	30K	50K	75K	100K	Limit
Control	17	4.08	4.1	4.1	4.07	4.09	4.08	>3.4
	75	4.05	4.1	4.09	4.06	4.07	4.07	
Biased	19	3.96	3.97	3.94	3.92	3.93	3.92	
	20	4.05	4.05	4.03	4	3.99	3.98	
	62	4.14	4.16	4.140	4.1	4.11	4.09	
	64	4.1	4.11	4.09	4.07	4.08	4.07	
	Min	3.9600	3.9700	3.9400	3.9200	3.9300	3.9200	
	Max	4.1400	4.1600	4.1400	4.1000	4.1100	4.0900	
	Average	4.0625	4.0725	4.0500	4.0225	4.0275	4.0150	
UnBiased	38	4.06	4.08	4.07	4.04	4.04	4.04	
	39	4.12	4.11	4.1	4.06	4.05	4.08	
	73	4.16	4.17	4.16	4.11	4.11	4.13	
	74	4.07	4.09	4.08	4.04	4.06	4.07	
	Min	4.0600	4.0800	4.0700	4.0400	4.0400	4.0400	
	Max	4.1600	4.1700	4.1600	4.1100	4.1100	4.1300	
	Average	4.1025	4.1125	4.1025	4.0625	4.0650	4.0800	



T# 87		Gain Bandwidth Out Vsy = +/- 2p5 <> PL_OutA						dB
SN		Initial	10K	30K	50K	75K	100K	Limit
Control	17	4.11	4.1	4.09	4.09	4.09	4.09	>2.9
	75	4.07	4.08	4.08	4.08	4.08	4.09	
Biased	19	3.97	3.98	3.96	3.95	3.95	3.94	
	20	4.04	4.04	4.02	4	4	3.99	
	62	4.18	4.19	4.170	4.15	4.15	4.15	
	64	4.16	4.16	4.14	4.14	4.11	4.11	
	Min	3.9700	3.9800	3.9600	3.9500	3.9500	3.9400	
	Max	4.1800	4.1900	4.1700	4.1500	4.1500	4.1500	
	Average	4.0875	4.0925	4.0725	4.0600	4.0525	4.0475	
UnBiased	38	4.06	4.08	4.07	4.06	4.06	4.06	
	39	4.08	4.07	4.06	4.04	4.02	4.05	
	73	4.24	4.25	4.22	4.21	4.2	4.19	
	74	4.18	4.18	4.16	4.14	4.15	4.15	
	Min	4.0600	4.0700	4.0600	4.0400	4.0200	4.0500	
	Max	4.2400	4.2500	4.2200	4.2100	4.2000	4.1900	
	Average	4.1400	4.1450	4.1275	4.1125	4.1075	4.1125	



T# 88		Gain Bandwidth Out Vsy = +/- 2p5 <> PL_OutB						dB
SN		Initial	10K	30K	50K	75K	100K	Limit
Control	17	4.17	4.17	4.17	4.15	4.16	4.16	>2.9
	75	4.13	4.17	4.16	4.13	4.14	4.15	
Biased	19	4.02	4.05	4.02	4	4.01	3.99	
	20	4.12	4.14	4.12	4.09	4.08	4.07	
	62	4.21	4.25	4.230	4.19	4.2	4.18	
	64	4.17	4.2	4.18	4.16	4.17	4.16	
	Min	4.0200	4.0500	4.0200	4.0000	4.0100	3.9900	
	Max	4.2100	4.2500	4.2300	4.1900	4.2000	4.1800	
	Average	4.1300	4.1600	4.1375	4.1100	4.1150	4.1000	
UnBiased	38	4.13	4.17	4.15	4.13	4.14	4.12	
	39	4.19	4.2	4.19	4.15	4.14	4.17	
	73	4.25	4.26	4.25	4.2	4.21	4.22	
	74	4.15	4.18	4.16	4.13	4.15	4.16	
	Min	4.1300	4.1700	4.1500	4.1300	4.1400	4.1200	
	Max	4.2500	4.2600	4.2500	4.2000	4.2100	4.2200	
	Average	4.1800	4.2025	4.1875	4.1525	4.1600	4.1675	

