

# LOW DOSE RADIATION TEST REPORT ADL5513S

June 2016  
Generic

## Radiation Test Report

Product:	ADL5513S
Gamma:	0, 30k, 50k, 75k, 100k
Gamma Source:	Co60/TM1019 Condition D
Dose Rate:	<7.8 mRad/s
Facilities:	VPT RAD
Tested:	11/11/15 - 5/4/16

The RADTEST® DATA SERVICE is a compilation of radiation test results on Analog Devices' Space grade products. It is designed to assist customers in selecting the right product for applications where radiation is a consideration. Many products manufactured by Analog Devices, Inc. have been shown to be radiation tolerant to most tactical radiation environments. Analog Devices, Inc. does not make any claim to maintain or guarantee these levels of radiation tolerance without lot qualification test.

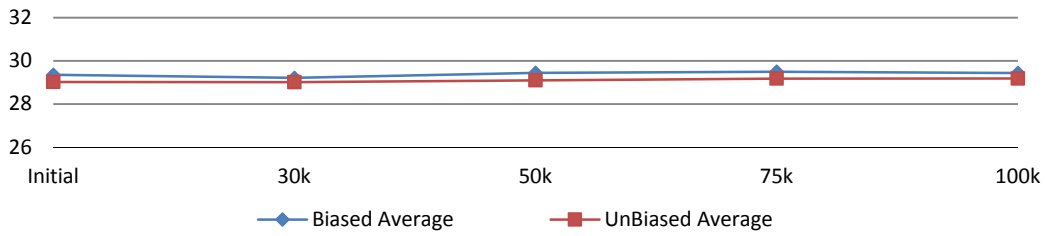
It is the responsibility of the Procuring Activity to screen products from Analog Devices, Inc. for compliance to Nuclear Hardness Critical Items (HCI) specifications.

### Warning:

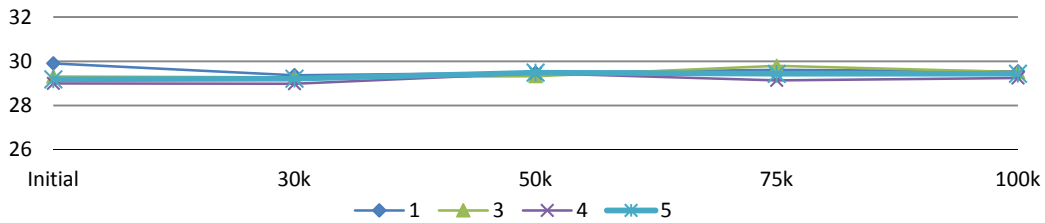
Analog Devices, Inc. does not recommend use of this data to qualify other product grades or process levels. Analog Devices, Inc. is not responsible and has no liability for any consequences, and all applicable Warranties are null and void if any Analog Devices product is modified in any way or used outside of normal environmental and operating conditions, including the parameters specified in the corresponding data sheet. Analog Devices, Inc. does not guarantee that wafer manufacturing is the same for all process levels.

T# 1	5V IQ Supply I						mA
SN	Initial	30k	50k	75k	100k	Limit	
<b>Control</b>	<b>12</b>	<b>28.89403</b>	<b>29.26224</b>	<b>29.09615</b>	<b>29.02408</b>	<b>29.00018</b>	<b>&gt;26</b>
<b>Biased</b>	<b>1</b>	29.90621	29.36878	29.48316	29.61399	29.54623	<b>&lt;33</b>
	<b>3</b>	29.31003	29.27791	29.33040	29.79339	29.51881	
	<b>4</b>	29.00293	28.98648	29.45888	29.13689	29.25088	
	<b>5</b>	29.18311	29.21445	29.48865	29.43302	29.43890	
	<b>Min</b>	29.00293	28.98648	29.33040	29.13689	29.25088	
	<b>Max</b>	29.90621	29.36878	29.48865	29.79339	29.54623	
	<b>Average</b>	29.35057	29.21191	29.44027	29.49432	29.43871	
<b>UnBiased</b>	<b>6</b>	28.55638	28.50311	28.68330	28.58929	28.60299	
	<b>7</b>	29.29514	29.35233	29.39229	29.58344	29.46241	
	<b>8</b>	29.01703	29.10556	29.05933	29.23952	29.17802	
	<b>9</b>	29.21288	29.07657	29.24030	29.29514	29.47572	
	<b>Min</b>	28.55638	28.50311	28.68330	28.58929	28.60299	
	<b>Max</b>	29.29514	29.35233	29.39229	29.58344	29.47572	
	<b>Average</b>	29.02036	29.00939	29.09381	29.17685	29.17979	

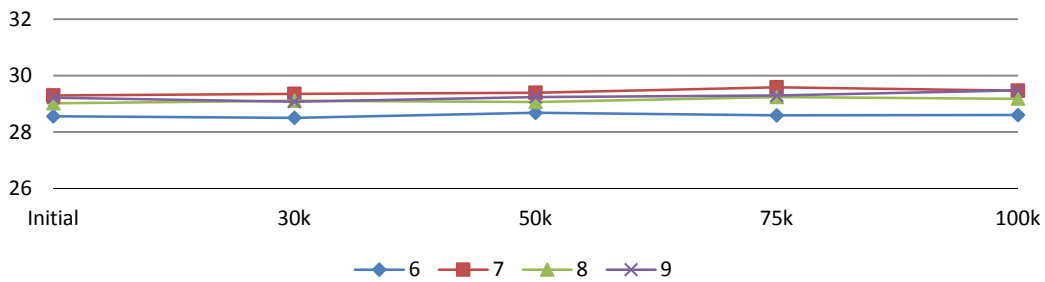
+Supply Current Vs = 5V - Average



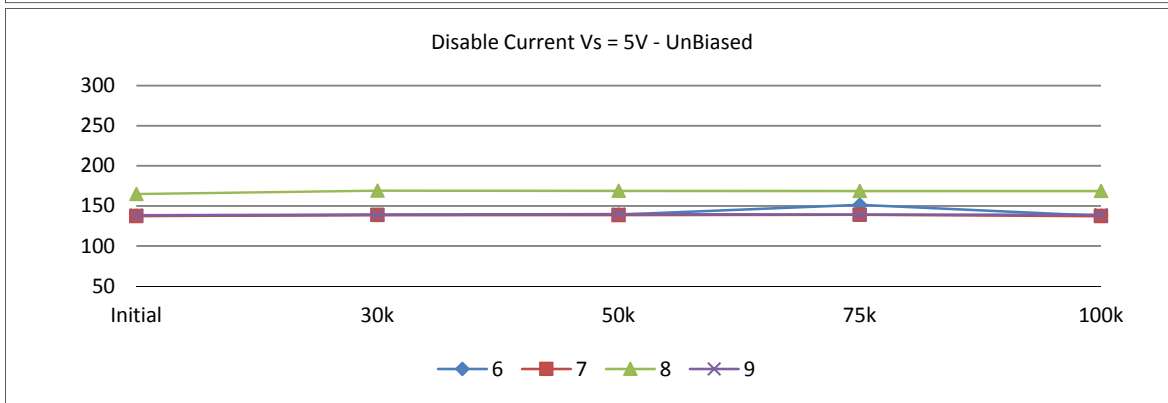
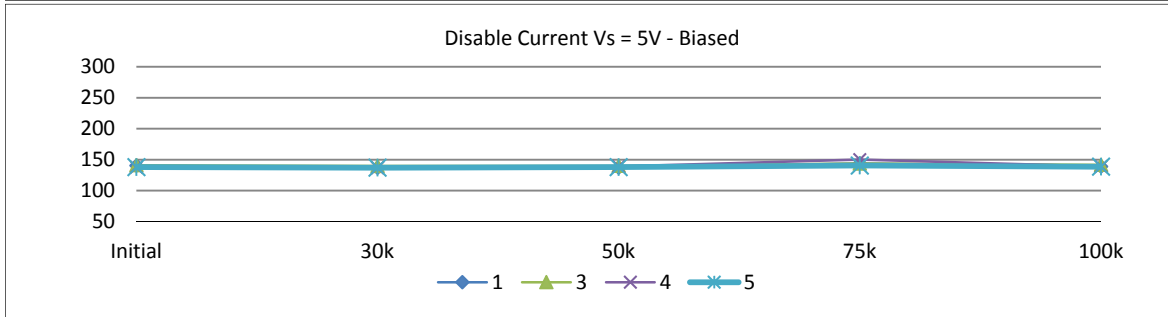
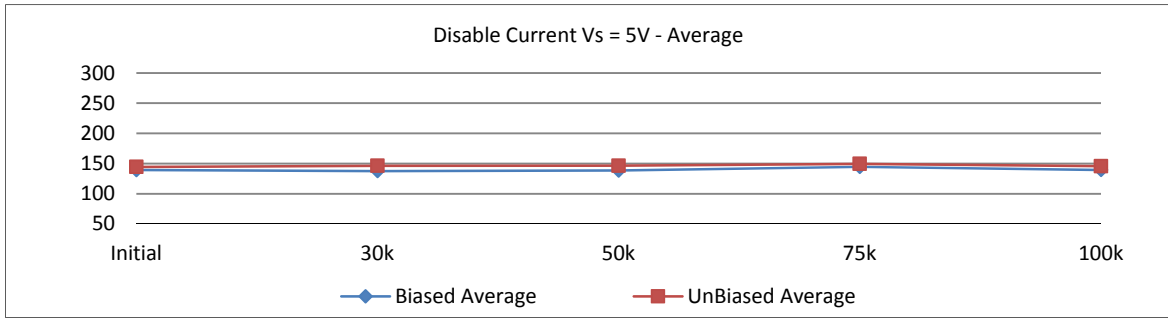
+Supply Current Vs = 5V - Biased



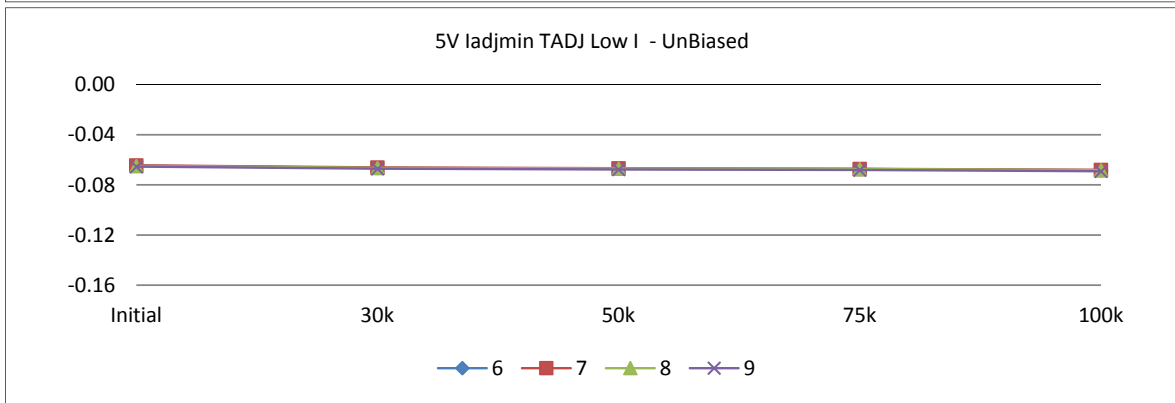
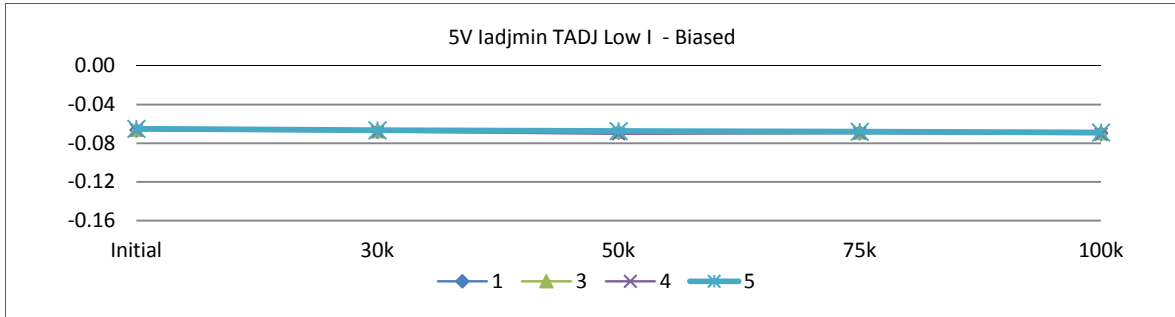
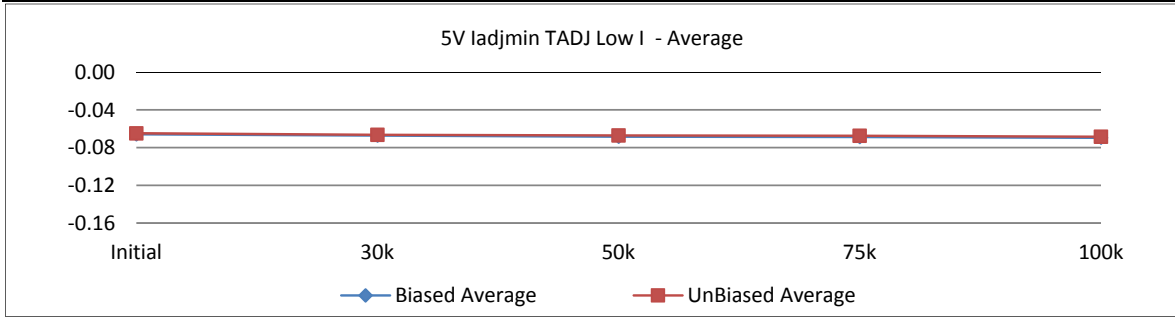
+Supply Current Vs = 5V - UnBiased



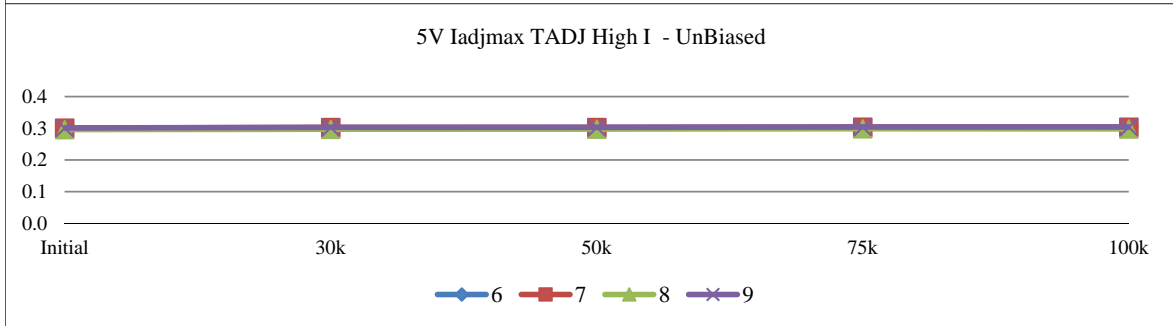
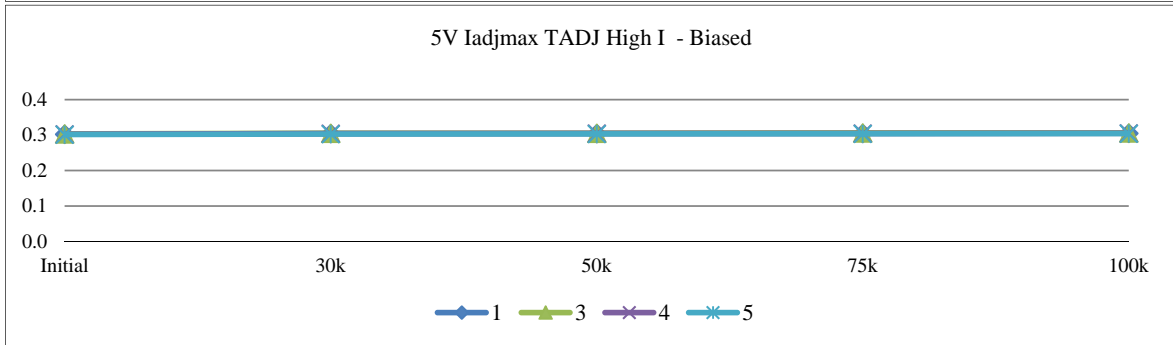
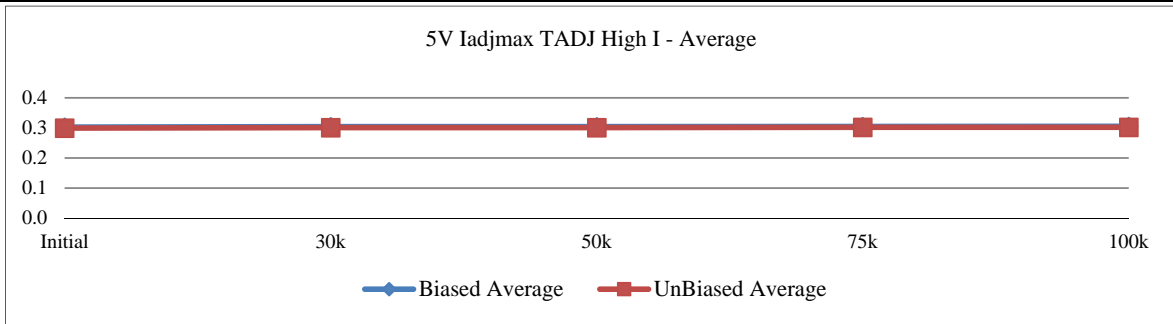
T#2	5V Idis Sleep I						uA
SN	Initial	30k	50k	75k	100k	Limit	
<b>Control</b>	<b>12</b>	<b>138.21499</b>	<b>139.58769</b>	<b>139.17196</b>	<b>138.81113</b>	<b>138.63416</b>	<b>&gt;50</b>
<b>Biased</b>	<b>1</b>	140.35641	136.91289	137.08546	144.06661	138.79892	<b>&lt;300</b>
	<b>3</b>	140.91333	139.76810	139.79948	143.62735	141.53689	
	<b>4</b>	137.79142	136.72463	138.92095	150.08297	138.90876	
	<b>5</b>	137.94046	136.97564	137.95614	140.46622	138.58710	
	<b>Min</b>	137.79142	136.72463	137.08546	140.46622	138.58710	
	<b>Max</b>	140.91333	139.76810	139.79948	150.08297	141.53689	
	<b>Average</b>	139.25041	137.59532	138.44051	144.56079	139.45792	
<b>UnBiased</b>	<b>6</b>	137.68944	138.78760	139.25039	151.29878	137.55153	
	<b>7</b>	137.21095	138.60720	138.50522	138.85036	137.28479	
	<b>8</b>	164.75125	168.94779	168.75954	168.59481	168.47730	
	<b>9</b>	138.40325	139.10921	139.66612	139.21117	139.04997	
	<b>Min</b>	137.21095	138.60720	138.50522	138.85036	137.28479	
	<b>Max</b>	164.75125	168.94779	168.75954	168.59481	168.47730	
	<b>Average</b>	144.51372	146.36295	146.54532	149.48878	145.59090	



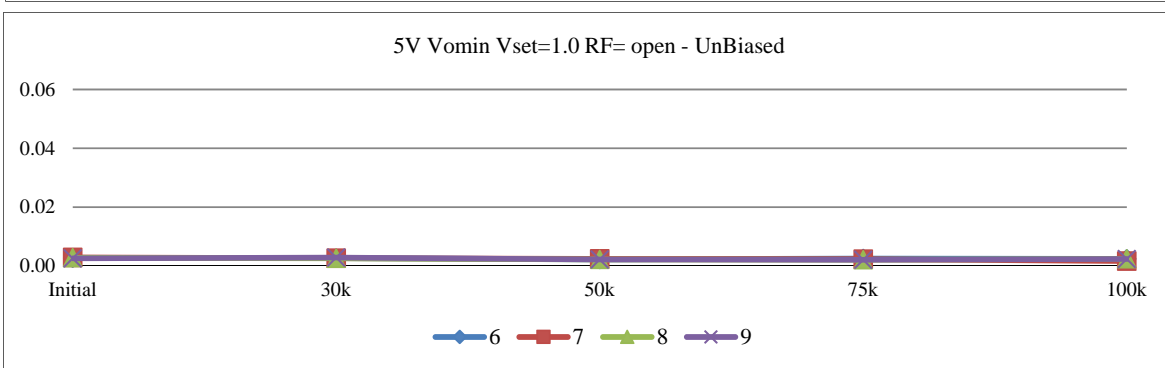
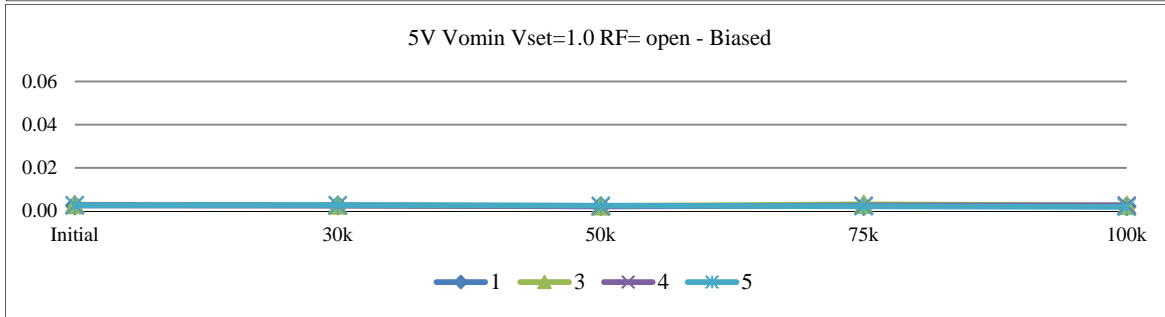
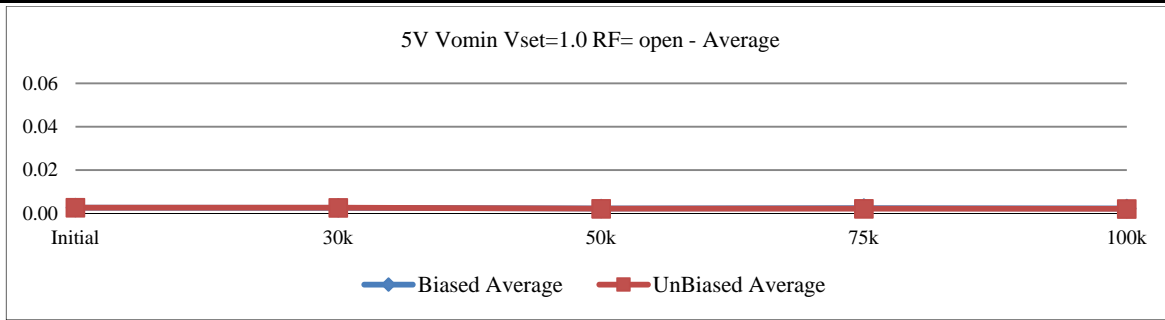
T#3	5V Iadjmin TADJ Low I						mA
SN	Initial	30k	50k	75k	100k	Limit	
<b>Control</b>	<b>12</b>	<b>-0.06574</b>	<b>-0.06609</b>	<b>-0.06597</b>	<b>-0.06574</b>	<b>-0.06591</b>	<b>&gt;-0.16</b>
<b>Biased</b>	<b>1</b>	-0.06626	-0.06738	-0.06800	-0.06859	-0.06929	
	<b>3</b>	-0.06582	-0.06735	-0.06797	-0.06874	-0.06949	
	<b>4</b>	-0.06621	-0.06790	-0.07013	-0.06955	-0.07053	
	<b>5</b>	-0.06498	-0.06657	-0.06735	-0.06797	-0.06878	
	<b>Min</b>	-0.06626	-0.06790	-0.07013	-0.06955	-0.07053	
	<b>Max</b>	-0.06498	-0.06657	-0.06735	-0.06797	-0.06878	
	<b>Average</b>	-0.06582	-0.06730	-0.06836	-0.06871	-0.06952	
<b>UnBiased</b>	<b>6</b>	-0.06466	-0.06636	-0.06701	-0.06725	-0.06836	
	<b>7</b>	-0.06436	-0.06600	-0.06664	-0.06713	-0.06796	
	<b>8</b>	-0.06490	-0.06639	-0.06688	-0.06735	-0.06825	
	<b>9</b>	-0.06545	-0.06704	-0.06768	-0.06803	-0.06915	
	<b>Min</b>	-0.06545	-0.06704	-0.06768	-0.06803	-0.06915	
	<b>Max</b>	-0.06436	-0.06600	-0.06664	-0.06713	-0.06796	
	<b>Average</b>	-0.06484	-0.06645	-0.06705	-0.06744	-0.06843	



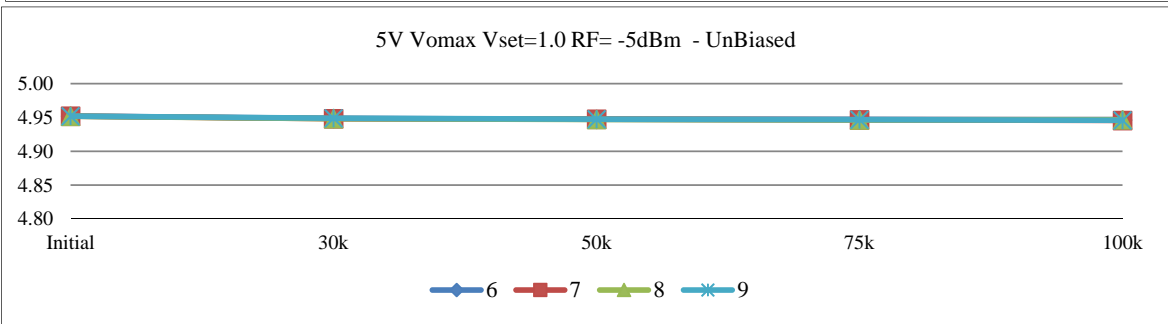
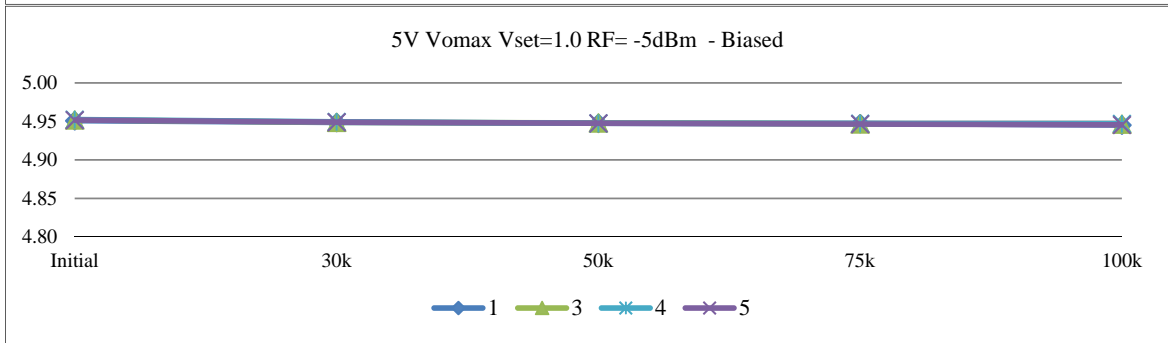
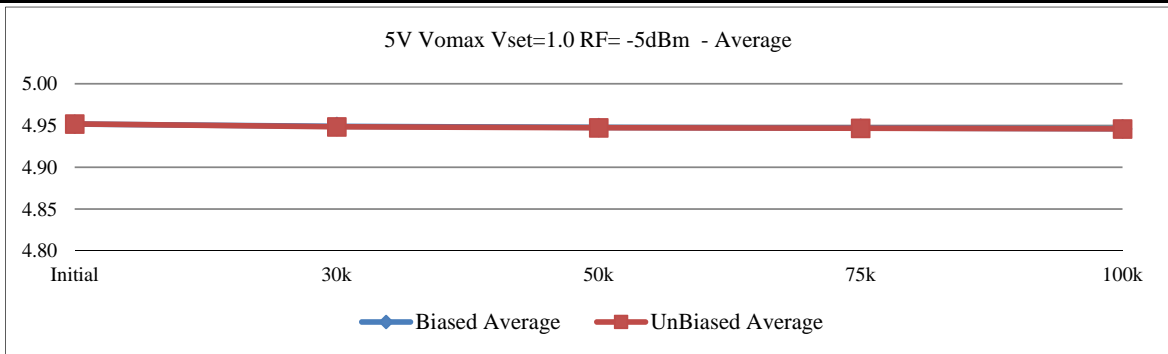
T#4	5V Iadjmax TADJ High I						mA
SN	Initial	30k	50k	75k	100k	Limit	
<b>Control</b>	<b>12</b>	<b>0.30186</b>	<b>0.30191</b>	<b>0.30190</b>	<b>0.30196</b>	<b>0.30185</b>	<b>&lt;0.45</b>
<b>Biased</b>	<b>1</b>	0.30257	0.30418	0.30441	0.30485	0.30537	
	<b>3</b>	0.30371	0.30518	0.30544	0.30606	0.30641	
	<b>4</b>	0.30265	0.30421	0.30466	0.30508	0.30520	
	<b>5</b>	0.30154	0.30304	0.30342	0.30384	0.30421	
	<b>Min</b>	0.30154	0.30304	0.30342	0.30384	0.30421	
	<b>Max</b>	0.30371	0.30518	0.30544	0.30606	0.30641	
	<b>Average</b>	0.30262	0.30415	0.30448	0.30496	0.30530	
<b>UnBiased</b>	<b>6</b>	0.29998	0.30163	0.30190	0.30257	0.30265	
	<b>7</b>	0.30060	0.30216	0.30238	0.30322	0.30344	
	<b>8</b>	0.29567	0.29708	0.29726	0.29822	0.29809	
	<b>9</b>	0.30109	0.30278	0.30305	0.30393	0.30416	
	<b>Min</b>	0.29567	0.29708	0.29726	0.29822	0.29809	
	<b>Max</b>	0.30109	0.30278	0.30305	0.30393	0.30416	
	<b>Average</b>	0.29934	0.30091	0.30115	0.30199	0.30209	



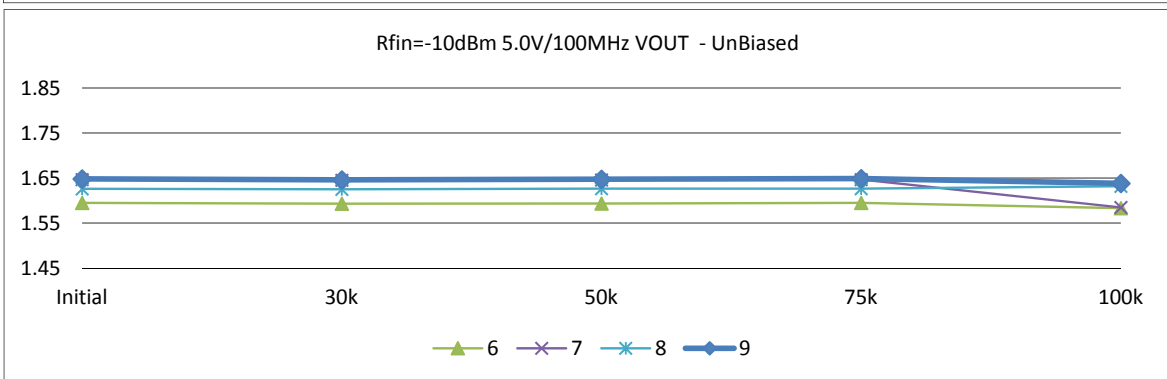
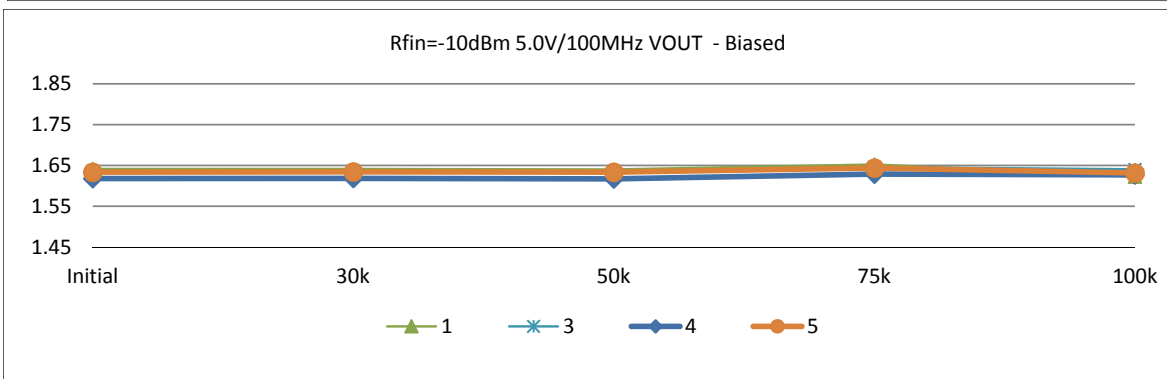
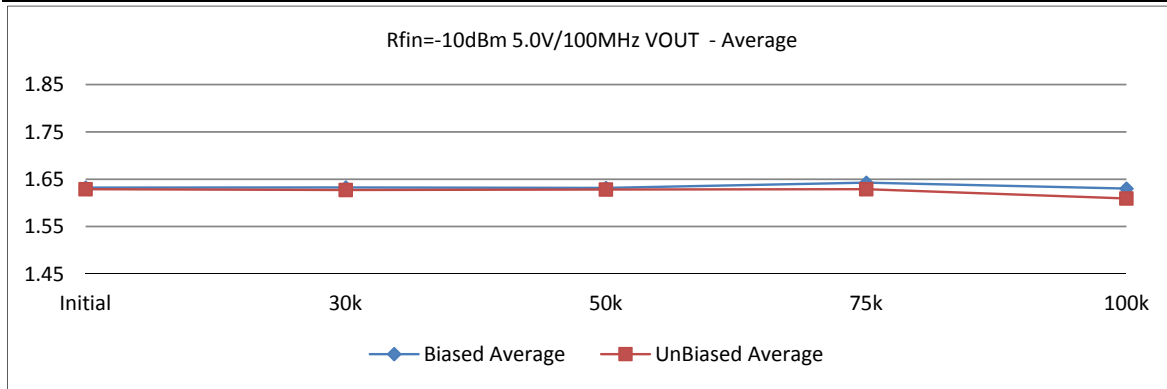
T#6	5V Vomin Vset=1.0 RF= open						V
SN	Initial	30k	50k	75k	100k	Limit	
<b>Control</b>	<b>12</b>	<b>0.00247</b>	<b>0.00303</b>	<b>0.00221</b>	<b>0.00253</b>	<b>0.00202</b>	<b>&gt;0</b>
<b>Biased</b>	<b>1</b>	0.00253	0.00253	0.00228	0.00228	0.00221	<b>&lt;0.06</b>
	<b>3</b>	0.00297	0.00278	0.00240	0.00309	0.00259	
	<b>4</b>	0.00272	0.00259	0.00215	0.00253	0.00265	
	<b>5</b>	0.00272	0.00278	0.00253	0.00221	0.00190	
	<b>Min</b>	0.00253	0.00253	0.00215	0.00221	0.00190	
	<b>Max</b>	0.00297	0.00278	0.00253	0.00309	0.00265	
	<b>Average</b>	0.00274	0.00267	0.00234	0.00253	0.00234	
<b>UnBiased</b>	<b>6</b>	0.00265	0.00265	0.00221	0.00253	0.00240	
	<b>7</b>	0.00290	0.00265	0.00240	0.00228	0.00165	
	<b>8</b>	0.00278	0.00259	0.00221	0.00209	0.00240	
	<b>9</b>	0.00259	0.00284	0.00221	0.00209	0.00234	
	<b>Min</b>	0.00259	0.00259	0.00221	0.00209	0.00165	
	<b>Max</b>	0.00290	0.00284	0.00240	0.00253	0.00240	
	<b>Average</b>	0.00273	0.00268	0.00226	0.00225	0.00220	



T#8	5V Vomax Vset=1.0 RF= -5dBm					V	
SN	Initial	30k	50k	75k	100k	Limit	
<b>Control</b>	<b>12</b>	<b>4.95167</b>	<b>4.95167</b>	<b>4.95104</b>	<b>4.95142</b>	<b>4.95084</b>	<b>&gt;4.79</b>
<b>Biased</b>	<b>1</b>	4.95098	4.94866	4.94766	4.94722	4.94551	<b>&lt;5.0</b>
	<b>3</b>	4.95205	4.94904	4.94816	4.94678	4.94658	
	<b>4</b>	4.95242	4.94960	4.94760	4.94722	4.94708	
	<b>5</b>	4.95192	4.94916	4.94772	4.94665	4.94564	
	<b>Min</b>	4.95098	4.94866	4.94760	4.94665	4.94551	
	<b>Max</b>	4.95242	4.94960	4.94816	4.94722	4.94708	
	<b>Average</b>	4.95184	4.94912	4.94779	4.94697	4.94620	
<b>UnBiased</b>	<b>6</b>	4.95198	4.94885	4.94728	4.94703	4.94627	
	<b>7</b>	4.95205	4.94828	4.94760	4.94665	4.94570	
	<b>8</b>	4.95192	4.94835	4.94703	4.94647	4.94670	
	<b>9</b>	4.95211	4.94897	4.94760	4.94678	4.94589	
	<b>Min</b>	4.95192	4.94828	4.94703	4.94647	4.94570	
	<b>Max</b>	4.95211	4.94897	4.94760	4.94703	4.94670	
	<b>Average</b>	4.95202	4.94861	4.94738	4.94673	4.94614	

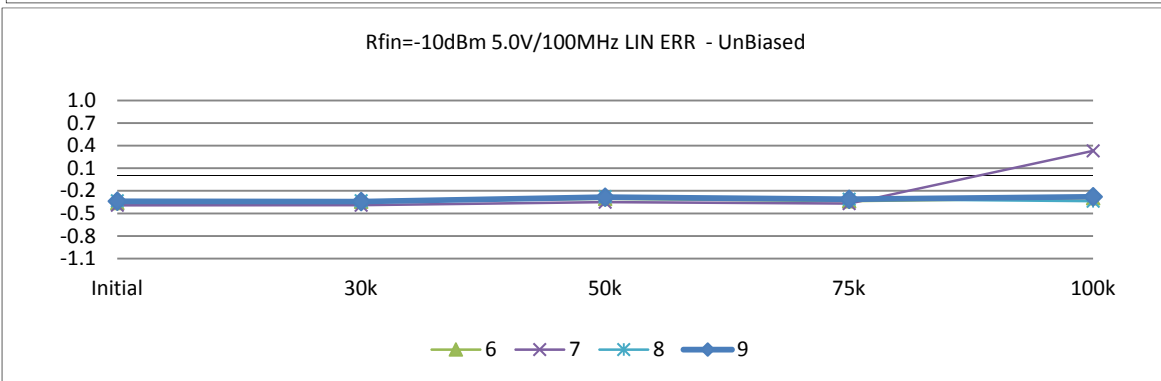
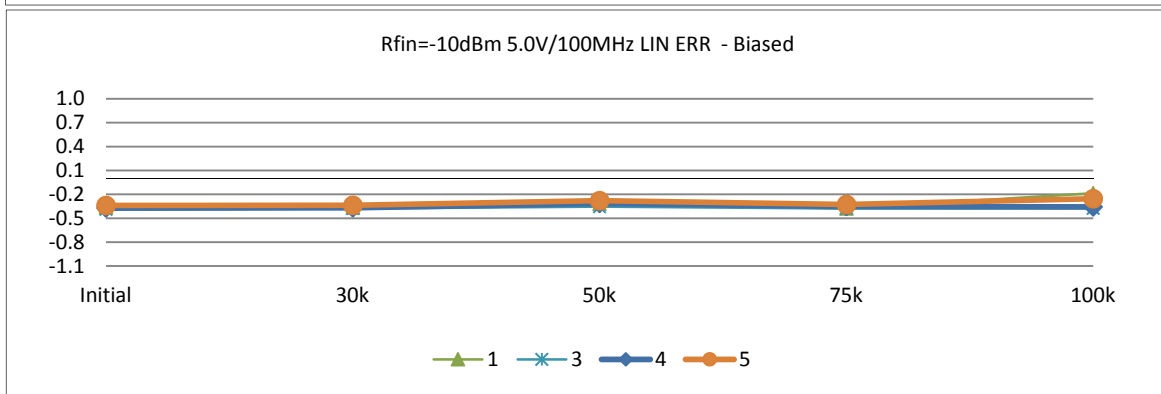
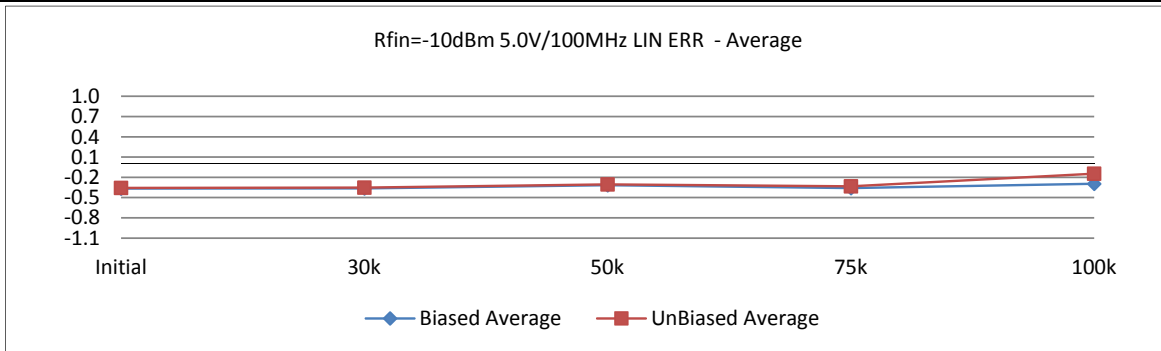


	T#9	Rfin=-10dBm 5.0V/100MHz VOUT					V
	SN	Initial	30k	50k	75k	100k	Limit
<b>Control</b>	<b>12</b>	<b>1.57501</b>	<b>1.57580</b>	<b>1.57494</b>	<b>1.57720</b>	<b>1.56425</b>	<b>&gt;1.45</b>
<b>Biased</b>	<b>1</b>	1.64147	1.64127	1.64043	1.65246	1.62270	<b>&lt;1.81</b>
	<b>3</b>	1.63620	1.63683	1.63556	1.64605	1.64051	
	<b>4</b>	1.61805	1.61847	1.61711	1.62890	1.62676	
	<b>5</b>	1.63372	1.63442	1.63361	1.64366	1.63144	
	<b>Min</b>	1.61805	1.61847	1.61711	1.62890	1.62270	
	<b>Max</b>	1.64147	1.64127	1.64043	1.65246	1.64051	
	<b>Average</b>	1.63236	1.63275	1.63168	1.64277	1.63035	
<b>UnBiased</b>	<b>6</b>	1.59475	1.59300	1.59333	1.59468	1.58309	
	<b>7</b>	1.64650	1.64538	1.64598	1.64647	1.58497	
	<b>8</b>	1.62617	1.62482	1.62637	1.62631	1.63157	
	<b>9</b>	1.64796	1.64598	1.64721	1.64875	1.63800	
	<b>Min</b>	1.59475	1.59300	1.59333	1.59468	1.58309	
	<b>Max</b>	1.64796	1.64598	1.64721	1.64875	1.63800	
	<b>Average</b>	1.62885	1.62730	1.62822	1.62905	1.60941	

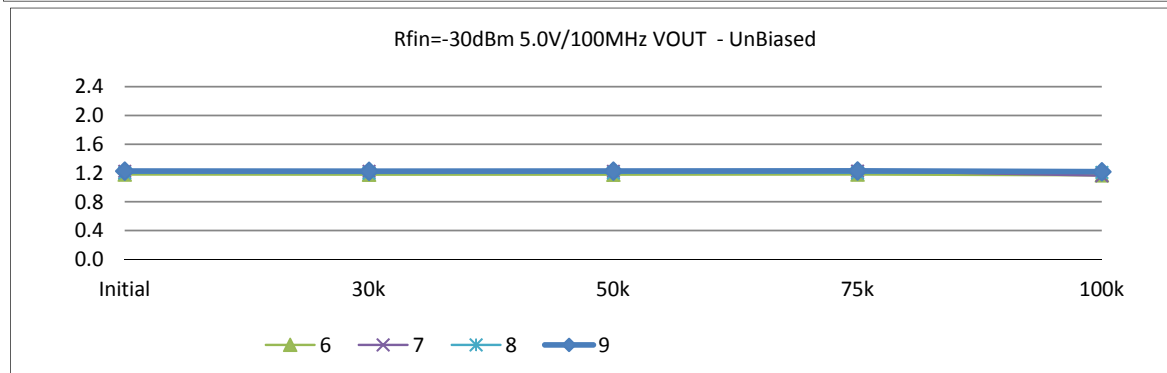
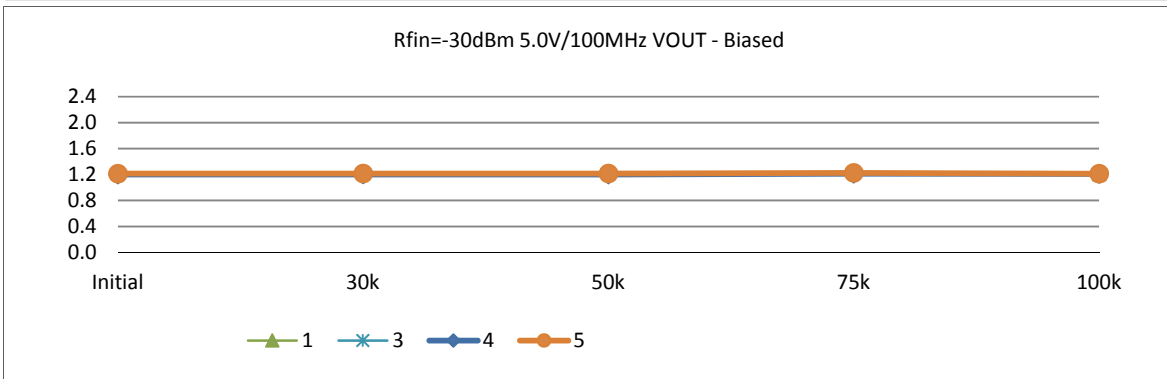
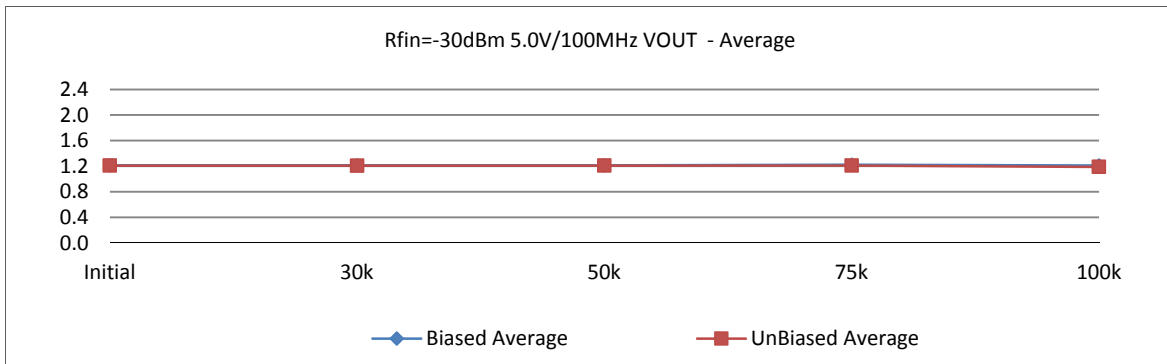




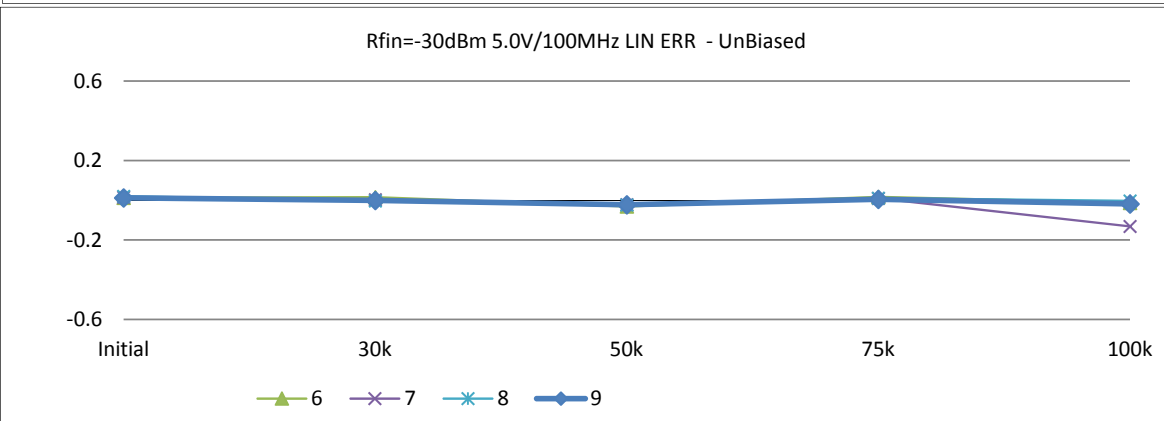
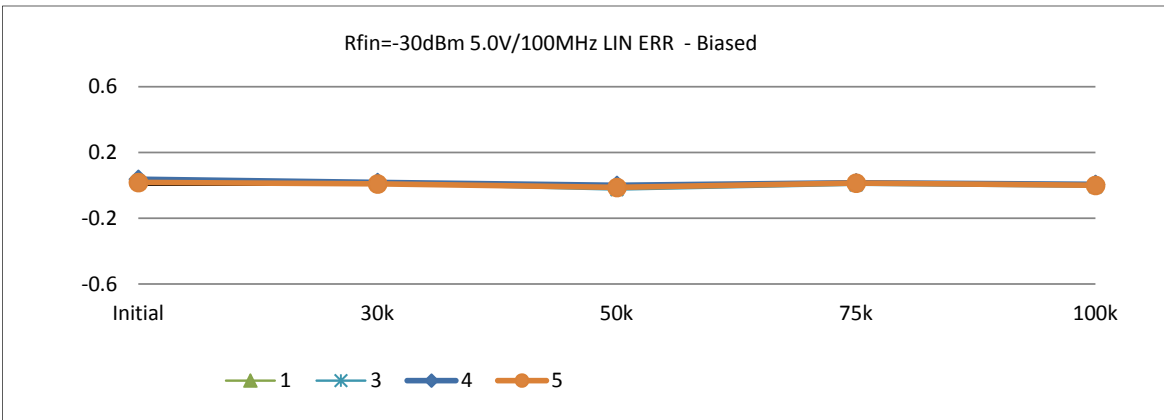
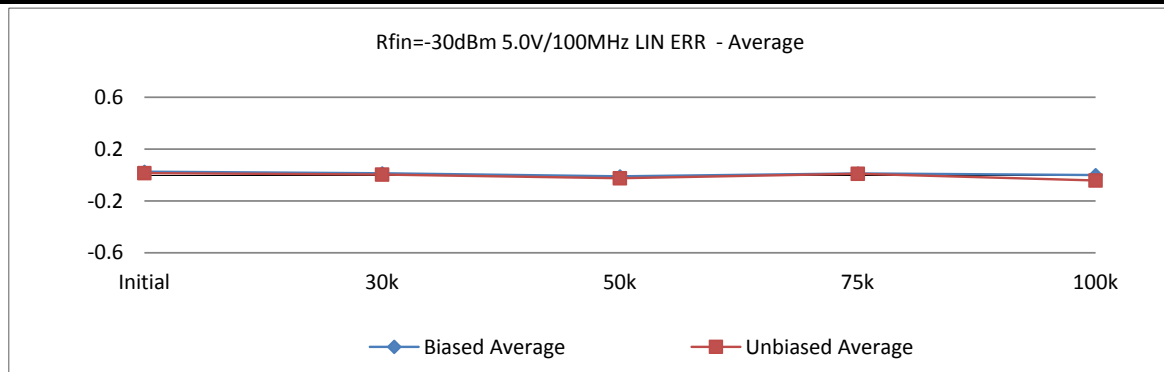
	T#10	Rfin=-10dBm 5.0V/100MHz LIN ERR					dB
	SN	Initial	30k	50k	75k	100k	Limit
<b>Control</b>	<b>12</b>	<b>-0.46318</b>	<b>-0.38292</b>	<b>-0.36426</b>	<b>-0.40117</b>	<b>-0.31999</b>	<b>+/-1.1</b>
<b>Biased</b>	<b>1</b>	-0.36629	-0.36955	-0.31855	-0.37907	-0.18658	
	<b>3</b>	-0.38881	-0.37781	-0.35592	-0.37851	-0.37617	
	<b>4</b>	-0.37224	-0.36949	-0.31401	-0.35163	-0.35856	
	<b>5</b>	-0.33994	-0.33839	-0.27952	-0.32783	-0.25497	
	<b>Min</b>	-0.38881	-0.37781	-0.35592	-0.37907	-0.37617	
	<b>Max</b>	-0.33994	-0.33839	-0.27952	-0.32783	-0.18658	
	<b>Average</b>	-0.36682	-0.36381	-0.31700	-0.35926	-0.29407	
<b>UnBiased</b>	<b>6</b>	-0.36083	-0.34382	-0.30505	-0.33836	-0.29676	
	<b>7</b>	-0.39157	-0.39043	-0.35026	-0.36896	0.33149	
	<b>8</b>	-0.33126	-0.33201	-0.27527	-0.30921	-0.33777	
	<b>9</b>	-0.33886	-0.34233	-0.28466	-0.31200	-0.27825	
	<b>Min</b>	-0.39157	-0.39043	-0.35026	-0.36896	-0.33777	
	<b>Max</b>	-0.33126	-0.33201	-0.27527	-0.30921	0.33149	
	<b>Average</b>	-0.35563	-0.35215	-0.30381	-0.33213	-0.14532	



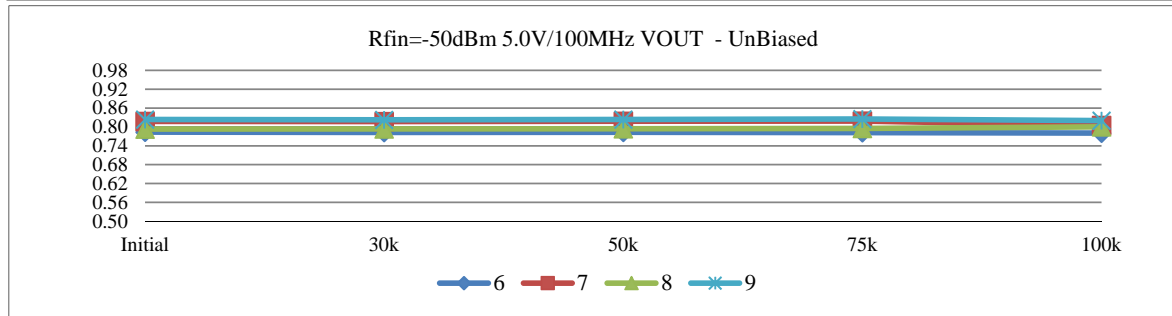
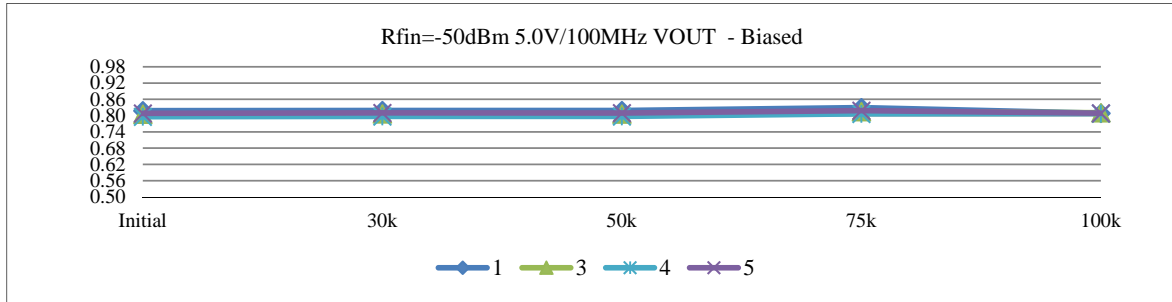
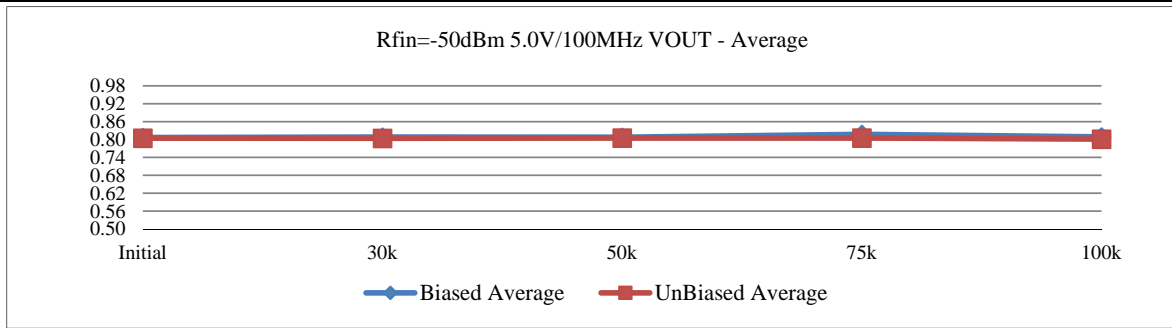
T#11	Rfin=-30dBm 5.0V/100MHz VOUT						V
SN	Initial	30k	50k	75k	100k	Limit	
<b>Control</b>	<b>12</b>	<b>1.15770</b>	<b>1.15883</b>	<b>1.15782</b>	<b>1.16025</b>	<b>1.14698</b>	<b>&gt;1.03</b>
<b>Biased</b>	<b>1</b>	1.22396	1.22421	1.22351	1.23528	1.20501	<b>&lt;1.39</b>
	<b>3</b>	1.21459	1.21562	1.21448	1.22486	1.21967	
	<b>4</b>	1.20010	1.20097	1.19978	1.21114	1.20927	
	<b>5</b>	1.21470	1.21597	1.21536	1.22518	1.21265	
	<b>Min</b>	1.20010	1.20097	1.19978	1.21114	1.20501	
	<b>Max</b>	1.22396	1.22421	1.22351	1.23528	1.21967	
	<b>Average</b>	1.21334	1.21419	1.21328	1.22412	1.21165	
<b>UnBiased</b>	<b>6</b>	1.17897	1.17767	1.17790	1.17984	1.16867	
	<b>7</b>	1.22636	1.22567	1.22636	1.22706	1.16301	
	<b>8</b>	1.20308	1.20218	1.20365	1.20397	1.20919	
	<b>9</b>	1.22840	1.22691	1.22815	1.22977	1.21890	
	<b>Min</b>	1.17897	1.17767	1.17790	1.17984	1.16301	
	<b>Max</b>	1.22840	1.22691	1.22815	1.22977	1.21890	
	<b>Average</b>	1.20920	1.20811	1.20902	1.21016	1.18994	



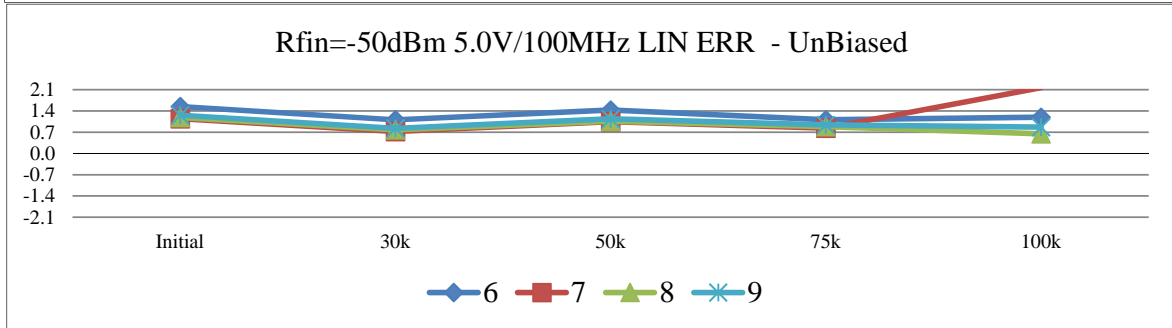
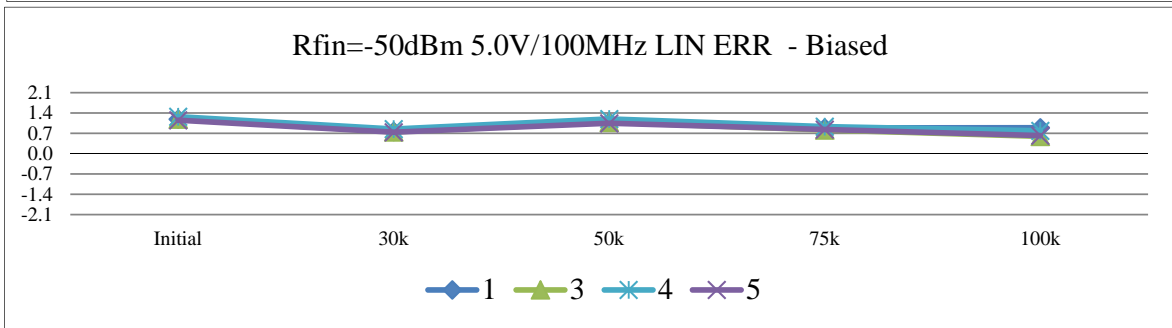
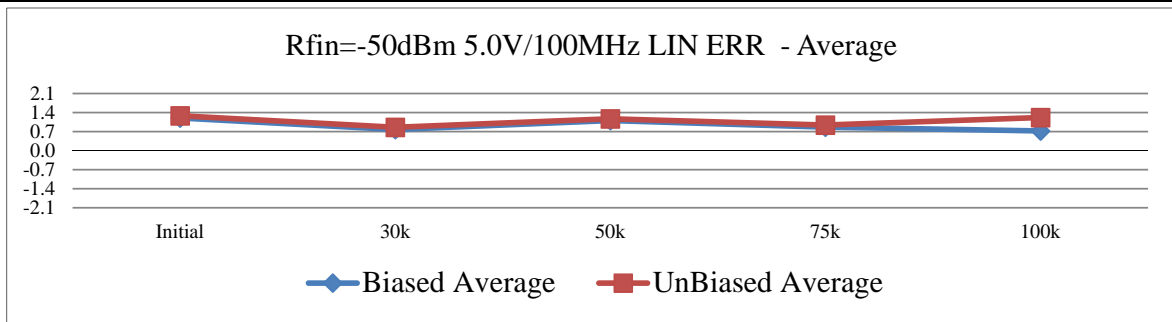
T#12	Rfin=-30dBm 5.0V/100MHz LIN ERR						dB
SN	Initial	30k	50k	75k	100k	Limit	
<b>Control</b>	<b>12</b>	<b>0.03749</b>	<b>0.01413</b>	<b>-0.01422</b>	<b>0.02271</b>	<b>0.02010</b>	<b>+/-0.6</b>
<b>Biased</b>	<b>1</b>	0.03424	0.01886	0.00160	0.02019	0.00474	
	<b>3</b>	0.01579	0.00945	-0.02629	0.00366	-0.00880	
	<b>4</b>	0.03748	0.01779	0.00011	0.01545	0.00600	
	<b>5</b>	0.01770	0.00935	-0.01276	0.01383	0.00061	
	<b>Min</b>	0.01579	0.00935	-0.02629	0.00366	-0.00880	
	<b>Max</b>	0.03748	0.01886	0.00160	0.02019	0.00600	
	<b>Average</b>	0.02630	0.01386	-0.00933	0.01328	0.00064	
<b>UnBiased</b>	<b>6</b>	0.01210	0.01492	-0.03147	0.01652	-0.01379	
	<b>7</b>	0.01507	0.00328	-0.02213	0.00952	-0.13167	
	<b>8</b>	0.01968	-0.00301	-0.02360	0.01013	-0.00357	
	<b>9</b>	0.01235	-0.00078	-0.02229	0.00442	-0.01856	
	<b>Min</b>	0.01210	-0.00301	-0.03147	0.00442	-0.13167	
	<b>Max</b>	0.01968	0.01492	-0.02213	0.01652	-0.00357	
	<b>Average</b>	0.01480	0.00360	-0.02487	0.01015	-0.04190	



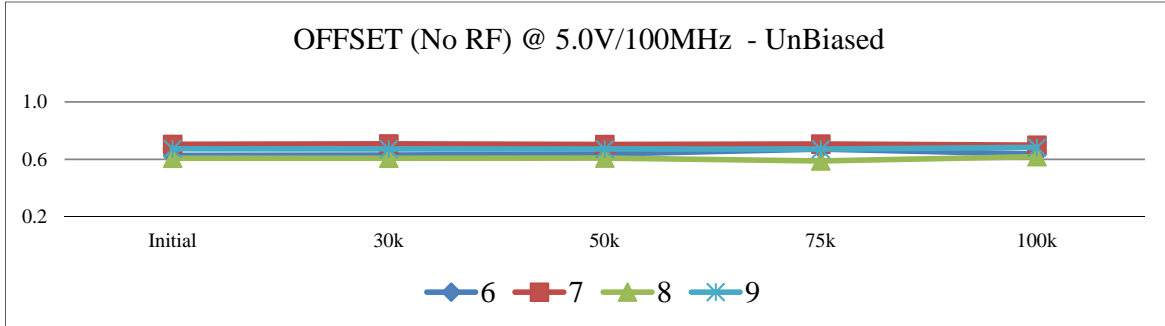
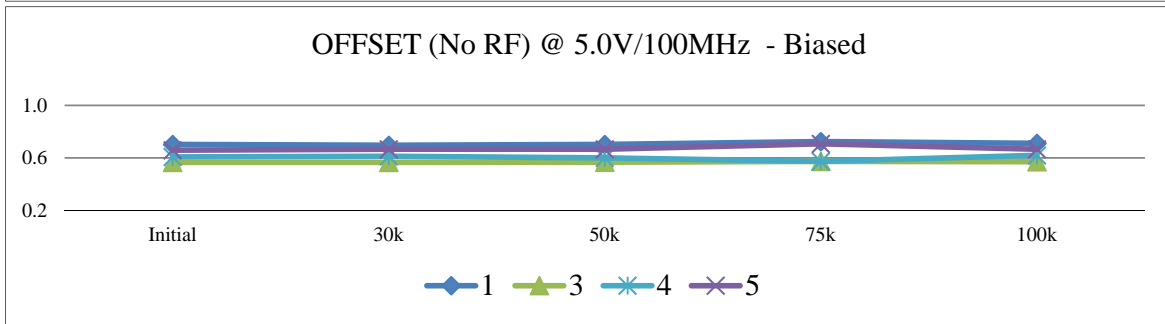
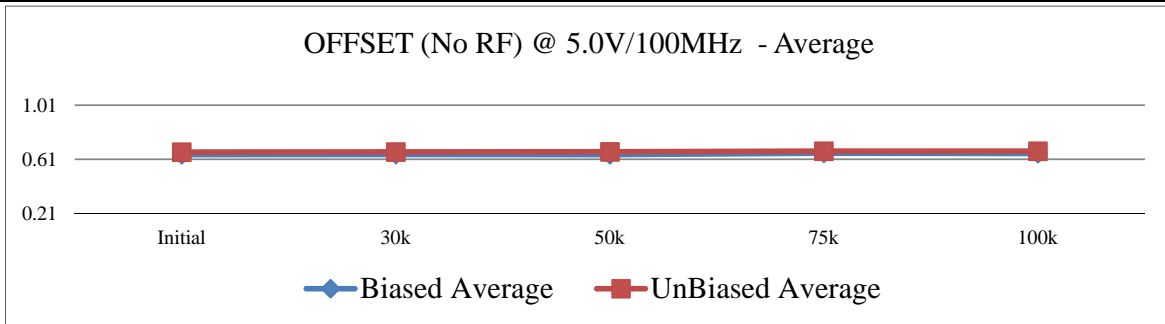
T#13	Rfin=-50dBm 5.0V/100MHz VOUT						V
SN	Initial	30k	50k	75k	100k	Limit	
<b>Control</b>	<b>12</b>	<b>0.75442</b>	<b>0.75533</b>	<b>0.75588</b>	<b>0.75793</b>	<b>0.75006</b>	<b>&gt;0.59</b>
<b>Biased</b>	<b>1</b>	0.81848	0.81912	0.81873	0.82959	0.80882	<b>&lt;0.99</b>
	<b>3</b>	0.80535	0.80644	0.80580	0.81455	0.81089	
	<b>4</b>	0.79561	0.79726	0.79688	0.80669	0.80759	
	<b>5</b>	0.80816	0.80997	0.80973	0.81841	0.80858	
	<b>Min</b>	0.79561	0.79726	0.79688	0.80669	0.80759	
	<b>Max</b>	0.81848	0.81912	0.81873	0.82959	0.81089	
	<b>Average</b>	0.80690	0.80820	0.80779	0.81731	0.80897	
<b>UnBiased</b>	<b>6</b>	0.78369	0.78229	0.78327	0.78208	0.78050	
	<b>7</b>	0.81761	0.81737	0.81827	0.81874	0.80468	
	<b>8</b>	0.79336	0.79369	0.79448	0.79511	0.80053	
	<b>9</b>	0.82393	0.82262	0.82398	0.82551	0.82004	
	<b>Min</b>	0.78369	0.78229	0.78327	0.78208	0.78050	
	<b>Max</b>	0.82393	0.82262	0.82398	0.82551	0.82004	
	<b>Average</b>	0.80465	0.80399	0.80500	0.80536	0.80144	



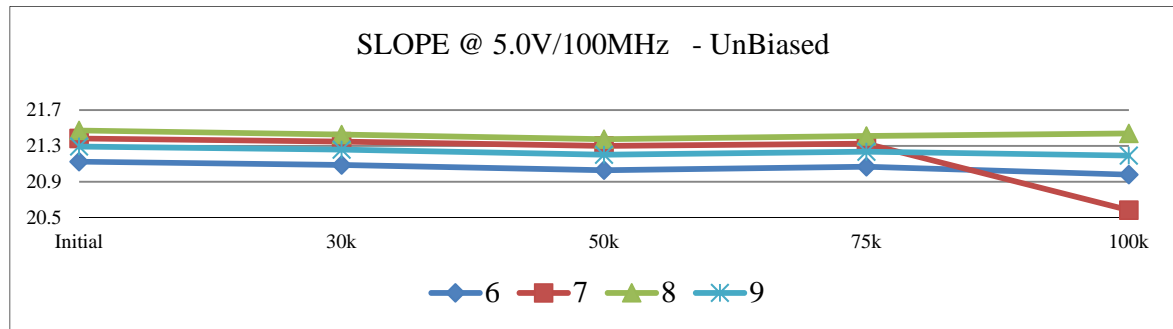
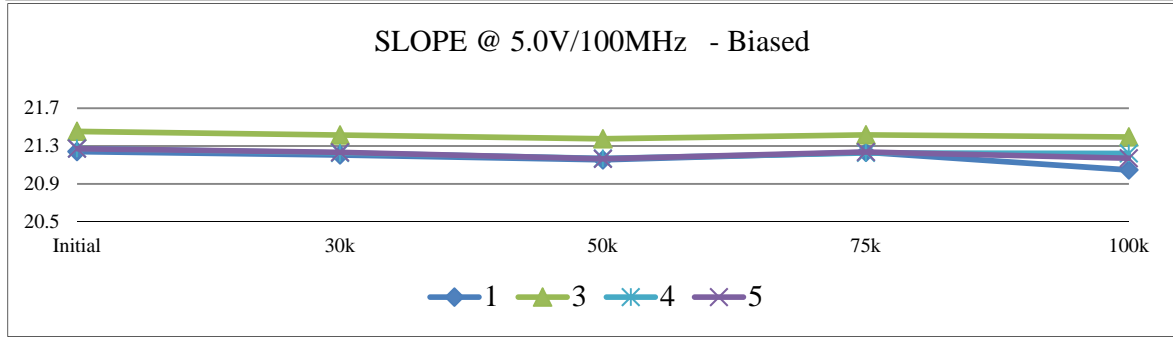
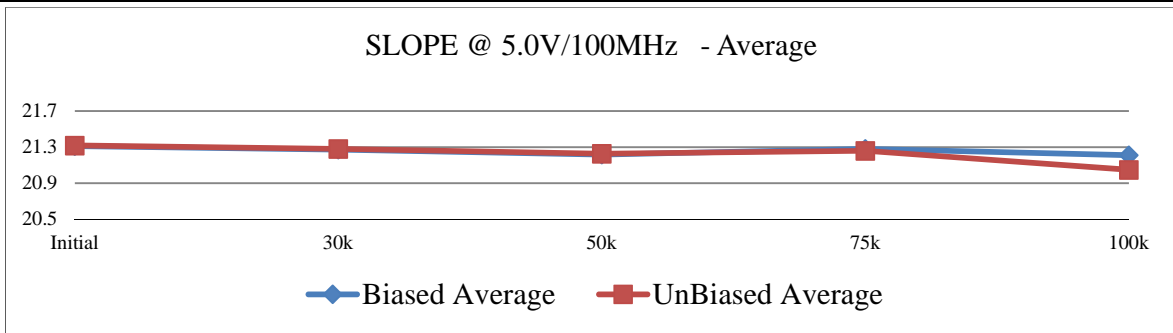
T#14	Rfin=-50dBm 5.0V/100MHz LIN ERR						dB
SN	Initial	30k	50k	75k	100k	Limit	
<b>Control</b>	<b>12</b>	<b>0.73413</b>	<b>0.83972</b>	<b>1.25061</b>	<b>1.06031</b>	<b>0.99486</b>	<b>+/-2.1</b>
<b>Biased</b>	<b>1</b>	1.19307	0.76490	1.09476	0.88621	0.89126	
	<b>3</b>	1.18927	0.75207	1.08305	0.81855	0.59627	
	<b>4</b>	1.27295	0.84797	1.19545	0.93496	0.78893	
	<b>5</b>	1.15459	0.73753	1.05007	0.83197	0.62467	
	<b>Min</b>	1.15459	0.73753	1.05007	0.81855	0.59627	
	<b>Max</b>	1.27295	0.84797	1.19545	0.93496	0.89126	
	<b>Average</b>	1.20247	0.77562	1.10583	0.86792	0.72528	
<b>UnBiased</b>	<b>6</b>	1.54791	1.11278	1.42942	1.10816	1.19331	
	<b>7</b>	1.14685	0.72533	1.04616	0.83359	2.16959	
	<b>8</b>	1.18608	0.78058	1.06065	0.88406	0.64392	
	<b>9</b>	1.26418	0.82906	1.14118	0.93899	0.87010	
	<b>Min</b>	1.14685	0.72533	1.04616	0.83359	0.64392	
	<b>Max</b>	1.54791	1.11278	1.42942	1.10816	2.16959	
	<b>Average</b>	1.28626	0.86194	1.16935	0.94120	1.21923	



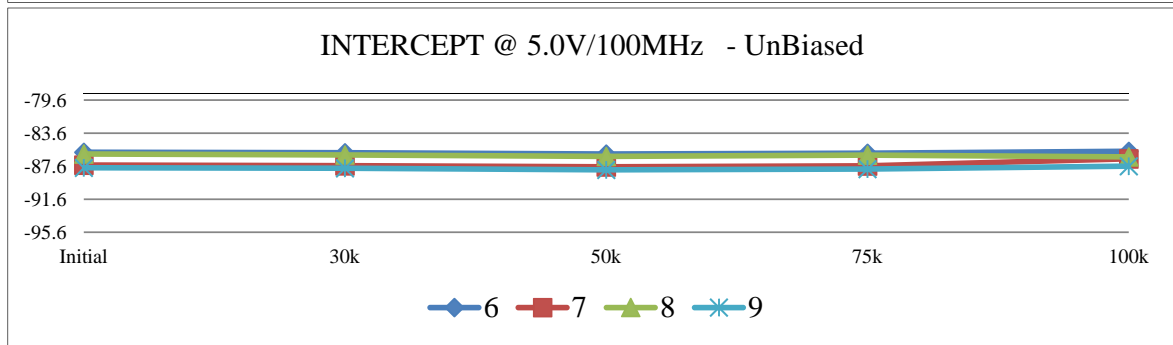
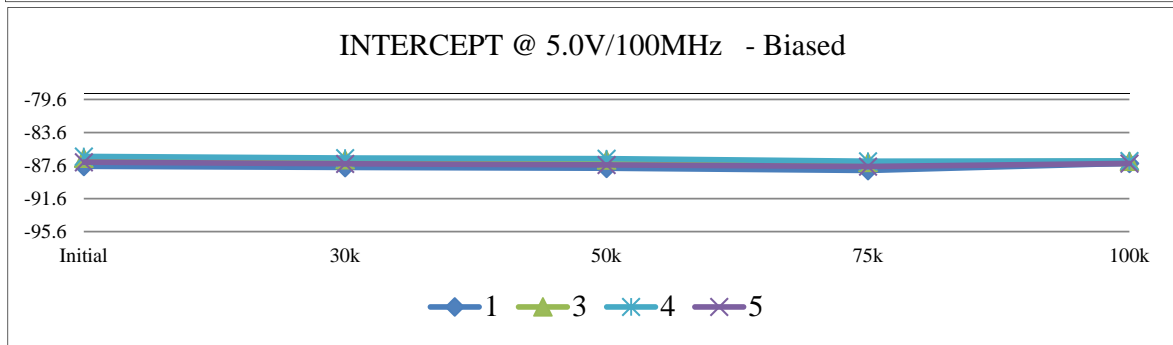
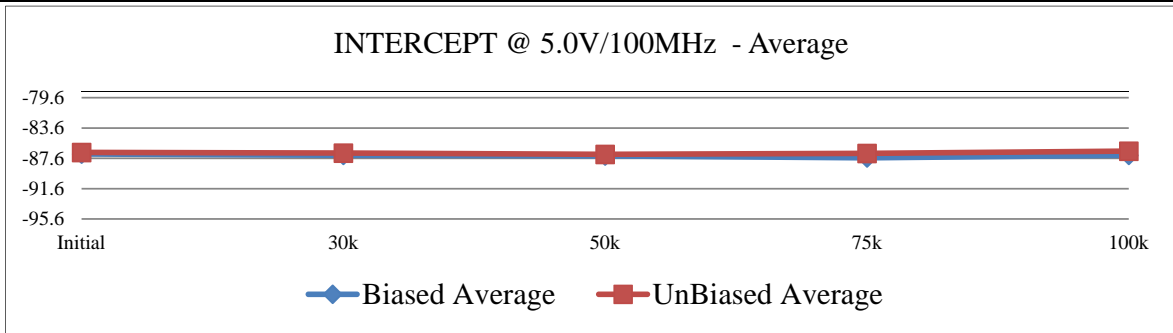
T#15	OFFSET (No RF) @ 5.0V/100MHz					dB	
SN	Initial	30k	50k	75k	100k	Limit	
<b>Control</b>	<b>12</b>	<b>0.51822</b>	<b>0.52385</b>	<b>0.52101</b>	<b>0.52121</b>	<b>0.51973</b>	<b>&gt;0.25</b>
<b>Biased</b>	<b>1</b>	0.71280	0.70711	0.71220	0.73428	0.72150	<b>&lt;1.12</b>
	<b>3</b>	0.57601	0.57594	0.57740	0.58339	0.58109	
	<b>4</b>	0.61782	0.62217	0.61005	0.58371	0.63027	
	<b>5</b>	0.66817	0.67553	0.67653	0.71787	0.67604	
	<b>Min</b>	0.57601	0.57594	0.57740	0.58339	0.58109	
	<b>Max</b>	0.71280	0.70711	0.71220	0.73428	0.72150	
	<b>Average</b>	0.64370	0.64519	0.64405	0.65481	0.65223	
<b>UnBiased</b>	<b>6</b>	0.63803	0.64058	0.64693	0.68184	0.64663	
	<b>7</b>	0.71514	0.71769	0.71316	0.71752	0.70886	
	<b>8</b>	0.61804	0.61825	0.61866	0.59883	0.62950	
	<b>9</b>	0.68354	0.68247	0.68243	0.68100	0.69410	
	<b>Min</b>	0.61804	0.61825	0.61866	0.59883	0.62950	
	<b>Max</b>	0.71514	0.71769	0.71316	0.71752	0.70886	
	<b>Average</b>	0.66369	0.66475	0.66530	0.66980	0.66977	



T#16	SLOPE @ 5.0V/100MHz						mV/dB
SN	Initial	30k	50k	75k	100k	Limit	
<b>Control</b>	<b>12</b>	<b>21.37605</b>	<b>21.21198</b>	<b>21.19723</b>	<b>21.24887</b>	<b>21.18609</b>	<b>&gt;19.4</b>
<b>Biased</b>	<b>1</b>	21.24230	21.20688	21.15518	21.23431	21.04813	<b>&lt;22.6</b>
	<b>3</b>	21.45532	21.41716	21.37685	21.41928	21.39699	
	<b>4</b>	21.27514	21.22820	21.16984	21.22882	21.22338	
	<b>5</b>	21.27302	21.23434	21.16572	21.23790	21.17170	
	<b>Min</b>	21.24230	21.20688	21.15518	21.22882	21.04813	
	<b>Max</b>	21.45532	21.41716	21.37685	21.41928	21.39699	
	<b>Average</b>	21.31145	21.27165	21.21690	21.28008	21.21005	
<b>UnBiased</b>	<b>6</b>	21.12457	21.08705	21.02945	21.06795	20.97984	
	<b>7</b>	21.38285	21.34798	21.30051	21.32528	20.58429	
	<b>8</b>	21.47248	21.42654	21.37503	21.40968	21.43854	
	<b>9</b>	21.29308	21.25856	21.20122	21.23596	21.19224	
	<b>Min</b>	21.12457	21.08705	21.02945	21.06795	20.58429	
	<b>Max</b>	21.47248	21.42654	21.37503	21.40968	21.43854	
	<b>Average</b>	21.31825	21.28003	21.22655	21.25972	21.04873	

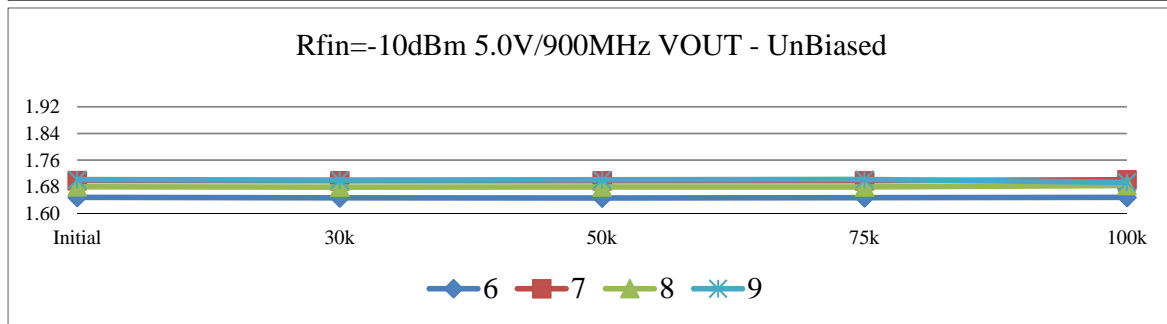
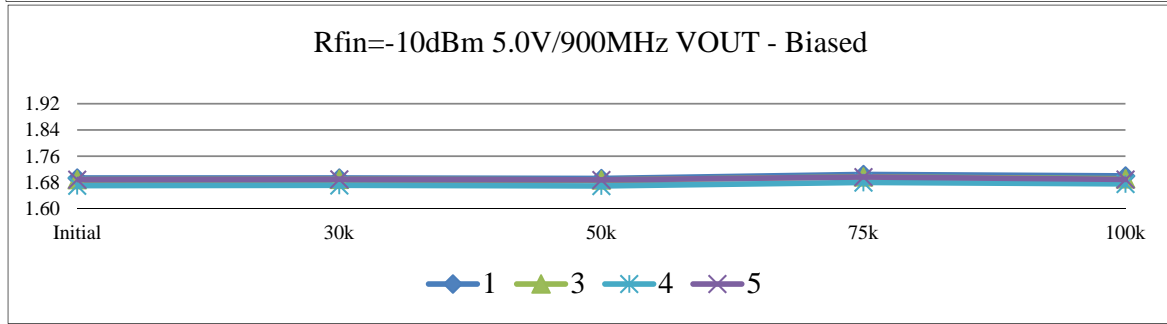
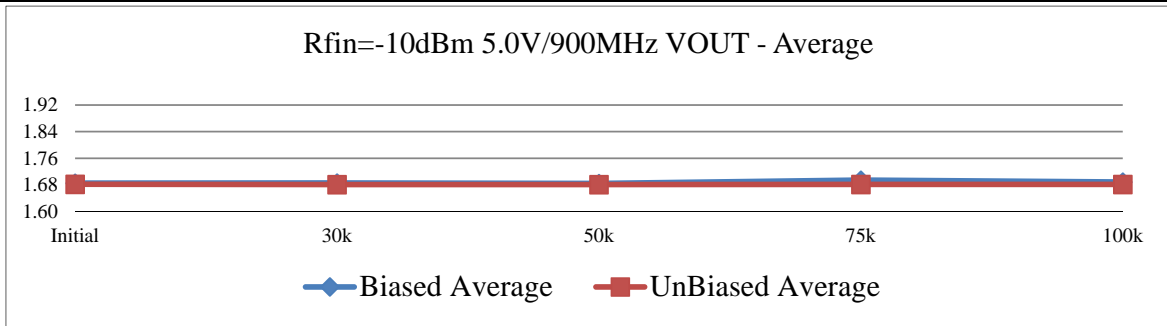


	T#17	INTERCEPT @ 5.0V/100MHz					dBm
	SN	Initial	30k	50k	75k	100k	Limit
<b>Control</b>	<b>12</b>	<b>-84.20487</b>	<b>-84.74156</b>	<b>-84.71653</b>	<b>-84.61259</b>	<b>-84.18623</b>	<b>&gt;-96.7</b>
<b>Biased</b>	<b>1</b>	-87.69596	-87.83327	-87.91422	-88.18600	-87.31344	<b>&lt;-79.3</b>
	<b>3</b>	-86.70559	-86.87453	-86.91983	-87.21385	-87.07874	
	<b>4</b>	-86.48202	-86.68143	-86.75447	-87.06853	-87.04049	
	<b>5</b>	-87.19388	-87.37975	-87.51446	-87.70711	-87.34462	
	<b>Min</b>	-87.69596	-87.83327	-87.91422	-88.18600	-87.34462	
	<b>Max</b>	-86.48202	-86.68143	-86.75447	-87.06853	-87.04049	
	<b>Average</b>	-87.01936	-87.19225	-87.27575	-87.54387	-87.19432	
<b>UnBiased</b>	<b>6</b>	-85.90935	-85.95818	-86.12441	-86.01735	-85.78649	
	<b>7</b>	-87.44843	-87.53545	-87.67724	-87.56286	-86.69976	
	<b>8</b>	-86.12025	-86.23479	-86.41563	-86.25727	-86.47440	
	<b>9</b>	-87.78909	-87.83954	-88.03152	-87.93787	-87.60296	
	<b>Min</b>	-87.78909	-87.83954	-88.03152	-87.93787	-87.60296	
	<b>Max</b>	-85.90935	-85.95818	-86.12441	-86.01735	-85.78649	
	<b>Average</b>	-86.81678	-86.89199	-87.06220	-86.94384	-86.64090	

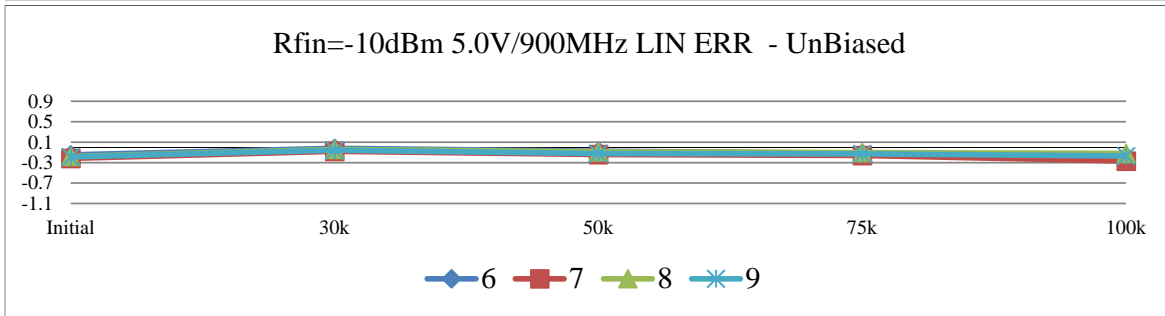
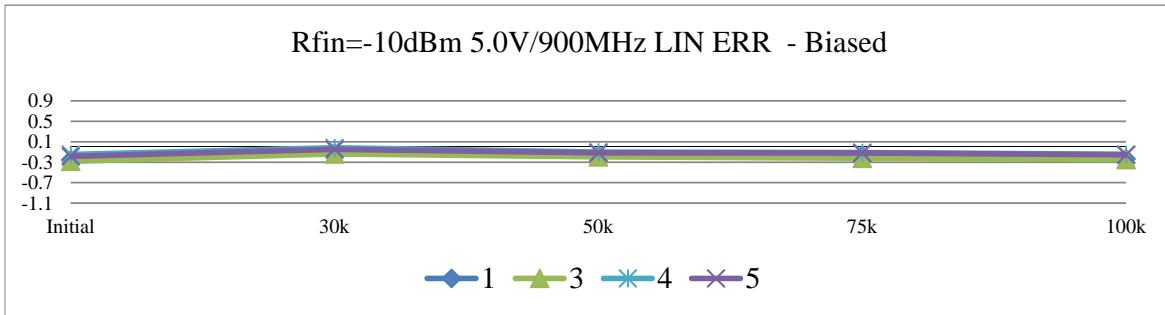
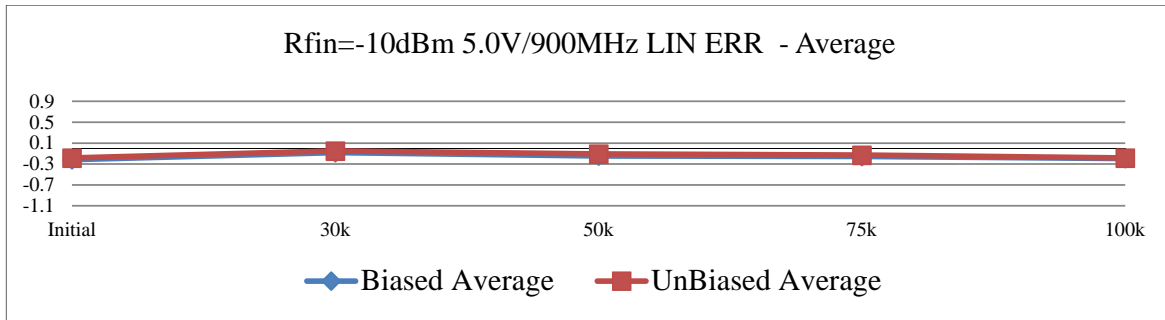




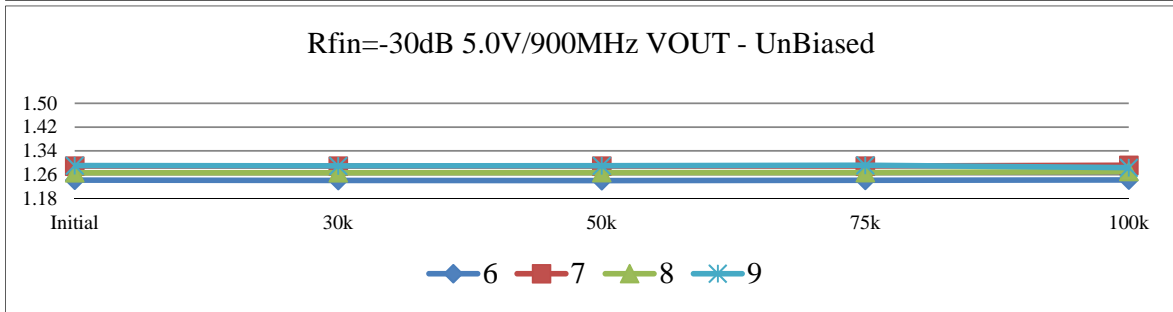
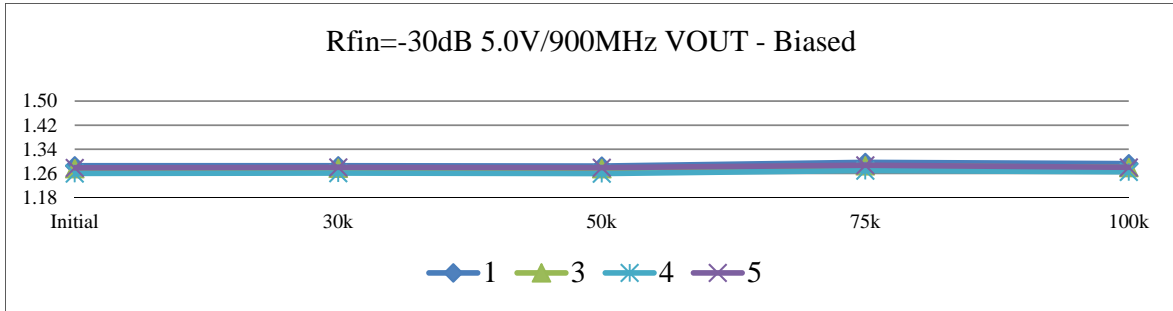
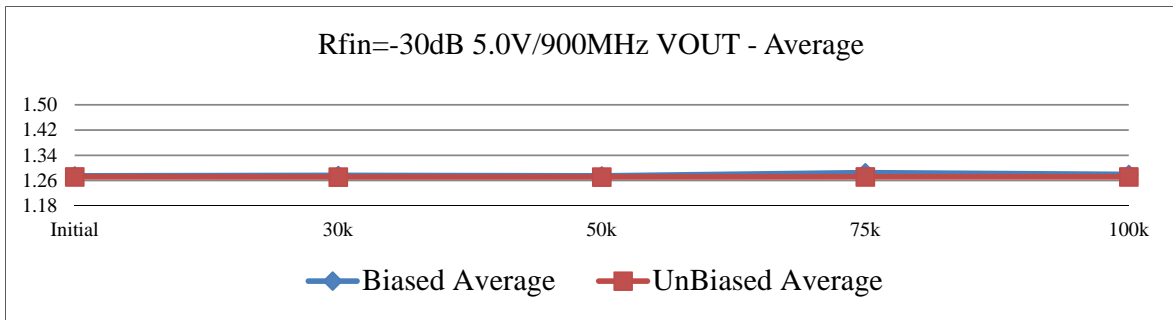
T#18	Rfin=-10dBm 5.0V/900MHz VOUT						V
SN	Initial	30k	50k	75k	100k	Limit	
<b>Control</b>	<b>12</b>	<b>1.63056</b>	<b>1.63234</b>	<b>1.63108</b>	<b>1.63337</b>	<b>1.62872</b>	<b>&gt;1.6</b>
<b>Biased</b>	<b>1</b>	1.69364	1.69376	1.69245	1.70454	1.70016	<b>&lt;1.96</b>
	<b>3</b>	1.68898	1.68976	1.68814	1.69739	1.69136	
	<b>4</b>	1.67032	1.67122	1.66961	1.68003	1.67549	
	<b>5</b>	1.68865	1.68974	1.68808	1.69678	1.68950	
	<b>Min</b>	1.67032	1.67122	1.66961	1.68003	1.67549	
	<b>Max</b>	1.69364	1.69376	1.69245	1.70454	1.70016	
	<b>Average</b>	1.68540	1.68612	1.68457	1.69469	1.68913	
<b>UnBiased</b>	<b>6</b>	1.64836	1.64684	1.64644	1.64709	1.64795	
	<b>7</b>	1.69868	1.69835	1.69817	1.69816	1.70083	
	<b>8</b>	1.67977	1.67904	1.67951	1.67928	1.68394	
	<b>9</b>	1.70160	1.69986	1.70083	1.70185	1.69315	
	<b>Min</b>	1.64836	1.64684	1.64644	1.64709	1.64795	
	<b>Max</b>	1.70160	1.69986	1.70083	1.70185	1.70083	
	<b>Average</b>	1.68210	1.68102	1.68124	1.68160	1.68147	



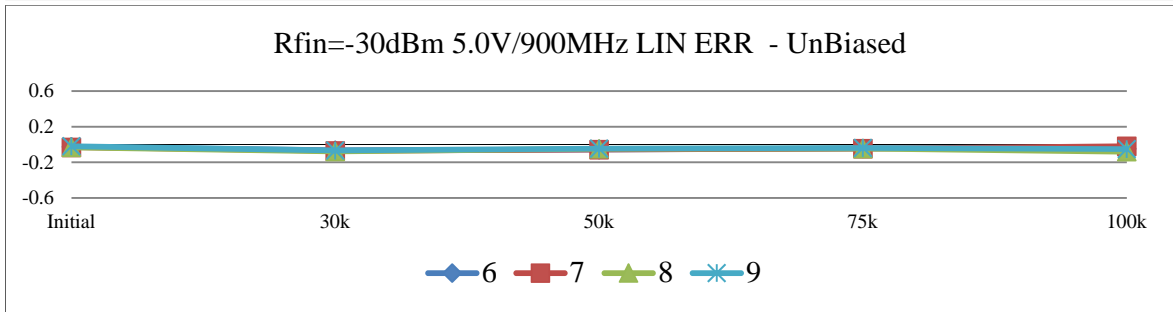
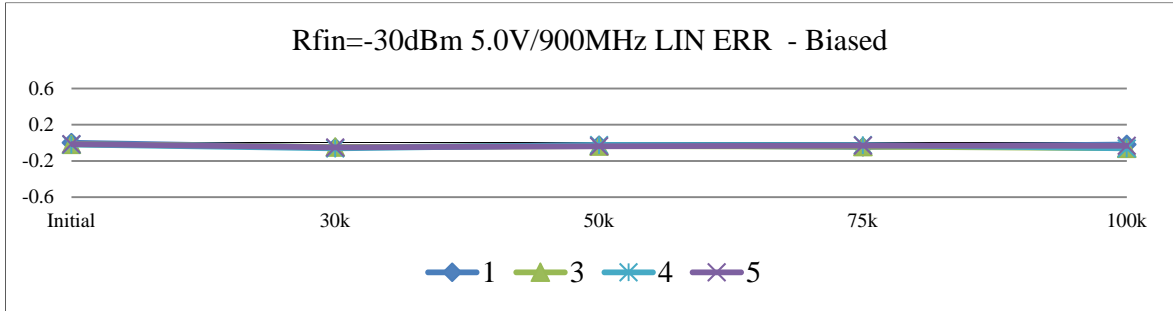
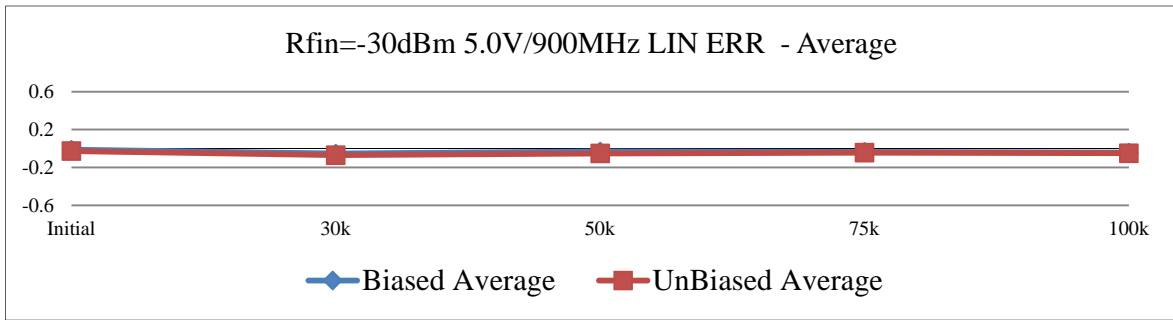
T#19	Rfin=-10dBm 5.0V/900MHz LIN ERR						dB
SN	Initial	30k	50k	75k	100k	Limit	
<b>Control</b>	<b>12</b>	<b>-0.08294</b>	<b>-0.08414</b>	<b>-0.14028</b>	<b>-0.15541</b>	<b>-0.21242</b>	<b>+/-1.1</b>
<b>Biased</b>	<b>1</b>	-0.25284	-0.12388	-0.16769	-0.16262	-0.23130	
	<b>3</b>	-0.28217	-0.13741	-0.19569	-0.22457	-0.24725	
	<b>4</b>	-0.14773	-0.01705	-0.10203	-0.11024	-0.14581	
	<b>5</b>	-0.18569	-0.04815	-0.11589	-0.12099	-0.15528	
	<b>Min</b>	-0.28217	-0.13741	-0.19569	-0.22457	-0.24725	
	<b>Max</b>	-0.14773	-0.01705	-0.10203	-0.11024	-0.14581	
	<b>Average</b>	-0.21711	-0.08162	-0.14533	-0.15461	-0.19491	
<b>UnBiased</b>	<b>6</b>	-0.14904	-0.01822	-0.07508	-0.11777	-0.17238	
	<b>7</b>	-0.21532	-0.07883	-0.14034	-0.15919	-0.26929	
	<b>8</b>	-0.17981	-0.04108	-0.08734	-0.10315	-0.12084	
	<b>9</b>	-0.18889	-0.05846	-0.12241	-0.12869	-0.16843	
	<b>Min</b>	-0.21532	-0.07883	-0.14034	-0.15919	-0.26929	
	<b>Max</b>	-0.14904	-0.01822	-0.07508	-0.10315	-0.12084	
	<b>Average</b>	-0.18327	-0.04915	-0.10629	-0.12720	-0.18274	



T#20	Rfin=-30dBm 5.0V/900MHz VOUT						V
SN	Initial	30k	50k	75k	100k	Limit	
<b>Control</b>	<b>12</b>	<b>1.22210</b>	<b>1.22371</b>	<b>1.22271</b>	<b>1.22491</b>	<b>1.22040</b>	<b>&gt;1.18</b>
<b>Biased</b>	<b>1</b>	1.28540	1.28584	1.28474	1.29659	1.29265	<b>&lt;1.54</b>
	<b>3</b>	1.27629	1.27783	1.27597	1.28552	1.27967	
	<b>4</b>	1.26009	1.26140	1.25988	1.26977	1.26523	
	<b>5</b>	1.27846	1.28042	1.27899	1.28741	1.28057	
	<b>Min</b>	1.26009	1.26140	1.25988	1.26977	1.26523	
	<b>Max</b>	1.28540	1.28584	1.28474	1.29659	1.29265	
	<b>Average</b>	1.27506	1.27637	1.27490	1.28482	1.27953	
<b>UnBiased</b>	<b>6</b>	1.24132	1.24035	1.24012	1.24108	1.24193	
	<b>7</b>	1.28887	1.28903	1.28891	1.28896	1.29187	
	<b>8</b>	1.26653	1.26640	1.26691	1.26670	1.27085	
	<b>9</b>	1.29045	1.28927	1.29003	1.29163	1.28358	
	<b>Min</b>	1.24132	1.24035	1.24012	1.24108	1.24193	
	<b>Max</b>	1.29045	1.28927	1.29003	1.29163	1.29187	
	<b>Average</b>	1.27179	1.27126	1.27149	1.27209	1.27206	

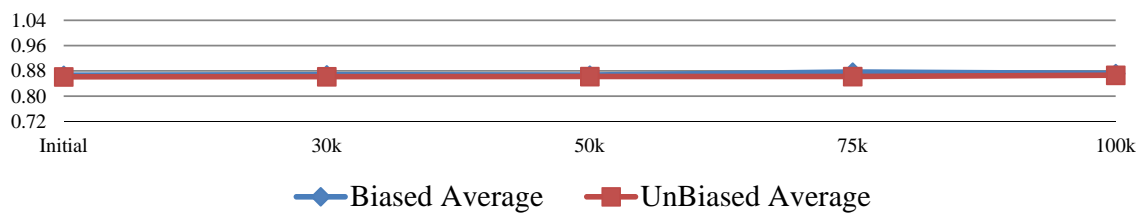


T#21	Rfin=-30dBm 5.0V/900MHz LIN ERR						dB
SN	Initial	30k	50k	75k	100k	Limit	
<b>Control</b>	<b>12</b>	<b>-0.04095</b>	<b>-0.05255</b>	<b>-0.02777</b>	<b>-0.02186</b>	<b>-0.02513</b>	<b>+/-0.6</b>
<b>Biased</b>	<b>1</b>	0.00094	-0.05104	-0.02643	-0.04456	-0.01857	
	<b>3</b>	-0.01563	-0.04718	-0.03573	-0.04118	-0.06037	
	<b>4</b>	-0.01981	-0.06214	-0.02499	-0.02493	-0.06230	
	<b>5</b>	-0.01477	-0.05134	-0.03807	-0.03095	-0.03302	
	<b>Min</b>	-0.01981	-0.06214	-0.03807	-0.04456	-0.06230	
	<b>Max</b>	0.00094	-0.04718	-0.02499	-0.02493	-0.01857	
	<b>Average</b>	-0.01232	-0.05293	-0.03131	-0.03541	-0.04357	
<b>UnBiased</b>	<b>6</b>	-0.02633	-0.06483	-0.05809	-0.04507	-0.04791	
	<b>7</b>	-0.03110	-0.07131	-0.05742	-0.04564	-0.01969	
	<b>8</b>	-0.03258	-0.07812	-0.04817	-0.04680	-0.08090	
	<b>9</b>	-0.01984	-0.06754	-0.04631	-0.03856	-0.05252	
	<b>Min</b>	-0.03258	-0.07812	-0.05809	-0.04680	-0.08090	
	<b>Max</b>	-0.01984	-0.06483	-0.04631	-0.03856	-0.01969	
	<b>Average</b>	-0.02746	-0.07045	-0.05250	-0.04402	-0.05026	

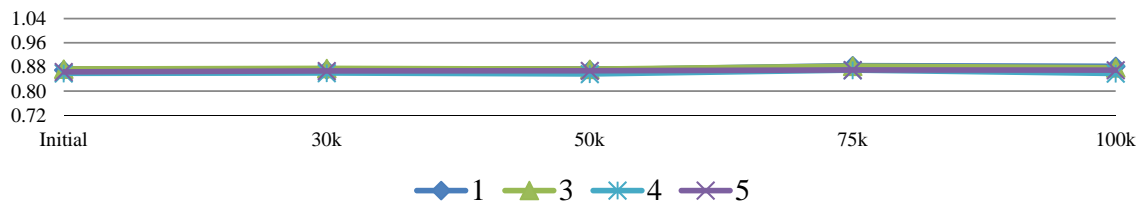


T#22	Rfin=-50dBm 5.0V/900MHz VOUT						V
SN	Initial	30k	50k	75k	100k	Limit	
<b>Control</b>	<b>12</b>	<b>0.82745</b>	<b>0.82815</b>	<b>0.82816</b>	<b>0.82975</b>	<b>0.82415</b>	<b>&gt;0.72</b>
<b>Biased</b>	<b>1</b>	0.87011	0.87071	0.87050	0.88402	0.88196	<b>&lt;1.08</b>
	<b>3</b>	0.87331	0.87537	0.87279	0.88271	0.87715	
	<b>4</b>	0.85883	0.85964	0.85692	0.86929	0.85854	
	<b>5</b>	0.86336	0.86694	0.86708	0.86991	0.86956	
	<b>Min</b>	0.85883	0.85964	0.85692	0.86929	0.85854	
	<b>Max</b>	0.87331	0.87537	0.87279	0.88402	0.88196	
	<b>Average</b>	0.86640	0.86817	0.86682	0.87648	0.87180	
<b>UnBiased</b>	<b>6</b>	0.83954	0.83987	0.83962	0.83532	0.84104	
	<b>7</b>	0.87109	0.87121	0.87259	0.87063	0.88276	
	<b>8</b>	0.86102	0.86192	0.86356	0.86557	0.86769	
	<b>9</b>	0.87467	0.87456	0.87478	0.87891	0.87343	
	<b>Min</b>	0.83954	0.83987	0.83962	0.83532	0.84104	
	<b>Max</b>	0.87467	0.87456	0.87478	0.87891	0.88276	
	<b>Average</b>	0.86158	0.86189	0.86264	0.86261	0.86623	

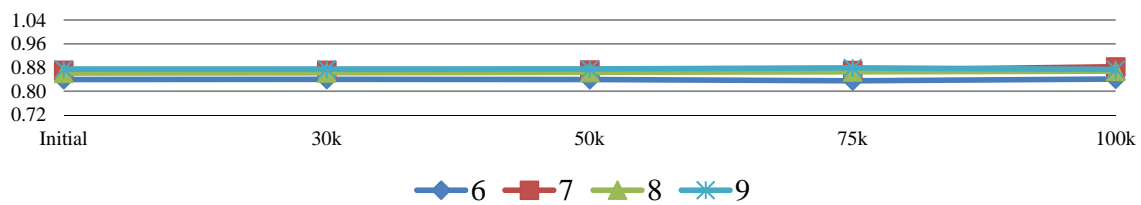
Rfin=-50dBm 5.0V/900MHz VOUT - Average



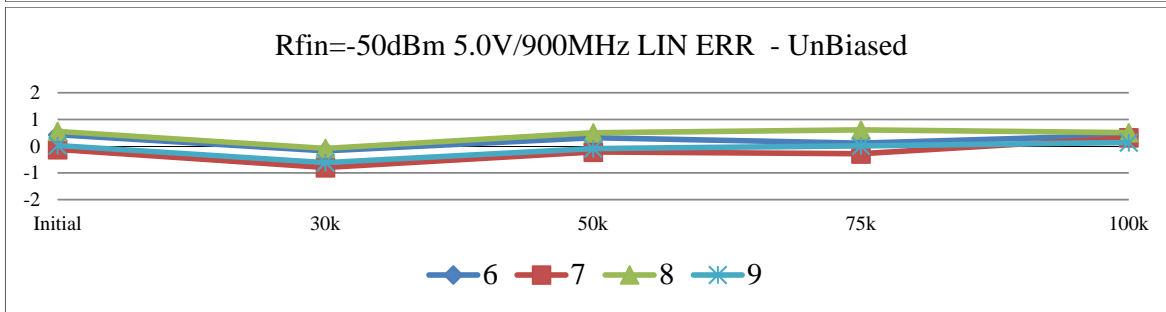
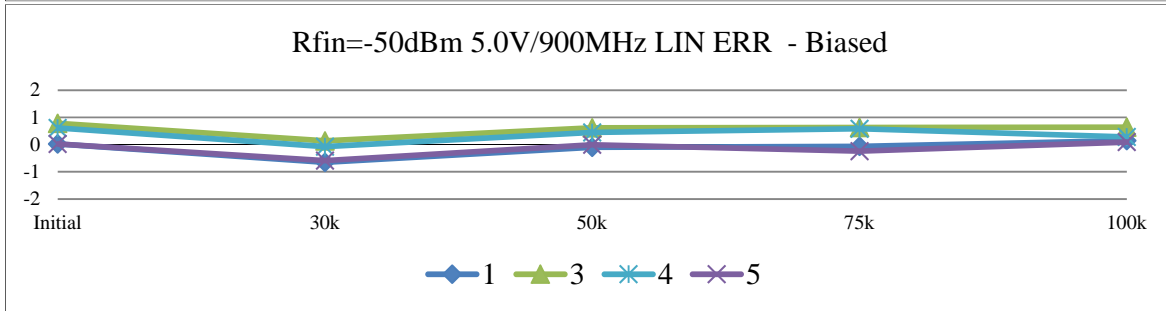
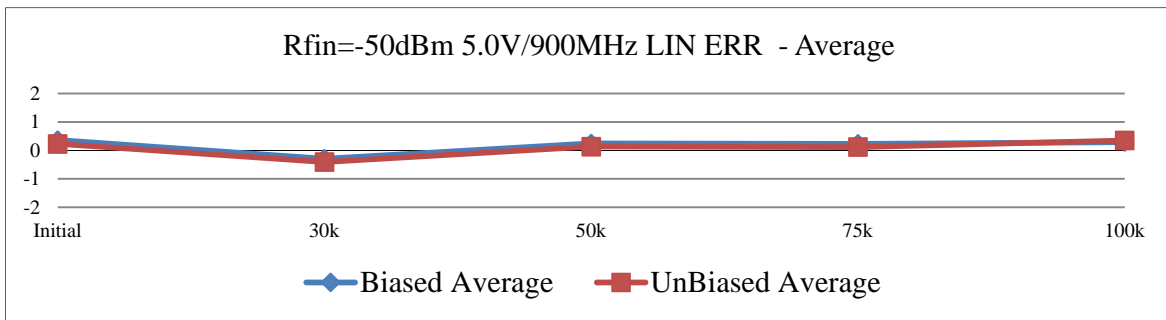
Rfin=-50dBm 5.0V/900MHz VOUT - Biased



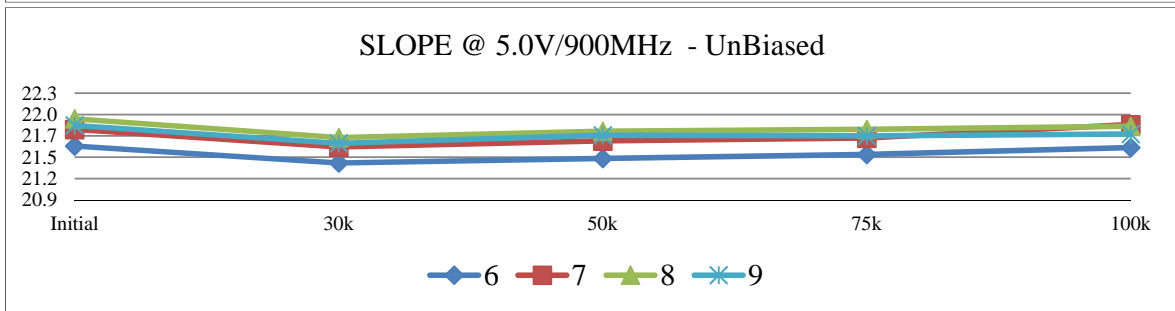
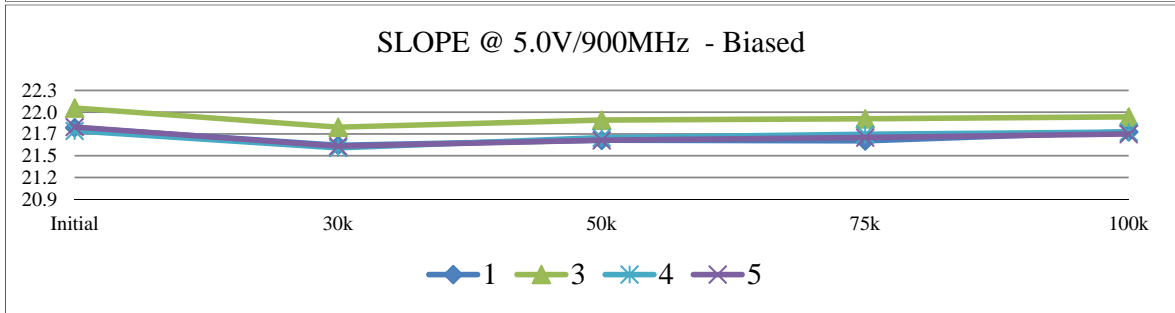
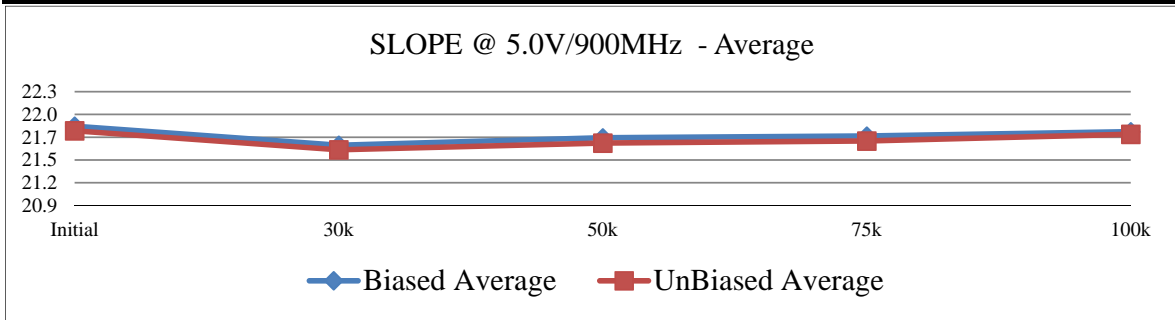
Rfin=-50dBm 5.0V/900MHz VOUT - UnBiased



T#23	Rfin=-50dBm 5.0V/900MHz LIN ERR						dB
SN	Initial	30k	50k	75k	100k	Limit	
<b>Control</b>	<b>12</b>	<b>0.74498</b>	<b>0.24469</b>	<b>0.80919</b>	<b>0.80058</b>	<b>0.81549</b>	<b>+/-2.1</b>
<b>Biased</b>	<b>1</b>	0.02404	-0.65129	-0.10020	-0.06444	0.14777	
	<b>3</b>	0.78364	0.13788	0.62157	0.63015	0.64303	
	<b>4</b>	0.61253	-0.07314	0.45021	0.58546	0.28471	
	<b>5</b>	0.02381	-0.58700	-0.00402	-0.23994	0.09300	
	<b>Min</b>	0.02381	-0.65129	-0.10020	-0.23994	0.09300	
	<b>Max</b>	0.78364	0.13788	0.62157	0.63015	0.64303	
	<b>Average</b>	0.36101	-0.29339	0.24189	0.22781	0.29213	
<b>UnBiased</b>	<b>6</b>	0.43231	-0.16984	0.31676	0.11455	0.41354	
	<b>7</b>	-0.11927	-0.79688	-0.21361	-0.27738	0.32184	
	<b>8</b>	0.55882	-0.07847	0.50139	0.60938	0.51318	
	<b>9</b>	0.03003	-0.60641	-0.08761	0.01117	0.13639	
	<b>Min</b>	-0.11927	-0.79688	-0.21361	-0.27738	0.13639	
	<b>Max</b>	0.55882	-0.07847	0.50139	0.60938	0.51318	
	<b>Average</b>	0.22547	-0.41290	0.12923	0.11443	0.34624	

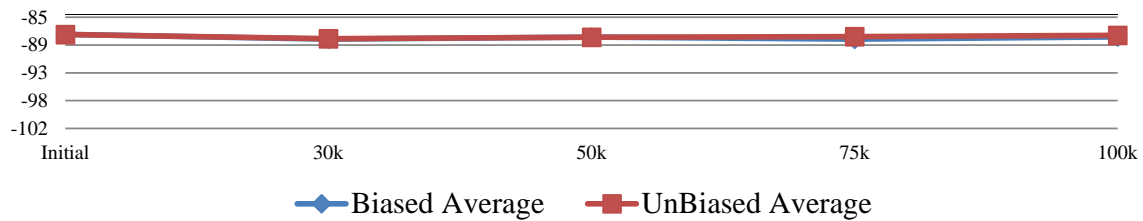


T#24	SLOPE @ 5.0V/900MHz						mV/dB
SN	Initial	30k	50k	75k	100k	Limit	
<b>Control</b>	<b>12</b>	<b>21.58313</b>	<b>21.58621</b>	<b>21.66189</b>	<b>21.69698</b>	<b>21.78227</b>	<b>&gt;20.9</b>
<b>Biased</b>	<b>1</b>	21.82250	21.59617	21.66008	21.65182	21.76883	<b>&lt;22.3</b>
	<b>3</b>	22.07600	21.82882	21.91900	21.93560	21.96157	
	<b>4</b>	21.78265	21.56188	21.69301	21.73623	21.76549	
	<b>5</b>	21.83027	21.58326	21.66040	21.69494	21.73956	
	<b>Min</b>	21.78265	21.56188	21.66008	21.65182	21.73956	
	<b>Max</b>	22.07600	21.82882	21.91900	21.93560	21.96157	
	<b>Average</b>	21.87786	21.64253	21.73312	21.75465	21.80886	
<b>UnBiased</b>	<b>6</b>	21.60727	21.38528	21.44451	21.49704	21.58731	
	<b>7</b>	21.82571	21.59534	21.67518	21.71258	21.88895	
	<b>8</b>	21.96488	21.71979	21.80122	21.82598	21.86530	
	<b>9</b>	21.87915	21.64341	21.74921	21.73954	21.76628	
	<b>Min</b>	21.60727	21.38528	21.44451	21.49704	21.58731	
	<b>Max</b>	21.96488	21.71979	21.80122	21.82598	21.88895	
	<b>Average</b>	21.81925	21.58596	21.66753	21.69379	21.77696	

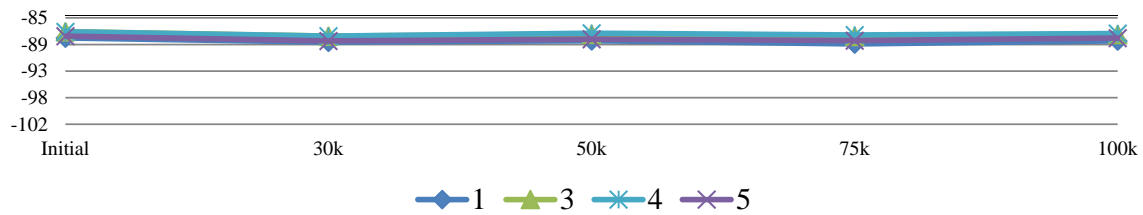


	T#25	INTERCEPT @ 5.0V/900MHz					dBm
	SN	Initial	30k	50k	75k	100k	Limit
<b>Control</b>	<b>12</b>	<b>-85.70737</b>	<b>-85.77695</b>	<b>-85.50901</b>	<b>-85.45779</b>	<b>-85.04671</b>	<b>&gt;-102.2</b>
<b>Biased</b>	<b>1</b>	-87.92917	-88.62598	-88.37615	-88.90877	-88.39343	<b>&lt;-84.2</b>
	<b>3</b>	-86.85647	-87.62048	-87.28445	-87.62621	-87.32340	
	<b>4</b>	-86.89571	-87.59853	-87.13869	-87.42294	-87.18668	
	<b>5</b>	-87.60591	-88.41094	-88.12145	-88.35303	-87.93222	
	<b>Min</b>	-87.92917	-88.62598	-88.37615	-88.90877	-88.39343	
	<b>Max</b>	-86.85647	-87.59853	-87.13869	-87.42294	-87.18668	
	<b>Average</b>	-87.32182	-88.06398	-87.73019	-88.07774	-87.70893	
<b>UnBiased</b>	<b>6</b>	-86.50323	-87.09980	-86.92341	-86.75858	-86.57278	
	<b>7</b>	-88.11137	-88.79637	-88.55831	-88.39116	-88.03333	
	<b>8</b>	-86.72192	-87.41897	-87.19608	-87.06389	-87.19675	
	<b>9</b>	-88.02818	-88.67113	-88.39589	-88.43330	-88.01773	
	<b>Min</b>	-88.11137	-88.79637	-88.55831	-88.43330	-88.03333	
	<b>Max</b>	-86.50323	-87.09980	-86.92341	-86.75858	-86.57278	
	<b>Average</b>	-87.34118	-87.99657	-87.76842	-87.66173	-87.45515	

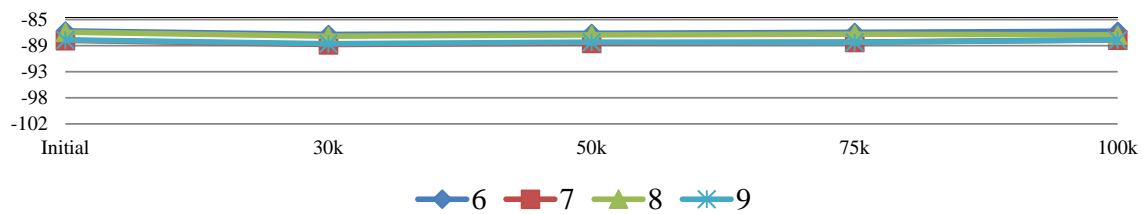
INTERCEPT @ 5.0V/900MHz - Average



INTERCEPT @ 5.0V/900MHz - Biased



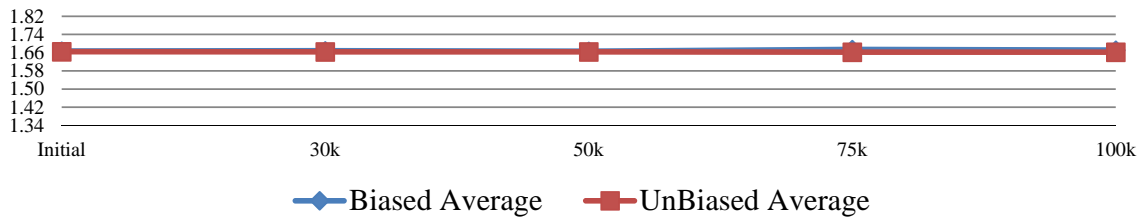
INTERCEPT @ 5.0V/900MHz - UnBiased



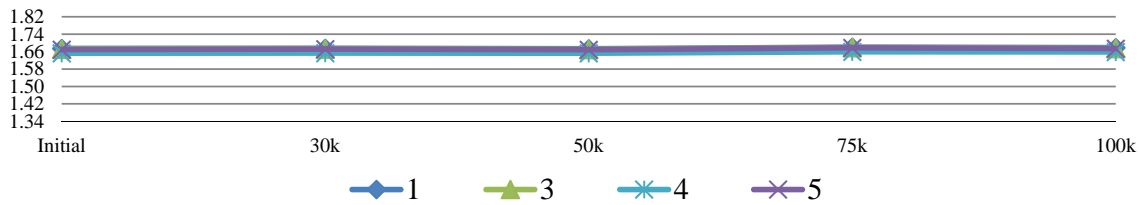


T#26	Rfin=-10dBm 5.0V/2140MHz VOUT						V
SN	Initial	30k	50k	75k	100k	Limit	
<b>Control</b>	<b>12</b>	<b>1.60717</b>	<b>1.60962</b>	<b>1.60841</b>	<b>1.60892</b>	<b>1.60633</b>	<b>&gt;1.34</b>
<b>Biased</b>	<b>1</b>	1.67479	1.67539	1.67357	1.68088	1.67849	<b>&lt;1.84</b>
	<b>3</b>	1.67197	1.67259	1.67001	1.67949	1.67451	
	<b>4</b>	1.65276	1.65364	1.65279	1.65928	1.65864	
	<b>5</b>	1.66989	1.67166	1.66897	1.67762	1.67363	
	<b>Min</b>	1.65276	1.65364	1.65279	1.65928	1.65864	
	<b>Max</b>	1.67479	1.67539	1.67357	1.68088	1.67849	
	<b>Average</b>	1.66735	1.66832	1.66634	1.67432	1.67132	
<b>UnBiased</b>	<b>6</b>	1.63117	1.63011	1.63003	1.62860	1.63198	
	<b>7</b>	1.68302	1.68281	1.68319	1.68179	1.68064	
	<b>8</b>	1.66068	1.66038	1.65996	1.65685	1.66073	
	<b>9</b>	1.68284	1.68141	1.68154	1.68039	1.67632	
	<b>Min</b>	1.63117	1.63011	1.63003	1.62860	1.63198	
	<b>Max</b>	1.68302	1.68281	1.68319	1.68179	1.68064	
	<b>Average</b>	1.66443	1.66368	1.66368	1.66191	1.66242	

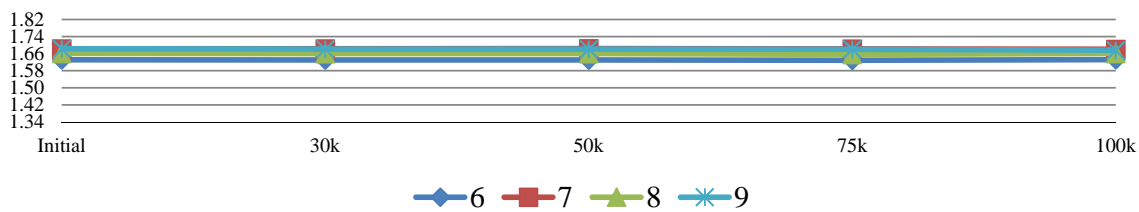
Rfin=-10dBm 5.0V/2140MHz VOUT - Average



Rfin=-10dBm 5.0V/2140MHz VOUT - Biased

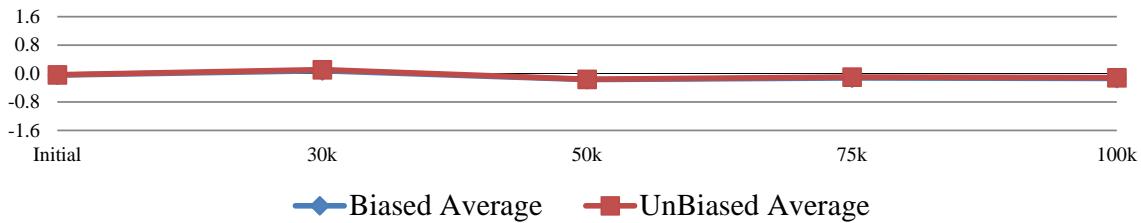


Rfin=-10dBm 5.0V/2140MHz VOUT - UnBiased

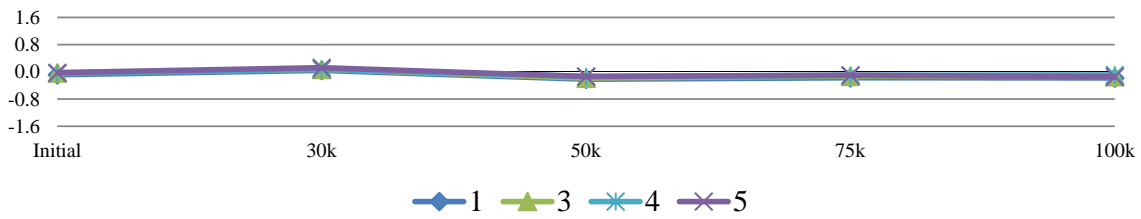


T#27	Rfin=-10dBm 5.0V/2140MHz LIN ERR						dB
SN	Initial	30k	50k	75k	100k	Limit	
<b>Control</b>	<b>12</b>	<b>-0.19068</b>	<b>0.01997</b>	<b>-0.23719</b>	<b>-0.15551</b>	<b>-0.19546</b>	<b>+/-1.6</b>
<b>Biased</b>	<b>1</b>	-0.08163	0.04346	-0.21569	-0.17147	-0.17958	
	<b>3</b>	-0.02479	0.07782	-0.18024	-0.12489	-0.13714	
	<b>4</b>	-0.04829	0.07810	-0.13336	-0.10323	-0.08862	
	<b>5</b>	-0.02141	0.12147	-0.13761	-0.09981	-0.14287	
	<b>Min</b>	-0.08163	0.04346	-0.21569	-0.17147	-0.17958	
	<b>Max</b>	-0.02141	0.12147	-0.13336	-0.09981	-0.08862	
	<b>Average</b>	-0.04403	0.08021	-0.16673	-0.12485	-0.13705	
<b>UnBiased</b>	<b>6</b>	-0.09405	0.05277	-0.20479	-0.14471	-0.16493	
	<b>7</b>	-0.08561	0.05539	-0.20115	-0.14387	-0.12502	
	<b>8</b>	-0.01807	0.12546	-0.16618	-0.10698	-0.14149	
	<b>9</b>	0.07077	0.21392	-0.05894	0.02087	-0.02673	
	<b>Min</b>	-0.09405	0.05277	-0.20479	-0.14471	-0.16493	
	<b>Max</b>	0.07077	0.21392	-0.05894	0.02087	-0.02673	
	<b>Average</b>	-0.03174	0.11189	-0.15777	-0.09367	-0.11454	

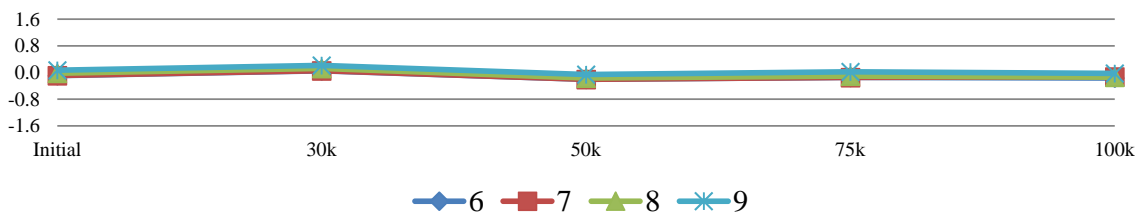
Rfin=-10dBm 5.0V/2140MHz LIN ERR - Average



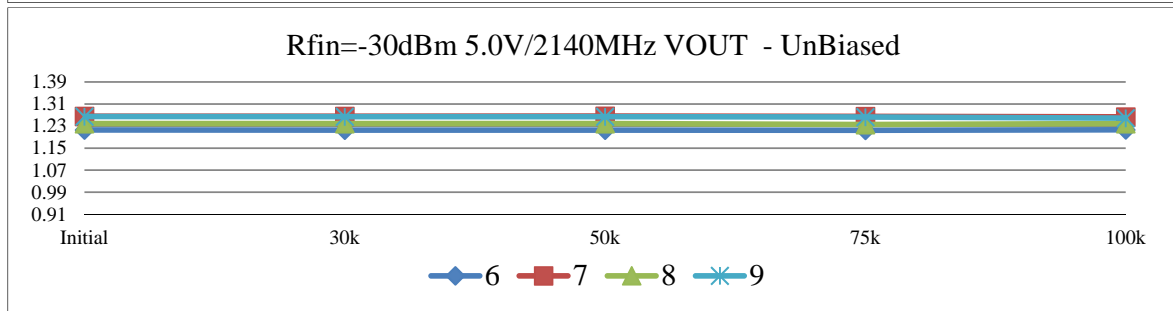
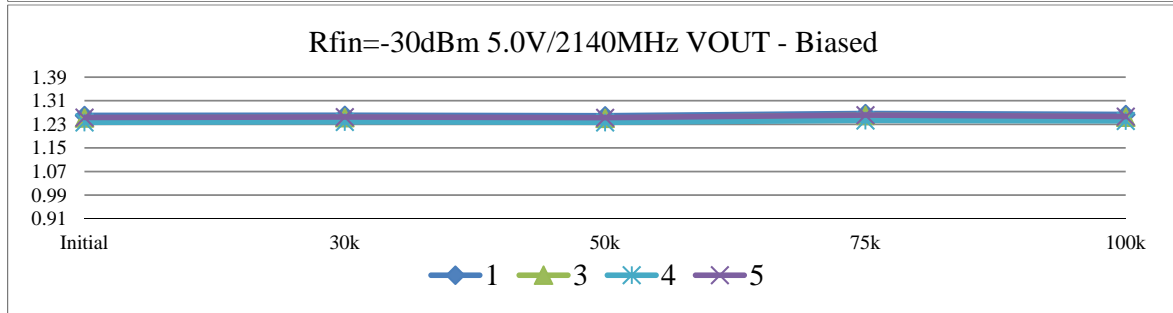
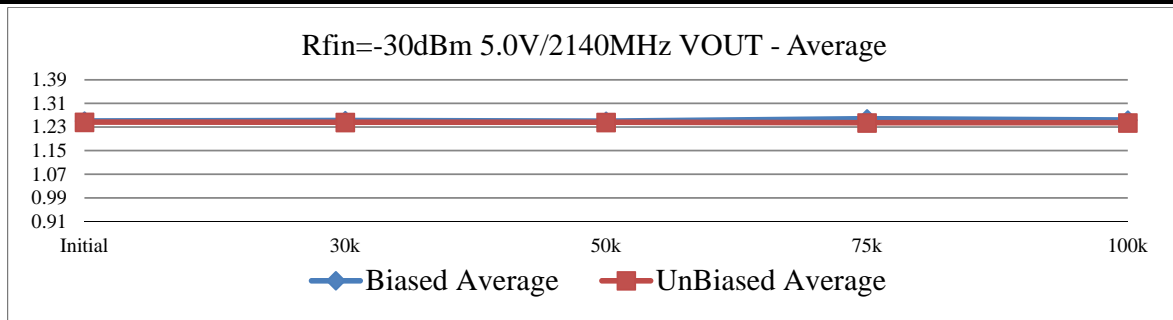
Rfin=-10dBm 5.0V/2140MHz LIN ERR - Biased



Rfin=-10dBm 5.0V/2140MHz LIN ERR - UnBiased

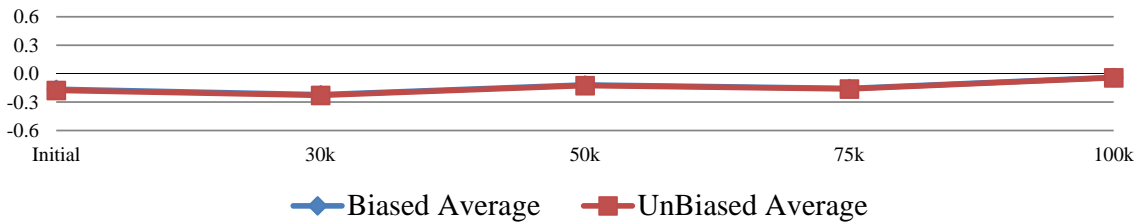


T#28	Rfin=-30dBm 5.0V/2140MHz VOUT						V
SN	Initial	30k	50k	75k	100k	Limit	
<b>Control</b>	<b>12</b>	<b>1.19128</b>	<b>1.19348</b>	<b>1.19251</b>	<b>1.19267</b>	<b>1.18906</b>	<b>&gt;0.91</b>
<b>Biased</b>	<b>1</b>	1.25998	1.26101	1.25919	1.26664	1.26330	<b>&lt;1.41</b>
	<b>3</b>	1.25201	1.25339	1.25096	1.26054	1.25476	
	<b>4</b>	1.23688	1.23833	1.23692	1.24347	1.24169	
	<b>5</b>	1.25298	1.25495	1.25249	1.26155	1.25659	
	<b>Min</b>	1.23688	1.23833	1.23692	1.24347	1.24169	
	<b>Max</b>	1.25998	1.26101	1.25919	1.26664	1.26330	
	<b>Average</b>	1.25046	1.25192	1.24989	1.25805	1.25409	
<b>UnBiased</b>	<b>6</b>	1.21604	1.21518	1.21539	1.21481	1.21633	
	<b>7</b>	1.26595	1.26593	1.26638	1.26528	1.26364	
	<b>8</b>	1.23910	1.23903	1.23893	1.23594	1.23901	
	<b>9</b>	1.26490	1.26391	1.26397	1.26316	1.25908	
	<b>Min</b>	1.21604	1.21518	1.21539	1.21481	1.21633	
	<b>Max</b>	1.26595	1.26593	1.26638	1.26528	1.26364	
	<b>Average</b>	1.24650	1.24601	1.24617	1.24480	1.24452	

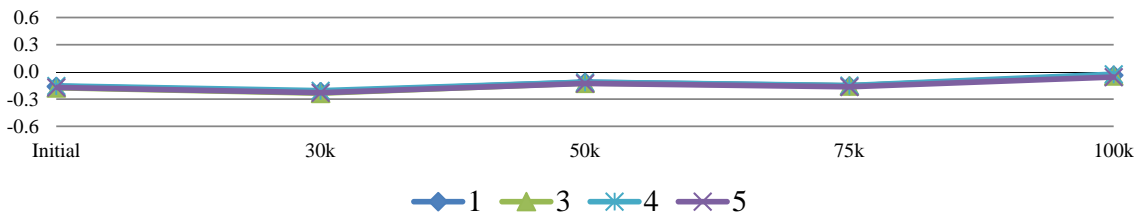


T#29	Rfin=-30dBm 5.0V/2140MHz LIN ERR						dB
SN	Initial	30k	50k	75k	100k	Limit	
<b>Control</b>	<b>12</b>	<b>-0.23659</b>	<b>-0.24024</b>	<b>-0.14042</b>	<b>-0.16670</b>	<b>-0.05653</b>	<b>+/-0.6</b>
<b>Biased</b>	<b>1</b>	-0.15861	-0.21594	-0.11185	-0.15341	-0.03409	
	<b>3</b>	-0.17347	-0.23512	-0.12234	-0.15387	-0.04113	
	<b>4</b>	-0.15242	-0.20648	-0.11193	-0.14893	-0.02430	
	<b>5</b>	-0.17136	-0.22960	-0.12651	-0.16338	-0.05543	
	<b>Min</b>	-0.17347	-0.23512	-0.12651	-0.16338	-0.05543	
	<b>Max</b>	-0.15242	-0.20648	-0.11185	-0.14893	-0.02430	
	<b>Average</b>	-0.16397	-0.22179	-0.11816	-0.15490	-0.03874	
<b>UnBiased</b>	<b>6</b>	-0.17002	-0.22424	-0.10730	-0.14465	-0.04253	
	<b>7</b>	-0.15484	-0.20897	-0.10750	-0.13955	-0.03211	
	<b>8</b>	-0.17888	-0.23209	-0.13879	-0.17102	-0.04280	
	<b>9</b>	-0.20316	-0.24646	-0.14825	-0.18861	-0.05039	
	<b>Min</b>	-0.20316	-0.24646	-0.14825	-0.18861	-0.05039	
	<b>Max</b>	-0.15484	-0.20897	-0.10730	-0.13955	-0.03211	
	<b>Average</b>	-0.17673	-0.22794	-0.12546	-0.16096	-0.04196	

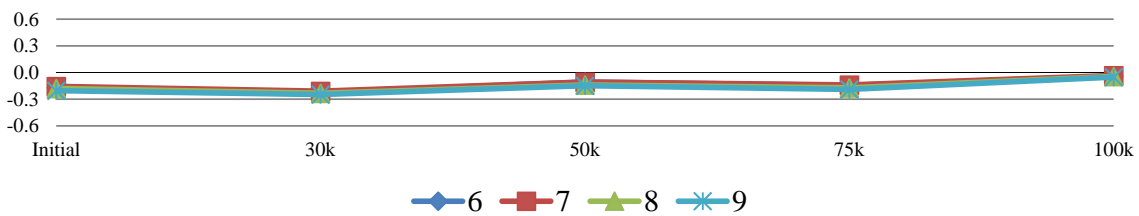
Rfin=-30dBm 5.0V/2140MHz LIN ERR - Average



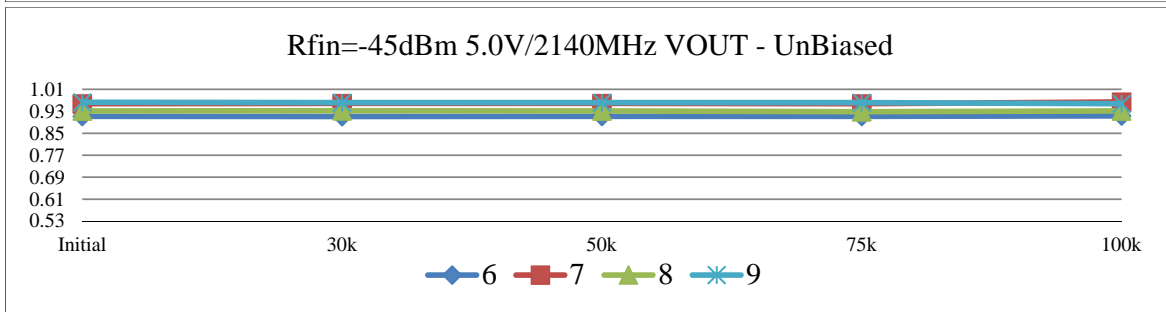
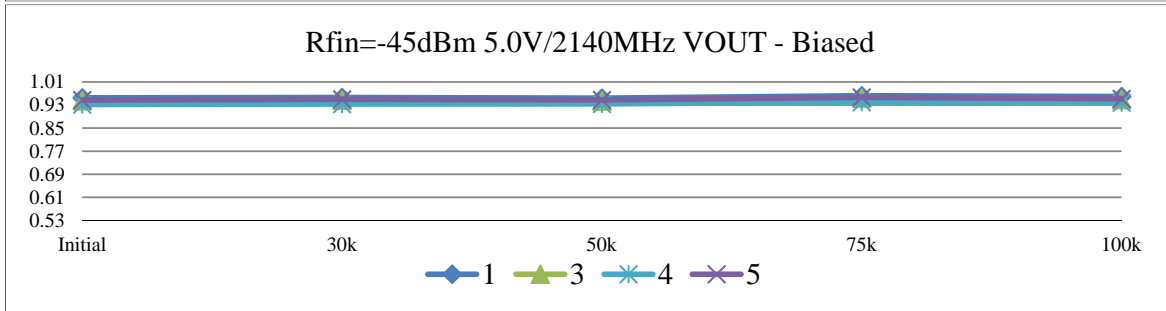
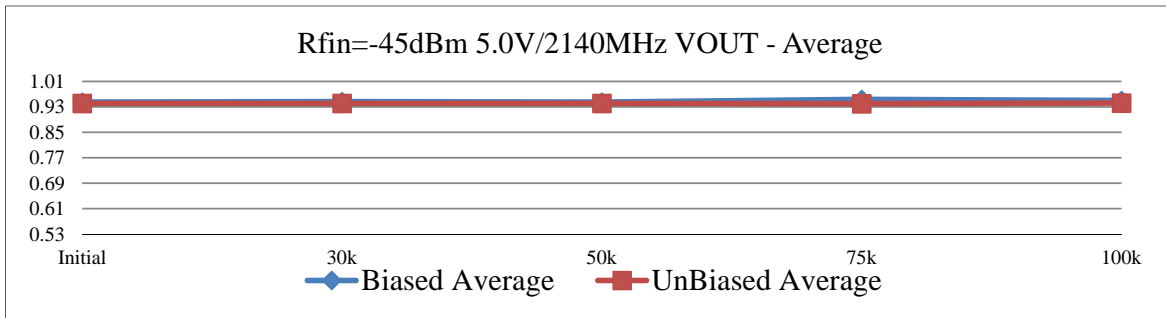
Rfin=-30dBm 5.0V/2140MHz LIN ERR - Biased



Rfin=-30dBm 5.0V/2140MHz LIN ERR - UnBiased

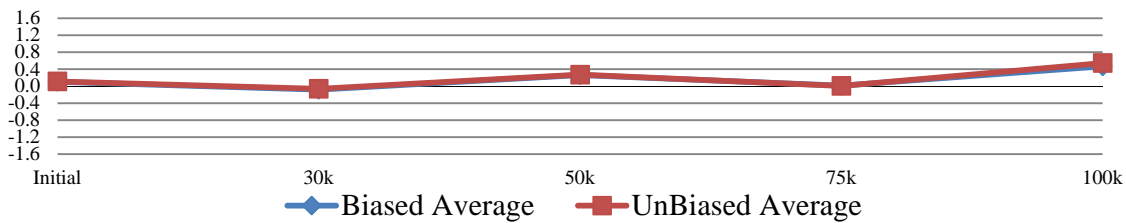


T#30	Rfin=-45dBm 5.0V/2140MHz VOUT						V
SN	Initial	30k	50k	75k	100k	Limit	
<b>Control</b>	<b>12</b>	<b>0.88853</b>	<b>0.88979</b>	<b>0.88971</b>	<b>0.88936</b>	<b>0.88630</b>	<b>&gt;0.53</b>
<b>Biased</b>	<b>1</b>	0.95490	0.95613	0.95394	0.96242	0.95965	<b>&lt;1.03</b>
	<b>3</b>	0.94571	0.94707	0.94438	0.95430	0.94934	
	<b>4</b>	0.93172	0.93341	0.93363	0.93988	0.93840	
	<b>5</b>	0.94725	0.94988	0.94760	0.95679	0.95154	
	<b>Min</b>	0.93172	0.93341	0.93363	0.93988	0.93840	
	<b>Max</b>	0.95490	0.95613	0.95394	0.96242	0.95965	
	<b>Average</b>	0.94490	0.94662	0.94489	0.95335	0.94973	
<b>UnBiased</b>	<b>6</b>	0.91186	0.91132	0.91155	0.91186	0.91364	
	<b>7</b>	0.95790	0.95869	0.95913	0.95766	0.96417	
	<b>8</b>	0.93146	0.93199	0.93142	0.92868	0.93175	
	<b>9</b>	0.96276	0.96188	0.96192	0.96198	0.95758	
	<b>Min</b>	0.91186	0.91132	0.91155	0.91186	0.91364	
	<b>Max</b>	0.96276	0.96188	0.96192	0.96198	0.96417	
	<b>Average</b>	0.94100	0.94097	0.94101	0.94005	0.94179	

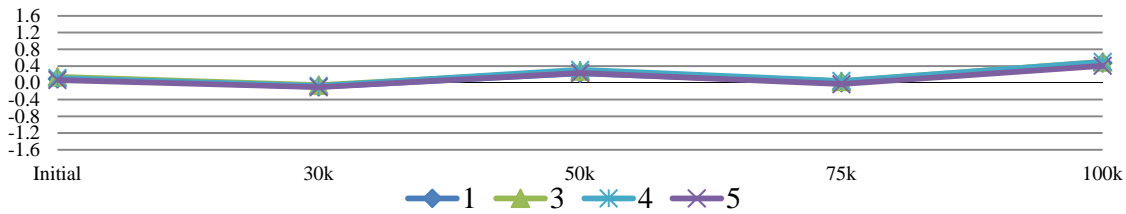


T#31	Rfin=-45dBm 5.0V/2140MHz LIN ERR						dB
SN	Initial	30k	50k	75k	100k	Limit	
<b>Control</b>	<b>12</b>	<b>0.30377</b>	<b>-0.00384</b>	<b>0.35958</b>	<b>0.07887</b>	<b>0.55610</b>	<b>+/-1.6</b>
<b>Biased</b>	<b>1</b>	0.09293	-0.09499	0.22844	0.00273	0.47188	
	<b>3</b>	0.14429	-0.05544	0.28116	0.03443	0.50093	
	<b>4</b>	0.11213	-0.07355	0.31001	0.04379	0.49893	
	<b>5</b>	0.06814	-0.10449	0.23431	-0.02963	0.40677	
	<b>Min</b>	0.06814	-0.10449	0.22844	-0.02963	0.40677	
	<b>Max</b>	0.14429	-0.05544	0.31001	0.04379	0.50093	
	<b>Average</b>	0.10437	-0.08212	0.26348	0.01283	0.46963	
<b>UnBiased</b>	<b>6</b>	0.13527	-0.04912	0.30261	0.04287	0.50704	
	<b>7</b>	0.04181	-0.11591	0.21589	-0.07338	0.69107	
	<b>8</b>	0.12275	-0.04532	0.26587	0.01037	0.48313	
	<b>9</b>	0.14891	-0.03088	0.30754	0.04566	0.50208	
	<b>Min</b>	0.04181	-0.11591	0.21589	-0.07338	0.48313	
	<b>Max</b>	0.14891	-0.03088	0.30754	0.04566	0.69107	
	<b>Average</b>	0.11219	-0.06031	0.27298	0.00638	0.54583	

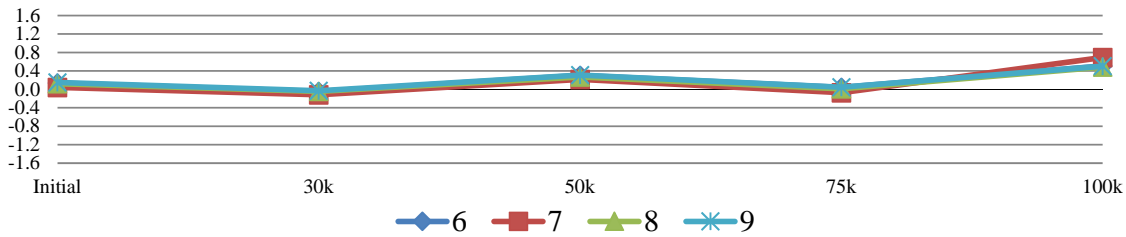
Rfin=-45dBm 5.0V/2140MHz LIN ERR - Average



Rfin=-45dBm 5.0V/2140MHz LIN ERR - Biased

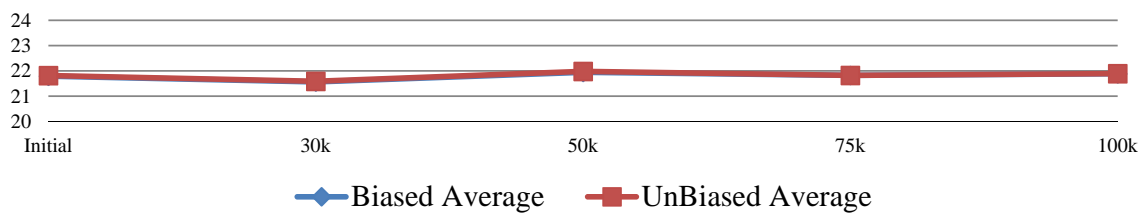


Rfin=-45dBm 5.0V/2140MHz LIN ERR - UnBiased

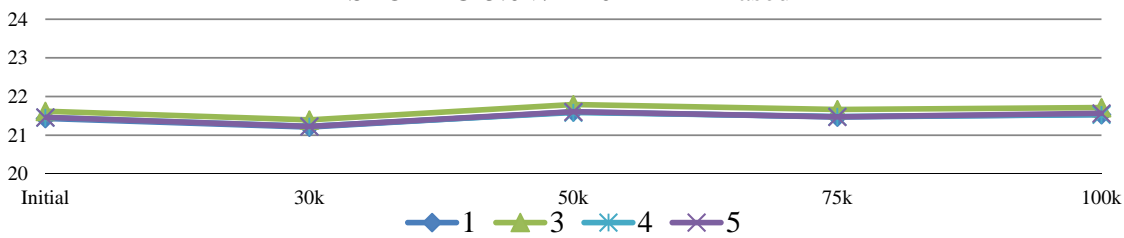


T#32	SLOPE @ 5.0V/2140MHz						mV/dB
SN	Initial	30k	50k	75k	100k	Limit	
<b>Control</b>	<b>12</b>	<b>21.59197</b>	<b>21.29702</b>	<b>21.67342</b>	<b>21.54283</b>	<b>21.63248</b>	<b>&gt;19.7</b>
<b>Biased</b>	<b>1</b>	21.43399	21.20825	21.60183	21.47131	21.53192	<b>&lt;24.2</b>
	<b>3</b>	21.61998	21.39608	21.79341	21.66260	21.71261	
	<b>4</b>	21.45931	21.22849	21.58742	21.48208	21.53268	
	<b>5</b>	21.46145	21.22773	21.60745	21.47536	21.56355	
	<b>Min</b>	21.43399	21.20825	21.58742	21.47131	21.53192	
	<b>Max</b>	21.61998	21.39608	21.79341	21.66260	21.71261	
	<b>Average</b>	21.49368	21.26514	21.64753	21.52284	21.58519	
<b>UnBiased</b>	<b>6</b>	21.45142	21.21741	21.60864	21.42854	21.52992	
	<b>7</b>	21.55937	21.33063	21.71743	21.57386	21.56724	
	<b>8</b>	21.69006	21.45689	21.86174	21.72450	21.81819	
	<b>9</b>	21.37831	21.14983	21.55140	21.37445	21.45009	
	<b>Min</b>	21.37831	21.14983	21.55140	21.37445	21.45009	
	<b>Max</b>	21.69006	21.45689	21.86174	21.72450	21.81819	
	<b>Average</b>	21.51979	21.28869	21.68480	21.52534	21.59136	

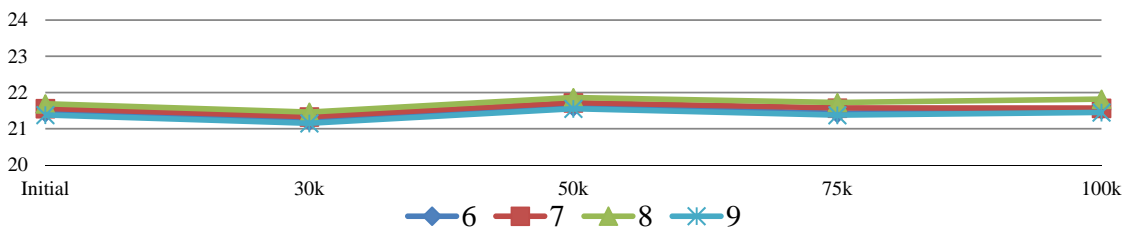
SLOPE @ 5.0V/2140MHz - Average



SLOPE @ 5.0V/2140MHz - Biased

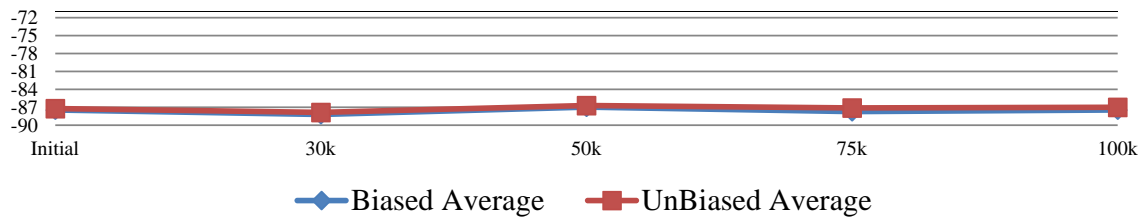


SLOPE @ 5.0V/2140MHz - UnBiased

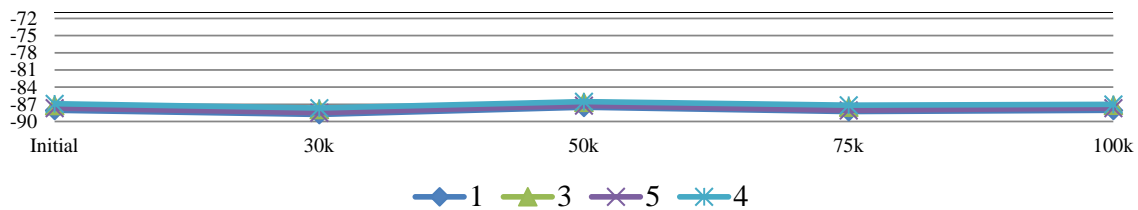


T# 33	INTERCEPT @ 5.0V/2140MHz						dBm
SN	Initial	30k	50k	75k	100k	Limit	
<b>Control</b>	<b>12</b>	<b>-84.46617</b>	<b>-85.37612</b>	<b>-84.27369</b>	<b>-84.65229</b>	<b>-84.34671</b>	<b>&gt;-89.8</b>
<b>Biased</b>	<b>1</b>	-88.04697	-88.77021	-87.51458	-88.26872	-88.02882	<b>&lt;-71</b>
	<b>3</b>	-87.18720	-87.91161	-86.63479	-87.46645	-87.15442	
	<b>4</b>	-86.89471	-87.63586	-86.52158	-87.15591	-87.01339	
	<b>5</b>	-87.65823	-88.44418	-87.20367	-88.03049	-87.65276	
	<b>Min</b>	-88.04697	-88.77021	-87.51458	-88.26872	-88.02882	
	<b>Max</b>	-86.89471	-87.63586	-86.52158	-87.15591	-87.01339	
	<b>Average</b>	-87.44678	-88.19047	-86.96866	-87.73039	-87.46235	
<b>UnBiased</b>	<b>6</b>	-85.96204	-86.59295	-85.46455	-85.95867	-85.86111	
	<b>7</b>	-87.97804	-88.65282	-87.53085	-87.91108	-87.94640	
	<b>8</b>	-86.41035	-87.07314	-85.92168	-86.18574	-86.15424	
	<b>9</b>	-88.47442	-89.10244	-87.90891	-88.40827	-88.07217	
	<b>Min</b>	-88.47442	-89.10244	-87.90891	-88.40827	-88.07217	
	<b>Max</b>	-85.96204	-86.59295	-85.46455	-85.95867	-85.86111	
	<b>Average</b>	-87.20621	-87.85534	-86.70650	-87.11594	-87.00848	

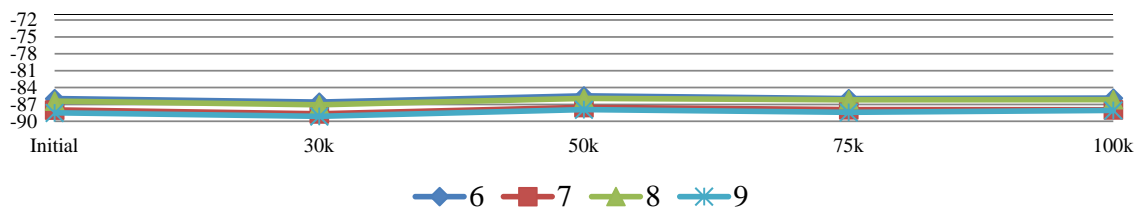
INTERCEPT @ 5.0V/2140MHz - Average



INTERCEPT @ 5.0V/2140MHz - Biased

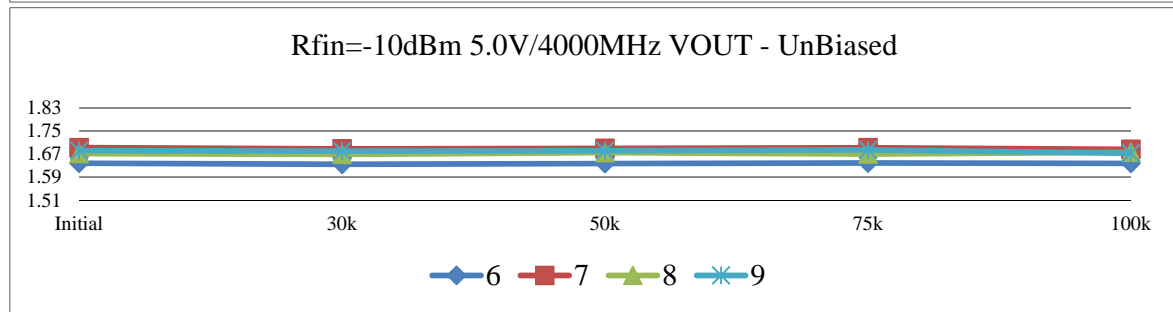
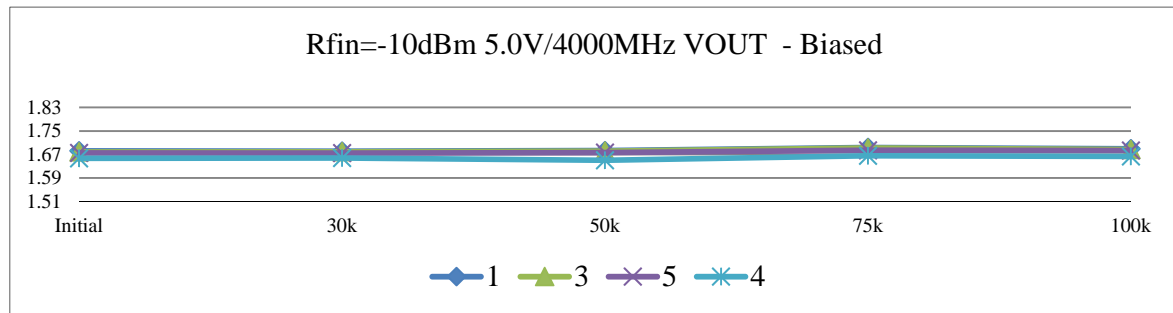
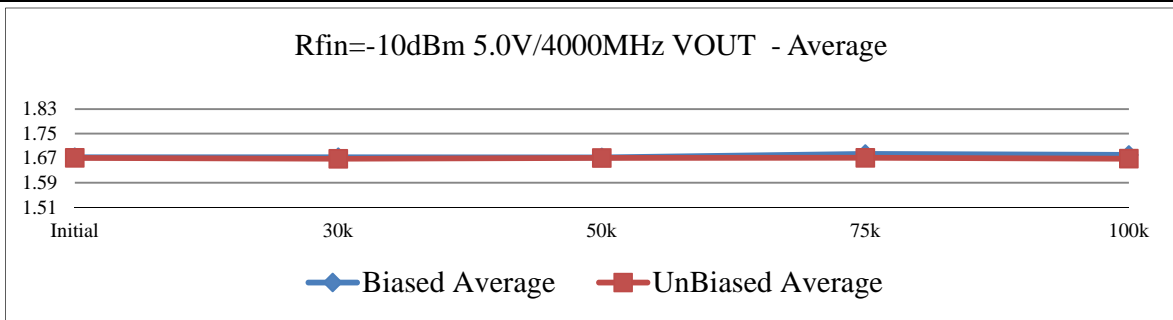


INTERCEPT @ 5.0V/2140MHz - UnBiased



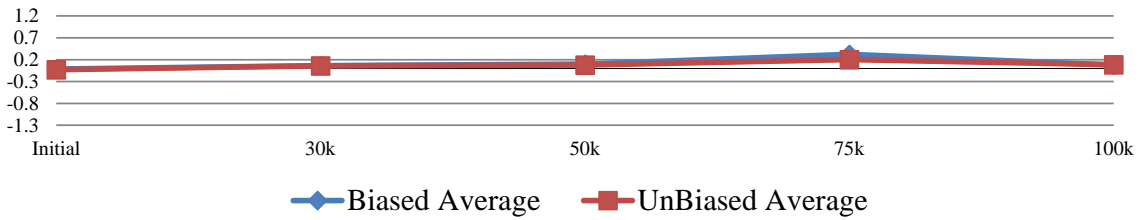


T#34	Rfin=-10dBm 5.0V/4000MHz VOUT						V
SN	Initial	30k	50k	75k	100k	Limit	
<b>Control</b>	<b>12</b>	<b>1.62208</b>	<b>1.62269</b>	<b>1.62162</b>	<b>1.62253</b>	<b>1.62116</b>	<b>&gt;1.51</b>
<b>Biased</b>	<b>1</b>	1.68216	1.68129	1.68305	1.69381	1.68954	<b>&lt;1.88</b>
	<b>3</b>	1.67837	1.67888	1.68108	1.69171	1.68663	
	<b>4</b>	1.65684	1.65765	1.65017	1.66534	1.66312	
	<b>5</b>	1.67518	1.67459	1.67605	1.68410	1.68338	
	<b>Min</b>	1.65684	1.65765	1.65017	1.66534	1.66312	
	<b>Max</b>	1.68216	1.68129	1.68305	1.69381	1.68954	
	<b>Average</b>	1.67314	1.67310	1.67259	1.68374	1.68067	
<b>UnBiased</b>	<b>6</b>	1.63807	1.63455	1.63736	1.63902	1.63774	
	<b>7</b>	1.69233	1.68815	1.68973	1.69201	1.68643	
	<b>8</b>	1.67166	1.66892	1.67474	1.66967	1.67604	
	<b>9</b>	1.68216	1.68032	1.68164	1.68423	1.67306	
	<b>Min</b>	1.63807	1.63455	1.63736	1.63902	1.63774	
	<b>Max</b>	1.69233	1.68815	1.68973	1.69201	1.68643	
	<b>Average</b>	1.67106	1.66799	1.67087	1.67123	1.66832	

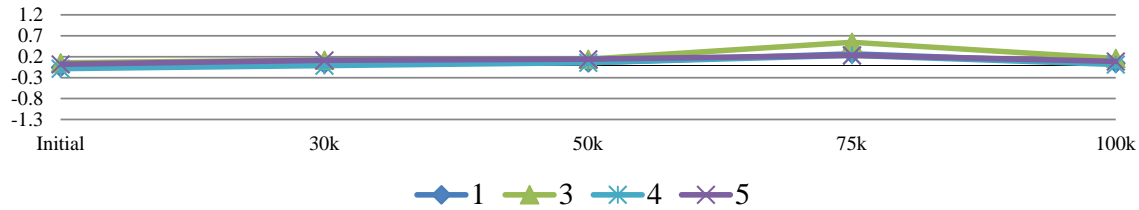


T#35	Rfin=-10dBm 5.0V/4000MHz LIN ERR						dB
SN	Initial	30k	50k	75k	100k	Limit	
<b>Control</b>	<b>12</b>	<b>-0.08782</b>	<b>0.08195</b>	<b>0.10255</b>	<b>0.29022</b>	<b>0.12924</b>	<b>+/-1.3</b>
<b>Biased</b>	<b>1</b>	-0.05336	0.03305	0.05703	0.26813	0.04652	
	<b>3</b>	0.05346	0.11836	0.14263	0.54899	0.16114	
	<b>4</b>	-0.08296	-0.01096	0.05654	0.23240	0.01786	
	<b>5</b>	0.02153	0.11528	0.14324	0.23536	0.08855	
	<b>Min</b>	-0.08296	-0.01096	0.05654	0.23240	0.01786	
	<b>Max</b>	0.05346	0.11836	0.14324	0.54899	0.16114	
	<b>Average</b>	-0.01533	0.06393	0.09986	0.32122	0.07852	
<b>UnBiased</b>	<b>6</b>	0.00246	0.08689	0.11018	-0.02626	0.06517	
	<b>7</b>	-0.13264	-0.03975	-0.02317	0.15866	0.01405	
	<b>8</b>	0.02666	0.11027	0.12762	0.27818	0.13674	
	<b>9</b>	-0.00388	0.08341	0.10322	0.39437	0.12464	
	<b>Min</b>	-0.13264	-0.03975	-0.02317	-0.02626	0.01405	
	<b>Max</b>	0.02666	0.11027	0.12762	0.39437	0.13674	
	<b>Average</b>	-0.02685	0.06021	0.07946	0.20124	0.08515	

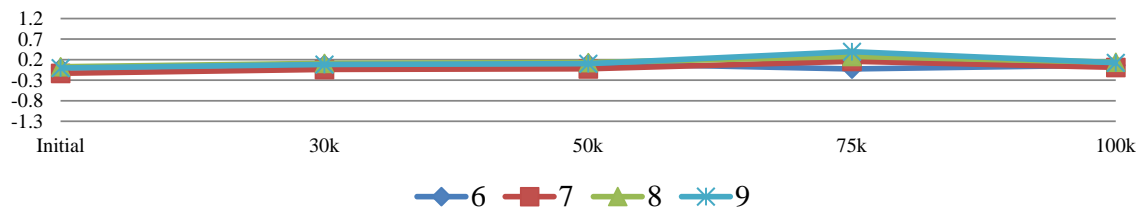
Rfin=-10dBm 5.0V/4000MHz LIN ERR - Average



Rfin=-10dBm 5.0V/4000MHz LIN ERR - Biased

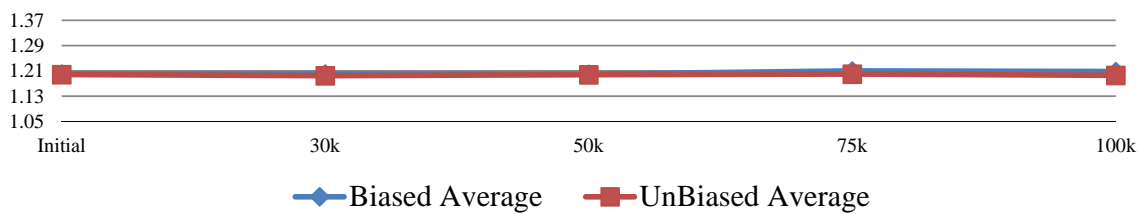


Rfin=-10dBm 5.0V/4000MHz LIN ERR - UnBiased

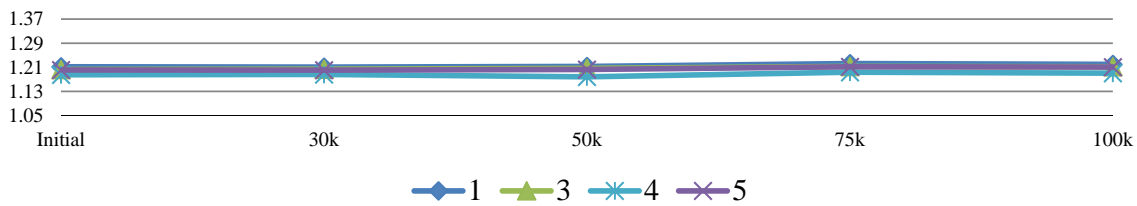


T#36	Rfin=-30dBm 5.0V/4000MHz VOUT						V
SN	Initial	30k	50k	75k	100k	Limit	
<b>Control</b>	<b>12</b>	<b>1.15008</b>	<b>1.15064</b>	<b>1.14975</b>	<b>1.15003</b>	<b>1.14802</b>	<b>&gt;1.05</b>
<b>Biased</b>	<b>1</b>	1.21164	1.21092	1.21278	1.22224	1.21983	<b>&lt;1.41</b>
	<b>3</b>	1.20300	1.20382	1.20640	1.21310	1.21199	
	<b>4</b>	1.18529	1.18637	1.17847	1.19361	1.19056	
	<b>5</b>	1.20129	1.20067	1.20262	1.21173	1.21094	
	<b>Min</b>	1.18529	1.18637	1.17847	1.19361	1.19056	
	<b>Max</b>	1.21164	1.21092	1.21278	1.22224	1.21983	
	<b>Average</b>	1.20031	1.20045	1.20007	1.21017	1.20833	
<b>UnBiased</b>	<b>6</b>	1.16627	1.16236	1.16561	1.17370	1.16704	
	<b>7</b>	1.22210	1.21744	1.21946	1.22283	1.21670	
	<b>8</b>	1.19463	1.19165	1.19750	1.19345	1.19955	
	<b>9</b>	1.20987	1.20769	1.20918	1.20944	1.20143	
	<b>Min</b>	1.16627	1.16236	1.16561	1.17370	1.16704	
	<b>Max</b>	1.22210	1.21744	1.21946	1.22283	1.21670	
	<b>Average</b>	1.19822	1.19479	1.19794	1.19986	1.19618	

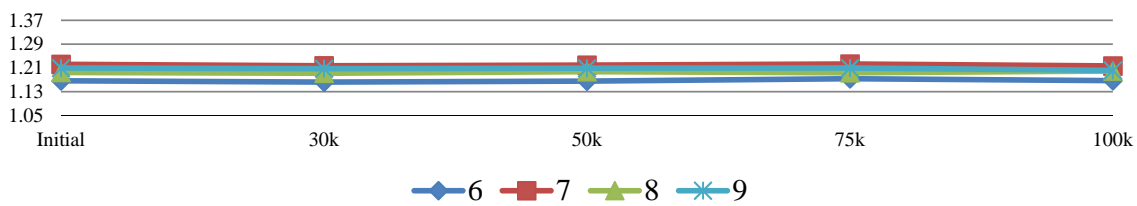
Rfin=-30dBm 5.0V/4000MHz VOUT - Average



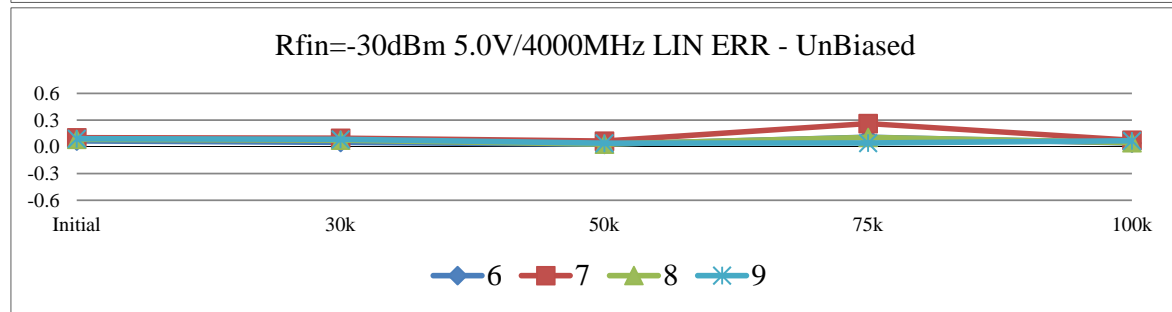
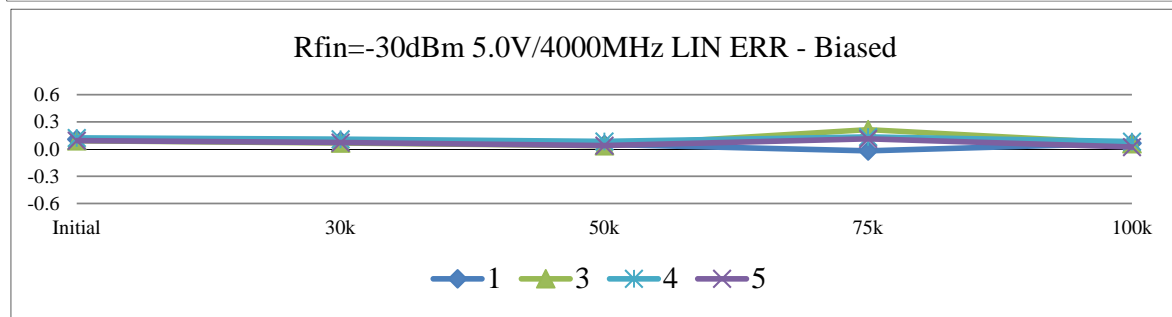
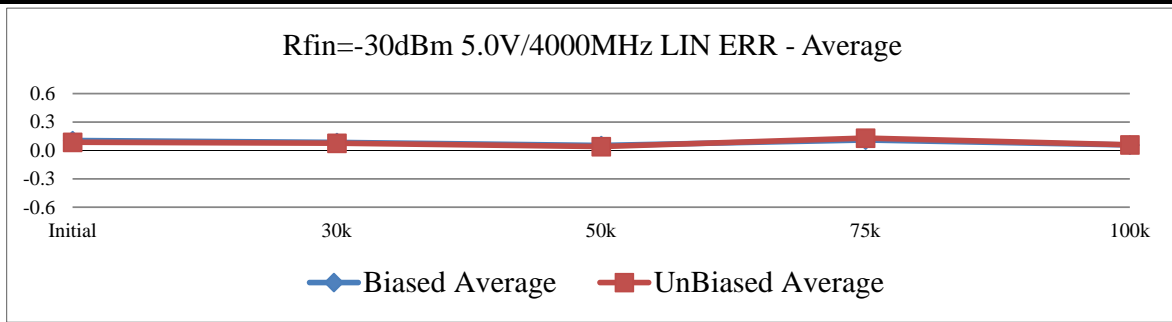
Rfin=-30dBm 5.0V/4000MHz VOUT - Biased



Rfin=-30dBm 5.0V/4000MHz VOUT - UnBiased

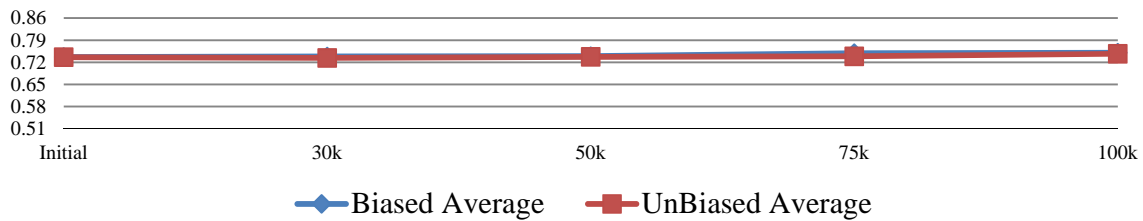


T#37	Rfin=-30dBm 5.0V/4000MHz LIN ERR						dB
SN	Initial	30k	50k	75k	100k	Limit	
<b>Control</b>	<b>12</b>	<b>0.09568</b>	<b>0.04236</b>	<b>0.00593</b>	<b>0.07356</b>	<b>0.01796</b>	<b>+/-0.6</b>
<b>Biased</b>	<b>1</b>	0.10973	0.09074	0.05226	-0.01987	0.06593	
	<b>3</b>	0.09176	0.06747	0.03740	0.21520	0.06058	
	<b>4</b>	0.12337	0.10933	0.08467	0.13418	0.08247	
	<b>5</b>	0.09380	0.07198	0.03834	0.11243	0.02255	
	<b>Min</b>	0.09176	0.06747	0.03740	-0.01987	0.02255	
	<b>Max</b>	0.12337	0.10933	0.08467	0.21520	0.08247	
	<b>Average</b>	0.10467	0.08488	0.05317	0.11049	0.05788	
<b>UnBiased</b>	<b>6</b>	0.06673	0.05018	0.02876	0.10882	0.04430	
	<b>7</b>	0.10301	0.09745	0.06473	0.26320	0.07628	
	<b>8</b>	0.08480	0.07547	0.03033	0.10679	0.04755	
	<b>9</b>	0.09245	0.08525	0.04093	0.04353	0.06845	
	<b>Min</b>	0.06673	0.05018	0.02876	0.04353	0.04430	
	<b>Max</b>	0.10301	0.09745	0.06473	0.26320	0.07628	
	<b>Average</b>	0.08675	0.07709	0.04119	0.13059	0.05915	

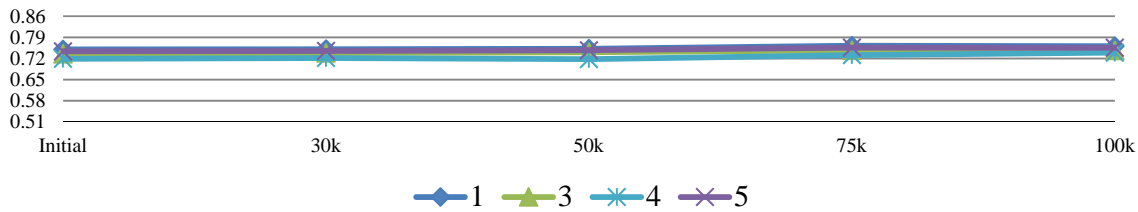


T#38	Rfin=-50dBm 5.0V/4000MHz VOUT						V
SN	Initial	30k	50k	75k	100k	Limit	
<b>Control</b>	<b>12</b>	<b>0.68957</b>	<b>0.69156</b>	<b>0.69039</b>	<b>0.69027</b>	<b>0.68891</b>	<b>&gt;0.51</b>
<b>Biased</b>	<b>1</b>	0.74985	0.75059	0.75233	0.76213	0.76079	<b>&lt;0.87</b>
	<b>3</b>	0.73492	0.73791	0.74063	0.74655	0.74612	
	<b>4</b>	0.71904	0.72145	0.71781	0.73101	0.73906	
	<b>5</b>	0.74351	0.74474	0.74729	0.75597	0.75561	
	<b>Min</b>	0.71904	0.72145	0.71781	0.73101	0.73906	
	<b>Max</b>	0.74985	0.75059	0.75233	0.76213	0.76079	
	<b>Average</b>	0.73683	0.73867	0.73952	0.74892	0.75040	
<b>UnBiased</b>	<b>6</b>	0.71030	0.70790	0.71080	0.71842	0.71315	
	<b>7</b>	0.75580	0.75213	0.75413	0.75555	0.79335	
	<b>8</b>	0.72954	0.72759	0.73373	0.72866	0.73700	
	<b>9</b>	0.74975	0.74863	0.75056	0.75335	0.74452	
	<b>Min</b>	0.71030	0.70790	0.71080	0.71842	0.71315	
	<b>Max</b>	0.75580	0.75213	0.75413	0.75555	0.79335	
	<b>Average</b>	0.73635	0.73406	0.73731	0.73900	0.74701	

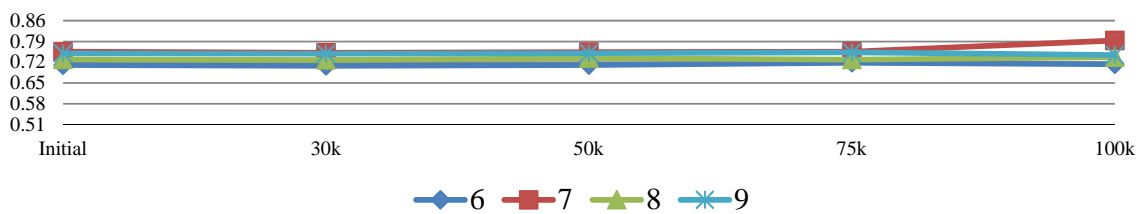
Rfin=-50dBm 5.0V/4000MHz VOUT - Average



Rfin=-50dBm 5.0V/4000MHz VOUT - Biased

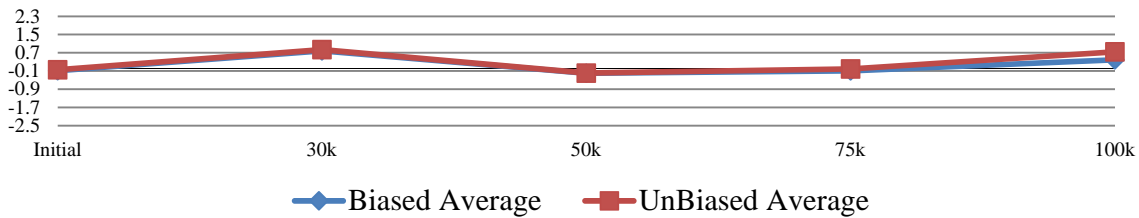


Rfin=-50dBm 5.0V/4000MHz VOUT - UnBiased

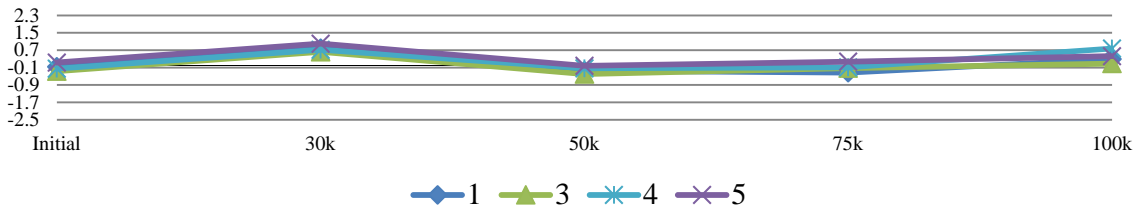


T#39	Rfin=-50dBm 5.0V/4000MHz LIN ERR						dB
SN	Initial	30k	50k	75k	100k	Limit	
<b>Control</b>	<b>12</b>	<b>0.82004</b>	<b>0.76955</b>	<b>-0.27155</b>	<b>-0.11842</b>	<b>0.25026</b>	<b>+/-2.5</b>
<b>Biased</b>	<b>1</b>	-0.06397	0.79359	-0.24490	-0.33322	0.28993	
	<b>3</b>	-0.26760	0.62288	-0.39971	-0.12483	0.08406	
	<b>4</b>	-0.14977	0.72122	-0.13141	-0.09005	0.77668	
	<b>5</b>	0.13090	1.00093	-0.01651	0.17183	0.42806	
	<b>Min</b>	-0.26760	0.62288	-0.39971	-0.33322	0.08406	
	<b>Max</b>	0.13090	1.00093	-0.01651	0.17183	0.77668	
	<b>Average</b>	-0.08761	0.78466	-0.19813	-0.09407	0.39468	
<b>UnBiased</b>	<b>6</b>	0.08759	0.97749	-0.04925	0.15589	0.48300	
	<b>7</b>	-0.19603	0.68673	-0.34325	-0.05625	1.82378	
	<b>8</b>	-0.06573	0.81178	-0.21376	-0.09845	0.29398	
	<b>9</b>	-0.00699	0.87700	-0.14845	-0.03454	0.38521	
	<b>Min</b>	-0.19603	0.68673	-0.34325	-0.09845	0.29398	
	<b>Max</b>	0.08759	0.97749	-0.04925	0.15589	1.82378	
	<b>Average</b>	-0.04529	0.83825	-0.18868	-0.00834	0.74649	

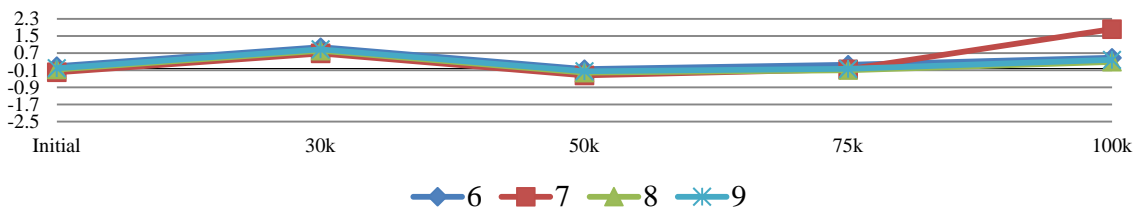
Rfin=-50dBm 5.0V/4000MHz LIN ERR - Average



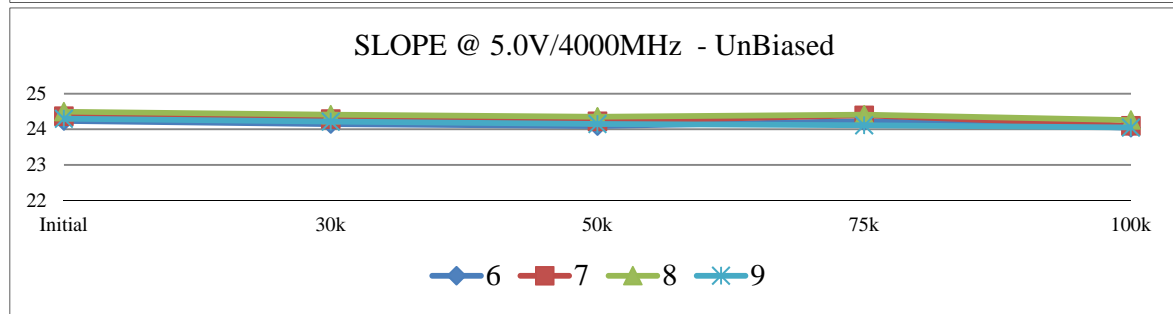
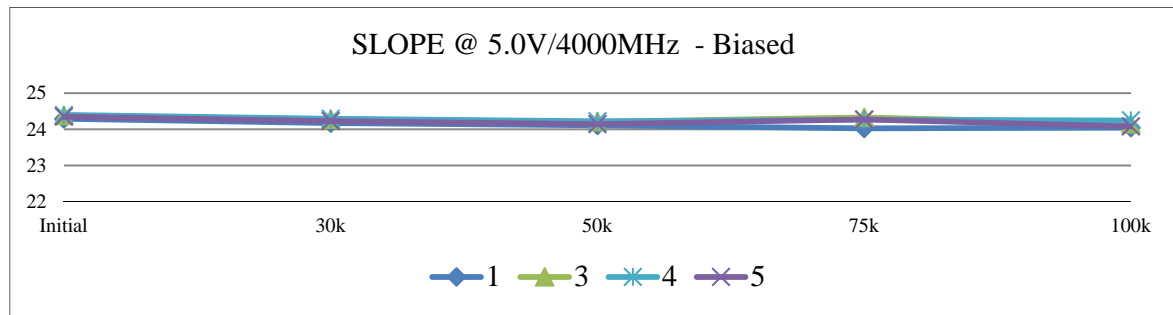
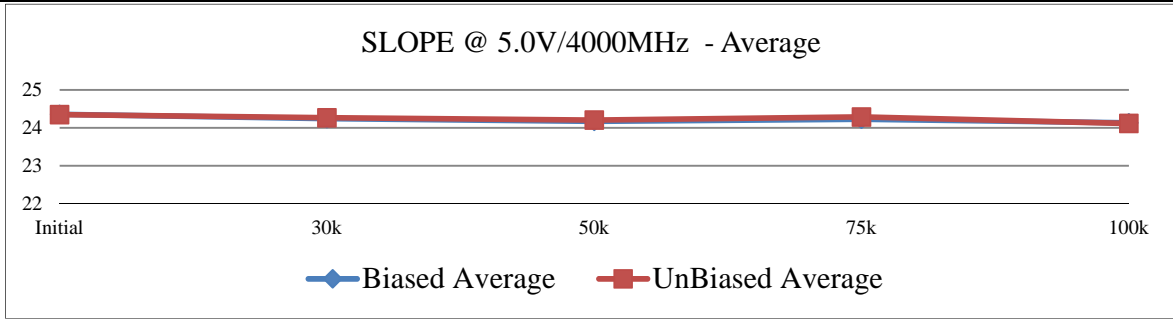
Rfin=-50dBm 5.0V/4000MHz LIN ERR - Biased



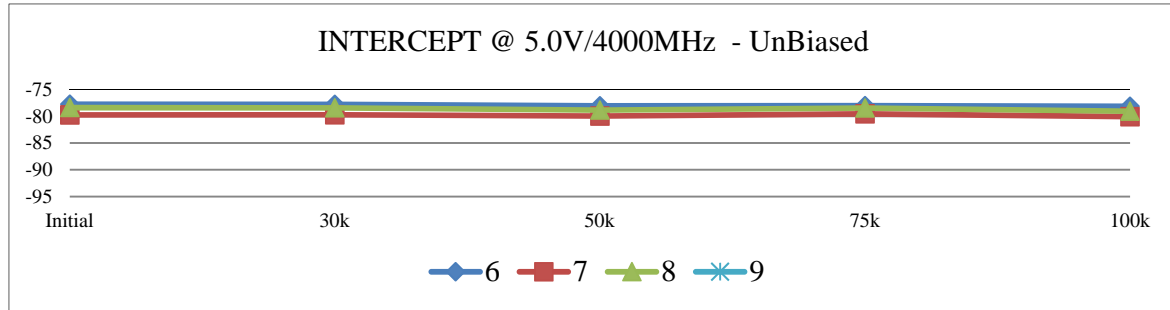
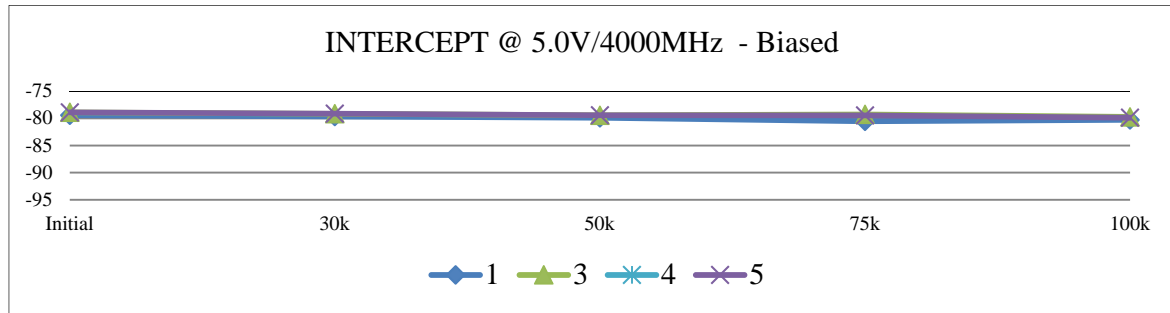
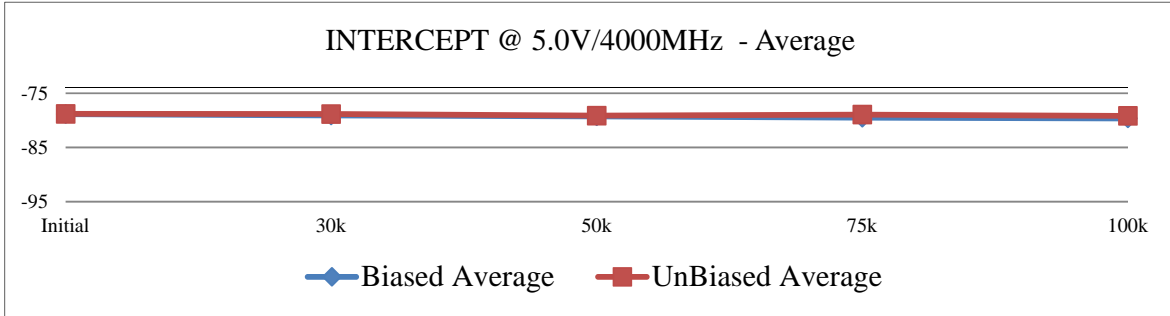
Rfin=-50dBm 5.0V/4000MHz LIN ERR - UnBiased



	T#40	SLOPE @ 5.0V/4000MHz					mV/dB
	SN	Initial	30k	50k	75k	100k	Limit
<b>Control</b>	<b>12</b>	<b>24.39962</b>	<b>24.13509</b>	<b>24.07568</b>	<b>24.16055</b>	<b>24.06018</b>	<b>&gt;22.4</b>
<b>Biased</b>	<b>1</b>	24.28970	24.16966	24.10730	24.02554	24.04570	<b>&lt;25.1</b>
	<b>3</b>	24.38275	24.27496	24.20876	24.32776	24.14986	
	<b>4</b>	24.39712	24.29471	24.22156	24.26858	24.24770	
	<b>5</b>	24.34912	24.22654	24.14548	24.27073	24.08024	
	<b>Min</b>	24.28970	24.16966	24.10730	24.02554	24.04570	
	<b>Max</b>	24.39712	24.29471	24.22156	24.32776	24.24770	
	<b>Average</b>	24.35467	24.24147	24.17078	24.22315	24.13088	
<b>UnBiased</b>	<b>6</b>	24.23188	24.14603	24.08860	24.22938	24.04630	
	<b>7</b>	24.36612	24.28646	24.22253	24.39219	24.09949	
	<b>8</b>	24.49318	24.40840	24.34916	24.40783	24.25798	
	<b>9</b>	24.29724	24.21621	24.14818	24.11219	24.05084	
	<b>Min</b>	24.23188	24.14603	24.08860	24.11219	24.04630	
	<b>Max</b>	24.49318	24.40840	24.34916	24.40783	24.25798	
	<b>Average</b>	24.34711	24.26428	24.20212	24.28540	24.11365	



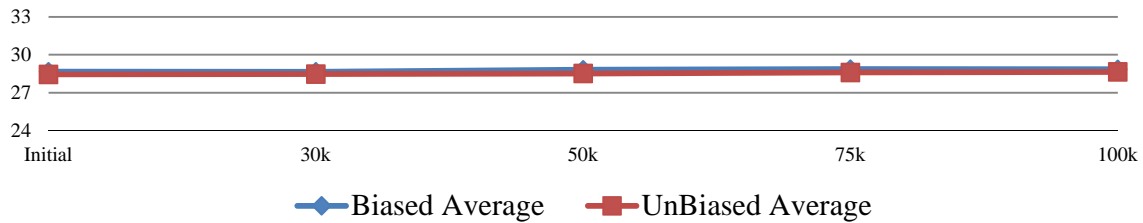
	T#41	INTERCEPT @ 5.0V/4000MHz					dBm
	SN	Initial	30k	50k	75k	100k	Limit
<b>Control</b>	<b>12</b>	<b>-76.72412</b>	<b>-77.29398</b>	<b>-77.41726</b>	<b>-77.18412</b>	<b>-77.32729</b>	<b>&gt;-92.9</b>
<b>Biased</b>	<b>1</b>	-79.44379	-79.67122	-79.92255	-80.55047	-80.29419	<b>&lt;-74.7</b>
	<b>3</b>	-78.91729	-79.18472	-79.46310	-79.30756	-79.75628	
	<b>4</b>	-78.13056	-78.38417	-78.23643	-78.70731	-78.64795	
	<b>5</b>	-78.91317	-79.14928	-79.43613	-79.47120	-79.89566	
	<b>Min</b>	-79.44379	-79.67122	-79.92255	-80.55047	-80.29419	
	<b>Max</b>	-78.13056	-78.38417	-78.23643	-78.70731	-78.64795	
	<b>Average</b>	-78.85120	-79.09735	-79.26455	-79.50914	-79.64852	
<b>UnBiased</b>	<b>6</b>	-77.73370	-77.74984	-78.02696	-77.99055	-78.11948	
	<b>7</b>	-79.72328	-79.69198	-79.94660	-79.52676	-80.04093	
	<b>8</b>	-78.35992	-78.40693	-78.81744	-78.44740	-79.03267	
	<b>9</b>	-79.37283	-79.44728	-79.69987	-79.77355	-79.51592	
	<b>Min</b>	-79.72328	-79.69198	-79.94660	-79.77355	-80.04093	
	<b>Max</b>	-77.73370	-77.74984	-78.02696	-77.99055	-78.11948	
	<b>Average</b>	-78.79743	-78.82401	-79.12272	-78.93457	-79.17725	



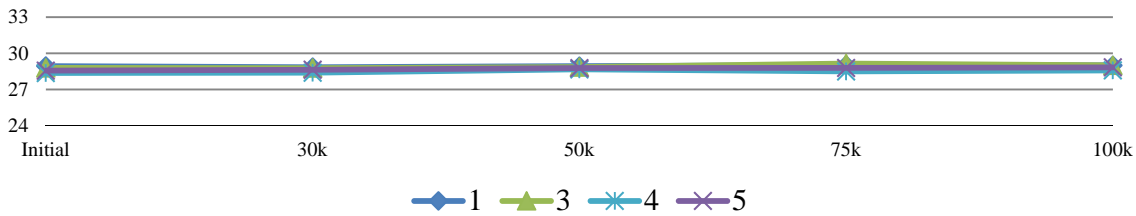


T#42	2.7V IQ Supply I						mA
SN	Initial	30k	50k	75k	100k	Limit	
<b>Control</b>	<b>12</b>	<b>28.27361</b>	<b>28.36997</b>	<b>28.46320</b>	<b>28.38877</b>	<b>28.38970</b>	<b>&gt;24</b>
<b>Biased</b>	<b>1</b>	28.94030	28.85099	28.93638	29.02726	29.00390	<b>&lt;33</b>
	<b>3</b>	28.78832	28.76951	28.85804	29.15495	29.00547	
	<b>4</b>	28.36370	28.39191	28.67159	28.49923	28.58399	
	<b>5</b>	28.56661	28.63633	28.77813	28.79380	28.83468	
	<b>Min</b>	28.36370	28.39191	28.67159	28.49923	28.58399	
	<b>Max</b>	28.94030	28.85099	28.93638	29.15495	29.00547	
	<b>Average</b>	28.66473	28.66219	28.81104	28.86881	28.85701	
<b>UnBiased</b>	<b>6</b>	27.98531	28.00568	28.11066	28.03702	28.11863	
	<b>7</b>	28.70684	28.80398	28.83610	28.97477	28.94280	
	<b>8</b>	28.47181	28.58149	28.51490	28.70292	28.66311	
	<b>9</b>	28.60969	28.51412	28.61283	28.66610	28.85349	
	<b>Min</b>	27.98531	28.00568	28.11066	28.03702	28.11863	
	<b>Max</b>	28.70684	28.80398	28.83610	28.97477	28.94280	
	<b>Average</b>	28.44341	28.47632	28.51862	28.59520	28.64451	

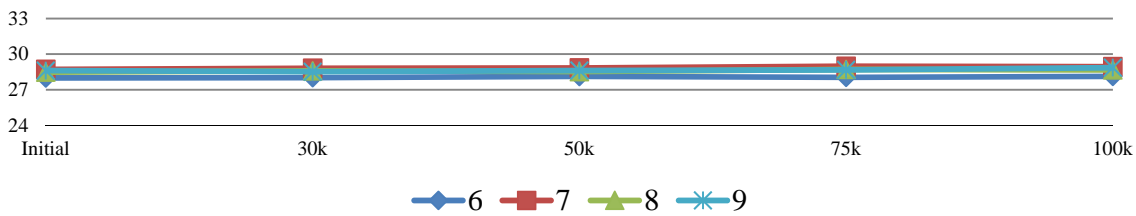
2.7V IQ Supply I - Average



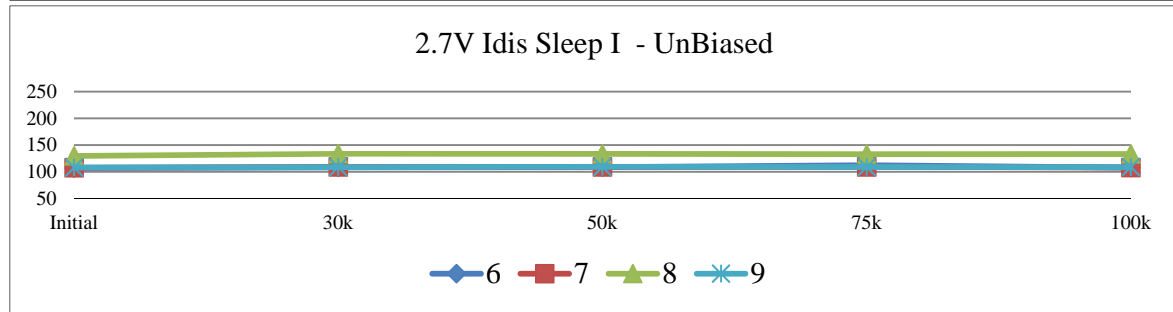
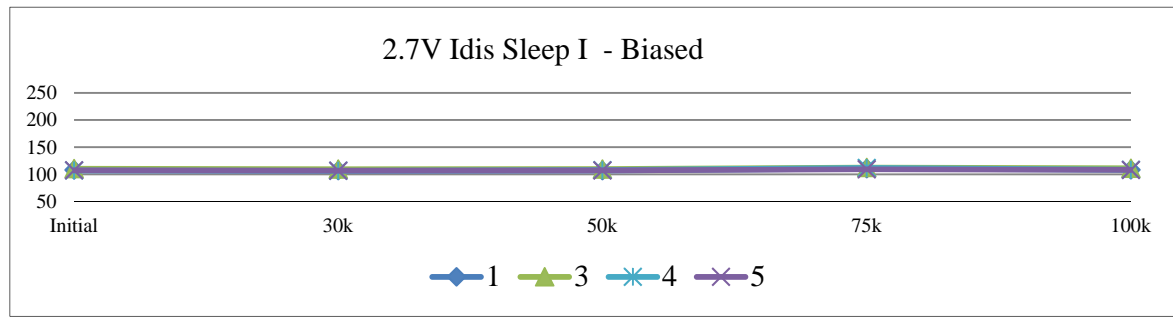
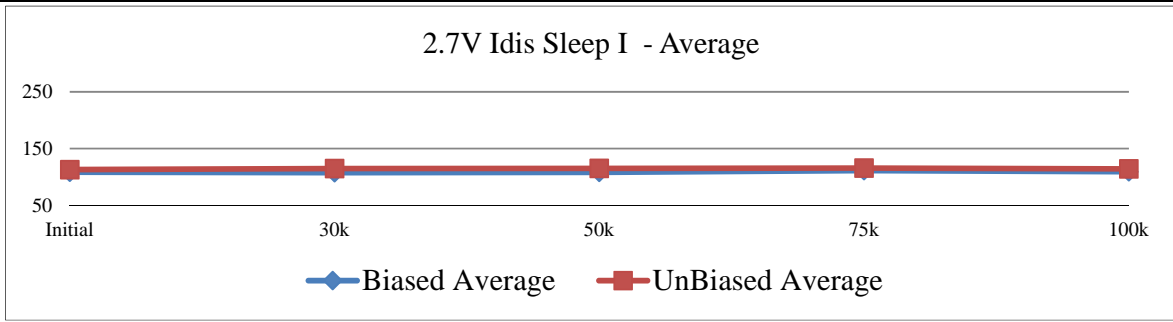
2.7V IQ Supply I - Biased



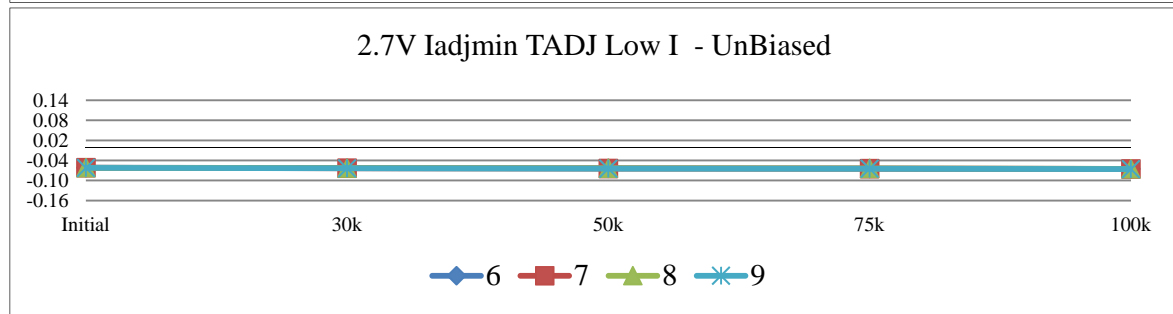
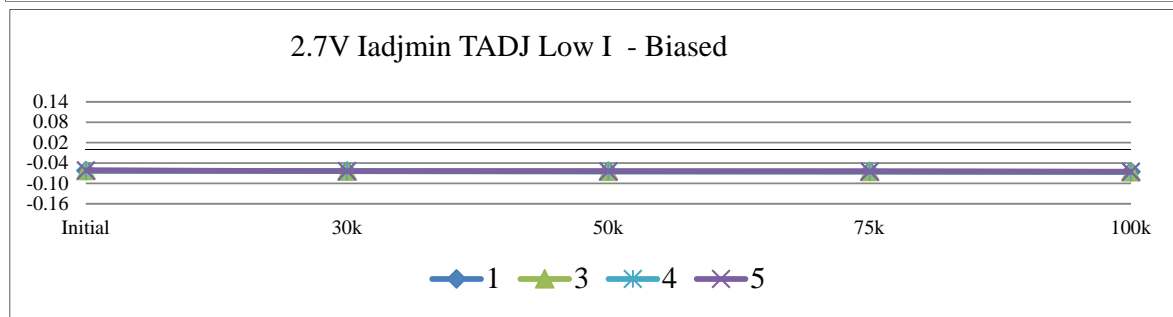
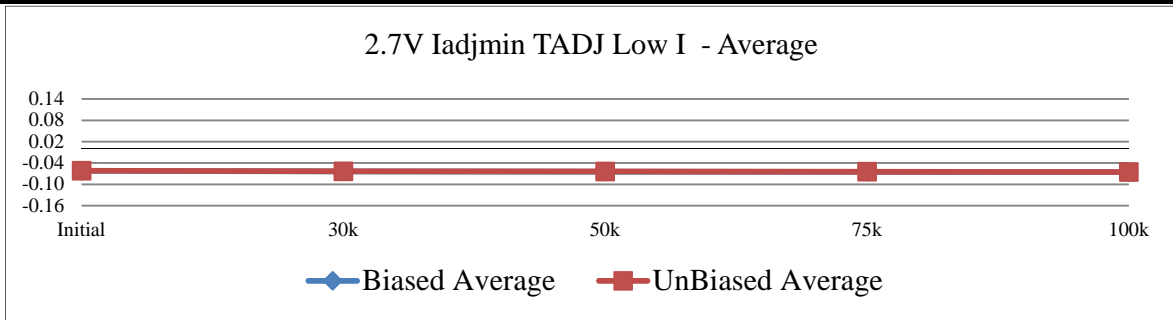
2.7V IQ Supply I - UnBiased



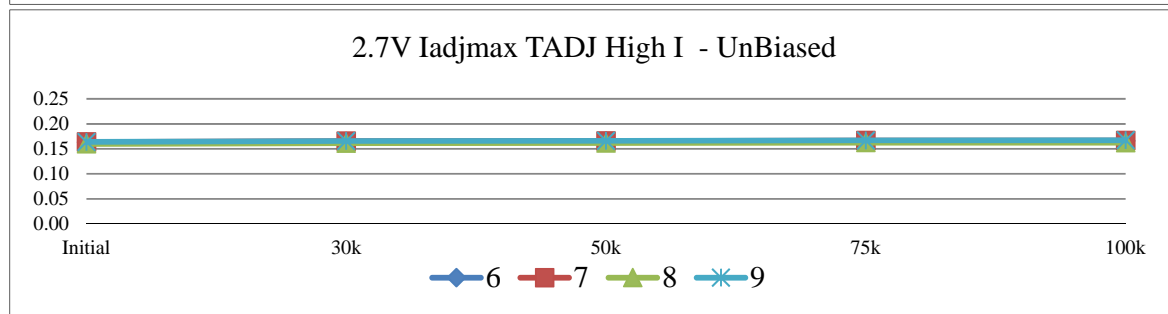
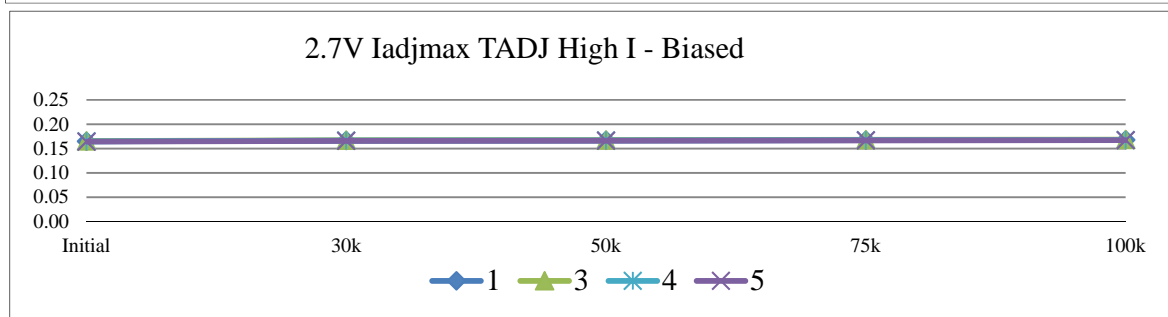
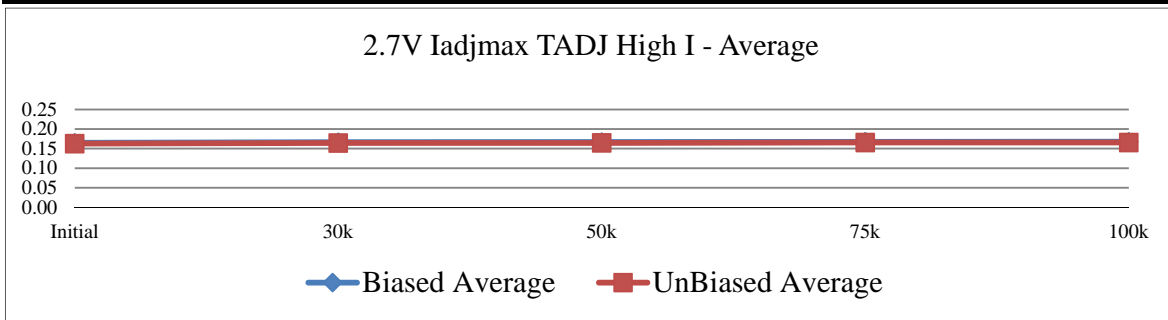
	T#43	2.7V Idis Sleep I					uA
	SN	Initial	30k	50k	75k	100k	Limit
<b>Control</b>	<b>12</b>	<b>107.22354</b>	<b>107.61574</b>	<b>108.08638</b>	<b>107.70986</b>	<b>107.76893</b>	<b>&gt;50</b>
<b>Biased</b>	<b>1</b>	108.32170	107.03528	107.14510	110.62784	108.65544	<b>&lt;250</b>
	<b>3</b>	110.51018	109.67871	109.81206	112.61237	111.21298	
	<b>4</b>	107.27844	106.75290	107.97656	112.10251	108.60052	
	<b>5</b>	107.56867	106.91762	107.37257	109.50615	108.36517	
	<b>Min</b>	107.27844	106.75290	107.14510	109.50615	108.36517	
	<b>Max</b>	110.51018	109.67871	109.81206	112.61237	111.21298	
	<b>Average</b>	108.41975	107.59613	108.07657	111.21222	109.20853	
<b>UnBiased</b>	<b>6</b>	106.91762	108.33739	108.65115	112.14173	107.76109	
	<b>7</b>	107.52946	108.93353	108.99628	109.05119	107.96506	
	<b>8</b>	129.59463	133.59508	133.32837	132.85773	133.24228	
	<b>9</b>	107.95303	108.69036	109.10610	108.77665	108.72605	
	<b>Min</b>	106.91762	108.33739	108.65115	108.77665	107.76109	
	<b>Max</b>	129.59463	133.59508	133.32837	132.85773	133.24228	
	<b>Average</b>	112.99869	114.88909	115.02048	115.70683	114.42362	



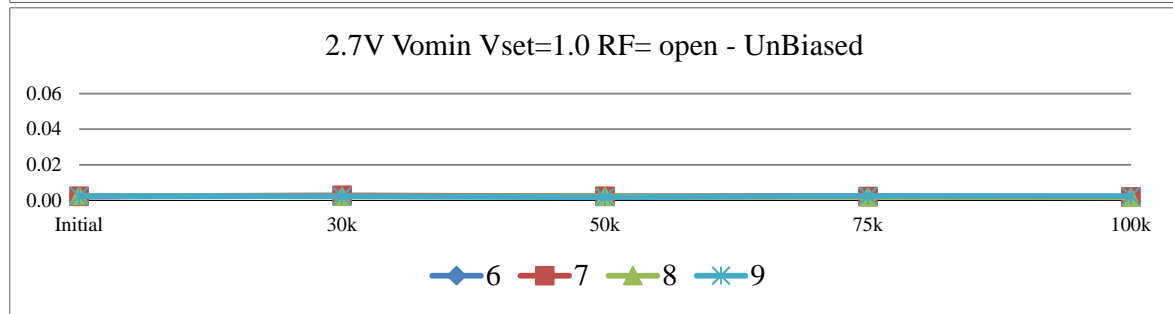
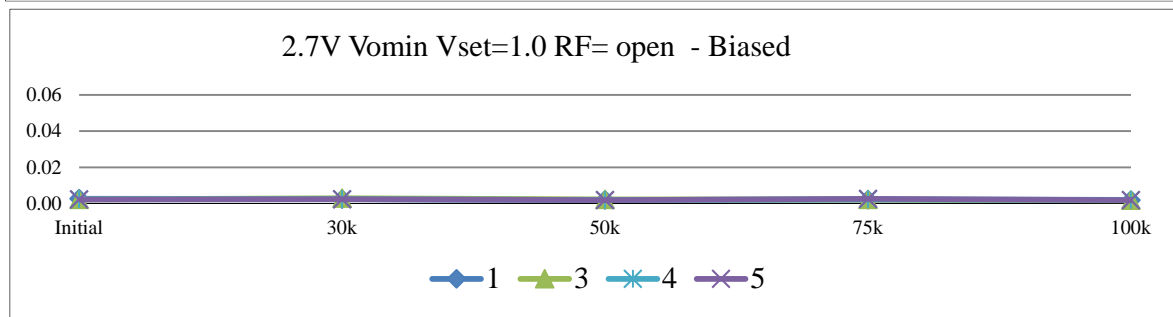
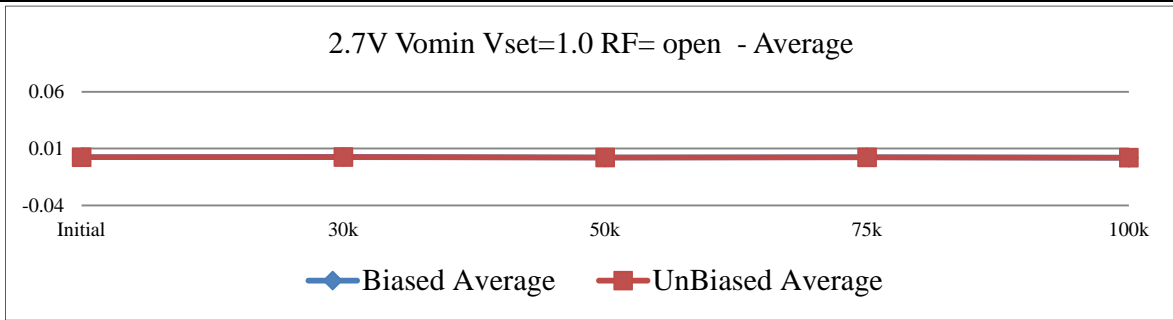
	T#44	2.7V Iadjmin TADJ Low I					mA
	SN	Initial	30k	50k	75k	100k	Limit
<b>Control</b>	<b>12</b>	<b>-0.06221</b>	<b>-0.06218</b>	<b>-0.06218</b>	<b>-0.06201</b>	<b>-0.06220</b>	<b>&gt;-0.16</b>
<b>Biased</b>	<b>1</b>	-0.06226	-0.06374	-0.06422	-0.06469	-0.06563	
	<b>3</b>	-0.06256	-0.06419	-0.06471	-0.06523	-0.06610	
	<b>4</b>	-0.06229	-0.06407	-0.06498	-0.06530	-0.06630	
	<b>5</b>	-0.06193	-0.06360	-0.06416	-0.06463	-0.06558	
	<b>Min</b>	-0.06256	-0.06419	-0.06498	-0.06530	-0.06630	
	<b>Max</b>	-0.06193	-0.06360	-0.06416	-0.06463	-0.06558	
	<b>Average</b>	-0.06226	-0.06390	-0.06452	-0.06496	-0.06590	
<b>UnBiased</b>	<b>6</b>	-0.06161	-0.06323	-0.06381	-0.06433	-0.06522	
	<b>7</b>	-0.06177	-0.06334	-0.06386	-0.06444	-0.06532	
	<b>8</b>	-0.06182	-0.06323	-0.06372	-0.06416	-0.06504	
	<b>9</b>	-0.06218	-0.06375	-0.06434	-0.06480	-0.06583	
	<b>Min</b>	-0.06218	-0.06375	-0.06434	-0.06480	-0.06583	
	<b>Max</b>	-0.06161	-0.06323	-0.06372	-0.06416	-0.06504	
	<b>Average</b>	-0.06185	-0.06339	-0.06393	-0.06443	-0.06535	



T#45	2.7V Iadjmax TADJ High I						mA
SN	Initial	30k	50k	75k	100k	Limit	
<b>Control</b>	<b>12</b>	<b>0.16436</b>	<b>0.16448</b>	<b>0.16429</b>	<b>0.16448</b>	<b>0.16439</b>	<b>&lt;0.29</b>
<b>Biased</b>	<b>1</b>	0.16481	0.16654	0.16683	0.16732	0.16773	
	<b>3</b>	0.16550	0.16718	0.16747	0.16807	0.16847	
	<b>4</b>	0.16478	0.16646	0.16681	0.16725	0.16755	
	<b>5</b>	0.16423	0.16579	0.16619	0.16675	0.16711	
	<b>Min</b>	0.16423	0.16579	0.16619	0.16675	0.16711	
	<b>Max</b>	0.16550	0.16718	0.16747	0.16807	0.16847	
	<b>Average</b>	0.16483	0.16649	0.16683	0.16735	0.16772	
<b>UnBiased</b>	<b>6</b>	0.16329	0.16493	0.16530	0.16611	0.16610	
	<b>7</b>	0.16372	0.16539	0.16572	0.16658	0.16677	
	<b>8</b>	0.15988	0.16117	0.16154	0.16248	0.16234	
	<b>9</b>	0.16398	0.16569	0.16599	0.16686	0.16721	
	<b>Min</b>	0.15988	0.16117	0.16154	0.16248	0.16234	
	<b>Max</b>	0.16398	0.16569	0.16599	0.16686	0.16721	
	<b>Average</b>	0.16272	0.16430	0.16464	0.16551	0.16561	

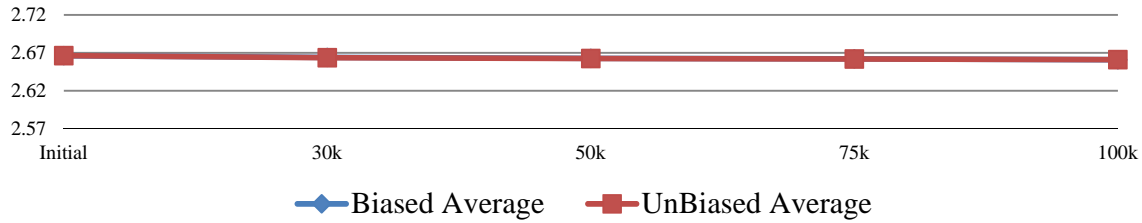


T#46	2.7V VomIn Vset=1.0 RF= open						V
SN	Initial	30k	50k	75k	100k	Limit	
<b>Control</b>	<b>12</b>	<b>0.00234</b>	<b>0.00240</b>	<b>0.00228</b>	<b>0.00228</b>	<b>0.00177</b>	<b>&gt;0</b>
<b>Biased</b>	<b>1</b>	0.00272	0.00253	0.00203	0.00215	0.00196	<b>&lt;0.06</b>
	<b>3</b>	0.00234	0.00303	0.00234	0.00228	0.00184	
	<b>4</b>	0.00240	0.00247	0.00203	0.00247	0.00209	
	<b>5</b>	0.00228	0.00240	0.00196	0.00265	0.00196	
	<b>Min</b>	0.00228	0.00240	0.00196	0.00215	0.00184	
	<b>Max</b>	0.00272	0.00303	0.00234	0.00265	0.00209	
	<b>Average</b>	0.00244	0.00261	0.00209	0.00239	0.00196	
<b>UnBiased</b>	<b>6</b>	0.00215	0.00253	0.00228	0.00247	0.00190	
	<b>7</b>	0.00234	0.00290	0.00234	0.00221	0.00196	
	<b>8</b>	0.00272	0.00228	0.00234	0.00209	0.00171	
	<b>9</b>	0.00247	0.00234	0.00178	0.00253	0.00246	
	<b>Min</b>	0.00215	0.00228	0.00178	0.00209	0.00171	
	<b>Max</b>	0.00272	0.00290	0.00234	0.00253	0.00246	
	<b>Average</b>	0.00242	0.00251	0.00219	0.00233	0.00201	

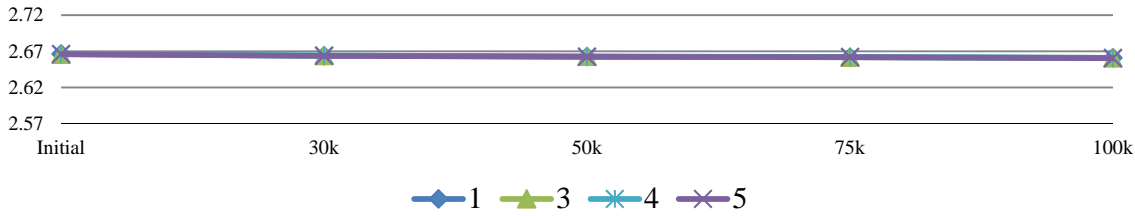


T#47	2.7V Vomax Vset=1.0 RF=-5dBm					V	
SN	Initial	30k	50k	75k	100k	Limit	
<b>Control</b>	<b>12</b>	<b>2.66618</b>	<b>2.66581</b>	<b>2.66568</b>	<b>2.66556</b>	<b>2.66558</b>	<b>&gt;2.57</b>
<b>Biased</b>	<b>1</b>	2.66631	2.66374	2.66255	2.66179	2.66100	<b>&lt;2.7</b>
	<b>3</b>	2.66599	2.66418	2.66305	2.66173	2.66094	
	<b>4</b>	2.66637	2.66436	2.66280	2.66236	2.66100	
	<b>5</b>	2.66606	2.66367	2.66230	2.66198	2.66044	
	<b>Min</b>	2.66599	2.66367	2.66230	2.66173	2.66044	
	<b>Max</b>	2.66637	2.66436	2.66305	2.66236	2.66100	
	<b>Average</b>	2.66618	2.66399	2.66268	2.66197	2.66085	
<b>UnBiased</b>	<b>6</b>	2.66624	2.66324	2.66223	2.66198	2.66082	
	<b>7</b>	2.66612	2.66355	2.66242	2.66142	2.66075	
	<b>8</b>	2.66643	2.66336	2.66261	2.66173	2.66113	
	<b>9</b>	2.66612	2.66355	2.66211	2.66223	2.66119	
	<b>Min</b>	2.66612	2.66324	2.66211	2.66142	2.66075	
	<b>Max</b>	2.66643	2.66355	2.66261	2.66223	2.66119	
	<b>Average</b>	2.66623	2.66343	2.66234	2.66184	2.66097	

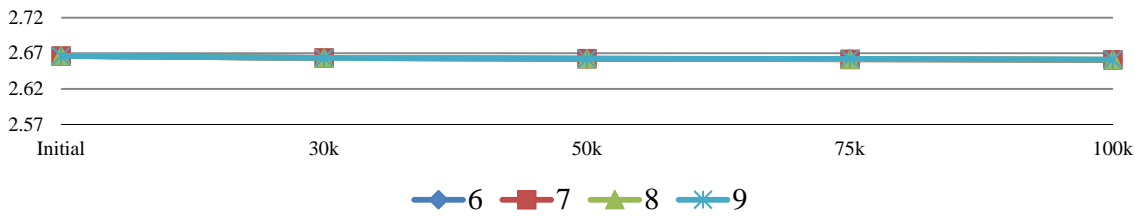
2.7V Vomax Vset=1.0 RF=-5dBm - Average



2.7V Vomax Vset=1.0 RF=-5dBm - Biased

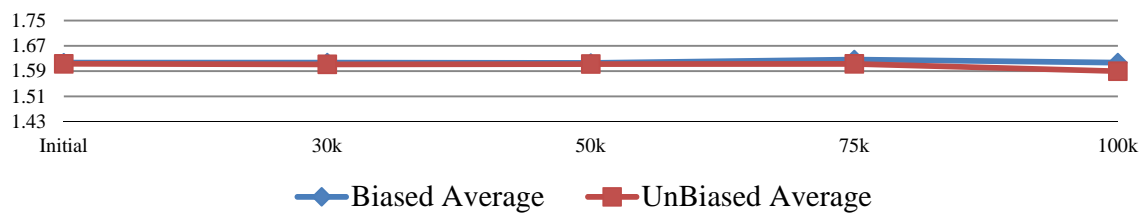


2.7V Vomax Vset=1.0 RF=-5dBm - UnBiased

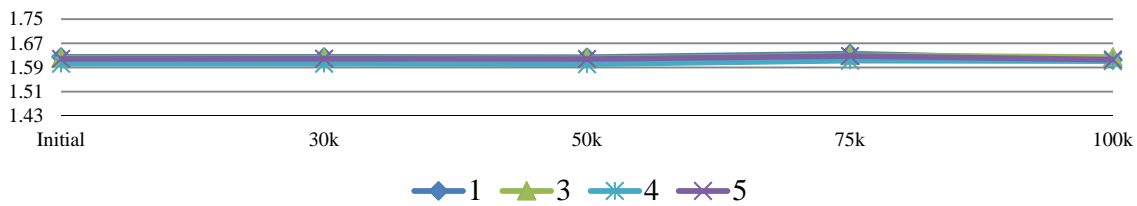


T#48	Rfin=-10dBm 2.7V/100MHz VOUT						V
SN	Initial	30k	50k	75k	100k	Limit	
<b>Control</b>	<b>12</b>	<b>1.56035</b>	<b>1.56095</b>	<b>1.56067</b>	<b>1.56278</b>	<b>1.55125</b>	<b>&gt;1.43</b>
<b>Biased</b>	<b>1</b>	1.62491	1.62488	1.62383	1.63584	1.61546	<b>&lt;1.79</b>
	<b>3</b>	1.62079	1.62102	1.61987	1.63002	1.62465	
	<b>4</b>	1.60216	1.60244	1.60074	1.61274	1.61068	
	<b>5</b>	1.61828	1.61895	1.61770	1.62788	1.61607	
	<b>Min</b>	1.60216	1.60244	1.60074	1.61274	1.61068	
	<b>Max</b>	1.62491	1.62488	1.62383	1.63584	1.62465	
	<b>Average</b>	1.61654	1.61682	1.61554	1.62662	1.61672	
<b>UnBiased</b>	<b>6</b>	1.58059	1.57850	1.57915	1.58040	1.55803	
	<b>7</b>	1.63031	1.62892	1.62968	1.62979	1.56338	
	<b>8</b>	1.61002	1.60822	1.60956	1.60954	1.61483	
	<b>9</b>	1.63146	1.62921	1.63048	1.63186	1.62205	
	<b>Min</b>	1.58059	1.57850	1.57915	1.58040	1.55803	
	<b>Max</b>	1.63146	1.62921	1.63048	1.63186	1.62205	
	<b>Average</b>	1.61310	1.61121	1.61222	1.61290	1.58957	

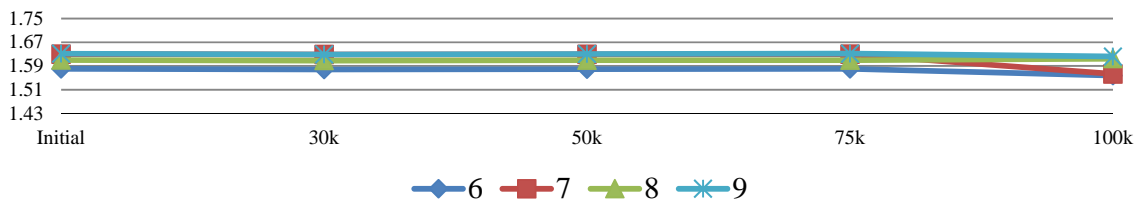
Rfin=-10dBm 2.7V/100MHz VOUT - Average



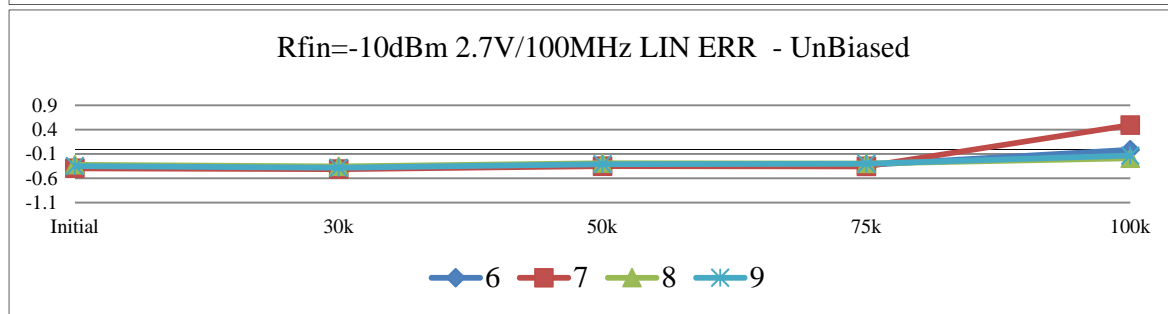
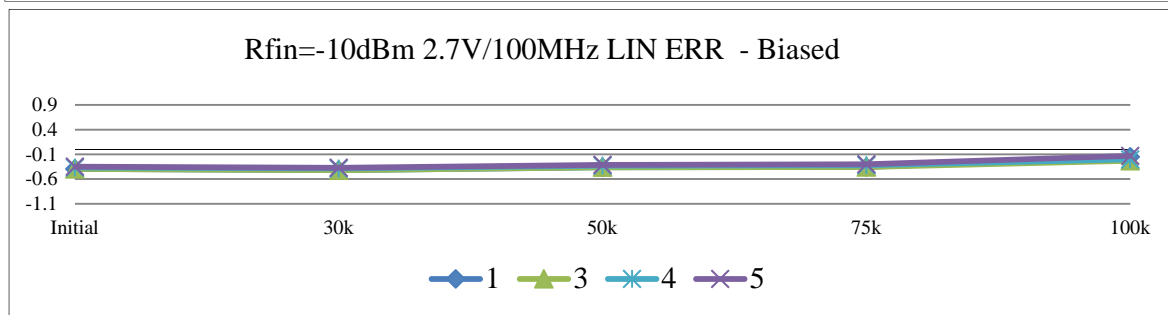
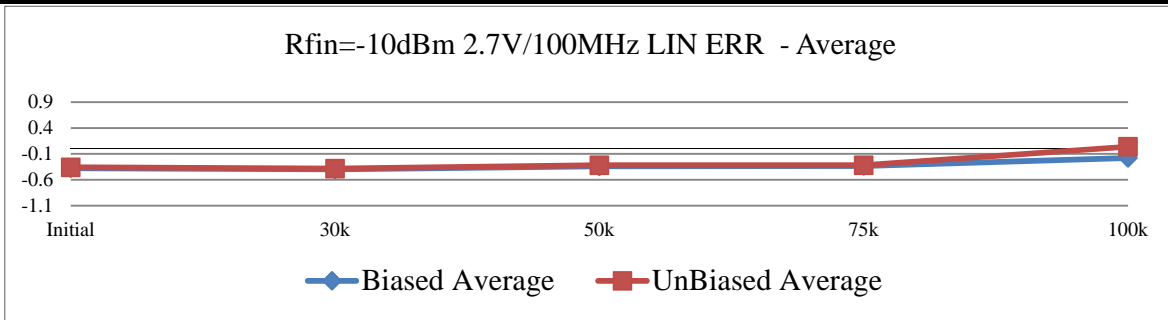
Rfin=-10dBm 2.7V/100MHz VOUT - Biased



Rfin=-10dBm 2.7V/100MHz VOUT - UnBiased



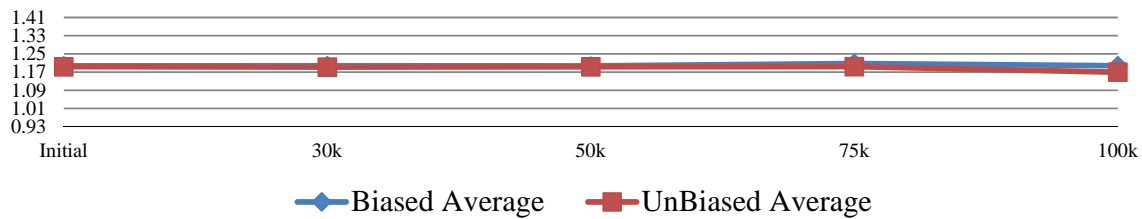
T#49	Rfin=-10dBm 2.7V/100MHz LIN ERR						dB
SN	Initial	30k	50k	75k	100k	Limit	
<b>Control</b>	<b>12</b>	<b>-0.30663</b>	<b>-0.44935</b>	<b>-0.36893</b>	<b>-0.38908</b>	<b>-0.20085</b>	<b>+/-1.1</b>
<b>Biased</b>	<b>1</b>	-0.39518	-0.42232	-0.36315	-0.35725	-0.15048	
	<b>3</b>	-0.39618	-0.42224	-0.36121	-0.35583	-0.23163	
	<b>4</b>	-0.36618	-0.38614	-0.32917	-0.31905	-0.20072	
	<b>5</b>	-0.34796	-0.37166	-0.31248	-0.30010	-0.13047	
	<b>Min</b>	-0.39618	-0.42232	-0.36315	-0.35725	-0.23163	
	<b>Max</b>	-0.34796	-0.37166	-0.31248	-0.30010	-0.13047	
	<b>Average</b>	-0.37638	-0.40059	-0.34150	-0.33306	-0.17833	
<b>UnBiased</b>	<b>6</b>	-0.36775	-0.38368	-0.32337	-0.32464	-0.01224	
	<b>7</b>	-0.39581	-0.41222	-0.35068	-0.35523	0.49472	
	<b>8</b>	-0.32367	-0.35530	-0.29049	-0.29617	-0.18966	
	<b>9</b>	-0.34894	-0.38312	-0.30993	-0.30016	-0.13368	
	<b>Min</b>	-0.39581	-0.41222	-0.35068	-0.35523	-0.18966	
	<b>Max</b>	-0.32367	-0.35530	-0.29049	-0.29617	0.49472	
	<b>Average</b>	-0.35904	-0.38358	-0.31862	-0.31905	0.03979	



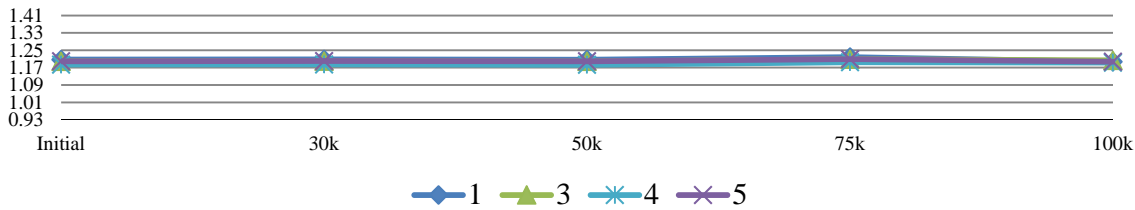


T#50	Rfin=-30dBm 2.7V/100MHz VOUT						V
SN	Initial	30k	50k	75k	100k	Limit	
<b>Control</b>	<b>12</b>	<b>1.14306</b>	<b>1.14400</b>	<b>1.14346</b>	<b>1.14575</b>	<b>1.13374</b>	<b>&gt;0.93</b>
<b>Biased</b>	<b>1</b>	1.20728	1.20769	1.20676	1.21857	1.19741	<b>&lt;1.43</b>
	<b>3</b>	1.19895	1.19981	1.19876	1.20869	1.20329	
	<b>4</b>	1.18399	1.18501	1.18312	1.19496	1.19289	
	<b>5</b>	1.19929	1.20051	1.19935	1.20922	1.19743	
	<b>Min</b>	1.18399	1.18501	1.18312	1.19496	1.19289	
	<b>Max</b>	1.20728	1.20769	1.20676	1.21857	1.20329	
	<b>Average</b>	1.19738	1.19826	1.19700	1.20786	1.19776	
<b>UnBiased</b>	<b>6</b>	1.16481	1.16314	1.16393	1.16543	1.14133	
	<b>7</b>	1.21021	1.20931	1.21002	1.21034	1.14172	
	<b>8</b>	1.18702	1.18557	1.18703	1.18710	1.19246	
	<b>9</b>	1.21194	1.21017	1.21108	1.21293	1.20332	
	<b>Min</b>	1.16481	1.16314	1.16393	1.16543	1.14133	
	<b>Max</b>	1.21194	1.21017	1.21108	1.21293	1.20332	
	<b>Average</b>	1.19350	1.19205	1.19302	1.19395	1.16971	

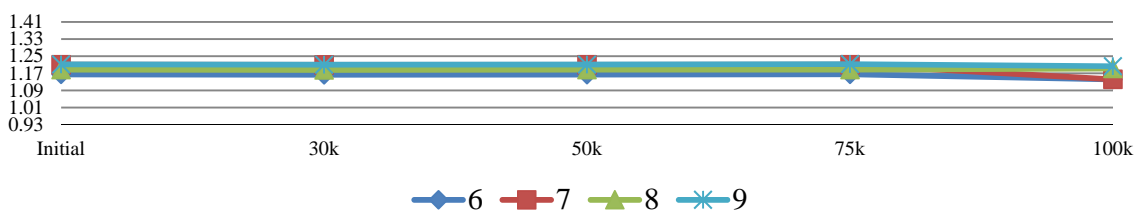
Rfin=-30dBm 2.7V/100MHz VOUT - Average



Rfin=-30dBm 2.7V/100MHz VOUT - Biased

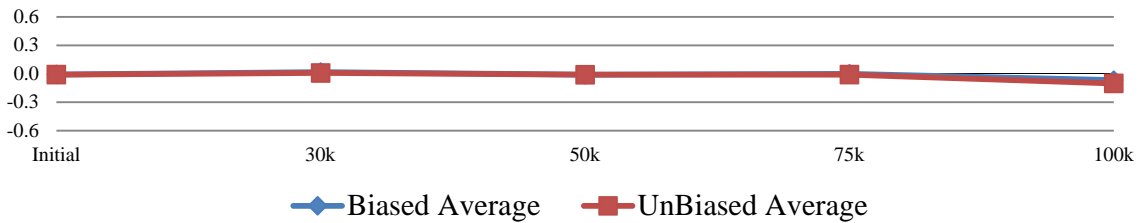


Rfin=-30dBm 2.7V/100MHz VOUT - UnBiased

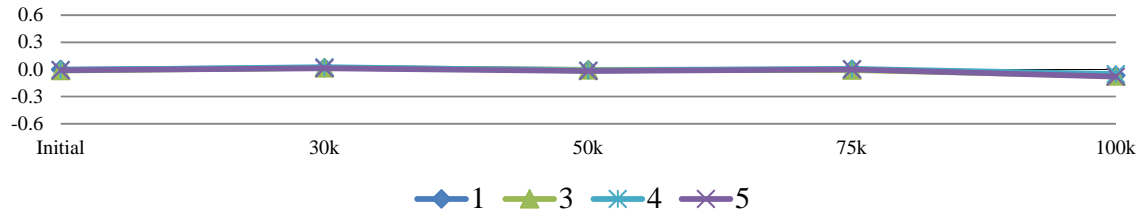


T#51	Rfin=-30dBm 2.7V/100MHz LIN ERR						dB
SN	Initial	30k	50k	75k	100k	Limit	
<b>Control</b>	<b>12</b>	<b>-0.03651</b>	<b>0.03047</b>	<b>0.01070</b>	<b>0.00644</b>	<b>-0.05423</b>	<b>+/-0.6</b>
<b>Biased</b>	<b>1</b>	-0.00125	0.01736	-0.00475	0.00137	-0.06573	
	<b>3</b>	-0.01245	0.01743	-0.00550	-0.00732	-0.07265	
	<b>4</b>	-0.00548	0.02453	-0.01321	0.00562	-0.05122	
	<b>5</b>	-0.00914	0.01288	-0.01764	-0.00142	-0.07968	
	<b>Min</b>	-0.01245	0.01288	-0.01764	-0.00732	-0.07968	
	<b>Max</b>	-0.00125	0.02453	-0.00475	0.00562	-0.05122	
	<b>Average</b>	-0.00708	0.01805	-0.01028	-0.00044	-0.06732	
<b>UnBiased</b>	<b>6</b>	-0.01462	0.01500	-0.00229	0.00219	-0.08418	
	<b>7</b>	-0.01259	0.01222	-0.00500	-0.01637	-0.19076	
	<b>8</b>	-0.00403	0.00053	-0.00979	-0.01749	-0.06761	
	<b>9</b>	-0.00710	0.00644	-0.02301	-0.00328	-0.06737	
	<b>Min</b>	-0.01462	0.00053	-0.02301	-0.01749	-0.19076	
	<b>Max</b>	-0.00403	0.01500	-0.00229	0.00219	-0.06737	
	<b>Average</b>	-0.00959	0.00855	-0.01002	-0.00874	-0.10248	

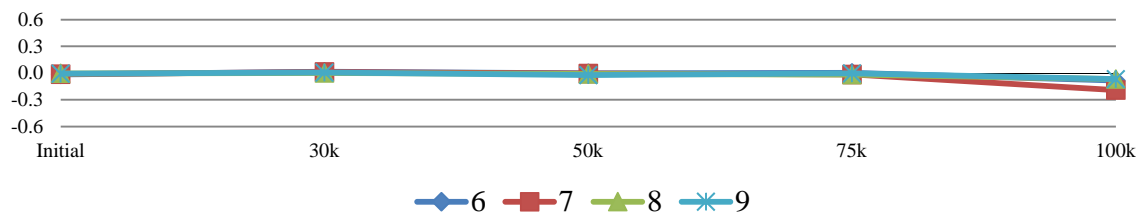
Rfin=-30dBm 2.7V/100MHz LIN ERR - Average



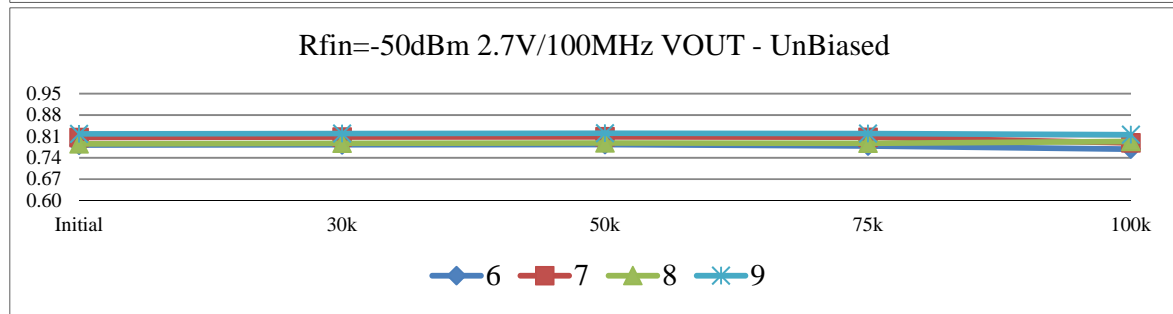
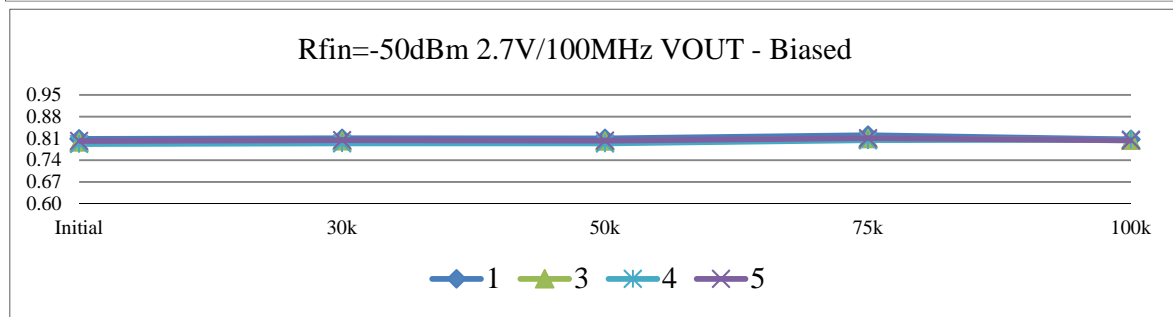
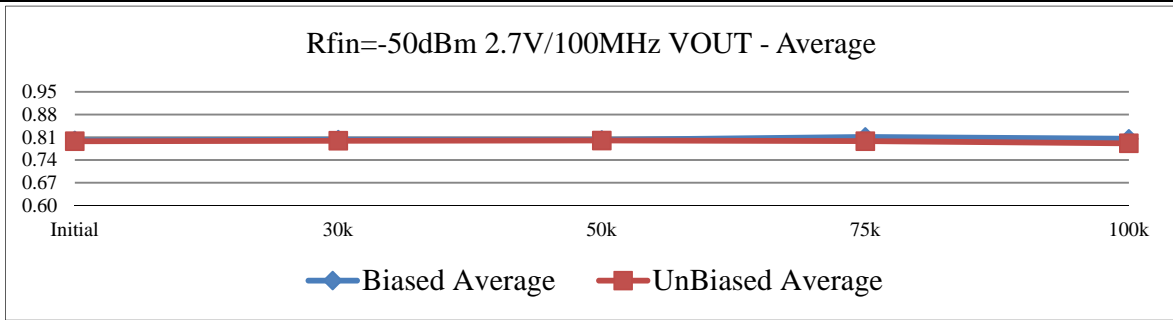
Rfin=-30dBm 2.7V/100MHz LIN ERR - Biased



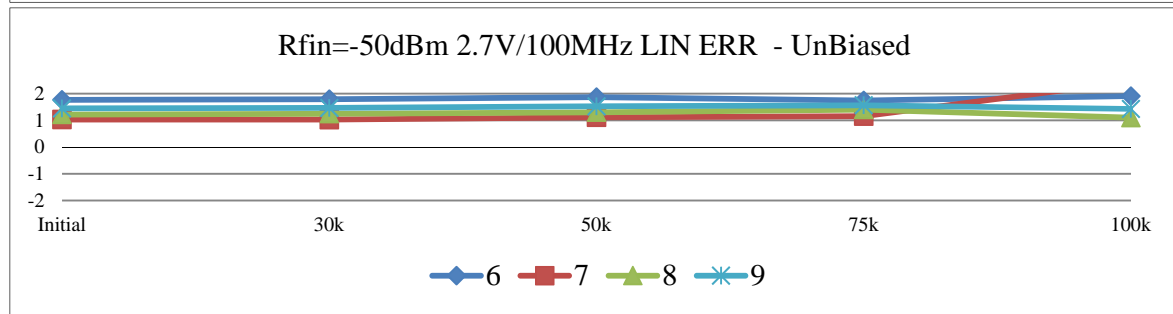
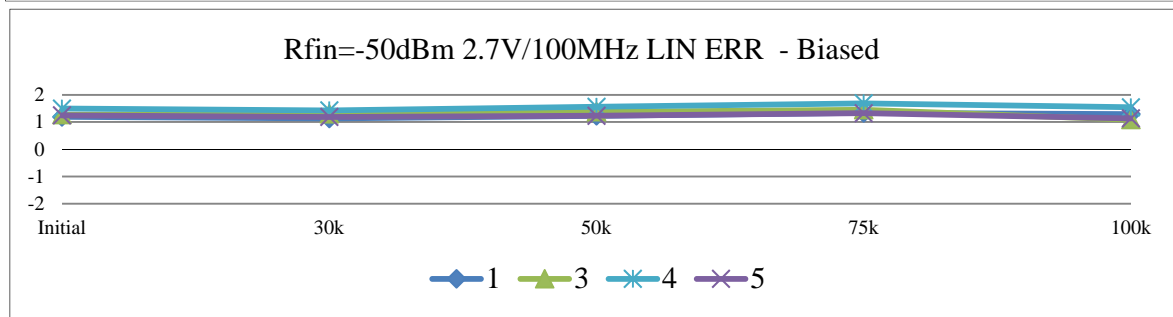
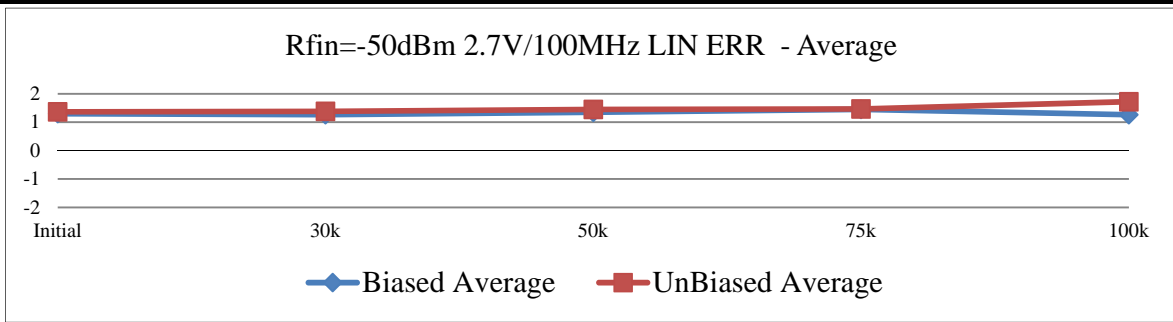
Rfin=-30dBm 2.7V/100MHz LIN ERR - UnBiased



T#52	Rfin=-50dBm 2.7V/100MHz VOUT						V
SN	Initial	30k	50k	75k	100k	Limit	
<b>Control</b>	<b>12</b>	<b>0.75354</b>	<b>0.75511</b>	<b>0.75449</b>	<b>0.75608</b>	<b>0.74901</b>	<b>&gt;0.59</b>
<b>Biased</b>	<b>1</b>	0.80848	0.81016	0.80984	0.82022	0.80686	<b>&lt;0.95</b>
	<b>3</b>	0.79833	0.80211	0.80121	0.80929	0.80394	
	<b>4</b>	0.79195	0.79397	0.79374	0.80411	0.80624	
	<b>5</b>	0.80169	0.80419	0.80281	0.81056	0.80395	
	<b>Min</b>	0.79195	0.79397	0.79374	0.80411	0.80394	
	<b>Max</b>	0.80848	0.81016	0.80984	0.82022	0.80686	
	<b>Average</b>	0.80011	0.80261	0.80190	0.81105	0.80525	
<b>UnBiased</b>	<b>6</b>	0.78111	0.78217	0.78296	0.77838	0.76812	
	<b>7</b>	0.80615	0.80766	0.80842	0.80676	0.78854	
	<b>8</b>	0.78528	0.78732	0.78812	0.78717	0.79304	
	<b>9</b>	0.81802	0.81922	0.82005	0.81906	0.81532	
	<b>Min</b>	0.78111	0.78217	0.78296	0.77838	0.76812	
	<b>Max</b>	0.81802	0.81922	0.82005	0.81906	0.81532	
	<b>Average</b>	0.79764	0.79909	0.79989	0.79784	0.79126	

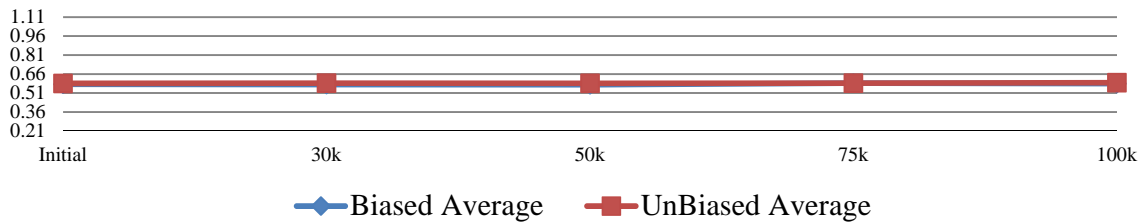


T#53	Rfin=-50dBm 2.7V/100MHz LIN ERR						dB
SN	Initial	30k	50k	75k	100k	Limit	
<b>Control</b>	<b>12</b>	<b>1.27438</b>	<b>1.57858</b>	<b>1.64595</b>	<b>1.77665</b>	<b>1.61704</b>	<b>+/-2.1</b>
<b>Biased</b>	<b>1</b>	1.18847	1.13163	1.22896	1.33873	1.29403	
	<b>3</b>	1.26969	1.30283	1.37635	1.45170	1.08786	
	<b>4</b>	1.49479	1.42801	1.56007	1.68733	1.54317	
	<b>5</b>	1.24557	1.18809	1.23104	1.32648	1.13490	
	<b>Min</b>	1.18847	1.13163	1.22896	1.32648	1.08786	
	<b>Max</b>	1.49479	1.42801	1.56007	1.68733	1.54317	
	<b>Average</b>	1.29963	1.26264	1.34911	1.45106	1.26499	
<b>UnBiased</b>	<b>6</b>	1.76609	1.79178	1.86898	1.74154	1.90446	
	<b>7</b>	1.03120	1.02752	1.11254	1.15453	2.45014	
	<b>8</b>	1.21640	1.24359	1.29976	1.40056	1.09954	
	<b>9</b>	1.44551	1.46435	1.52396	1.56123	1.42692	
	<b>Min</b>	1.03120	1.02752	1.11254	1.15453	1.09954	
	<b>Max</b>	1.76609	1.79178	1.86898	1.74154	2.45014	
	<b>Average</b>	1.36480	1.38181	1.45131	1.46447	1.72027	

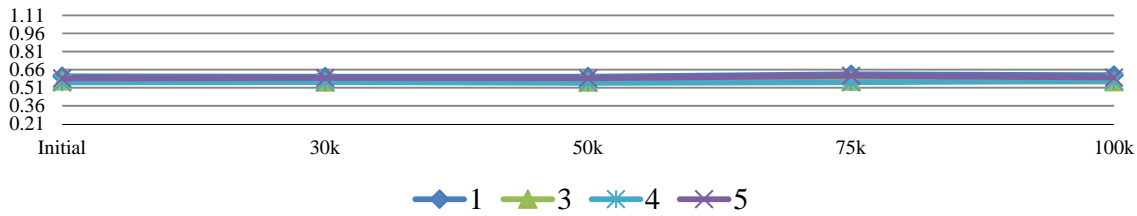


	T#54	OFFSET (No RF) @ 2.7V/100MHz					dB
	SN	Initial	30k	50k	75k	100k	Limit
<b>Control</b>	<b>12</b>	<b>0.50592</b>	<b>0.50929</b>	<b>0.50934</b>	<b>0.51033</b>	<b>0.50668</b>	<b>&gt;0.21</b>
<b>Biased</b>	<b>1</b>	0.60521	0.60219	0.60293	0.62161	0.61509	<b>&lt;1.11</b>
	<b>3</b>	0.56718	0.55704	0.55804	0.56533	0.56018	
	<b>4</b>	0.55326	0.55598	0.55039	0.55480	0.56525	
	<b>5</b>	0.58765	0.59026	0.58780	0.60873	0.59461	
	<b>Min</b>	0.55326	0.55598	0.55039	0.55480	0.56018	
	<b>Max</b>	0.60521	0.60219	0.60293	0.62161	0.61509	
	<b>Average</b>	0.57833	0.57637	0.57479	0.58762	0.58378	
<b>UnBiased</b>	<b>6</b>	0.56656	0.56707	0.56824	0.57019	0.57161	<b>&lt;1.11</b>
	<b>7</b>	0.61822	0.62212	0.61889	0.62045	0.62597	
	<b>8</b>	0.55333	0.55437	0.55477	0.55382	0.56147	
	<b>9</b>	0.60370	0.60434	0.60411	0.60318	0.60547	
	<b>Min</b>	0.55333	0.55437	0.55477	0.55382	0.56147	
	<b>Max</b>	0.61822	0.62212	0.61889	0.62045	0.62597	
	<b>Average</b>	0.58545	0.58698	0.58650	0.58691	0.59113	

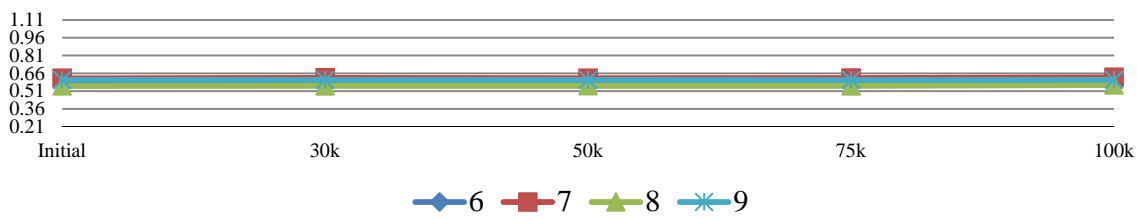
OFFSET (No RF) @ 2.7V/100MHz - Average



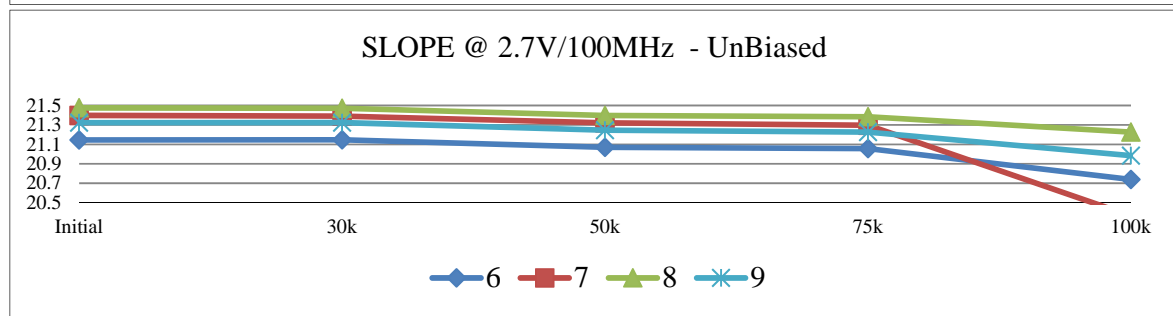
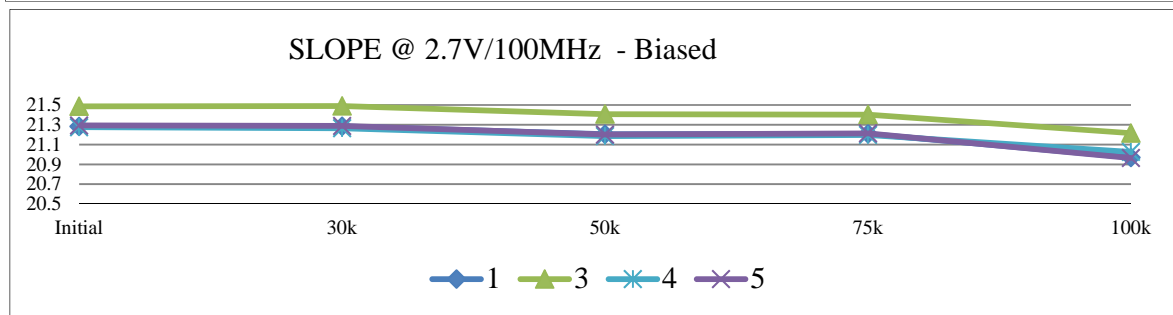
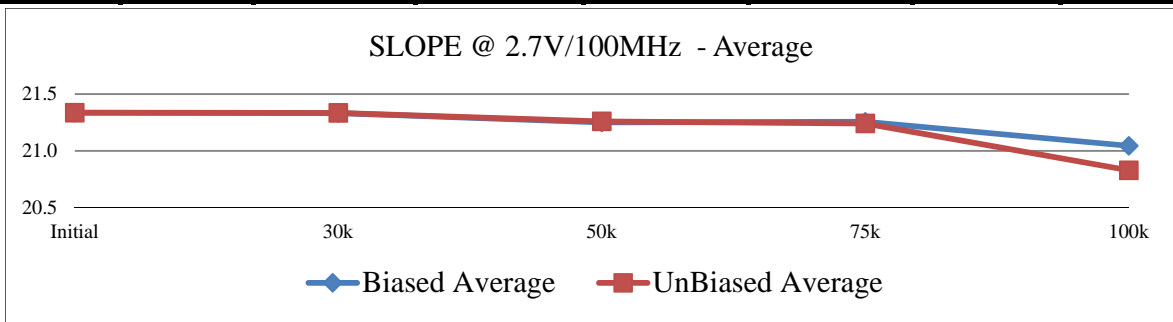
OFFSET (No RF) @ 2.7V/100MHz - Biased



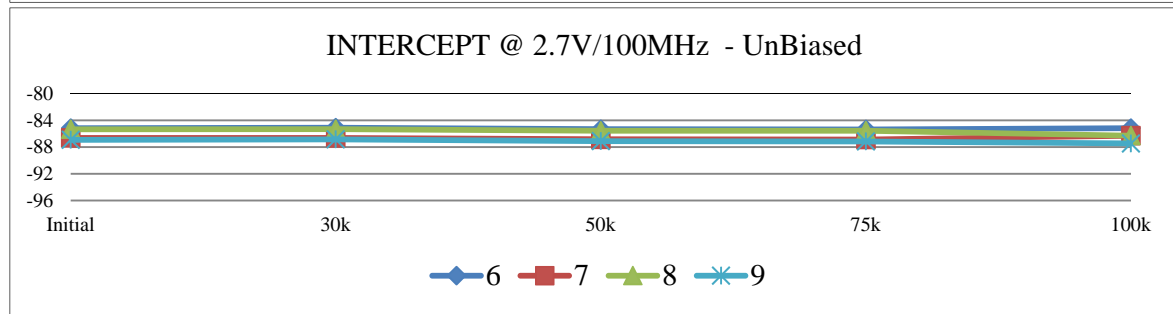
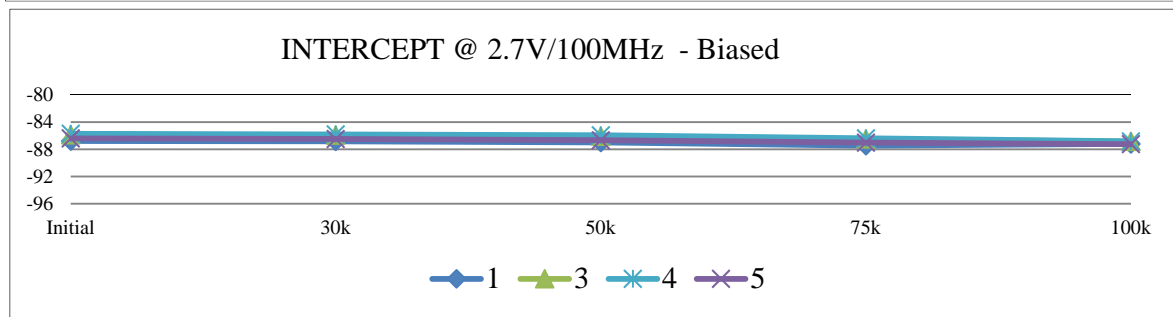
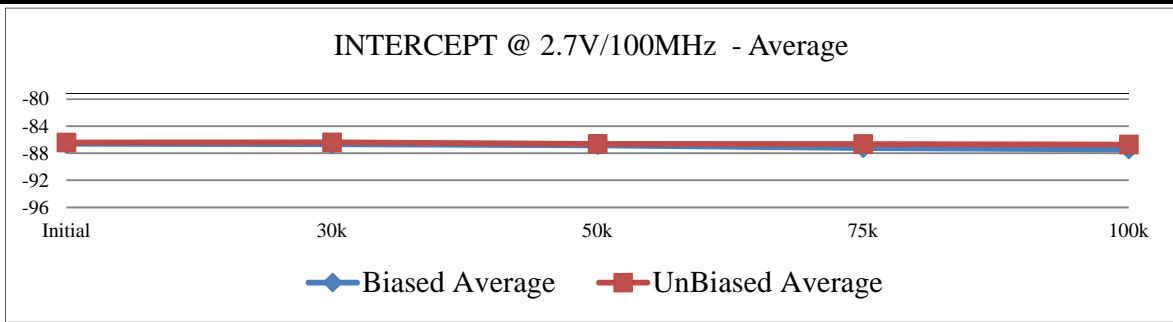
OFFSET (No RF) @ 2.7V/100MHz - UnBiased



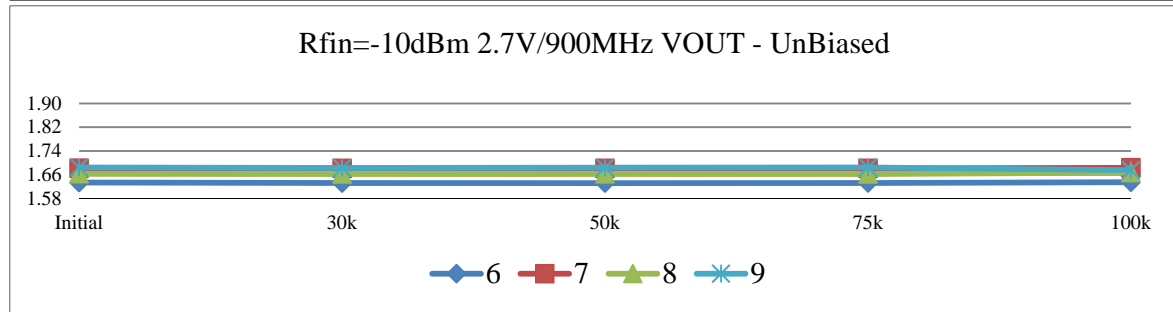
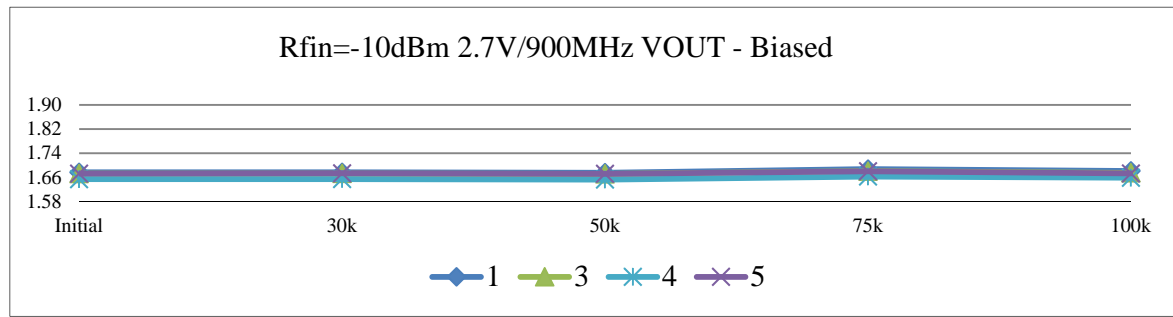
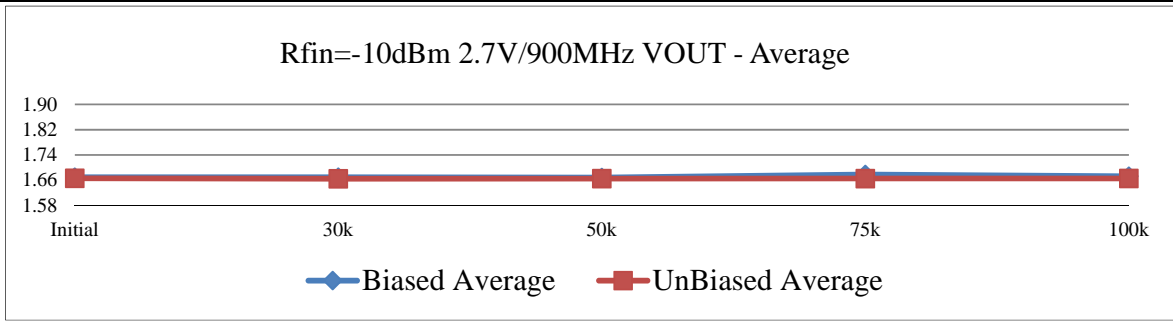
	T#55	SLOPE @ 2.7V/100MHz					mV/dB
	SN	Initial	30k	50k	75k	100k	Limit
<b>Control</b>	<b>12</b>	<b>21.12268</b>	<b>21.31638</b>	<b>21.23518</b>	<b>21.23554</b>	<b>21.00855</b>	<b>&gt;20.5</b>
<b>Biased</b>	<b>1</b>	21.28403	21.28436	21.20471	21.20806	20.97015	<b>&lt;21.9</b>
	<b>3</b>	21.48736	21.48985	21.40757	21.40277	21.21556	
	<b>4</b>	21.27558	21.26571	21.18657	21.19728	21.02547	
	<b>5</b>	21.29371	21.28860	21.20145	21.21368	20.96401	
	<b>Min</b>	21.27558	21.26571	21.18657	21.19728	20.96401	
	<b>Max</b>	21.48736	21.48985	21.40757	21.40277	21.21556	
	<b>Average</b>	21.33517	21.33213	21.25008	21.25545	21.04380	
<b>UnBiased</b>	<b>6</b>	21.14529	21.14749	21.07040	21.05712	20.73924	
	<b>7</b>	21.39826	21.39127	21.32236	21.29721	20.36450	
	<b>8</b>	21.47613	21.47107	21.39780	21.38401	21.22673	
	<b>9</b>	21.32327	21.32439	21.24591	21.22570	20.98469	
	<b>Min</b>	21.14529	21.14749	21.07040	21.05712	20.36450	
	<b>Max</b>	21.47613	21.47107	21.39780	21.38401	21.22673	
	<b>Average</b>	21.33574	21.33356	21.25912	21.24101	20.82879	



T#56	INTERCEPT @ 2.7V/100MHz						dBm
SN	Initial	30k	50k	75k	100k	Limit	
<b>Control</b>	<b>12</b>	<b>-84.23660</b>	<b>-83.74840</b>	<b>-83.92091</b>	<b>-83.96744</b>	<b>-84.07020</b>	<b>&gt;-95.6</b>
<b>Biased</b>	<b>1</b>	-86.79285	-86.83477	-86.99918	-87.47586	-87.21688	<b>&lt;-78.8</b>
	<b>3</b>	-85.87980	-85.92531	-86.08673	-86.50047	-86.84032	
	<b>4</b>	-85.72498	-85.81070	-85.94072	-86.38707	-86.83713	
	<b>5</b>	-86.39977	-86.49055	-86.67142	-87.02276	-87.24849	
	<b>Min</b>	-86.79285	-86.83477	-86.99918	-87.47586	-87.24849	
	<b>Max</b>	-85.72498	-85.81070	-85.94072	-86.38707	-86.83713	
	<b>Average</b>	-86.19935	-86.26533	-86.42451	-86.84654	-87.03571	
<b>UnBiased</b>	<b>6</b>	-85.17025	-85.09739	-85.32684	-85.36333	-85.16718	
	<b>7</b>	-86.63852	-86.63206	-86.83847	-86.86651	-86.30551	
	<b>8</b>	-85.34512	-85.32793	-85.56845	-85.55019	-86.29527	
	<b>9</b>	-86.91325	-86.85544	-87.11049	-87.16692	-87.46062	
	<b>Min</b>	-86.91325	-86.85544	-87.11049	-87.16692	-87.46062	
	<b>Max</b>	-85.17025	-85.09739	-85.32684	-85.36333	-85.16718	
	<b>Average</b>	-86.01679	-85.97821	-86.21106	-86.23674	-86.30715	

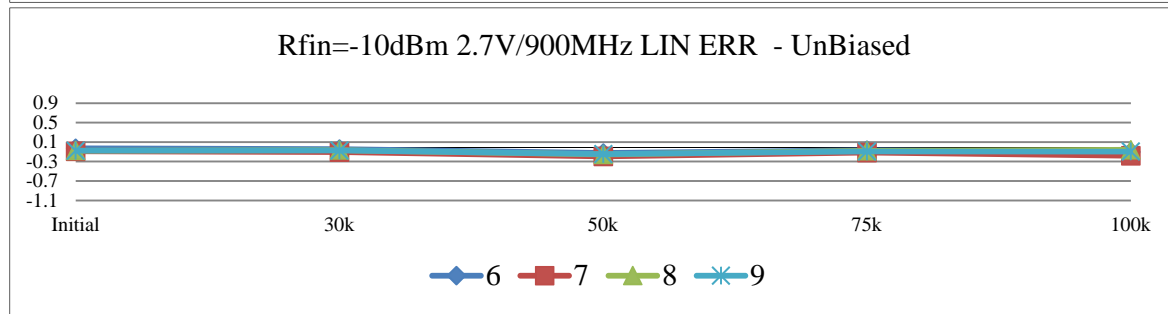

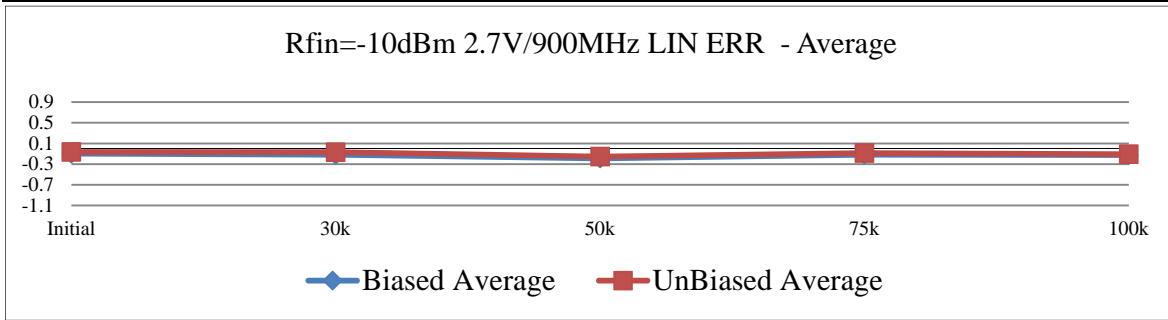


T#57	Rfin=-10dBm 2.7V/900MHz VOUT					V	
SN	Initial	30k	50k	75k	100k	Limit	
<b>Control</b>	<b>12</b>	<b>1.61553</b>	<b>1.61703</b>	<b>1.61611</b>	<b>1.61836</b>	<b>1.61403</b>	<b>&gt;1.58</b>
<b>Biased</b>	<b>1</b>	1.67693	1.67691	1.67573	1.68777	1.68156	<b>&lt;1.94</b>
	<b>3</b>	1.67302	1.67312	1.67178	1.68084	1.67522	
	<b>4</b>	1.65412	1.65453	1.65296	1.66310	1.65887	
	<b>5</b>	1.67274	1.67374	1.67201	1.68052	1.67328	
	<b>Min</b>	1.65412	1.65453	1.65296	1.66310	1.65887	
	<b>Max</b>	1.67693	1.67691	1.67573	1.68777	1.68156	
	<b>Average</b>	1.66920	1.66958	1.66812	1.67806	1.67223	
<b>UnBiased</b>	<b>6</b>	1.63368	1.63192	1.63171	1.63236	1.63472	
	<b>7</b>	1.68203	1.68132	1.68127	1.68120	1.68342	
	<b>8</b>	1.66299	1.66221	1.66238	1.66215	1.66705	
	<b>9</b>	1.68440	1.68267	1.68389	1.68443	1.67553	
	<b>Min</b>	1.63368	1.63192	1.63171	1.63236	1.63472	
	<b>Max</b>	1.68440	1.68267	1.68389	1.68443	1.68342	
	<b>Average</b>	1.66578	1.66453	1.66481	1.66504	1.66518	



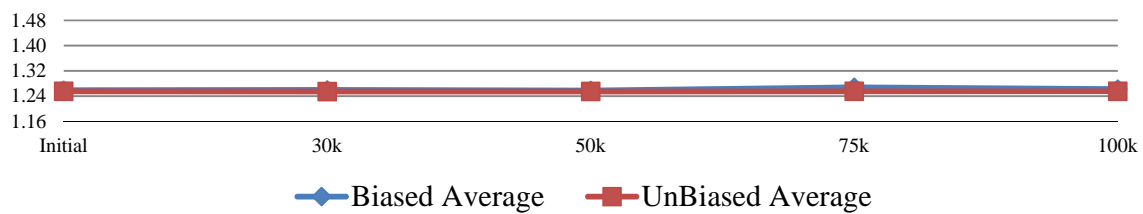


T#58	Rfin=-10dBm 2.7V/900MHz LIN ERR						dB
SN	Initial	30k	50k	75k	100k	Limit	
<b>Control</b>	<b>12</b>	<b>-0.08295</b>	<b>-0.13386</b>	<b>-0.20255</b>	<b>-0.14324</b>	<b>-0.13995</b>	<b>+/-1.1</b>
<b>Biased</b>	<b>1</b>	-0.13051	-0.14728	-0.21807	-0.11976	-0.14731	
	<b>3</b>	-0.17377	-0.19910	-0.26650	-0.18940	-0.18277	
	<b>4</b>	-0.02969	-0.06278	-0.13284	-0.08601	-0.07838	
	<b>5</b>	-0.05845	-0.06598	-0.14613	-0.07303	-0.09082	
	<b>Min</b>	-0.17377	-0.19910	-0.26650	-0.18940	-0.18277	
	<b>Max</b>	-0.02969	-0.06278	-0.13284	-0.07303	-0.07838	
	<b>Average</b>	-0.09811	-0.11879	-0.19089	-0.11705	-0.12482	
<b>UnBiased</b>	<b>6</b>	-0.02686	-0.04156	-0.12383	-0.06636	-0.10205	
	<b>7</b>	-0.08737	-0.10404	-0.19389	-0.11310	-0.18158	
	<b>8</b>	-0.07343	-0.06313	-0.15260	-0.07910	-0.05726	
	<b>9</b>	-0.07477	-0.07112	-0.14526	-0.09145	-0.09276	
	<b>Min</b>	-0.08737	-0.10404	-0.19389	-0.11310	-0.18158	
	<b>Max</b>	-0.02686	-0.04156	-0.12383	-0.06636	-0.05726	
	<b>Average</b>	-0.06561	-0.06996	-0.15390	-0.08750	-0.10841	

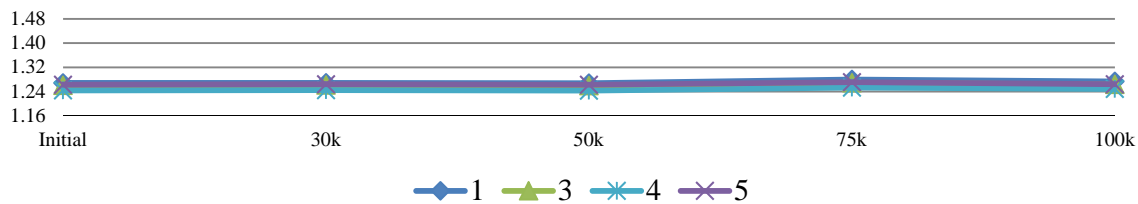


T#59	Rfin=-30dBm 2.7V/900MHz VOUT						V
SN	Initial	30k	50k	75k	100k	Limit	
<b>Control</b>	<b>12</b>	<b>1.20676</b>	<b>1.20805</b>	<b>1.20731</b>	<b>1.20941</b>	<b>1.20527</b>	<b>&gt;1.16</b>
<b>Biased</b>	<b>1</b>	1.26832	1.26862	1.26746	1.27954	1.27339	<b>&lt;1.52</b>
	<b>3</b>	1.26011	1.26116	1.25929	1.26861	1.26327	
	<b>4</b>	1.24357	1.24443	1.24267	1.25276	1.24844	
	<b>5</b>	1.26244	1.26412	1.26232	1.27070	1.26399	
	<b>Min</b>	1.24357	1.24443	1.24267	1.25276	1.24844	
	<b>Max</b>	1.26832	1.26862	1.26746	1.27954	1.27339	
	<b>Average</b>	1.25861	1.25958	1.25794	1.26790	1.26227	
<b>UnBiased</b>	<b>6</b>	1.22663	1.22544	1.22527	1.22613	1.22844	
	<b>7</b>	1.27194	1.27181	1.27172	1.27152	1.27417	
	<b>8</b>	1.24953	1.24920	1.24928	1.24915	1.25371	
	<b>9</b>	1.27316	1.27191	1.27284	1.27401	1.26565	
	<b>Min</b>	1.22663	1.22544	1.22527	1.22613	1.22844	
	<b>Max</b>	1.27316	1.27191	1.27284	1.27401	1.27417	
	<b>Average</b>	1.25532	1.25459	1.25478	1.25520	1.25549	

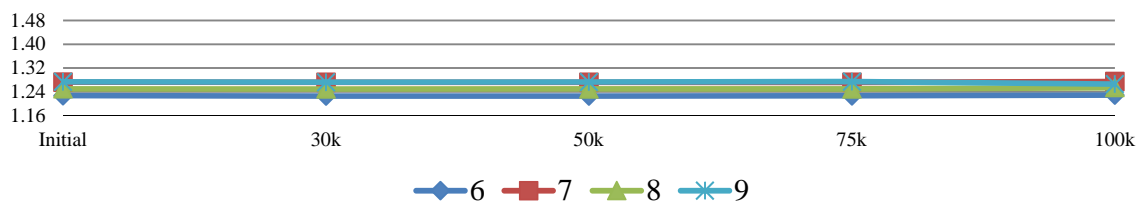
Rfin=-30dBm 2.7V/900MHz VOUT - Average



Rfin=-30dBm 2.7V/900MHz VOUT - Biased

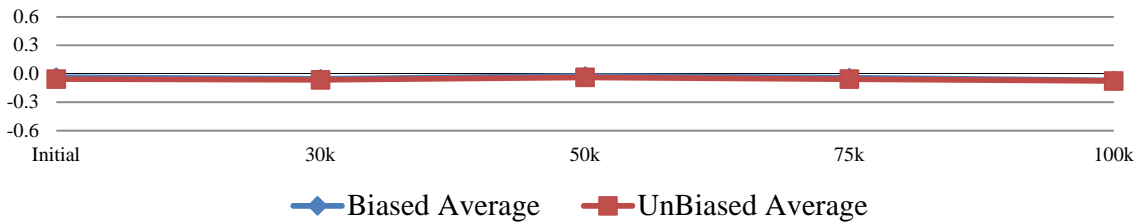


Rfin=-30dBm 2.7V/900MHz VOUT - UnBiased

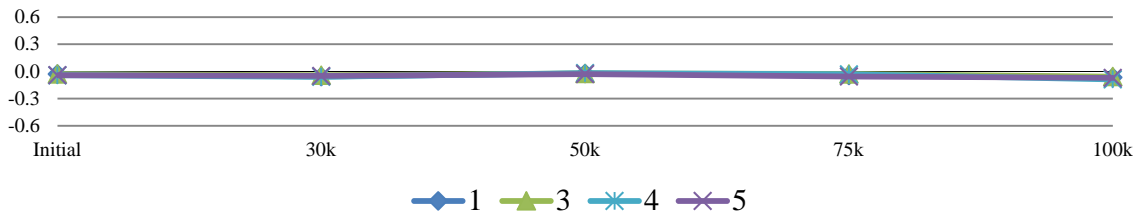


T#60	Rfin=-30dBm 2.7V/900MHz LIN ERR						dB
SN	Initial	30k	50k	75k	100k	Limit	
<b>Control</b>	<b>12</b>	<b>-0.04783</b>	<b>-0.04926</b>	<b>-0.00934</b>	<b>-0.02166</b>	<b>-0.04232</b>	<b>+/-0.6</b>
<b>Biased</b>	<b>1</b>	-0.02836	-0.05644	-0.02264	-0.04557	-0.06607	
	<b>3</b>	-0.02962	-0.04280	-0.02316	-0.02904	-0.05780	
	<b>4</b>	-0.04301	-0.05927	-0.01796	-0.03251	-0.08754	
	<b>5</b>	-0.04204	-0.04944	-0.02951	-0.05617	-0.07159	
	<b>Min</b>	-0.04301	-0.05927	-0.02951	-0.05617	-0.08754	
	<b>Max</b>	-0.02836	-0.04280	-0.01796	-0.02904	-0.05780	
	<b>Average</b>	-0.03576	-0.05199	-0.02332	-0.04082	-0.07075	
<b>UnBiased</b>	<b>6</b>	-0.05357	-0.06600	-0.04209	-0.06143	-0.07502	
	<b>7</b>	-0.05467	-0.06448	-0.04394	-0.05569	-0.04085	
	<b>8</b>	-0.06094	-0.06065	-0.04536	-0.05814	-0.09684	
	<b>9</b>	-0.05816	-0.06755	-0.02167	-0.05244	-0.08981	
	<b>Min</b>	-0.06094	-0.06755	-0.04536	-0.06143	-0.09684	
	<b>Max</b>	-0.05357	-0.06065	-0.02167	-0.05244	-0.04085	
	<b>Average</b>	-0.05684	-0.06467	-0.03827	-0.05693	-0.07563	

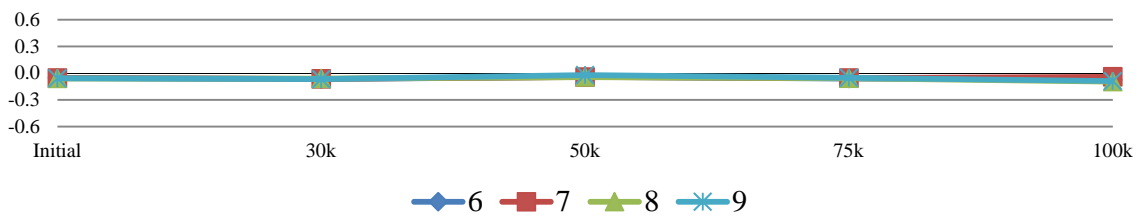
Rfin=-30dBm 2.7V/900MHz LIN ERR - Average



Rfin=-30dBm 2.7V/900MHz LIN ERR - Biased

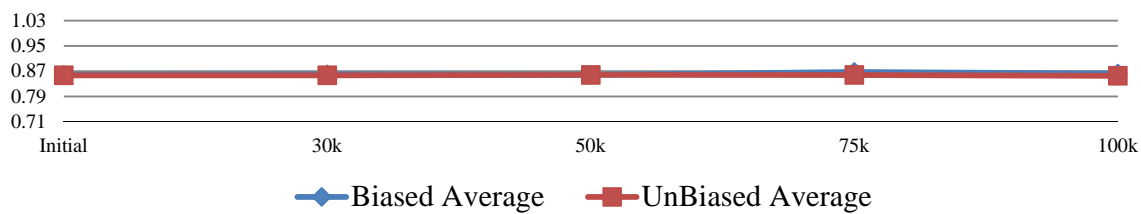


Rfin=-30dBm 2.7V/900MHz LIN ERR - UnBiased

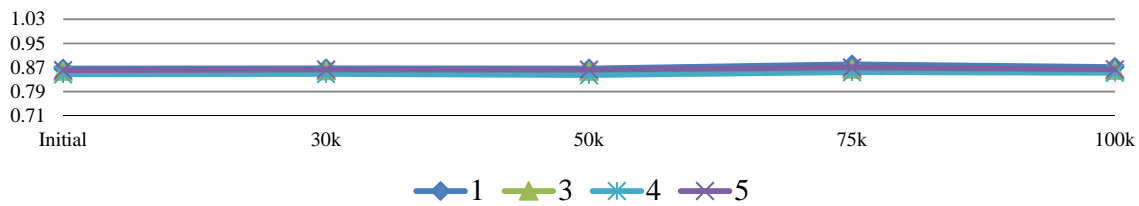


T#61	Rfin=-50dBm 2.7V/900MHz VOUT						V
SN	Initial	30k	50k	75k	100k	Limit	
<b>Control</b>	<b>12</b>	<b>0.80713</b>	<b>0.80907</b>	<b>0.80819</b>	<b>0.80903</b>	<b>0.80464</b>	<b>&gt;0.71</b>
<b>Biased</b>	<b>1</b>	0.86675	0.86782	0.86709	0.88055	0.87209	<b>&lt;1.07</b>
	<b>3</b>	0.85791	0.85952	0.85818	0.86483	0.86140	
	<b>4</b>	0.84720	0.84852	0.84493	0.85447	0.85210	
	<b>5</b>	0.86124	0.86333	0.86288	0.87039	0.86364	
	<b>Min</b>	0.84720	0.84852	0.84493	0.85447	0.85210	
	<b>Max</b>	0.86675	0.86782	0.86709	0.88055	0.87209	
	<b>Average</b>	0.85828	0.85980	0.85827	0.86756	0.86231	
<b>UnBiased</b>	<b>6</b>	0.83533	0.83480	0.83552	0.83555	0.83430	
	<b>7</b>	0.86991	0.87039	0.87153	0.87028	0.86413	
	<b>8</b>	0.84996	0.84957	0.85066	0.85017	0.85519	
	<b>9</b>	0.87282	0.87290	0.87388	0.87558	0.86755	
	<b>Min</b>	0.83533	0.83480	0.83552	0.83555	0.83430	
	<b>Max</b>	0.87282	0.87290	0.87388	0.87558	0.86755	
	<b>Average</b>	0.85701	0.85692	0.85790	0.85790	0.85529	

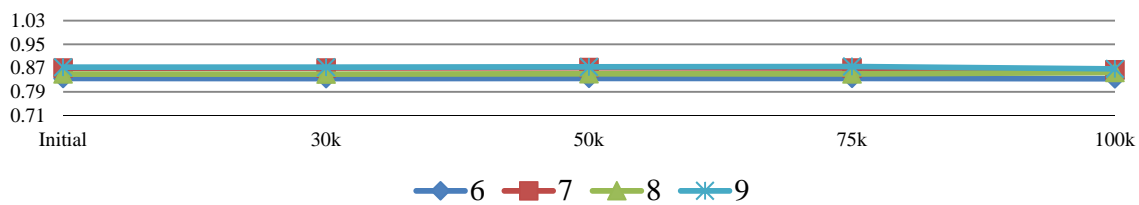
Rfin=-50dBm 2.7V/900MHz VOUT - Average



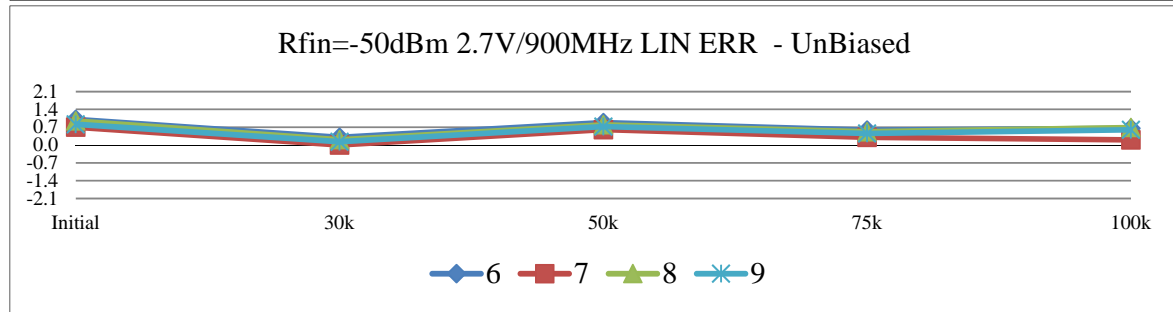
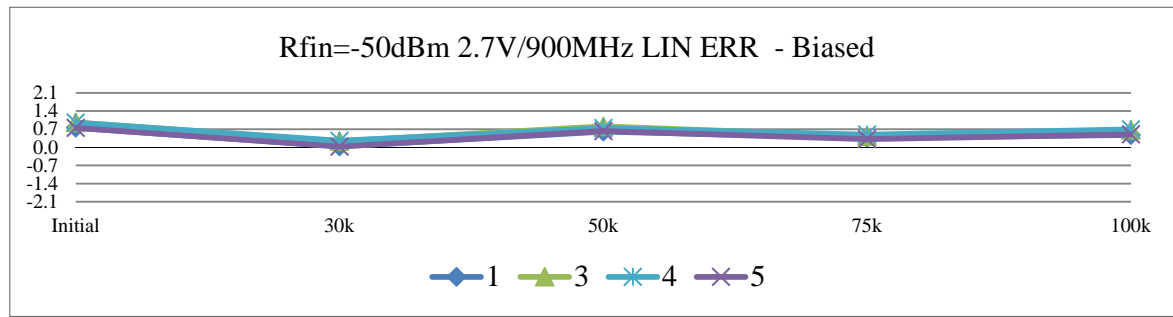
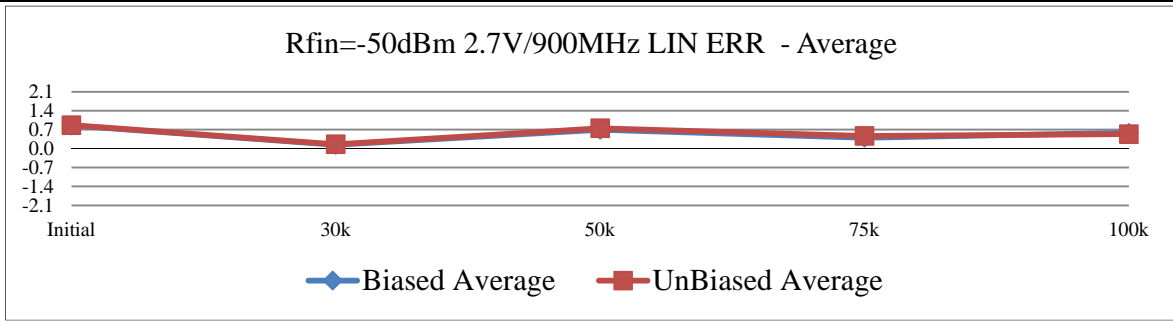
Rfin=-50dBm 2.7V/900MHz VOUT - Biased



Rfin=-50dBm 2.7V/900MHz VOUT - UnBiased

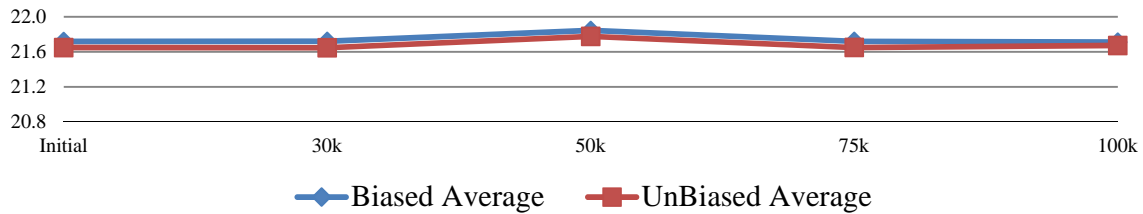


T#62	Rfin=-50dBm 2.7V/900MHz LIN ERR						dB
SN	Initial	30k	50k	75k	100k	Limit	
<b>Control</b>	<b>12</b>	<b>0.56321</b>	<b>0.14752</b>	<b>0.69762</b>	<b>0.40841</b>	<b>0.56990</b>	<b>+/-2.1</b>
<b>Biased</b>	<b>1</b>	0.75267	0.03215	0.60562	0.37028	0.47248	
	<b>3</b>	0.95703	0.23550	0.80593	0.43031	0.66705	
	<b>4</b>	0.95333	0.25034	0.74246	0.49006	0.69413	
	<b>5</b>	0.74866	0.02607	0.62702	0.31413	0.50074	
	<b>Min</b>	0.74866	0.02607	0.60562	0.31413	0.47248	
	<b>Max</b>	0.95703	0.25034	0.80593	0.49006	0.69413	
	<b>Average</b>	0.85292	0.13602	0.69526	0.40120	0.58360	
<b>UnBiased</b>	<b>6</b>	1.00829	0.29994	0.88393	0.58749	0.65715	
	<b>7</b>	0.70362	-0.00032	0.60497	0.30525	0.20317	
	<b>8</b>	0.94197	0.20676	0.79136	0.51978	0.68375	
	<b>9</b>	0.81474	0.12927	0.72442	0.45285	0.59716	
	<b>Min</b>	0.70362	-0.00032	0.60497	0.30525	0.20317	
	<b>Max</b>	1.00829	0.29994	0.88393	0.58749	0.68375	
	<b>Average</b>	0.86716	0.15891	0.75117	0.46634	0.53531	

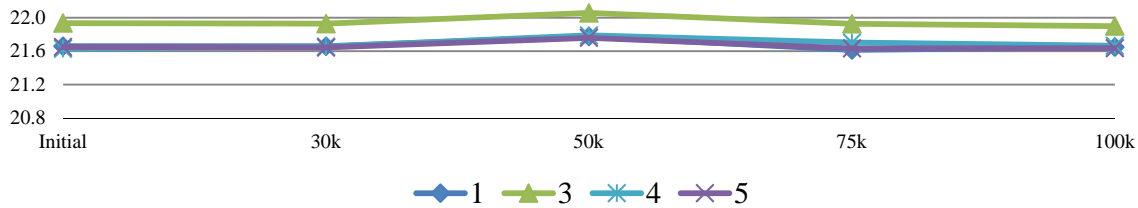


	T#63	SLOPE @ 2.7V/900MHz					mV/dB
	SN	Initial	30k	50k	75k	100k	Limit
<b>Control</b>	<b>12</b>	<b>21.60582</b>	<b>21.68728</b>	<b>21.80083</b>	<b>21.70736</b>	<b>21.69791</b>	<b>&gt;20.8</b>
<b>Biased</b>	<b>1</b>	21.65847	21.65827	21.77549	21.61493	21.64767	<b>&lt;22.1</b>
	<b>3</b>	21.93535	21.92858	22.05663	21.92660	21.89873	
	<b>4</b>	21.62906	21.65335	21.78922	21.70292	21.66407	
	<b>5</b>	21.64968	21.64286	21.75890	21.63331	21.63572	
	<b>Min</b>	21.62906	21.64286	21.75890	21.61493	21.63572	
	<b>Max</b>	21.93535	21.92858	22.05663	21.92660	21.89873	
	<b>Average</b>	21.71814	21.72077	21.84506	21.71944	21.71155	
<b>UnBiased</b>	<b>6</b>	21.42918	21.43064	21.54699	21.43038	21.48576	
	<b>7</b>	21.65707	21.66369	21.79053	21.67250	21.77317	
	<b>8</b>	21.81157	21.80579	21.92933	21.80618	21.78213	
	<b>9</b>	21.69972	21.68860	21.83936	21.69042	21.64849	
	<b>Min</b>	21.42918	21.43064	21.54699	21.43038	21.48576	
	<b>Max</b>	21.81157	21.80579	21.92933	21.80618	21.78213	
	<b>Average</b>	21.64939	21.64718	21.77655	21.64987	21.67239	

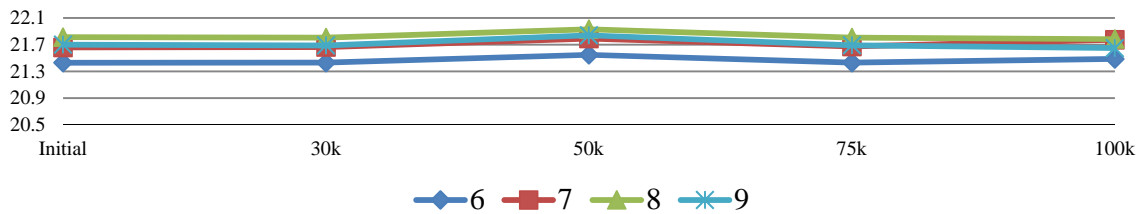
SLOPE @ 2.7V/900MHz (mV/dB) - Average



SLOPE @ 2.7V/900MHz (mV/dB) - Biased

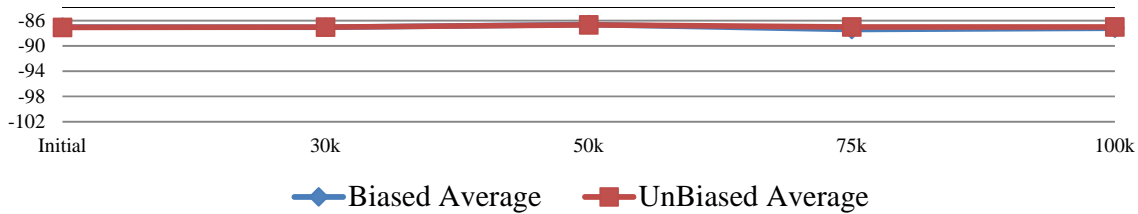


SLOPE @ 2.7V/900MHz (mV/dB) - UnBiased

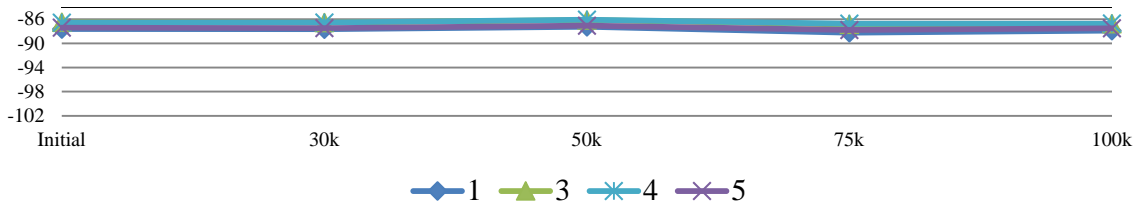


	T#64	INTERCEPT @ 2.7V/900MHz					dBm
	SN	Initial	30k	50k	75k	100k	Limit
<b>Control</b>	<b>12</b>	<b>-84.93071</b>	<b>-84.76830</b>	<b>-84.40891</b>	<b>-84.71714</b>	<b>-84.58634</b>	<b>&gt;-101.7</b>
<b>Biased</b>	<b>1</b>	-87.62391	-87.64638	-87.24891	-88.22366	-87.88576	<b>&lt;-83.8</b>
	<b>3</b>	-86.51159	-86.57072	-86.13721	-86.86746	-86.74096	
	<b>4</b>	-86.57359	-86.54575	-86.07008	-86.73669	-86.71081	
	<b>5</b>	-87.38982	-87.47334	-87.06430	-87.77554	-87.48929	
	<b>Min</b>	-87.62391	-87.64638	-87.24891	-88.22366	-87.88576	
	<b>Max</b>	-86.51159	-86.54575	-86.07008	-86.73669	-86.71081	
	<b>Average</b>	-87.02473	-87.05905	-86.63013	-87.40084	-87.20671	
<b>UnBiased</b>	<b>6</b>	-86.33012	-86.26351	-85.92783	-86.25716	-86.24580	
	<b>7</b>	-87.82125	-87.78722	-87.42580	-87.70666	-87.55741	
	<b>8</b>	-86.38406	-86.36387	-86.03468	-86.32365	-86.64996	
	<b>9</b>	-87.76534	-87.72745	-87.32441	-87.76979	-87.54966	
	<b>Min</b>	-87.82125	-87.78722	-87.42580	-87.76979	-87.55741	
	<b>Max</b>	-86.33012	-86.26351	-85.92783	-86.25716	-86.24580	
	<b>Average</b>	-87.07519	-87.03551	-86.67818	-87.01432	-87.00071	

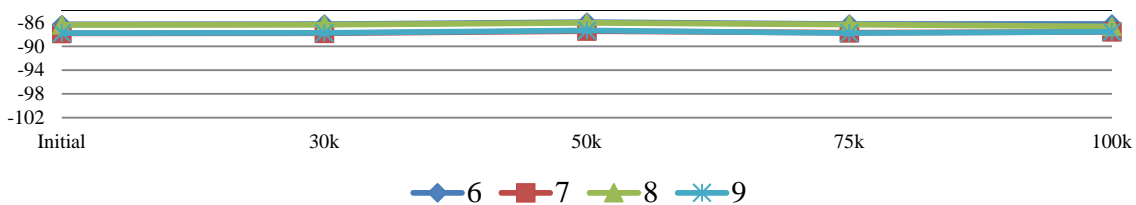
INTERCEPT @ 2.7V/900MHz - Average



INTERCEPT @ 2.7V/900MHz - Biased

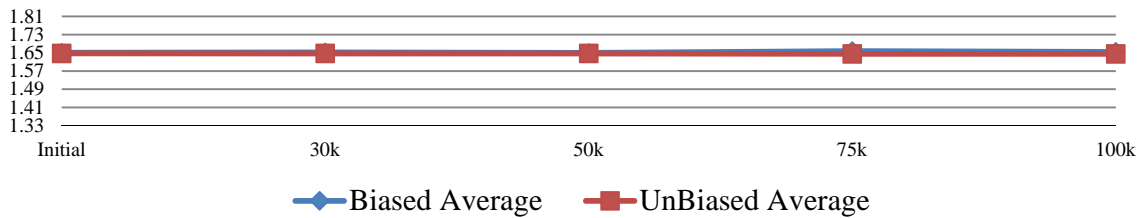


INTERCEPT @ 2.7V/900MHz - UnBiased

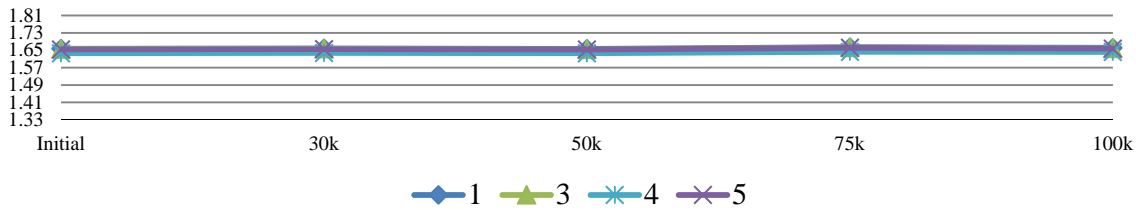


T# 65	Rfin=-10dBm 2.7V/2140MHz VOUT						V
SN	Initial	30k	50k	75k	100k	Limit	
<b>Control</b>	<b>12</b>	<b>1.59163</b>	<b>1.59382</b>	<b>1.59293</b>	<b>1.59325</b>	<b>1.59070</b>	<b>&gt;1.33</b>
<b>Biased</b>	<b>1</b>	1.65733	1.65833	1.65620	1.66386	1.66104	<b>&lt;1.83</b>
	<b>3</b>	1.65517	1.65642	1.65337	1.66239	1.65748	
	<b>4</b>	1.63589	1.63695	1.63568	1.64247	1.64177	
	<b>5</b>	1.65344	1.65512	1.65307	1.66134	1.65706	
	<b>Min</b>	1.63589	1.63695	1.63568	1.64247	1.64177	
	<b>Max</b>	1.65733	1.65833	1.65620	1.66386	1.66104	
	<b>Average</b>	1.65046	1.65171	1.64958	1.65752	1.65434	
<b>UnBiased</b>	<b>6</b>	1.61596	1.61525	1.61515	1.61361	1.61703	
	<b>7</b>	1.66563	1.66565	1.66611	1.66443	1.66309	
	<b>8</b>	1.64322	1.64278	1.64253	1.63941	1.64317	
	<b>9</b>	1.66545	1.66418	1.66443	1.66277	1.65849	
	<b>Min</b>	1.61596	1.61525	1.61515	1.61361	1.61703	
	<b>Max</b>	1.66563	1.66565	1.66611	1.66443	1.66309	
	<b>Average</b>	1.64757	1.64697	1.64706	1.64506	1.64545	

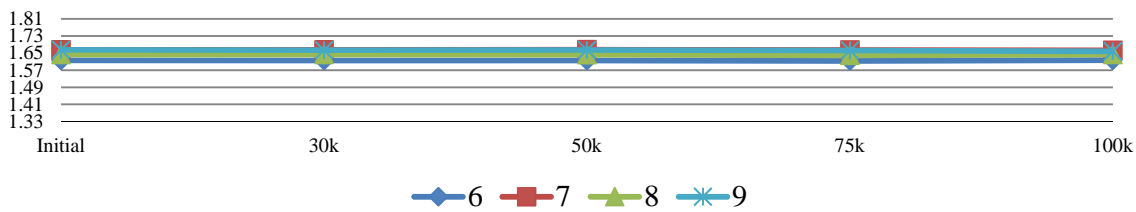
Rfin=-10dBm 2.7V/2140MHz VOUT - Average



Rfin=-10dBm 2.7V/2140MHz VOUT - Biased

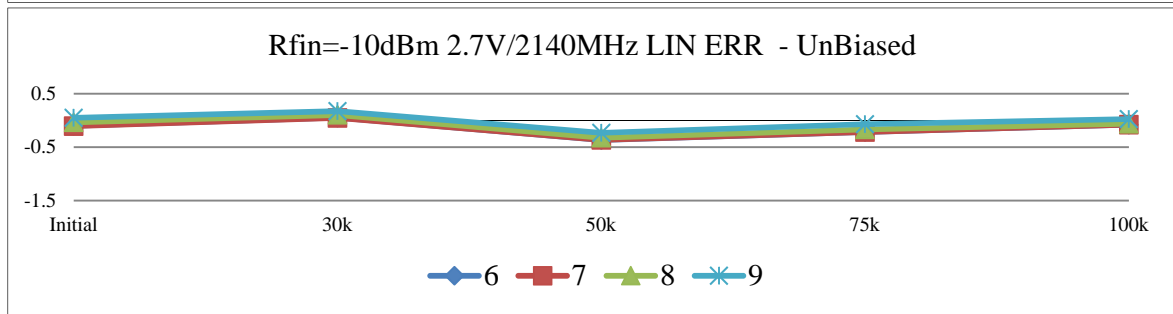
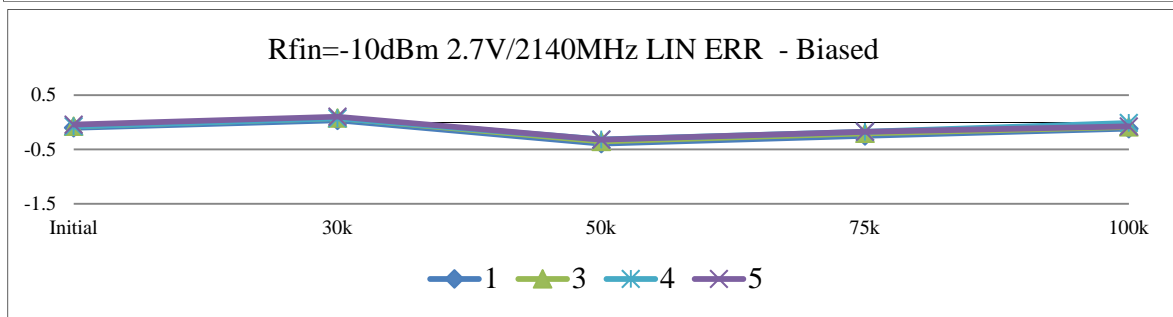
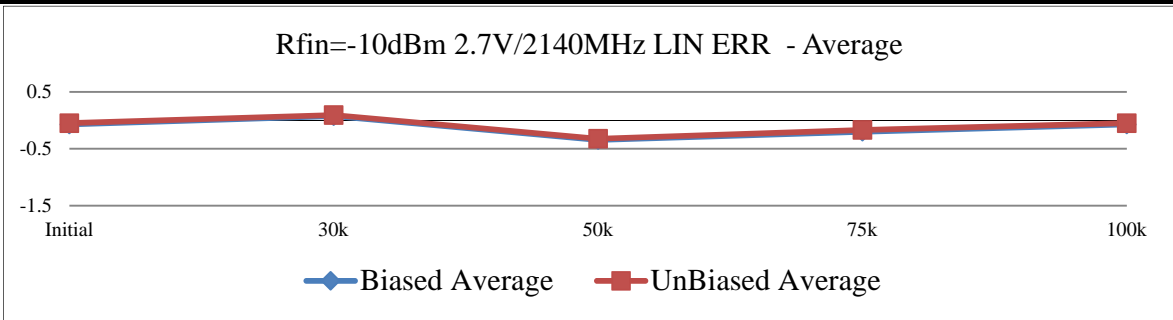


Rfin=-10dBm 2.7V/2140MHz VOUT - UnBiased



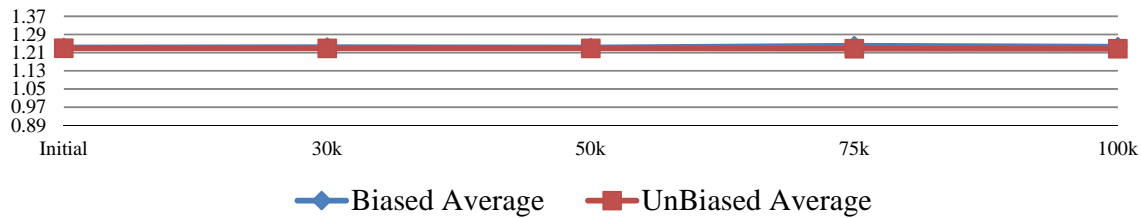


T#66	Rfin=-10dBm 2.7V/2140MHz LIN ERR						dB
SN	Initial	30k	50k	75k	100k	Limit	
<b>Control</b>	<b>12</b>	<b>-0.41942</b>	<b>-0.00241</b>	<b>-0.40364</b>	<b>-0.23461</b>	<b>-0.13195</b>	<b>+/-1.6</b>
<b>Biased</b>	<b>1</b>	-0.10158	0.03556	-0.39289	-0.24962	-0.11780	
	<b>3</b>	-0.07249	0.07772	-0.35310	-0.20423	-0.08674	
	<b>4</b>	-0.07417	0.07425	-0.31714	-0.17587	-0.01280	
	<b>5</b>	-0.04389	0.10243	-0.31983	-0.17515	-0.07537	
	<b>Min</b>	-0.10158	0.03556	-0.39289	-0.24962	-0.11780	
	<b>Max</b>	-0.04389	0.10243	-0.31714	-0.17515	-0.01280	
	<b>Average</b>	-0.07303	0.07249	-0.34574	-0.20122	-0.07318	
<b>UnBiased</b>	<b>6</b>	-0.10104	0.05085	-0.36806	-0.21826	-0.08089	
	<b>7</b>	-0.10820	0.04687	-0.36534	-0.21942	-0.08001	
	<b>8</b>	-0.03905	0.10111	-0.32591	-0.16932	-0.06403	
	<b>9</b>	0.04789	0.17269	-0.23342	-0.07208	0.02331	
	<b>Min</b>	-0.10820	0.04687	-0.36806	-0.21942	-0.08089	
	<b>Max</b>	0.04789	0.17269	-0.23342	-0.07208	0.02331	
	<b>Average</b>	-0.05010	0.09288	-0.32318	-0.16977	-0.05041	

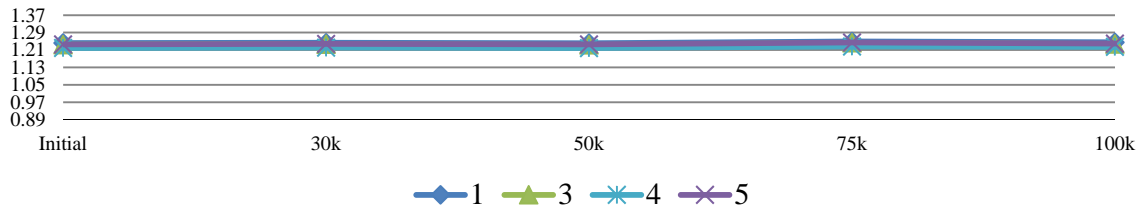


T#67	Rfin=-30dBm 2.7V/2140MHz VOUT						V
SN	Initial	30k	50k	75k	100k	Limit	
<b>Control</b>	<b>12</b>	<b>1.17533</b>	<b>1.17740</b>	<b>1.17667</b>	<b>1.17661</b>	<b>1.17318</b>	<b>&gt;0.89</b>
<b>Biased</b>	<b>1</b>	1.24198	1.24338	1.24140	1.24926	1.24556	<b>&lt;1.39</b>
	<b>3</b>	1.23458	1.23629	1.23357	1.24274	1.23708	
	<b>4</b>	1.21928	1.22088	1.21911	1.22624	1.22434	
	<b>5</b>	1.23575	1.23782	1.23596	1.24452	1.23969	
	<b>Min</b>	1.21928	1.22088	1.21911	1.22624	1.22434	
	<b>Max</b>	1.24198	1.24338	1.24140	1.24926	1.24556	
	<b>Average</b>	1.23290	1.23459	1.23251	1.24069	1.23667	
<b>UnBiased</b>	<b>6</b>	1.20052	1.19987	1.20014	1.19932	1.20153	
	<b>7</b>	1.24803	1.24819	1.24874	1.24726	1.24554	
	<b>8</b>	1.22152	1.22107	1.22110	1.21812	1.22120	
	<b>9</b>	1.24694	1.24601	1.24591	1.24521	1.24052	
	<b>Min</b>	1.20052	1.19987	1.20014	1.19932	1.20153	
	<b>Max</b>	1.24803	1.24819	1.24874	1.24726	1.24554	
	<b>Average</b>	1.22925	1.22879	1.22897	1.22748	1.22720	

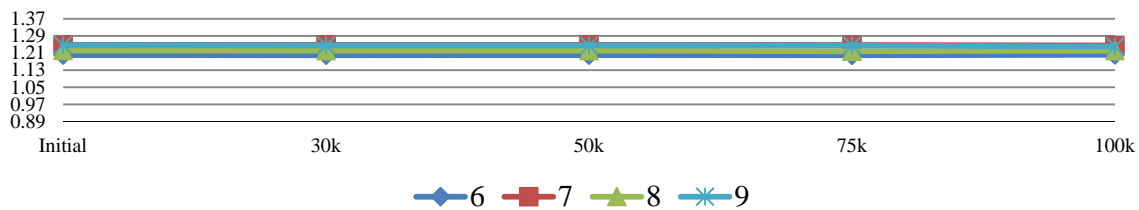
Rfin=-30dBm 2.7V/2140MHz VOUT - Average



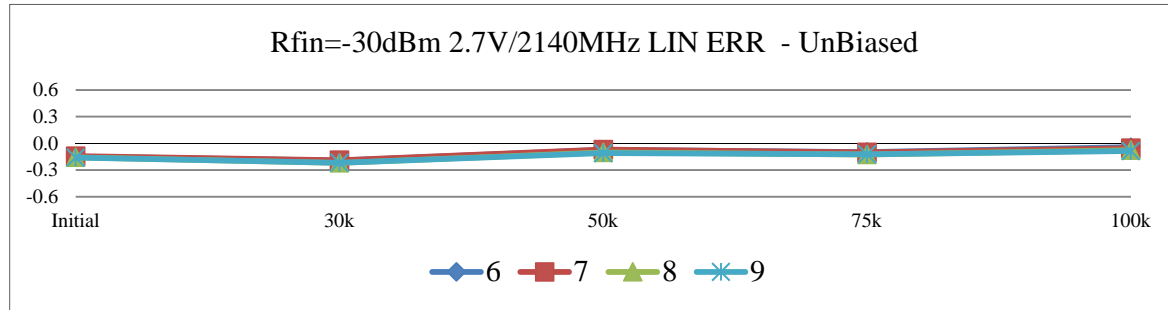
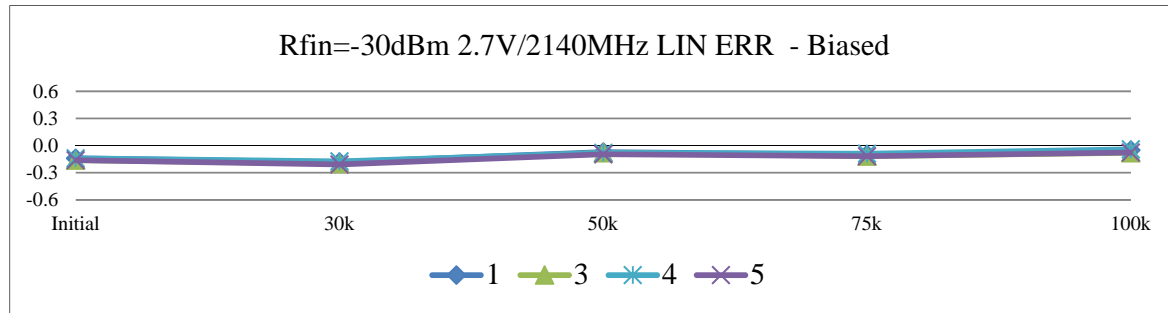
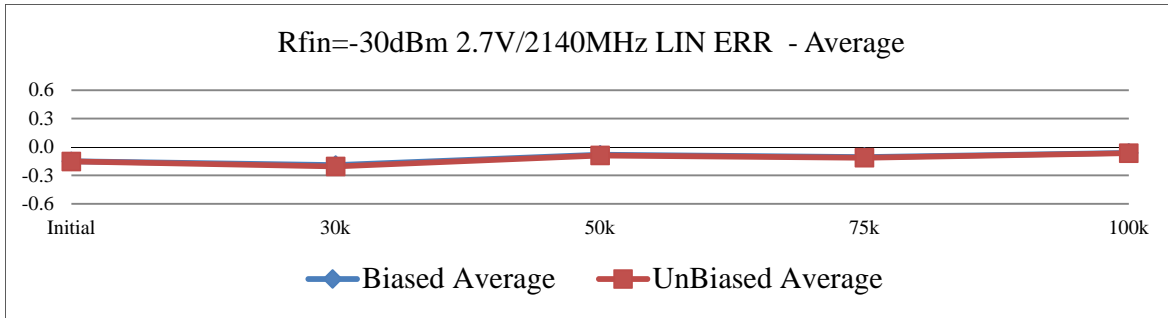
Rfin=-30dBm 2.7V/2140MHz VOUT - Biased



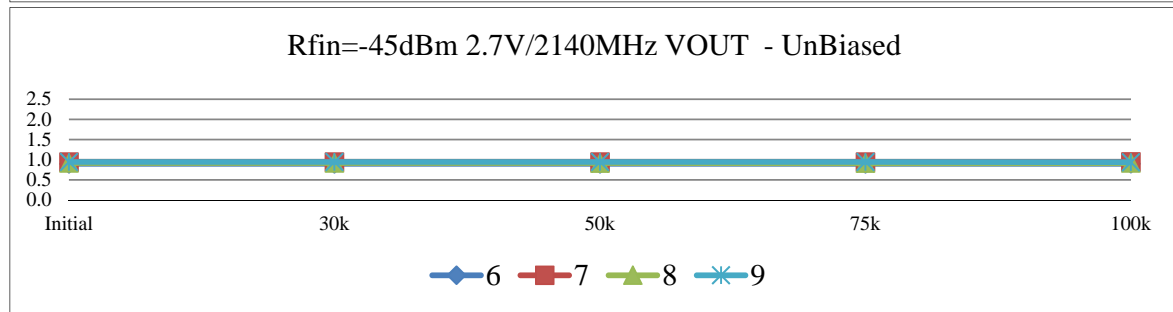
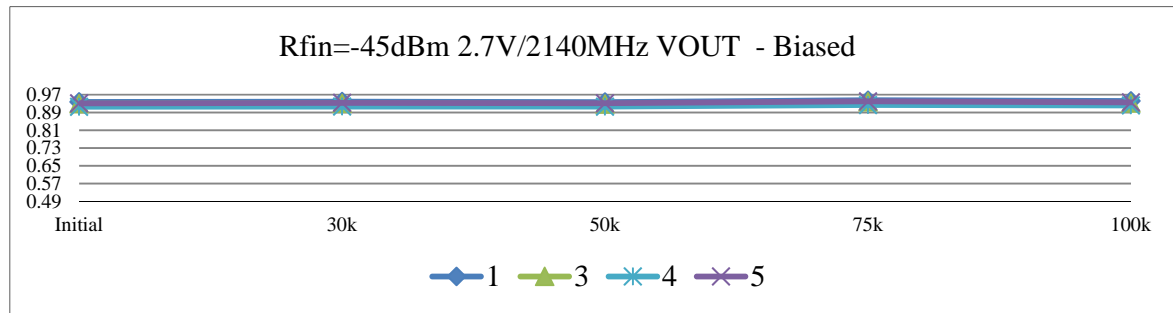
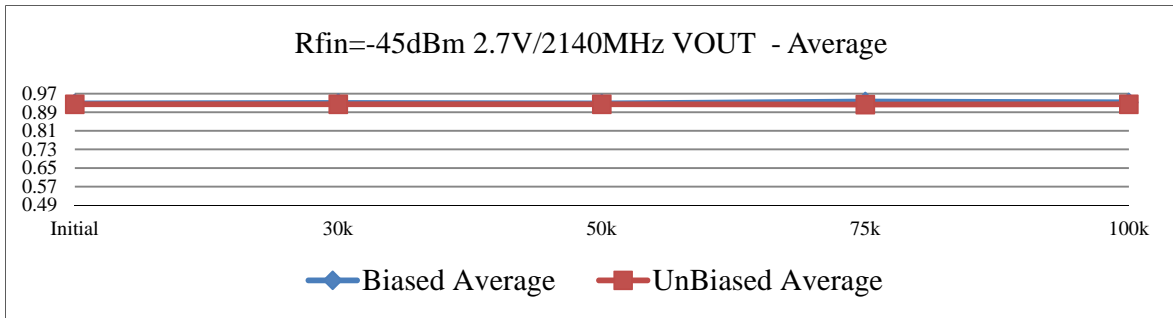
Rfin=-30dBm 2.7V/2140MHz VOUT - UnBiased



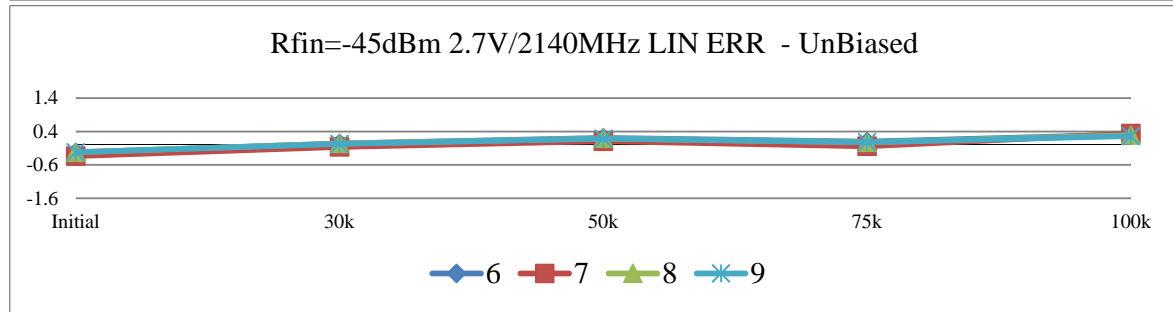
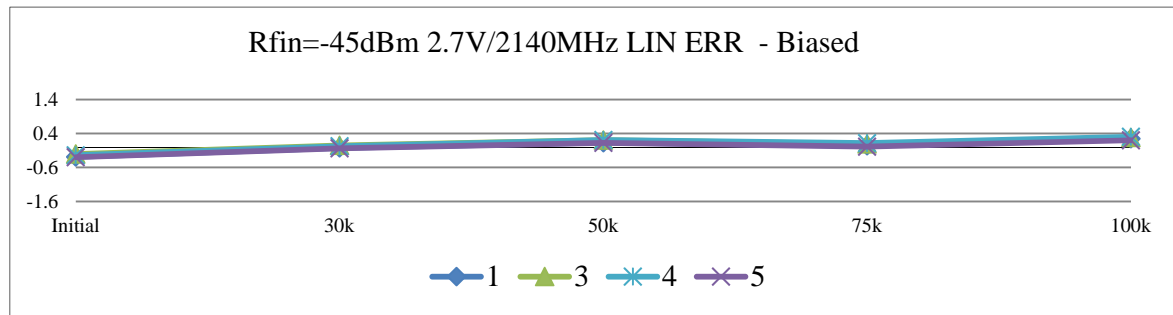
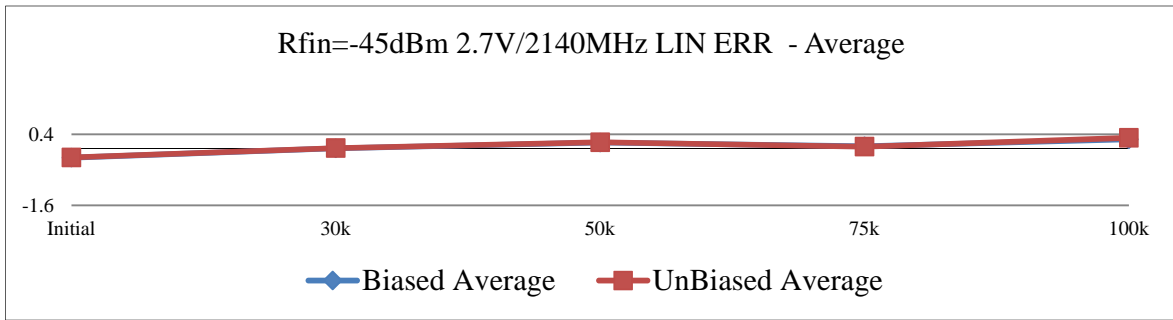
T#68	Rfin=-30dBm 2.7V/2140MHz LIN ERR						dB
SN	Initial	30k	50k	75k	100k	Limit	
<b>Control</b>	<b>12</b>	<b>-0.12633</b>	<b>-0.21313</b>	<b>-0.10198</b>	<b>-0.12387</b>	<b>-0.08007</b>	<b>+/-0.6</b>
<b>Biased</b>	<b>1</b>	-0.13964	-0.18328	-0.07125	-0.10013	-0.05083	
	<b>3</b>	-0.16203	-0.19798	-0.08002	-0.11758	-0.07958	
	<b>4</b>	-0.14055	-0.17376	-0.08080	-0.08960	-0.04120	
	<b>5</b>	-0.16215	-0.20823	-0.09584	-0.11711	-0.07649	
	<b>Min</b>	-0.16215	-0.20823	-0.09584	-0.11758	-0.07958	
	<b>Max</b>	-0.13964	-0.17376	-0.07125	-0.08960	-0.04120	
	<b>Average</b>	-0.15109	-0.19081	-0.08198	-0.10611	-0.06203	
<b>UnBiased</b>	<b>6</b>	-0.14988	-0.19417	-0.07321	-0.09828	-0.04332	
	<b>7</b>	-0.14367	-0.18958	-0.07052	-0.10196	-0.05514	
	<b>8</b>	-0.15764	-0.21978	-0.10279	-0.12660	-0.07757	
	<b>9</b>	-0.16010	-0.21888	-0.11057	-0.12349	-0.08623	
	<b>Min</b>	-0.16010	-0.21978	-0.11057	-0.12660	-0.08623	
	<b>Max</b>	-0.14367	-0.18958	-0.07052	-0.09828	-0.04332	
	<b>Average</b>	-0.15282	-0.20560	-0.08927	-0.11258	-0.06557	



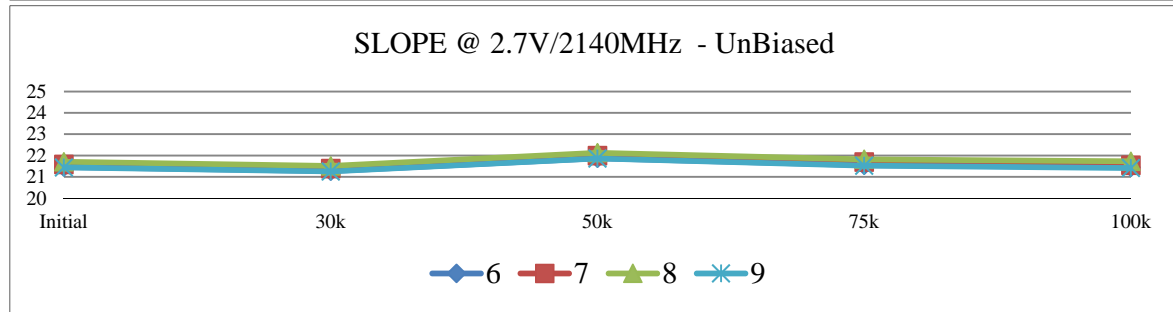
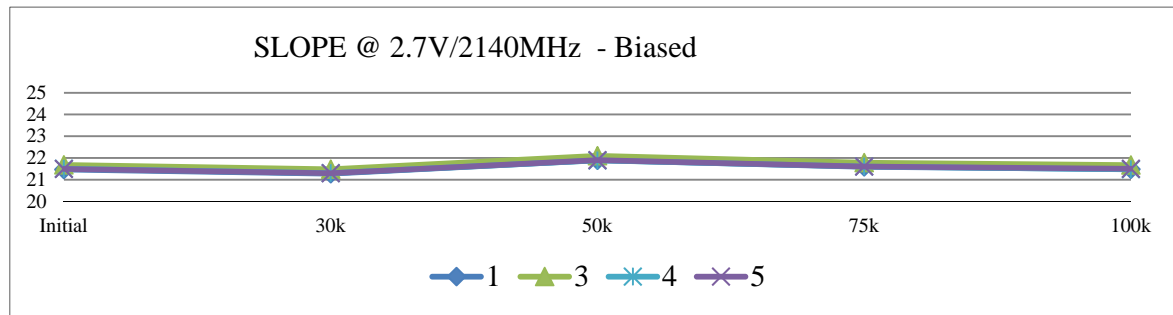
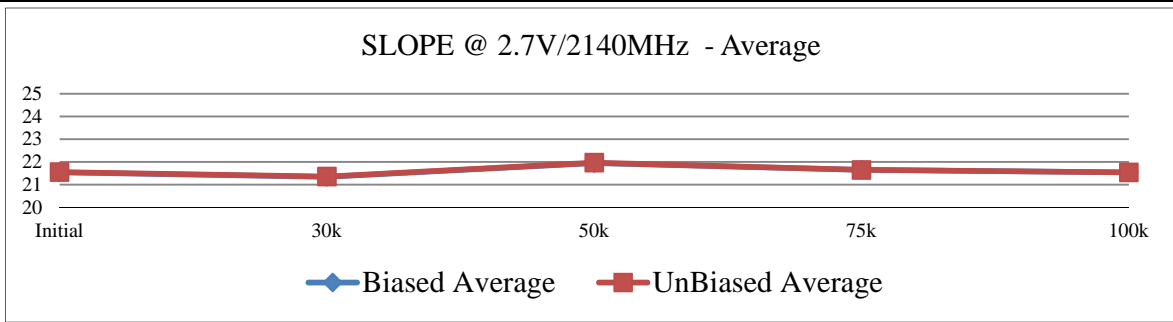
T#69	Rfin=-45dBm 2.7V/2140MHz VOUT						V
SN	Initial	30k	50k	75k	100k	Limit	
<b>Control</b>	<b>12</b>	<b>0.87372</b>	<b>0.87474</b>	<b>0.87496</b>	<b>0.87426</b>	<b>0.87100</b>	<b>&gt;0.49</b>
<b>Biased</b>	<b>1</b>	0.93729	0.93887	0.93662	0.94507	0.94191	<b>&lt;0.98</b>
	<b>3</b>	0.92914	0.93074	0.92769	0.93735	0.93210	
	<b>4</b>	0.91516	0.91681	0.91630	0.92327	0.92180	
	<b>5</b>	0.93086	0.93326	0.93142	0.93993	0.93528	
	<b>Min</b>	0.91516	0.91681	0.91630	0.92327	0.92180	
	<b>Max</b>	0.93729	0.93887	0.93662	0.94507	0.94191	
	<b>Average</b>	0.92811	0.92992	0.92801	0.93641	0.93277	
<b>UnBiased</b>	<b>6</b>	0.89744	0.89702	0.89734	0.89701	0.89955	
	<b>7</b>	0.94065	0.94148	0.94201	0.93998	0.94311	
	<b>8</b>	0.91526	0.91536	0.91514	0.91211	0.91563	
	<b>9</b>	0.94448	0.94367	0.94365	0.94338	0.93894	
	<b>Min</b>	0.89744	0.89702	0.89734	0.89701	0.89955	
	<b>Max</b>	0.94448	0.94367	0.94365	0.94338	0.94311	
	<b>Average</b>	0.92446	0.92438	0.92454	0.92312	0.92431	



T#70	Rfin=-45dBm 2.7V/2140MHz LIN ERR						dB
SN	Initial	30k	50k	75k	100k	Limit	
<b>Control</b>	<b>12</b>	<b>0.13283</b>	<b>0.09061</b>	<b>0.27602</b>	<b>0.14180</b>	<b>0.34349</b>	<b>+/-1.6</b>
<b>Biased</b>	<b>1</b>	-0.28774	-0.02220	0.13238	0.03980	0.24651	
	<b>3</b>	-0.20440	0.04922	0.20489	0.09134	0.27900	
	<b>4</b>	-0.23945	0.02500	0.20924	0.11631	0.30486	
	<b>5</b>	-0.29809	-0.03626	0.12437	0.01237	0.20016	
	<b>Min</b>	-0.29809	-0.03626	0.12437	0.01237	0.20016	
	<b>Max</b>	-0.20440	0.04922	0.20924	0.11631	0.30486	
	<b>Average</b>	-0.25742	0.00394	0.16772	0.06496	0.25763	
<b>UnBiased</b>	<b>6</b>	-0.22780	0.04026	0.20845	0.09667	0.31081	
	<b>7</b>	-0.33796	-0.05876	0.11106	-0.04112	0.33769	
	<b>8</b>	-0.22154	0.04035	0.19506	0.07629	0.29126	
	<b>9</b>	-0.22011	0.02818	0.18770	0.07962	0.26368	
	<b>Min</b>	-0.33796	-0.05876	0.11106	-0.04112	0.26368	
	<b>Max</b>	-0.22011	0.04035	0.20845	0.09667	0.33769	
	<b>Average</b>	-0.25185	0.01251	0.17557	0.05287	0.30086	

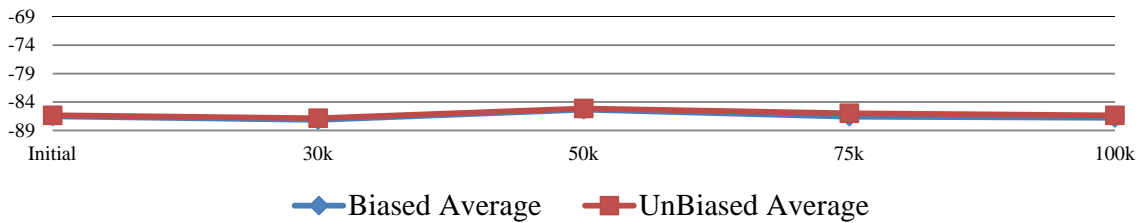


	T#71	SLOPE @ 2.7V/2140MHz					mV/dB
	SN	Initial	30k	50k	75k	100k	Limit
<b>Control</b>	<b>12</b>	<b>21.95901</b>	<b>21.36019</b>	<b>21.94678</b>	<b>21.65732</b>	<b>21.57218</b>	<b>&gt;19.7</b>
<b>Biased</b>	<b>1</b>	21.46760	21.27619	21.89290	21.59475	21.48376	<b>&lt;24.5</b>
	<b>3</b>	21.68123	21.47881	22.10018	21.78655	21.67142	
	<b>4</b>	21.50149	21.30167	21.88735	21.60887	21.47861	
	<b>5</b>	21.49960	21.29599	21.90183	21.60731	21.50569	
	<b>Min</b>	21.46760	21.27619	21.88735	21.59475	21.47861	
	<b>Max</b>	21.68123	21.47881	22.10018	21.78655	21.67142	
	<b>Average</b>	21.53748	21.33817	21.94557	21.64937	21.53487	
<b>UnBiased</b>	<b>6</b>	21.46030	21.26941	21.87295	21.54569	21.45195	
	<b>7</b>	21.58681	21.38528	21.99755	21.69227	21.54341	
	<b>8</b>	21.70624	21.50949	22.12751	21.82191	21.72884	
	<b>9</b>	21.44310	21.25264	21.86024	21.52403	21.41681	
	<b>Min</b>	21.44310	21.25264	21.86024	21.52403	21.41681	
	<b>Max</b>	21.70624	21.50949	22.12751	21.82191	21.72884	
	<b>Average</b>	21.54911	21.35421	21.96456	21.64598	21.53525	

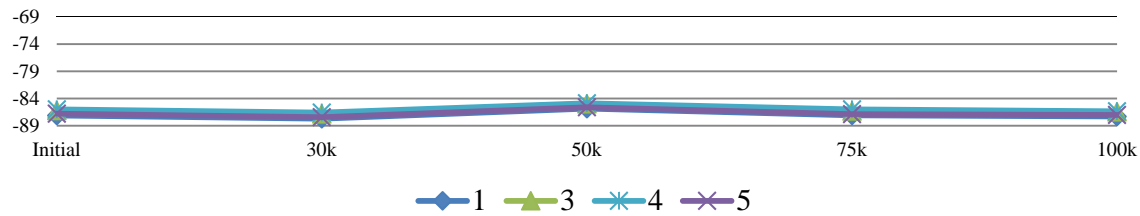


	T#72	INTERCEPT @ 2.7V/2140MHz					dBm
	SN	Initial	30k	50k	75k	100k	Limit
<b>Control</b>	<b>12</b>	<b>-82.74361</b>	<b>-84.43526</b>	<b>-82.81194</b>	<b>-83.61134</b>	<b>-83.76684</b>	<b>&gt;-89</b>
<b>Biased</b>	<b>1</b>	-87.13105	-87.72404	-85.86995	-87.10927	-87.33035	<b>&lt;-69.4</b>
	<b>3</b>	-86.24194	-86.85751	-84.99243	-86.31791	-86.46558	
	<b>4</b>	-85.98491	-86.58840	-84.87575	-85.99537	-86.34645	
	<b>5</b>	-86.77775	-87.43359	-85.62299	-86.87337	-87.02383	
	<b>Min</b>	-87.13105	-87.72404	-85.86995	-87.10927	-87.33035	
	<b>Max</b>	-85.98491	-86.58840	-84.87575	-85.99537	-86.34645	
	<b>Average</b>	-86.53391	-87.15089	-85.34028	-86.57398	-86.79155	
<b>UnBiased</b>	<b>6</b>	-85.22912	-85.70789	-84.03741	-84.92108	-85.35630	
	<b>7</b>	-87.09593	-87.65729	-85.93297	-86.75873	-87.17344	
	<b>8</b>	-85.57014	-86.08973	-84.38310	-85.10651	-85.58192	
	<b>9</b>	-87.44885	-87.94814	-86.20013	-87.13443	-87.31186	
	<b>Min</b>	-87.44885	-87.94814	-86.20013	-87.13443	-87.31186	
	<b>Max</b>	-85.22912	-85.70789	-84.03741	-84.92108	-85.35630	
	<b>Average</b>	-86.33601	-86.85076	-85.13840	-85.98019	-86.35588	

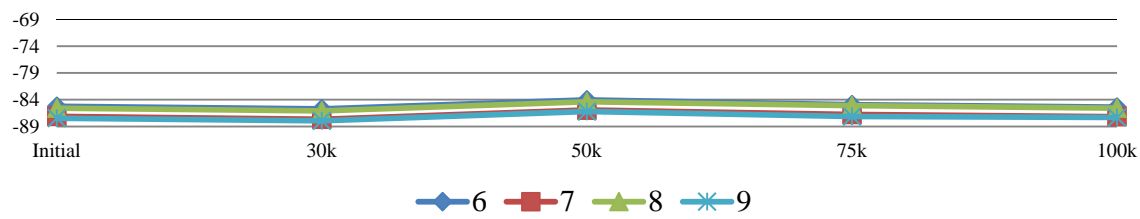
INTERCEPT @ 2.7V/2140MHz - Average



INTERCEPT @ 2.7V/2140MHz - Biased

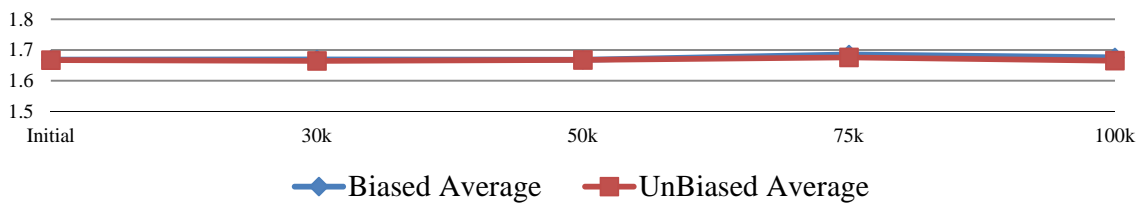


INTERCEPT @ 2.7V/2140MHz - UnBiased

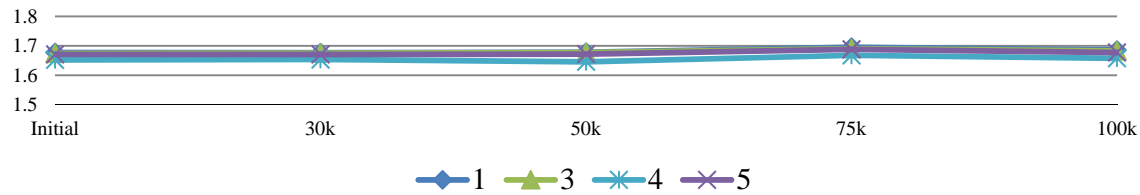


T#73	Rfin=-10dBm 2.7V/4000MHz VOUT						V
SN	Initial	30k	50k	75k	100k	Limit	
<b>Control</b>	<b>12</b>	<b>1.60916</b>	<b>1.60967</b>	<b>1.60850</b>	<b>1.61519</b>	<b>1.60778</b>	<b>&gt;1.49</b>
<b>Biased</b>	<b>1</b>	1.66724	1.66691	1.66838	1.68525	1.67576	<b>&lt;1.86</b>
	<b>3</b>	1.66409	1.66528	1.66722	1.68033	1.67289	
	<b>4</b>	1.64238	1.64372	1.63574	1.65760	1.64786	
	<b>5</b>	1.66087	1.66091	1.66183	1.67813	1.66729	
	<b>Min</b>	1.64238	1.64372	1.63574	1.65760	1.64786	
	<b>Max</b>	1.66724	1.66691	1.66838	1.68525	1.67576	
	<b>Average</b>	1.65865	1.65921	1.65829	1.67533	1.66595	
<b>UnBiased</b>	<b>6</b>	1.62537	1.62282	1.62545	1.63910	1.62418	
	<b>7</b>	1.67769	1.67410	1.67565	1.68457	1.67079	
	<b>8</b>	1.65674	1.65439	1.66051	1.66255	1.65991	
	<b>9</b>	1.66737	1.66598	1.66767	1.67690	1.66572	
	<b>Min</b>	1.62537	1.62282	1.62545	1.63910	1.62418	
	<b>Max</b>	1.67769	1.67410	1.67565	1.68457	1.67079	
	<b>Average</b>	1.65679	1.65432	1.65732	1.66578	1.65515	

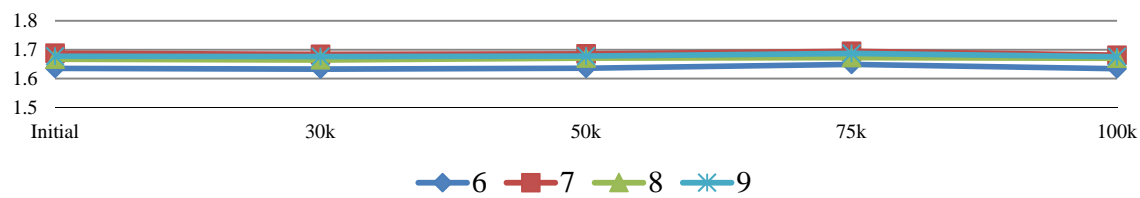
Rfin=-10dBm 2.7V/4000MHz VOUT - Average



Rfin=-10dBm 2.7V/4000MHz VOUT - Biased



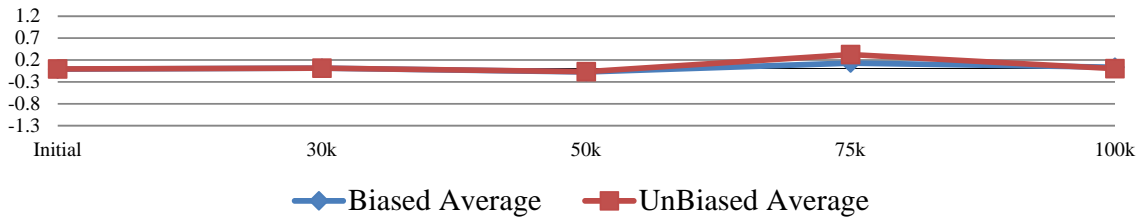
Rfin=-10dBm 2.7V/4000MHz VOUT - UnBiased



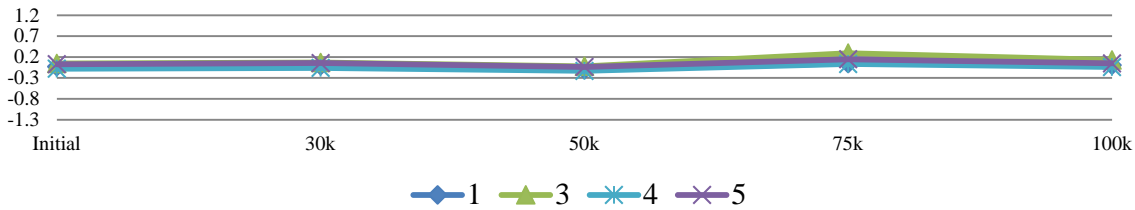


T#74	Rfin=-10dBm 2.7V/4000MHz LIN ERR						dB
SN	Initial	30k	50k	75k	100k	Limit	
<b>Control</b>	<b>12</b>	<b>-0.03812</b>	<b>0.00539</b>	<b>-0.08940</b>	<b>0.04588</b>	<b>0.01832</b>	<b>+/-1.3</b>
<b>Biased</b>	<b>1</b>	-0.02784	-0.00502	-0.10036	0.04529	0.00832	
	<b>3</b>	0.04656	0.06682	-0.02142	0.29316	0.13031	
	<b>4</b>	-0.07883	-0.06021	-0.13053	0.03416	-0.04016	
	<b>5</b>	0.02784	0.05748	-0.03649	0.14632	0.04850	
	<b>Min</b>	-0.07883	-0.06021	-0.13053	0.03416	-0.04016	
	<b>Max</b>	0.04656	0.06682	-0.02142	0.29316	0.13031	
	<b>Average</b>	-0.00807	0.01477	-0.07220	0.12973	0.03674	
<b>UnBiased</b>	<b>6</b>	0.00542	0.03524	-0.05747	0.35766	0.02325	
	<b>7</b>	-0.07750	-0.05963	-0.14792	0.19048	-0.09345	
	<b>8</b>	0.03323	0.05523	-0.02300	0.41854	0.07146	
	<b>9</b>	0.01783	0.03009	-0.04204	0.32979	0.01526	
	<b>Min</b>	-0.07750	-0.05963	-0.14792	0.19048	-0.09345	
	<b>Max</b>	0.03323	0.05523	-0.02300	0.41854	0.07146	
	<b>Average</b>	-0.00526	0.01523	-0.06761	0.32412	0.00413	

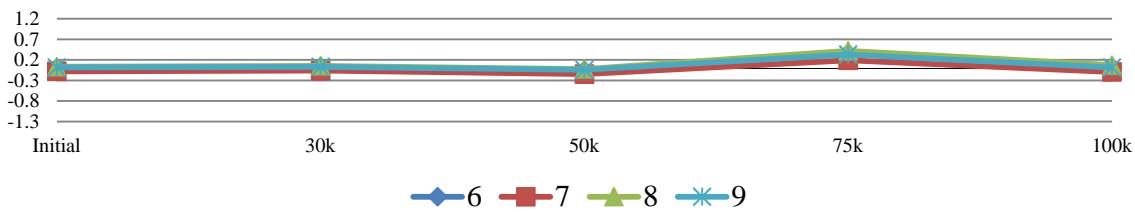
Rfin=-10dBm 2.7V/4000MHz LIN ERR - Average



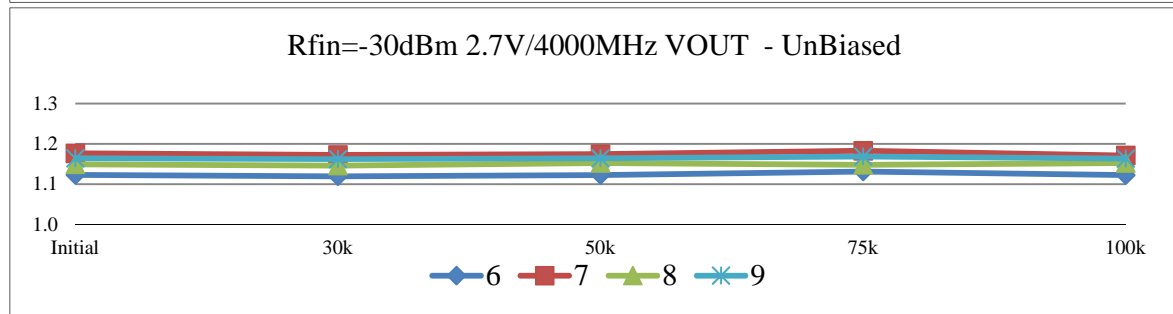
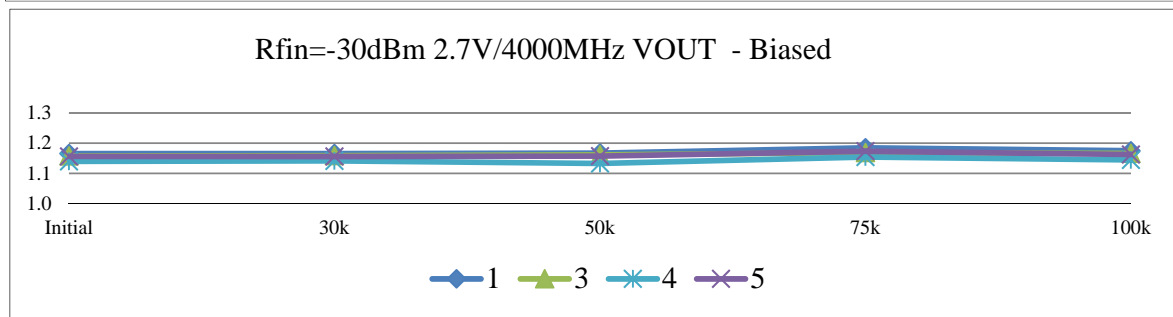
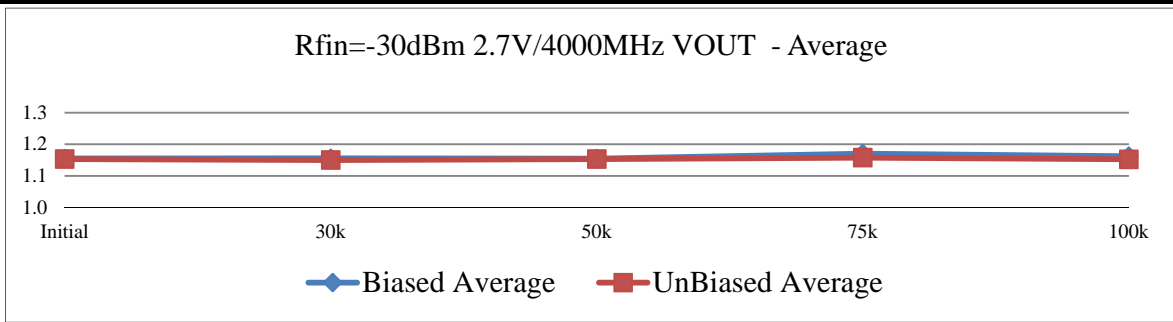
Rfin=-10dBm 2.7V/4000MHz LIN ERR - Biased




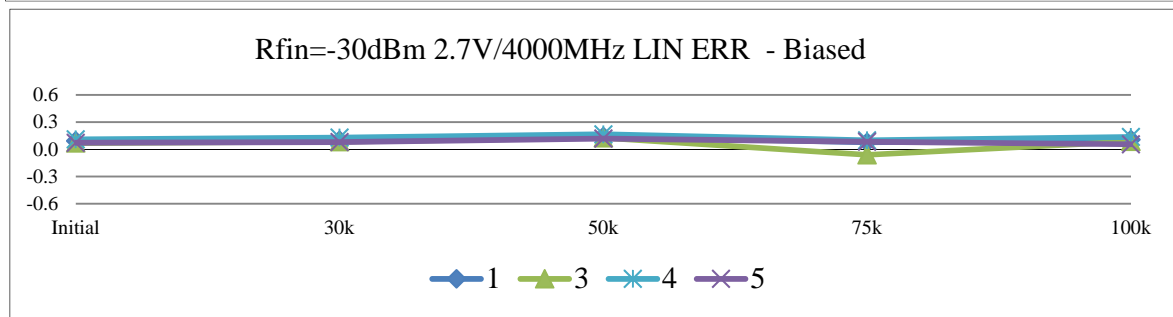
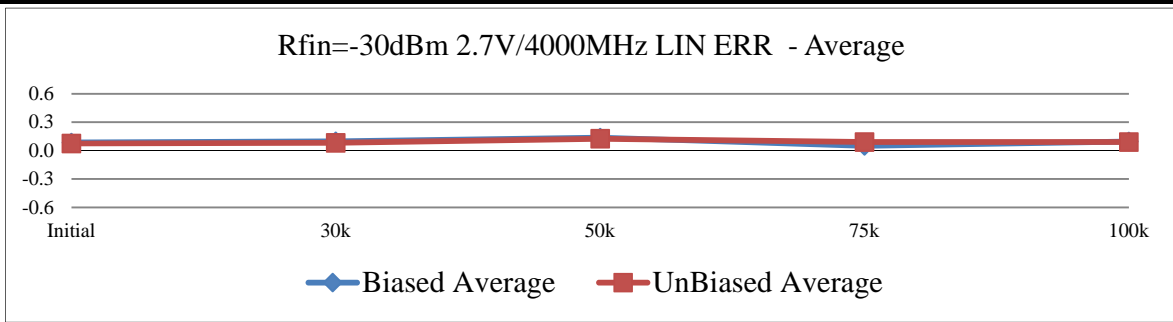
Rfin=-10dBm 2.7V/4000MHz LIN ERR - UnBiased



T#75	Rfin=-30dBm 2.7V/4000MHz VOUT						V
SN	Initial	30k	50k	75k	100k	Limit	
<b>Control</b>	<b>12</b>	<b>1.13579</b>	<b>1.13645</b>	<b>1.13548</b>	<b>1.14308</b>	<b>1.13379</b>	<b>&gt;1.03</b>
<b>Biased</b>	<b>1</b>	1.19588	1.19560	1.19738	1.21480	1.20507	<b>&lt;1.39</b>
	<b>3</b>	1.18767	1.18898	1.19132	1.19900	1.19630	
	<b>4</b>	1.16989	1.17140	1.16292	1.18442	1.17470	
	<b>5</b>	1.18634	1.18605	1.18752	1.20356	1.19279	
	<b>Min</b>	1.16989	1.17140	1.16292	1.18442	1.17470	
	<b>Max</b>	1.19588	1.19560	1.19738	1.21480	1.20507	
	<b>Average</b>	1.18495	1.18551	1.18479	1.20045	1.19222	
<b>UnBiased</b>	<b>6</b>	1.15271	1.14947	1.15261	1.16136	1.15233	
	<b>7</b>	1.20652	1.20240	1.20438	1.21284	1.20127	
	<b>8</b>	1.17907	1.17595	1.18210	1.17774	1.18231	
	<b>9</b>	1.19416	1.19210	1.19402	1.19866	1.19345	
	<b>Min</b>	1.15271	1.14947	1.15261	1.16136	1.15233	
	<b>Max</b>	1.20652	1.20240	1.20438	1.21284	1.20127	
	<b>Average</b>	1.18312	1.17998	1.18328	1.18765	1.18234	

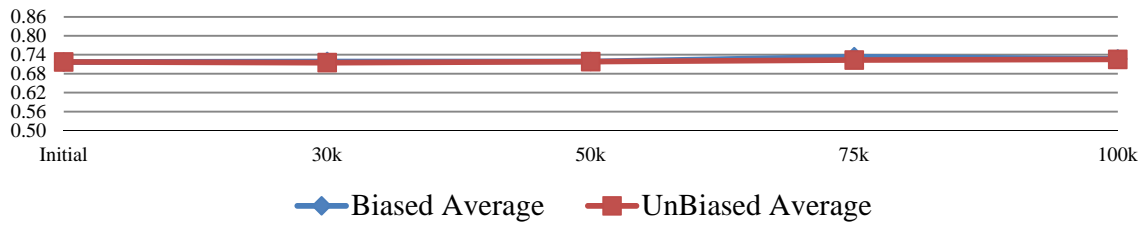


T#76	Rfin=-30dBm 2.7V/4000MHz LIN ERR						db
SN	Initial	30k	50k	75k	100k	Limit	
<b>Control</b>	<b>12</b>	<b>0.05478</b>	<b>0.06173</b>	<b>0.10083</b>	<b>0.07270</b>	<b>0.06583</b>	<b>+/-0.6</b>
<b>Biased</b>	<b>1</b>	0.09173	0.09989	0.13999	0.07671	0.10685	
	<b>3</b>	0.06869	0.08391	0.12621	-0.06182	0.08627	
	<b>4</b>	0.10958	0.12886	0.16487	0.09866	0.13589	
	<b>5</b>	0.07157	0.07938	0.11784	0.08318	0.05488	
	<b>Min</b>	0.06869	0.07938	0.11784	-0.06182	0.05488	
	<b>Max</b>	0.10958	0.12886	0.16487	0.09866	0.13589	
	<b>Average</b>	0.08539	0.09801	0.13723	0.04918	0.09597	
<b>UnBiased</b>	<b>6</b>	0.05771	0.06899	0.11648	0.04675	0.09095	
	<b>7</b>	0.08488	0.09693	0.14392	0.15280	0.10859	
	<b>8</b>	0.06581	0.07512	0.10881	0.04958	0.07364	
	<b>9</b>	0.08921	0.08569	0.13071	0.11122	0.08792	
	<b>Min</b>	0.05771	0.06899	0.10881	0.04675	0.07364	
	<b>Max</b>	0.08921	0.09693	0.14392	0.15280	0.10859	
	<b>Average</b>	0.07440	0.08168	0.12498	0.09009	0.09028	

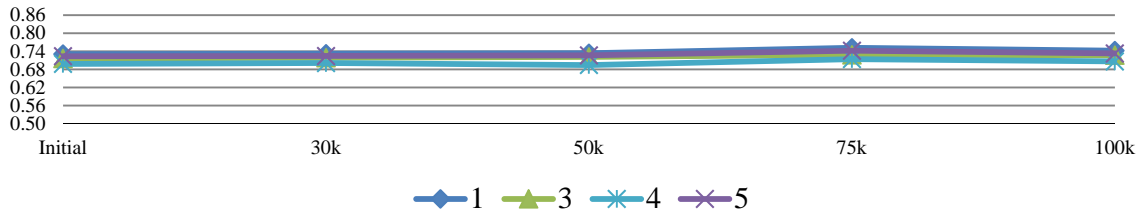


T#77	Rfin=-50dBm 2.7V/4000MHz VOUT						V
SN	Initial	30k	50k	75k	100k	Limit	
<b>Control</b>	<b>12</b>	<b>0.66827</b>	<b>0.66992</b>	<b>0.66874</b>	<b>0.67488</b>	<b>0.66702</b>	<b>&gt;0.5</b>
<b>Biased</b>	<b>1</b>	0.73052	0.73194	0.73343	0.75154	0.74225	<b>&lt;0.86</b>
	<b>3</b>	0.71579	0.71856	0.72133	0.72829	0.72682	
	<b>4</b>	0.69818	0.70111	0.69444	0.71416	0.70645	
	<b>5</b>	0.72369	0.72462	0.72664	0.74183	0.73302	
	<b>Min</b>	0.69818	0.70111	0.69444	0.71416	0.70645	
	<b>Max</b>	0.73052	0.73194	0.73343	0.75154	0.74225	
	<b>Average</b>	0.71705	0.71906	0.71896	0.73396	0.72714	
<b>UnBiased</b>	<b>6</b>	0.69119	0.68897	0.69216	0.70321	0.69544	
	<b>7</b>	0.73817	0.73486	0.73676	0.74481	0.75912	
	<b>8</b>	0.71064	0.70809	0.71433	0.71077	0.71599	
	<b>9</b>	0.72906	0.72835	0.73012	0.73520	0.73089	
	<b>Min</b>	0.69119	0.68897	0.69216	0.70321	0.69544	
	<b>Max</b>	0.73817	0.73486	0.73676	0.74481	0.75912	
	<b>Average</b>	0.71727	0.71507	0.71834	0.72350	0.72536	

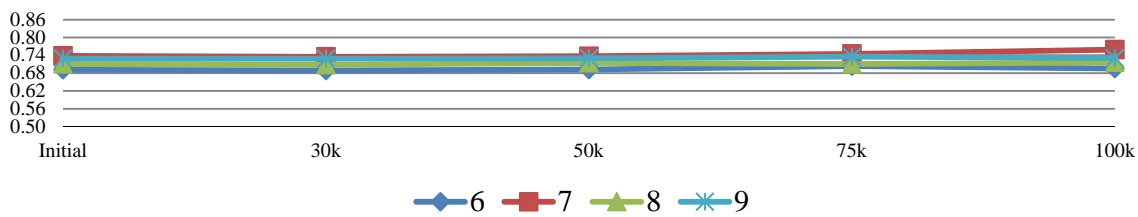
Rfin=-50dBm 2.7V/4000MHz VOUT - Average



Rfin=-50dBm 2.7V/4000MHz VOUT - Biased

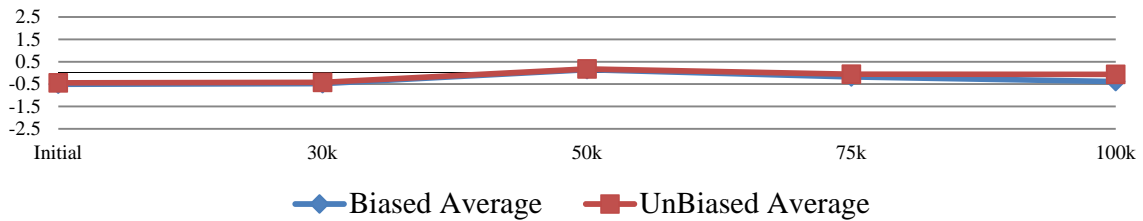


Rfin=-50dBm 2.7V/4000MHz VOUT - UnBiased

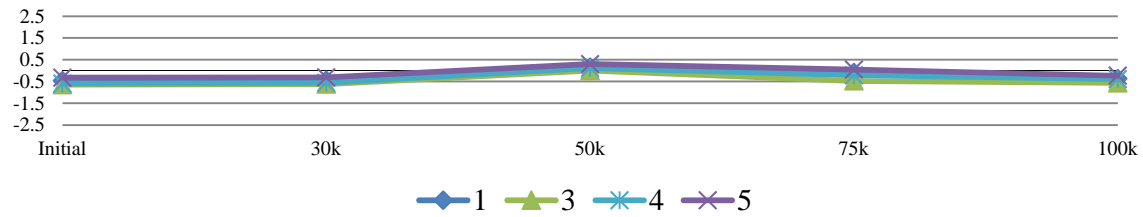


T#78	Rfin=-50dBm 2.7V/4000MHz LIN ERR						dB
SN	Initial	30k	50k	75k	100k	Limit	
<b>Control</b>	<b>12</b>	<b>0.15915</b>	<b>-0.56714</b>	<b>0.03374</b>	<b>-0.23350</b>	<b>-0.48829</b>	<b>+/-2.5</b>
<b>Biased</b>	<b>1</b>	-0.46351	-0.44102	0.15437	-0.08858	-0.36737	
	<b>3</b>	-0.64493	-0.61912	0.00017	-0.47248	-0.56339	
	<b>4</b>	-0.59185	-0.55905	0.12279	-0.21071	-0.38579	
	<b>5</b>	-0.31909	-0.30834	0.30606	0.05506	-0.22996	
	<b>Min</b>	-0.64493	-0.61912	0.00017	-0.47248	-0.56339	
	<b>Max</b>	-0.31909	-0.30834	0.30606	0.05506	-0.22996	
	<b>Average</b>	-0.50485	-0.48188	0.14585	-0.17918	-0.38663	
<b>UnBiased</b>	<b>6</b>	-0.35385	-0.32902	0.28341	0.05439	-0.12129	
	<b>7</b>	-0.55866	-0.53619	0.07000	-0.22612	0.54111	
	<b>8</b>	-0.44662	-0.43438	0.15787	-0.08198	-0.36034	
	<b>9</b>	-0.42869	-0.40308	0.18704	0.00887	-0.33716	
	<b>Min</b>	-0.55866	-0.53619	0.07000	-0.22612	-0.36034	
	<b>Max</b>	-0.35385	-0.32902	0.28341	0.05439	0.54111	
	<b>Average</b>	-0.44696	-0.42567	0.17458	-0.06121	-0.06942	

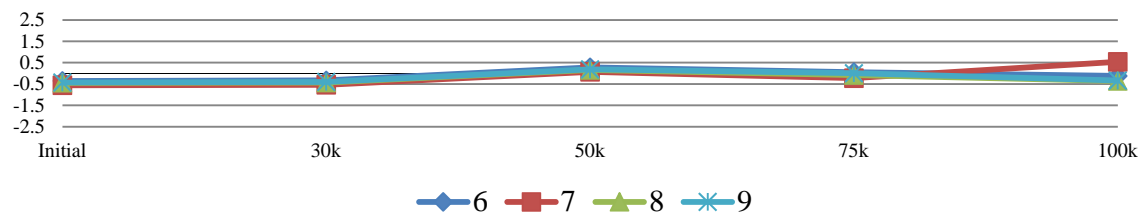
Rfin=-50dBm 2.7V/4000MHz LIN ERR - Average



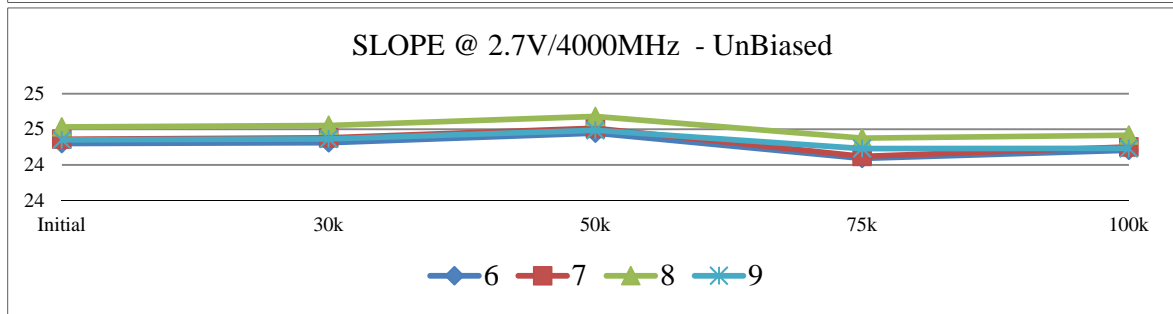
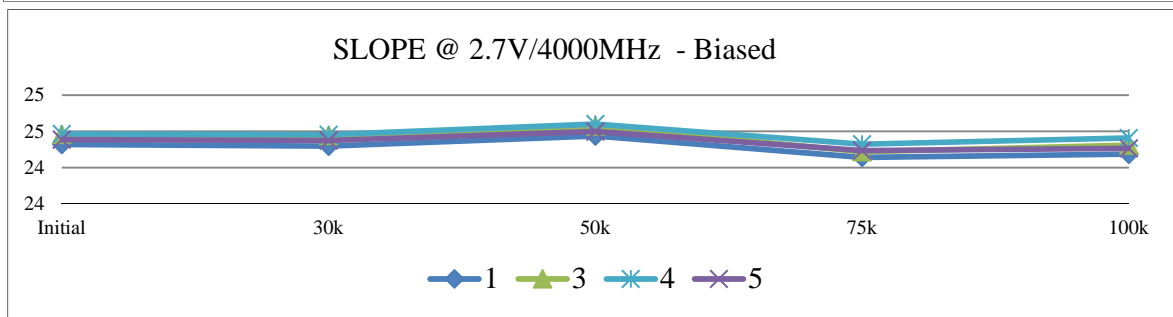
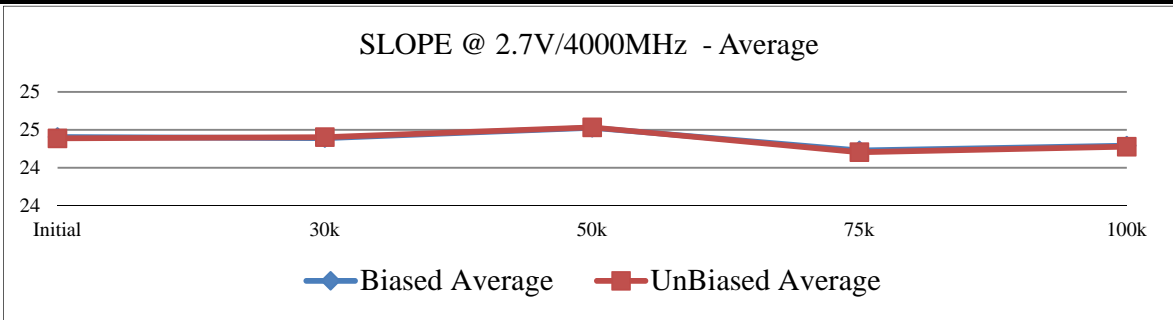
Rfin=-50dBm 2.7V/4000MHz LIN ERR - Biased



Rfin=-50dBm 2.7V/4000MHz LIN ERR - UnBiased

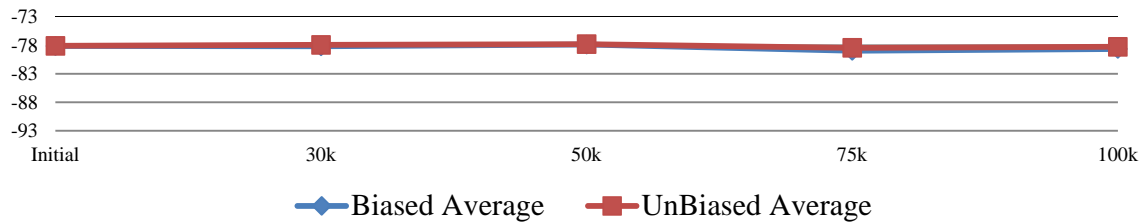


	T#79	SLOPE @ 2.7V/4000MHz					mV/dB
	SN	Initial	30k	50k	75k	100k	Limit
<b>Control</b>	<b>12</b>	<b>24.39143</b>	<b>24.33245</b>	<b>24.47613</b>	<b>24.21945</b>	<b>24.28906</b>	<b>&gt;22.3</b>
<b>Biased</b>	<b>1</b>	24.31765	24.29448	24.43457	24.14004	24.18385	<b>&lt;25.1</b>
	<b>3</b>	24.45593	24.44105	24.57082	24.21838	24.30876	
	<b>4</b>	24.46253	24.45325	24.59963	24.32186	24.40746	
	<b>5</b>	24.38579	24.37316	24.49713	24.23377	24.26427	
	<b>Min</b>	24.31765	24.29448	24.43457	24.14004	24.18385	
	<b>Max</b>	24.46253	24.45325	24.59963	24.32186	24.40746	
	<b>Average</b>	24.40548	24.39049	24.52554	24.22851	24.29109	
<b>UnBiased</b>	<b>6</b>	24.30001	24.31086	24.44634	24.09109	24.20513	
	<b>7</b>	24.36166	24.37983	24.51415	24.12031	24.25263	
	<b>8</b>	24.53302	24.55477	24.68039	24.37614	24.41783	
	<b>9</b>	24.35201	24.36557	24.48610	24.22947	24.23239	
	<b>Min</b>	24.30001	24.31086	24.44634	24.09109	24.20513	
	<b>Max</b>	24.53302	24.55477	24.68039	24.37614	24.41783	
	<b>Average</b>	24.38668	24.40276	24.53175	24.20425	24.27700	

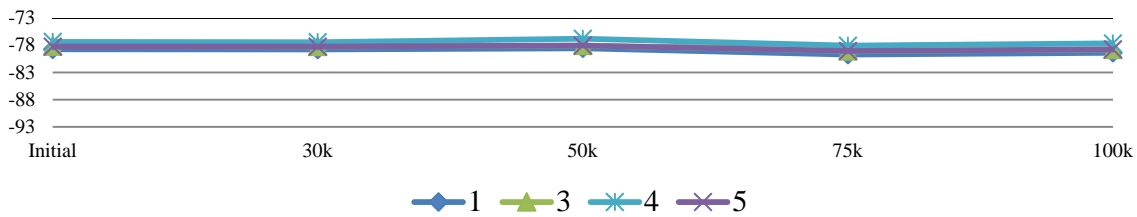


	T#80	INTERCEPT @ 2.7V/4000MHz					dBm
	SN	Initial	30k	50k	75k	100k	Limit
<b>Control</b>	<b>12</b>	<b>-76.16267</b>	<b>-76.29237</b>	<b>-75.96758</b>	<b>-76.57886</b>	<b>-76.25865</b>	<b>&gt;-93.1</b>
<b>Biased</b>	<b>1</b>	-78.73177	-78.76197	-78.54066	-79.70132	-79.36787	<b>&lt;-73.5</b>
	<b>3</b>	-78.14101	-78.21211	-78.03610	-79.02454	-78.77169	
	<b>4</b>	-77.36035	-77.42365	-76.78593	-78.05387	-77.63834	
	<b>5</b>	-78.22340	-78.23183	-78.03525	-79.03632	-78.74868	
	<b>Min</b>	-78.73177	-78.76197	-78.54066	-79.70132	-79.36787	
	<b>Max</b>	-77.36035	-77.42365	-76.78593	-78.05387	-77.63834	
	<b>Average</b>	-78.11413	-78.15739	-77.84949	-78.95401	-78.63165	
<b>UnBiased</b>	<b>6</b>	-77.02532	-76.86206	-76.70905	-77.61524	-77.16105	
	<b>7</b>	-79.08662	-78.87164	-78.66335	-79.58513	-79.06812	
	<b>8</b>	-77.64088	-77.46484	-77.46461	-77.72060	-77.99152	
	<b>9</b>	-78.59444	-78.48869	-78.30974	-78.81461	-78.80761	
	<b>Min</b>	-79.08662	-78.87164	-78.66335	-79.58513	-79.06812	
	<b>Max</b>	-77.02532	-76.86206	-76.70905	-77.61524	-77.16105	
	<b>Average</b>	-78.08682	-77.92181	-77.78669	-78.43390	-78.25708	

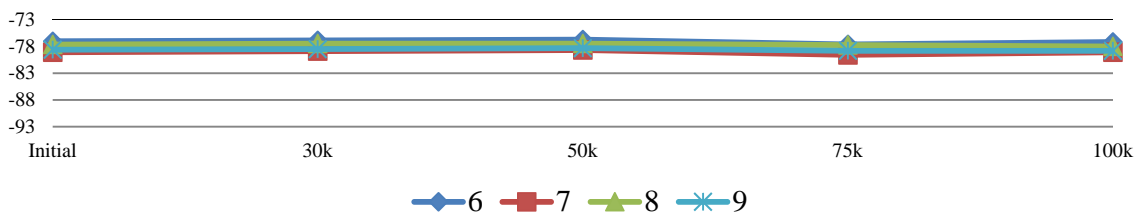
INTERCEPT @ 2.7V/4000MHz - Average



INTERCEPT @ 2.7V/4000MHz - Biased

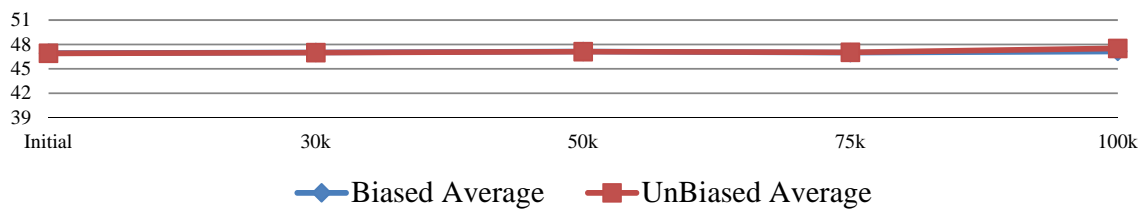


INTERCEPT @ 2.7V/4000MHz - UnBiased

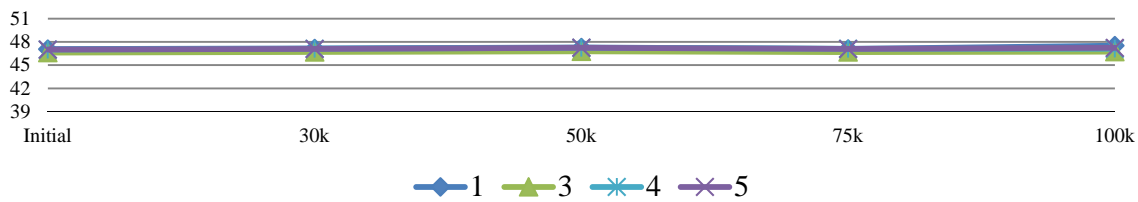


	T#82	LSf @ 5.0V/100MHz					dB/V
	SN	Initial	30k	50k	75k	100k	Limit
<b>Control</b>	<b>12</b>	<b>46.78134</b>	<b>47.14317</b>	<b>47.17599</b>	<b>47.06132</b>	<b>47.20077</b>	<b>&gt;39</b>
<b>Biased</b>	<b>1</b>	47.07587	47.15451	47.26975	47.09361	47.51015	<b>&lt;53</b>
	<b>3</b>	46.60849	46.69152	46.77957	46.68691	46.73554	
	<b>4</b>	47.00320	47.10715	47.23701	47.10578	47.11784	
	<b>5</b>	47.00791	47.09353	47.24620	47.08563	47.23285	
	<b>Min</b>	46.60849	46.69152	46.77957	46.68691	46.73554	
	<b>Max</b>	47.07587	47.15451	47.26975	47.10578	47.51015	
	<b>Average</b>	46.92387	47.01168	47.13313	46.99298	47.14910	
<b>UnBiased</b>	<b>6</b>	47.33824	47.42247	47.55236	47.46547	47.66481	
	<b>7</b>	46.76645	46.84284	46.94724	46.89270	48.58073	
	<b>8</b>	46.57124	46.67110	46.78355	46.70784	46.64498	
	<b>9</b>	46.96362	47.03987	47.16711	47.08994	47.18708	
	<b>Min</b>	46.57124	46.67110	46.78355	46.70784	46.64498	
	<b>Max</b>	47.33824	47.42247	47.55236	47.46547	48.58073	
	<b>Average</b>	46.90989	46.99407	47.11257	47.03899	47.51940	

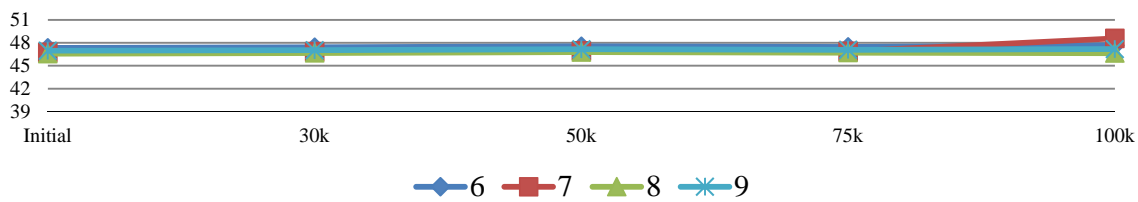
LSf @ 5.0V/100MHz - Average



LSf @ 5.0V/100MHz - Biased

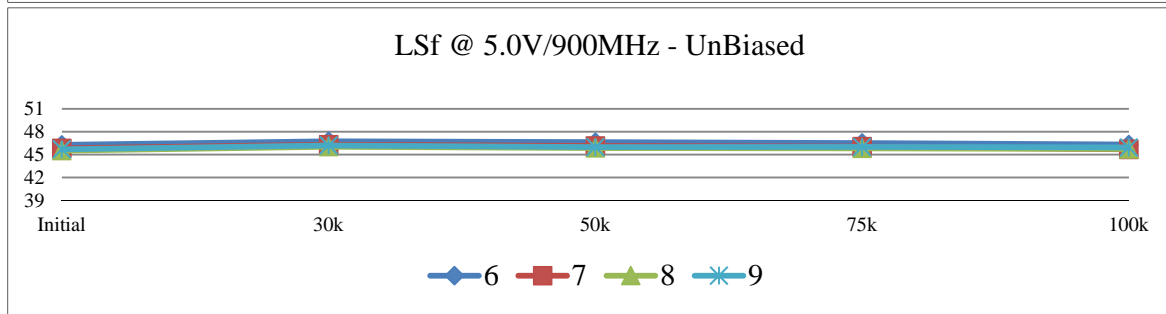
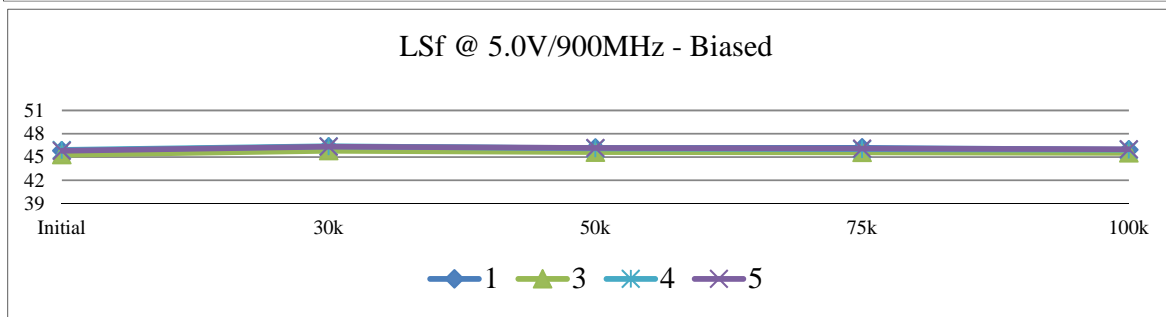
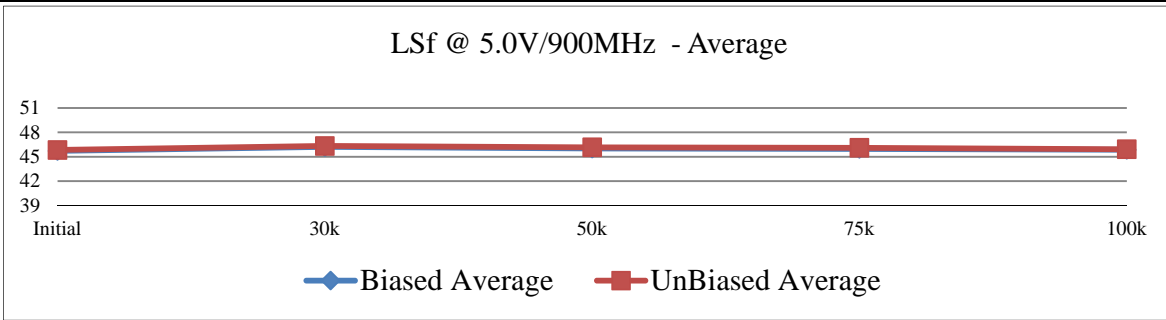


LSf @ 5.0V/100MHz - UnBiased

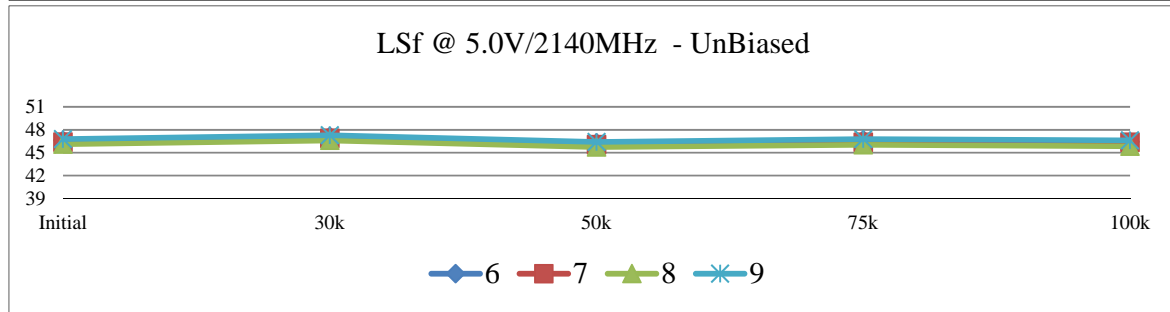
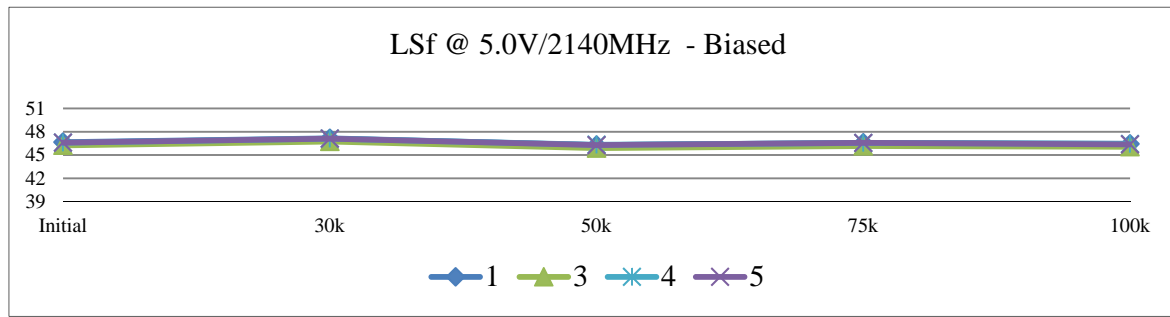
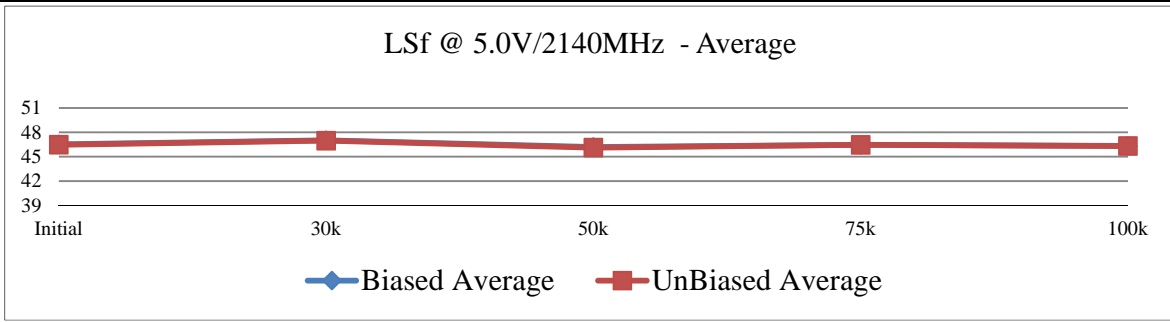




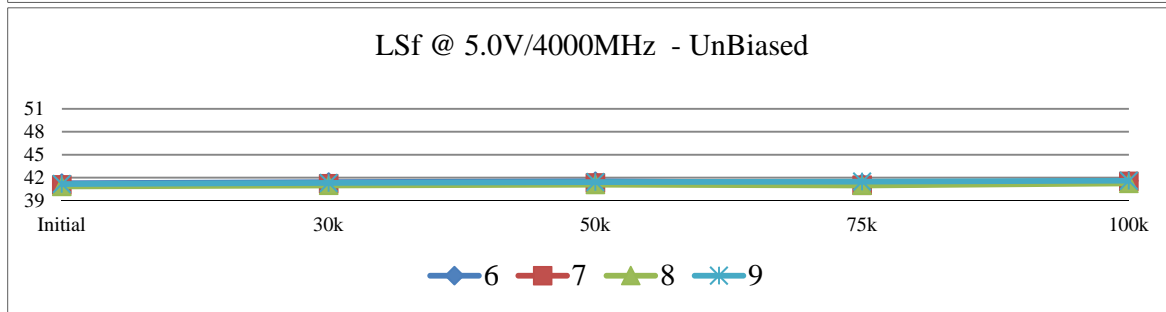
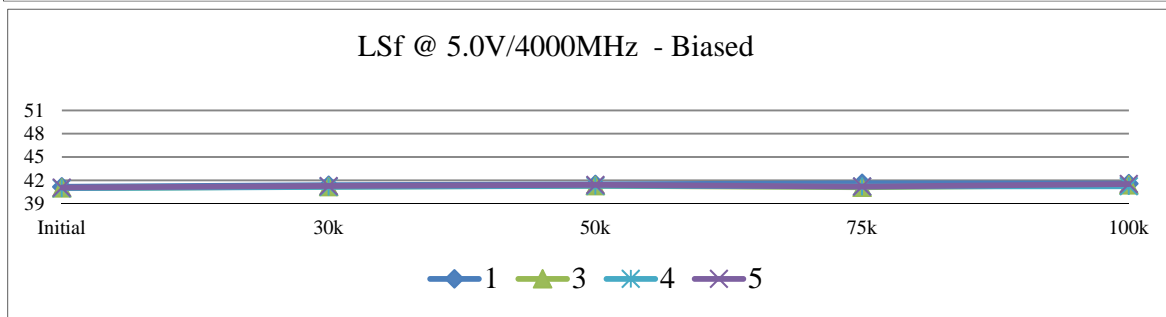
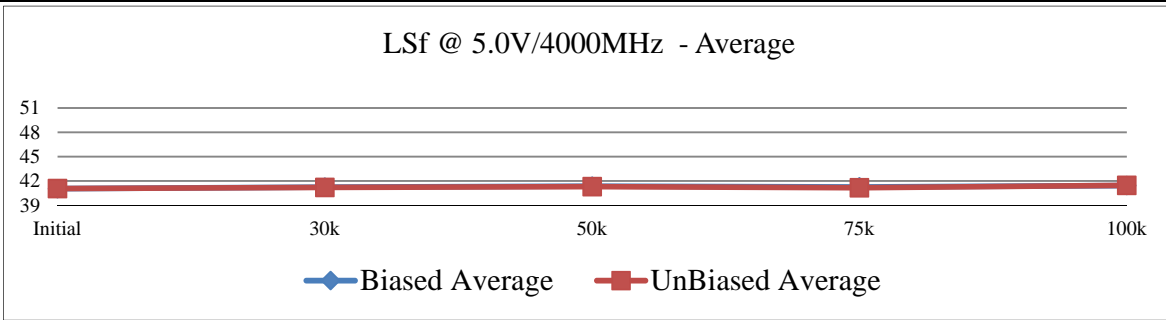
	T#83	LSf @ 5.0V/900MHz					dB/V
	SN	Initial	30k	50k	75k	100k	Limit
<b>Control</b>	<b>12</b>	<b>46.33248</b>	<b>46.32587</b>	<b>46.16402</b>	<b>46.08937</b>	<b>45.90891</b>	<b>&gt;39</b>
<b>Biased</b>	<b>1</b>	45.82426	46.30452	46.16787	46.18549	45.93724	<b>&lt;53</b>
	<b>3</b>	45.29807	45.81099	45.62252	45.58800	45.53409	
	<b>4</b>	45.90809	46.37815	46.09781	46.00615	45.94430	
	<b>5</b>	45.80796	46.33220	46.16721	46.09370	45.99910	
	<b>Min</b>	45.29807	45.81099	45.62252	45.58800	45.53409	
	<b>Max</b>	45.90809	46.37815	46.16787	46.18549	45.99910	
	<b>Average</b>	45.70960	46.20647	46.01385	45.96834	45.85368	
<b>UnBiased</b>	<b>6</b>	46.28072	46.76114	46.63197	46.51804	46.32351	
	<b>7</b>	45.81753	46.30629	46.13572	46.05626	45.68514	
	<b>8</b>	45.52722	46.04095	45.86900	45.81695	45.73457	
	<b>9</b>	45.70562	46.20345	45.97868	45.99913	45.94262	
	<b>Min</b>	45.52722	46.04095	45.86900	45.81695	45.68514	
	<b>Max</b>	46.28072	46.76114	46.63197	46.51804	46.32351	
	<b>Average</b>	45.83277	46.32796	46.15384	46.09760	45.92146	



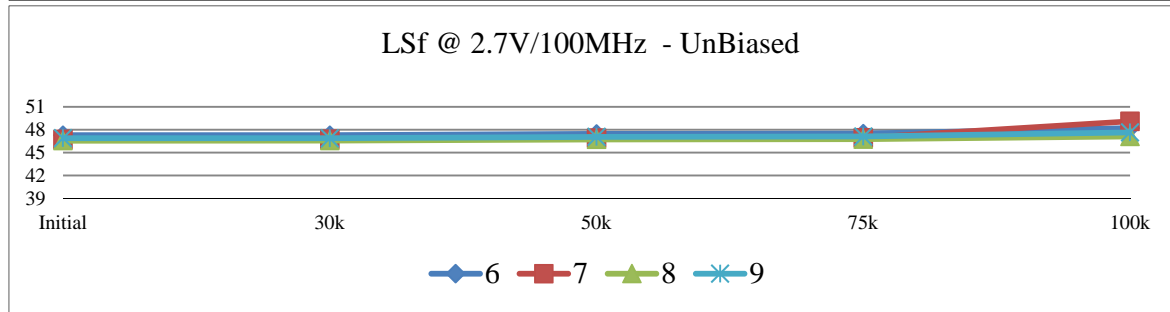
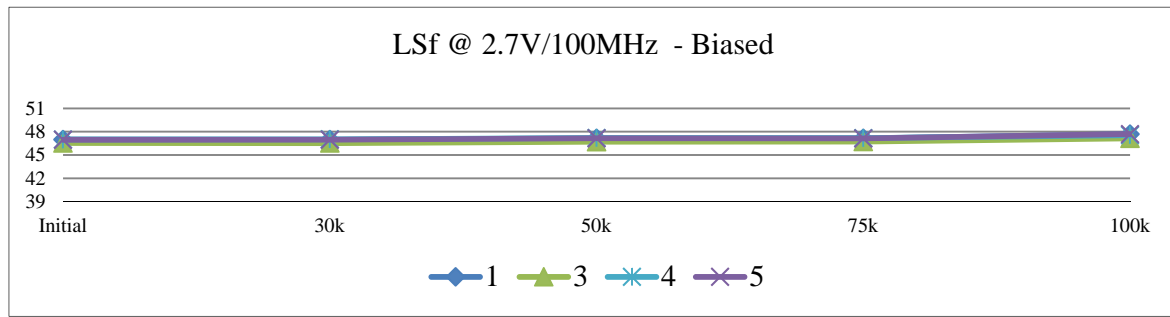
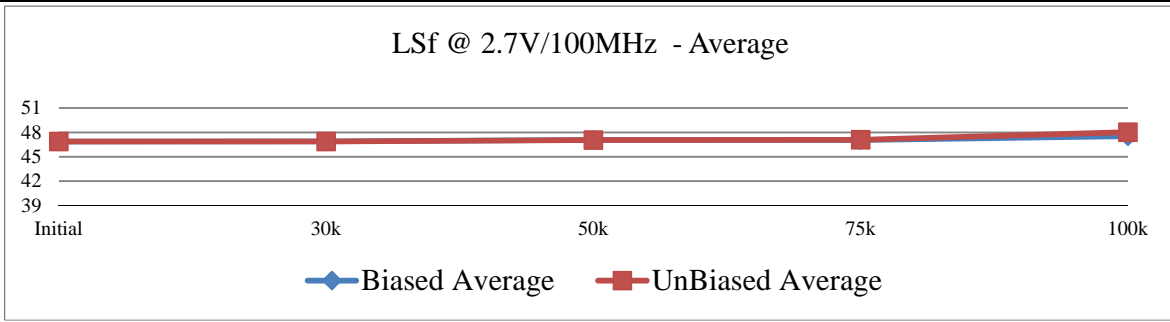
	T#84	LSf @ 5.0V/2140MHz					dB/V
	SN	Initial	30k	50k	75k	100k	Limit
<b>Control</b>	<b>12</b>	<b>46.31352</b>	<b>46.95493</b>	<b>46.13947</b>	<b>46.41915</b>	<b>46.22678</b>	<b>&gt;39</b>
<b>Biased</b>	<b>1</b>	46.65487	47.15146	46.29237	46.57378	46.44268	<b>&lt;53</b>
	<b>3</b>	46.25351	46.73752	45.88543	46.16251	46.05618	
	<b>4</b>	46.59981	47.10651	46.32327	46.55043	46.44105	
	<b>5</b>	46.59518	47.10819	46.28033	46.56499	46.37456	
	<b>Min</b>	46.25351	46.73752	45.88543	46.16251	46.05618	
	<b>Max</b>	46.65487	47.15146	46.32327	46.57378	46.44268	
	<b>Average</b>	46.52584	47.02592	46.19535	46.46293	46.32862	
<b>UnBiased</b>	<b>6</b>	46.61697	47.13111	46.27779	46.66674	46.44699	
	<b>7</b>	46.38355	46.88094	46.04596	46.35240	46.36662	
	<b>8</b>	46.10406	46.60508	45.74202	46.03097	45.83332	
	<b>9</b>	46.77638	47.28171	46.40070	46.78484	46.61984	
	<b>Min</b>	46.10406	46.60508	45.74202	46.03097	45.83332	
	<b>Max</b>	46.77638	47.28171	46.40070	46.78484	46.61984	
	<b>Average</b>	46.47024	46.97471	46.11662	46.45874	46.31669	



T# 85	LSf @ 5.0V/4000MHz						dB/V
SN	Initial	30k	50k	75k	100k	Limit	
<b>Control</b>	<b>12</b>	<b>40.98425</b>	<b>41.43344</b>	<b>41.53569</b>	<b>41.38979</b>	<b>41.56245</b>	<b>&gt;39</b>
<b>Biased</b>	<b>1</b>	41.16972	41.37419	41.48121	41.62238	41.58747	<b>&lt;53</b>
	<b>3</b>	41.01261	41.19471	41.30737	41.10531	41.40810	
	<b>4</b>	40.98845	41.16122	41.28553	41.20554	41.24103	
	<b>5</b>	41.06925	41.27705	41.41561	41.20189	41.52783	
	<b>Min</b>	40.98845	41.16122	41.28553	41.10531	41.24103	
	<b>Max</b>	41.16972	41.37419	41.48121	41.62238	41.58747	
	<b>Average</b>	41.06001	41.25179	41.37243	41.28378	41.44111	
<b>UnBiased</b>	<b>6</b>	41.26794	41.41468	41.51340	41.27222	41.58644	
	<b>7</b>	41.04060	41.17520	41.28388	40.99673	41.49466	
	<b>8</b>	40.82769	40.96950	41.06918	40.97046	41.22354	
	<b>9</b>	41.15694	41.29466	41.41098	41.47280	41.57859	
	<b>Min</b>	40.82769	40.96950	41.06918	40.97046	41.22354	
	<b>Max</b>	41.26794	41.41468	41.51340	41.47280	41.58644	
	<b>Average</b>	41.07329	41.21351	41.31936	41.17805	41.47081	

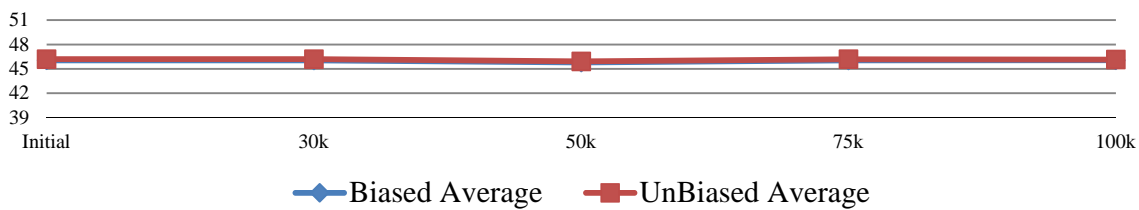


	T#86	LSf @ 2.7V/100MHz					dB/V
	SN	Initial	30k	50k	75k	100k	Limit
<b>Control</b>	<b>12</b>	<b>47.34248</b>	<b>46.91227</b>	<b>47.09167</b>	<b>47.09087</b>	<b>47.59968</b>	<b>&gt;39</b>
<b>Biased</b>	<b>1</b>	46.98360	46.98286	47.15934	47.15188	47.68683	<b>&lt;53</b>
	<b>3</b>	46.53899	46.53360	46.71244	46.72292	47.13522	
	<b>4</b>	47.00225	47.02407	47.19971	47.17587	47.56136	
	<b>5</b>	46.96222	46.97349	47.16659	47.13939	47.70081	
	<b>Min</b>	46.53899	46.53360	46.71244	46.72292	47.13522	
	<b>Max</b>	47.00225	47.02407	47.19971	47.17587	47.70081	
	<b>Average</b>	46.87177	46.87851	47.05952	47.04752	47.52106	
<b>UnBiased</b>	<b>6</b>	47.29187	47.28694	47.45995	47.48987	48.21776	
	<b>7</b>	46.73278	46.74804	46.89912	46.95451	49.10505	
	<b>8</b>	46.56334	46.57429	46.73376	46.76392	47.11041	
	<b>9</b>	46.89711	46.89466	47.06789	47.11270	47.65380	
	<b>Min</b>	46.56334	46.57429	46.73376	46.76392	47.11041	
	<b>Max</b>	47.29187	47.28694	47.45995	47.48987	49.10505	
	<b>Average</b>	46.87128	46.87598	47.04018	47.08025	48.02176	

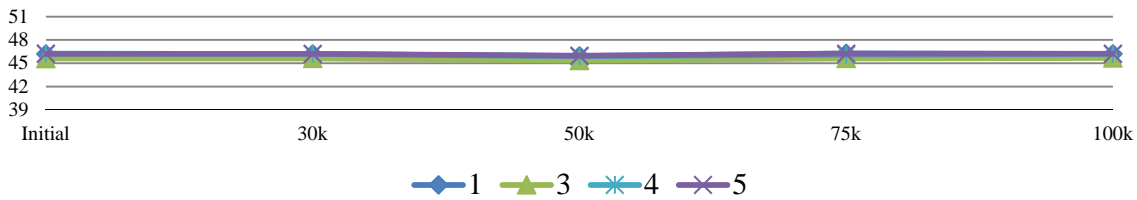


	T#87	LSf @ 2.7V/900MHz					dB/V
	SN	Initial	30k	50k	75k	100k	Limit
<b>Control</b>	<b>12</b>	<b>46.28382</b>	<b>46.10998</b>	<b>45.86981</b>	<b>46.06733</b>	<b>46.08739</b>	<b>&gt;39</b>
<b>Biased</b>	<b>1</b>	46.17130	46.17175	45.92319	46.26431	46.19434	<b>&lt;53</b>
	<b>3</b>	45.58851	45.60258	45.33785	45.60670	45.66475	
	<b>4</b>	46.23409	46.18222	45.89425	46.07676	46.15939	
	<b>5</b>	46.19007	46.20461	45.95820	46.22501	46.21987	
	<b>Min</b>	45.58851	45.60258	45.33785	45.60670	45.66475	
	<b>Max</b>	46.23409	46.20461	45.95820	46.26431	46.21987	
	<b>Average</b>	46.04599	46.04029	45.77837	46.04320	46.05959	
<b>UnBiased</b>	<b>6</b>	46.66534	46.66217	46.41020	46.66273	46.54246	
	<b>7</b>	46.17429	46.16019	45.89148	46.14143	45.92808	
	<b>8</b>	45.84723	45.85939	45.60104	45.85855	45.90918	
	<b>9</b>	46.08354	46.10717	45.78889	46.10330	46.19261	
	<b>Min</b>	45.84723	45.85939	45.60104	45.85855	45.90918	
	<b>Max</b>	46.66534	46.66217	46.41020	46.66273	46.54246	
	<b>Average</b>	46.19260	46.19723	45.92290	46.19150	46.14308	

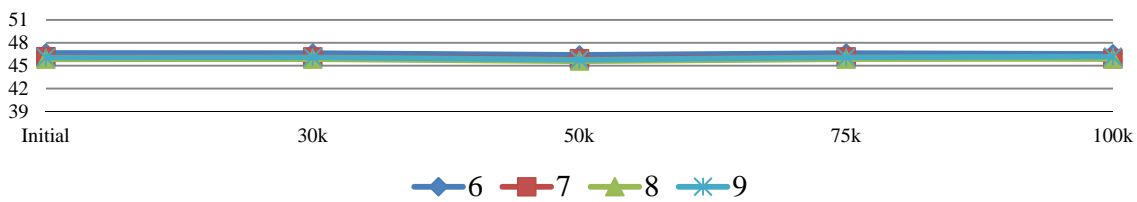
LSf @ 2.7V/900MHz - Average



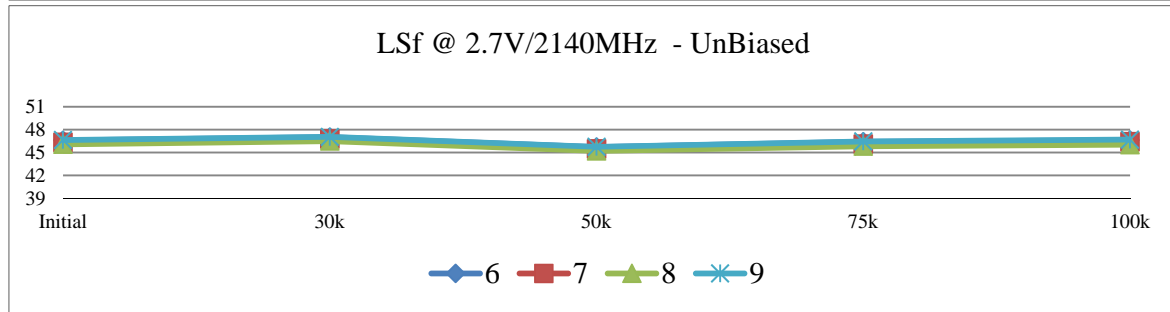
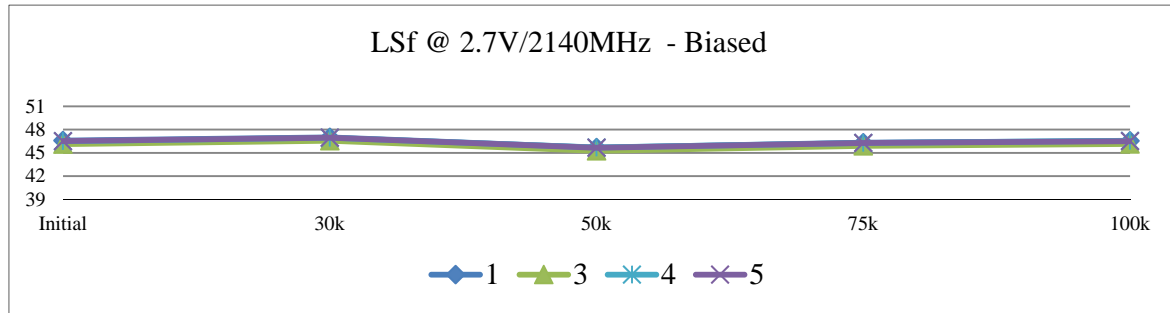
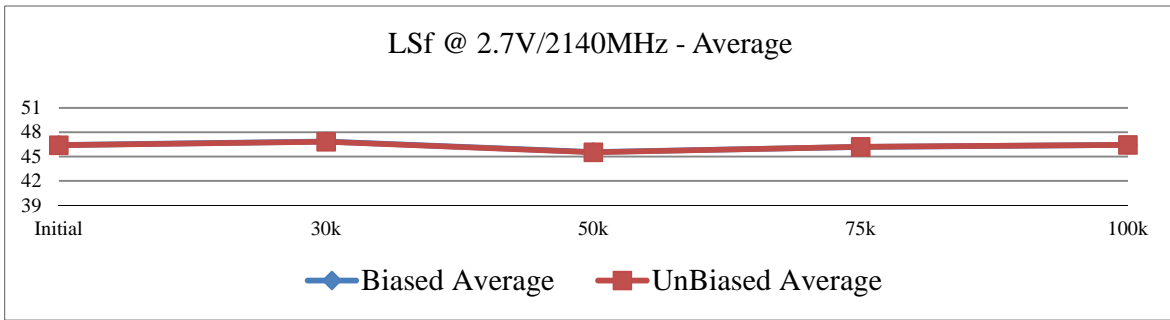
LSf @ 2.7V/900MHz - Biased



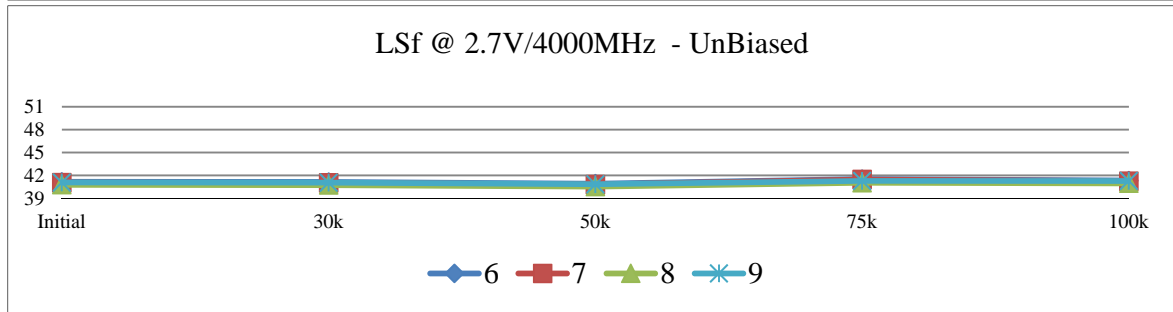
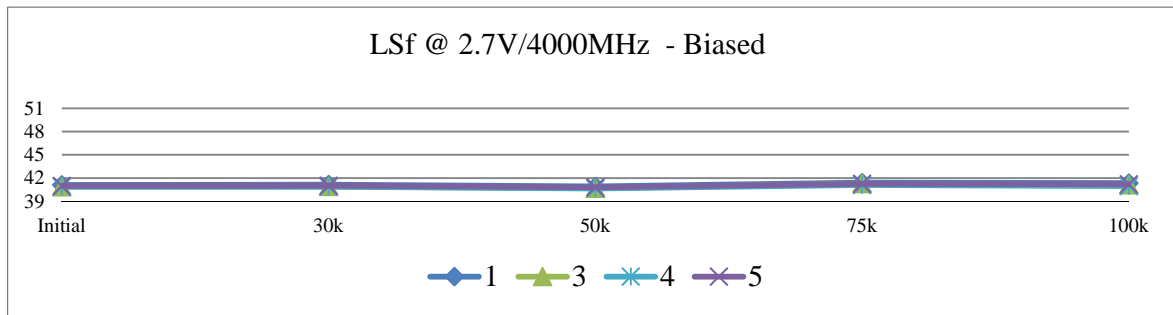
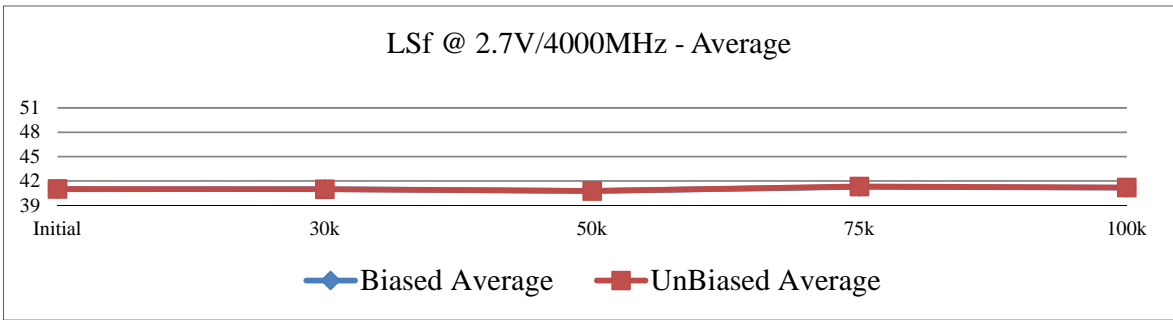
LSf @ 2.7V/900MHz - UnBiased



	T#88	LSf @ 2.7V/2140MHz					dB/V
	SN	Initial	30k	50k	75k	100k	Limit
<b>Control</b>	<b>12</b>	<b>45.53940</b>	<b>46.81606</b>	<b>45.56477</b>	<b>46.17376</b>	<b>46.35600</b>	<b>&gt;39</b>
<b>Biased</b>	<b>1</b>	46.58182	47.00090	45.67690	46.30755	46.54679	<b>&lt;53</b>
	<b>3</b>	46.12284	46.55751	45.24849	45.89989	46.14373	
	<b>4</b>	46.50841	46.94469	45.68850	46.27730	46.55796	
	<b>5</b>	46.51249	46.95719	45.65828	46.28064	46.49933	
	<b>Min</b>	46.12284	46.55751	45.24849	45.89989	46.14373	
	<b>Max</b>	46.58182	47.00090	45.68850	46.30755	46.55796	
	<b>Average</b>	46.43139	46.86507	45.56804	46.19135	46.43695	
<b>UnBiased</b>	<b>6</b>	46.59768	47.01587	45.71858	46.41299	46.61581	
	<b>7</b>	46.32458	46.76114	45.45961	46.09937	46.41792	
	<b>8</b>	46.06971	46.49111	45.19262	45.82550	46.02178	
	<b>9</b>	46.63504	47.05297	45.74514	46.45970	46.69230	
	<b>Min</b>	46.06971	46.49111	45.19262	45.82550	46.02178	
	<b>Max</b>	46.63504	47.05297	45.74514	46.45970	46.69230	
	<b>Average</b>	46.40675	46.83027	45.52899	46.19939	46.43695	

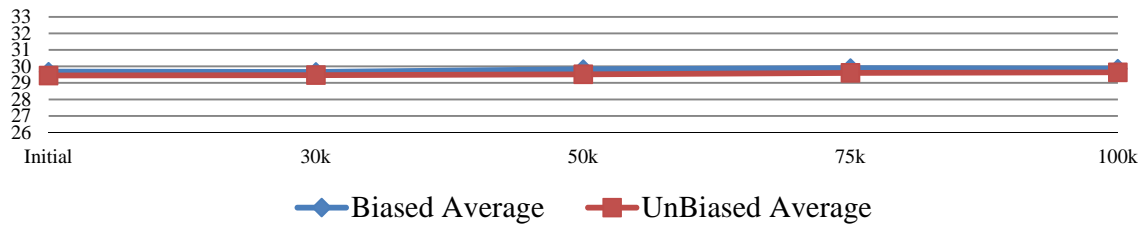


	T#89	LSf @ 2.7V/4000MHz					dB/V
	SN	Initial	30k	50k	75k	100k	Limit
<b>Control</b>	<b>12</b>	<b>40.99800</b>	<b>41.09738</b>	<b>40.85614</b>	<b>41.28913</b>	<b>41.17080</b>	<b>&gt;39</b>
<b>Biased</b>	<b>1</b>	41.12239	41.16161	40.92562	41.42496	41.34991	<b>&lt;53</b>
	<b>3</b>	40.88988	40.91478	40.69868	41.29095	41.13743	
	<b>4</b>	40.87884	40.89436	40.65101	41.11528	40.97108	
	<b>5</b>	41.00749	41.02874	40.82111	41.26472	41.21286	
	<b>Min</b>	40.87884	40.89436	40.65101	41.11528	40.97108	
	<b>Max</b>	41.12239	41.16161	40.92562	41.42496	41.34991	
	<b>Average</b>	40.97465	40.99987	40.77411	41.27398	41.16782	
<b>UnBiased</b>	<b>6</b>	41.15225	41.13388	40.90591	41.50911	41.31356	
	<b>7</b>	41.04810	41.01751	40.79277	41.45884	41.23265	
	<b>8</b>	40.76138	40.72528	40.51801	41.02373	40.95367	
	<b>9</b>	41.06437	41.04151	40.83950	41.27205	41.26708	
	<b>Min</b>	40.76138	40.72528	40.51801	41.02373	40.95367	
	<b>Max</b>	41.15225	41.13388	40.90591	41.50911	41.31356	
	<b>Average</b>	41.00653	40.97955	40.76405	41.31593	41.19174	

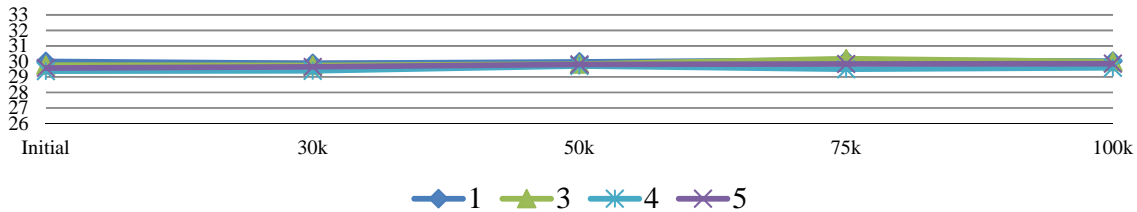


	T#90	5.25V Supply Current					mA
	SN	Initial	30k	50k	75k	100k	Limit
<b>Control</b>	<b>12</b>	<b>29.25145</b>	<b>29.36113</b>	<b>29.44809</b>	<b>29.36740</b>	<b>29.35833</b>	<b>&gt;26</b>
<b>Biased</b>	<b>1</b>	30.00510	29.87819	29.97141	30.07796	30.02111	<b>&lt;33</b>
	<b>3</b>	29.76302	29.74501	29.82726	30.17353	29.98508	
	<b>4</b>	29.37523	29.39247	29.70818	29.49901	29.59180	
	<b>5</b>	29.57422	29.64629	29.80925	29.83353	29.85424	
	<b>Min</b>	29.37523	29.39247	29.70818	29.49901	29.59180	
	<b>Max</b>	30.00510	29.87819	29.97141	30.17353	30.02111	
	<b>Average</b>	29.67939	29.66549	29.82903	29.89601	29.86306	
<b>UnBiased</b>	<b>6</b>	28.94906	28.96002	29.07910	29.01486	29.07865	
	<b>7</b>	29.73717	29.83040	29.85938	30.02312	29.95061	
	<b>8</b>	29.47081	29.57892	29.51938	29.70975	29.65604	
	<b>9</b>	29.62671	29.50841	29.62514	29.68547	29.86913	
	<b>Min</b>	28.94906	28.96002	29.07910	29.01486	29.07865	
	<b>Max</b>	29.73717	29.83040	29.85938	30.02312	29.95061	
	<b>Average</b>	29.44594	29.46944	29.52075	29.60830	29.63861	

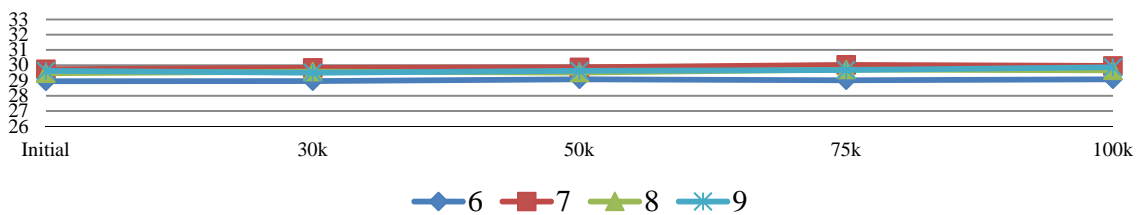
5.25V Supply Current - Average



5.25V Supply Current - Biased



5.25V Supply Current - UnBiased





T#91	5.25V Sleep Current						uA
SN	Initial	30k	50k	75k	100k	Limit	
<b>Control</b>	<b>12</b>	<b>142.66439</b>	<b>143.15073</b>	<b>143.67627</b>	<b>143.16641</b>	<b>143.16996</b>	<b>&gt;50</b>
<b>Biased</b>	<b>1</b>	143.83315	142.04472	142.09178	147.41001	143.93879	<b>&lt;300</b>
	<b>3</b>	145.91181	144.77443	144.79796	148.17873	146.44925	
	<b>4</b>	142.27220	141.35444	142.79774	153.55971	143.39747	
	<b>5</b>	142.55458	141.65252	142.12316	145.04112	143.24841	
	<b>Min</b>	142.27220	141.35444	142.09178	145.04112	143.24841	
	<b>Max</b>	145.91181	144.77443	144.79796	153.55971	146.44925	
	<b>Average</b>	143.64294	142.45653	142.95266	148.54739	144.25848	
<b>UnBiased</b>	<b>6</b>	142.38201	143.77039	144.00572	152.51646	142.65218	
	<b>7</b>	142.02118	143.58215	143.44095	143.55860	142.26776	
	<b>8</b>	169.89876	174.26787	173.98549	173.75017	173.76622	
	<b>9</b>	143.09581	143.94296	144.31163	143.77823	143.64852	
	<b>Min</b>	142.02118	143.58215	143.44095	143.55860	142.26776	
	<b>Max</b>	169.89876	174.26787	173.98549	173.75017	173.76622	
	<b>Average</b>	149.34944	151.39084	151.43595	153.40087	150.58367	

