

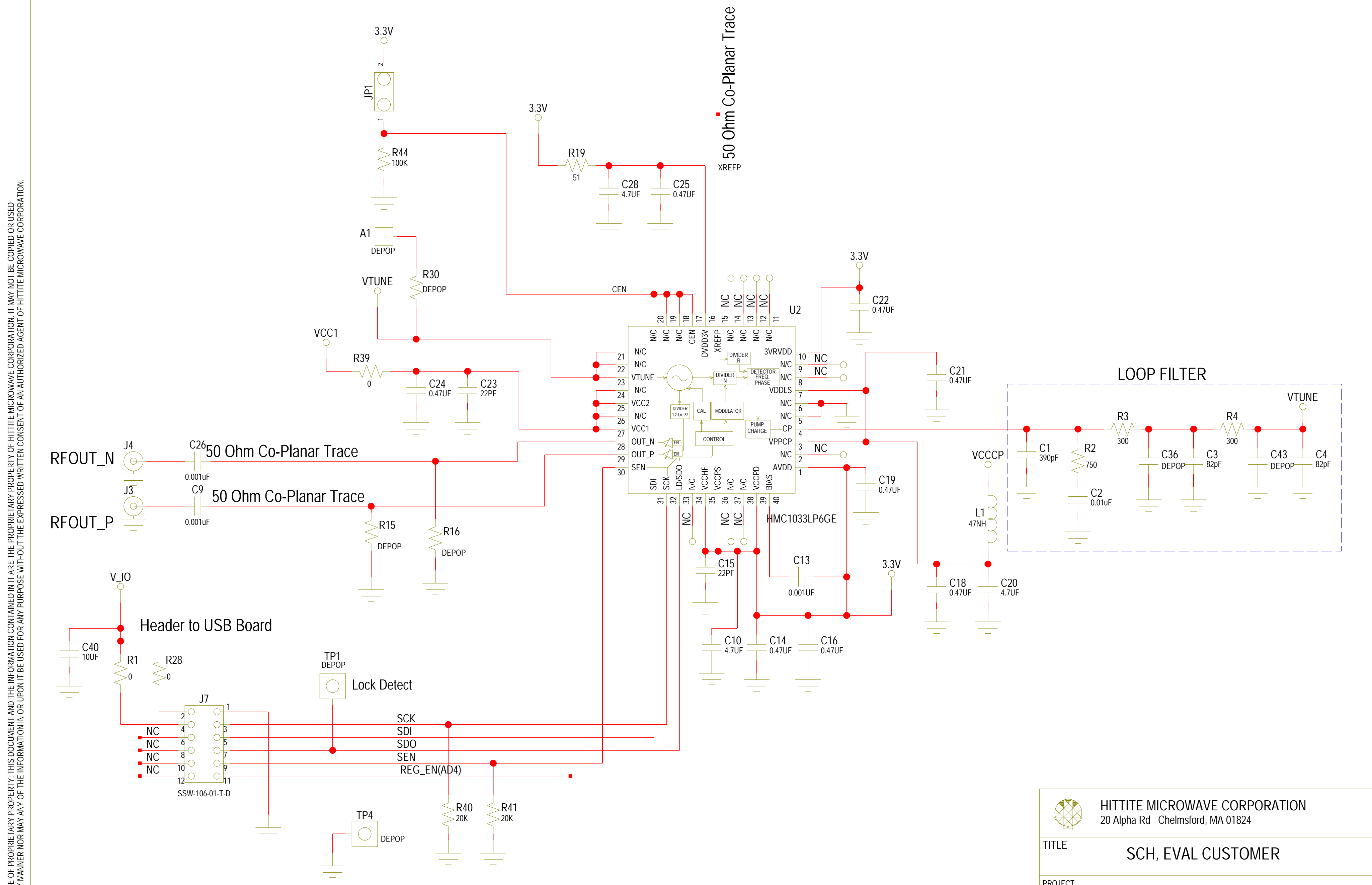
Analog Devices Welcomes Hittite Microwave Corporation

NO CONTENT ON THE ATTACHED DOCUMENT HAS CHANGED




THIS PAGE INTENTIONALLY LEFT BLANK

REVISIONS					
REV	ECN#	ZONE	DESCRIPTION	NAME	DATE
A	CP120808	----	PRODUCTION RELEASE PER CP120808	D. ACEVAL	04/23/2012
B	CP121326	----	CHANGE AS PER CP121326	D. ACEVAL	10/15/2012

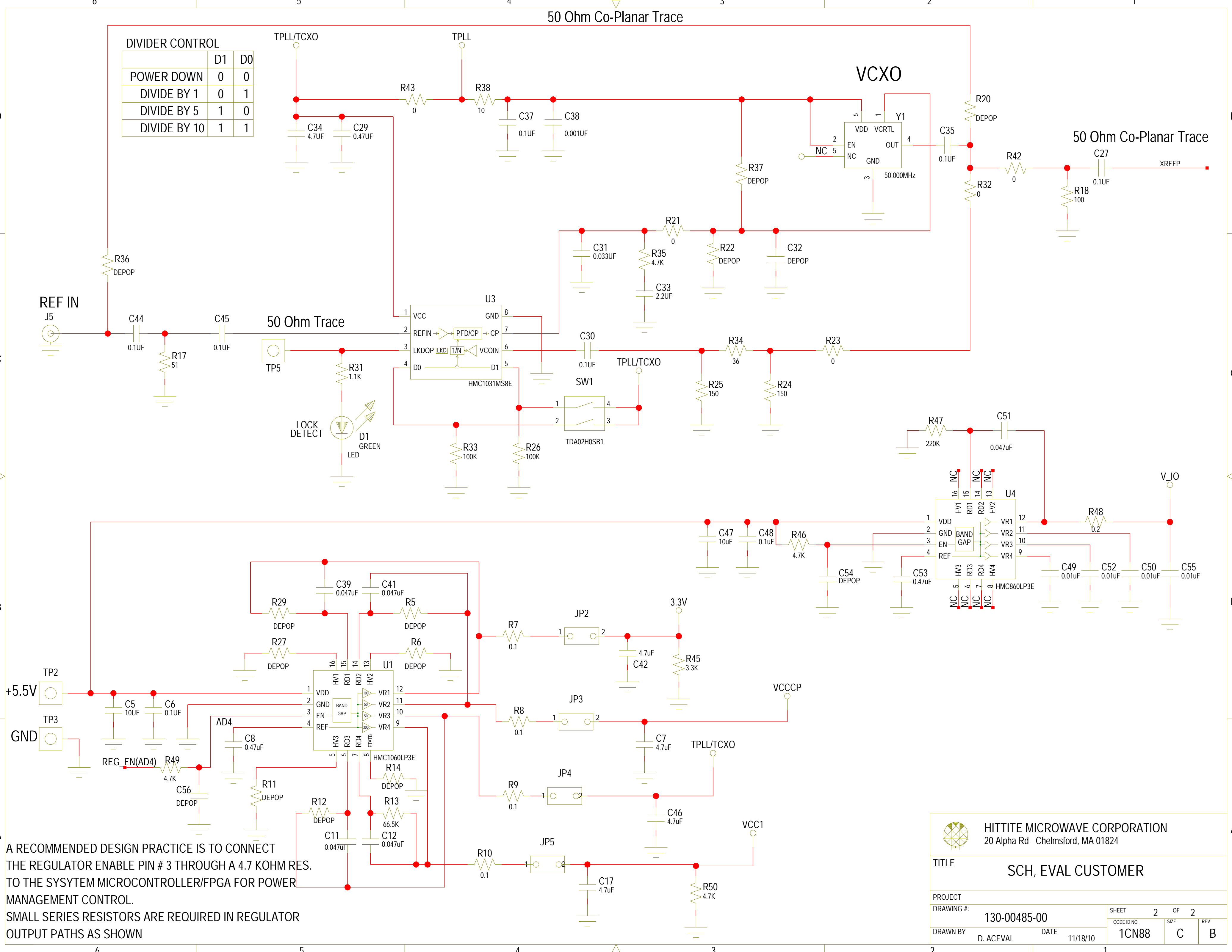


NOTICE OF PROPRIETARY PROPERTY: THIS DOCUMENT AND THE INFORMATION CONTAINED IN IT ARE THE PROPRIETARY PROPERTY OF HITTITE MICROWAVE CORPORATION. IT MAY NOT BE COPIED OR USED IN ANY MANNER NOR MAY ANY OF THE INFORMATION IN OR UPON IT BE USED FOR ANY PURPOSE WITHOUT THE EXPRESSED WRITTEN CONSENT OF AN AUTHORIZED AGENT OF HITTITE MICROWAVE CORPORATION.

 HITTITE MICROWAVE CORPORATION 20 Alpha Rd Chelmsford, MA 01824				
TITLE SCH, EVAL CUSTOMER				
PROJECT DRAWING #: 130-00485-00				
DRAWN BY: D.YOUNG		DATE: 11/18/10		SHEET 1 OF 2
CODE ID NO.: 1CN88		SIZE: C		REV: B

DIVIDER CONTROL

	D1	D0
POWER DOWN	0	0
DIVIDE BY 1	0	1
DIVIDE BY 5	1	0
DIVIDE BY 10	1	1



A RECOMMENDED DESIGN PRACTICE IS TO CONNECT THE REGULATOR ENABLE PIN # 3 THROUGH A 4.7 KOHM RES. TO THE SYSYSTEM MICROCONTROLLER/FPGA FOR POWER MANAGEMENT CONTROL. SMALL SERIES RESISTORS ARE REQUIRED IN REGULATOR OUTPUT PATHS AS SHOWN

HITTITE MICROWAVE CORPORATION
 20 Alpha Rd Chelmsford, MA 01824

TITLE: **SCH, EVAL CUSTOMER**

PROJECT: 130-00485-00

DRAWING #: 130-00485-00

DRAWN BY: D. ACEVAL DATE: 11/18/10

SHEET 2 OF 2

CODE ID NO. 1CN88 SIZE C REV B