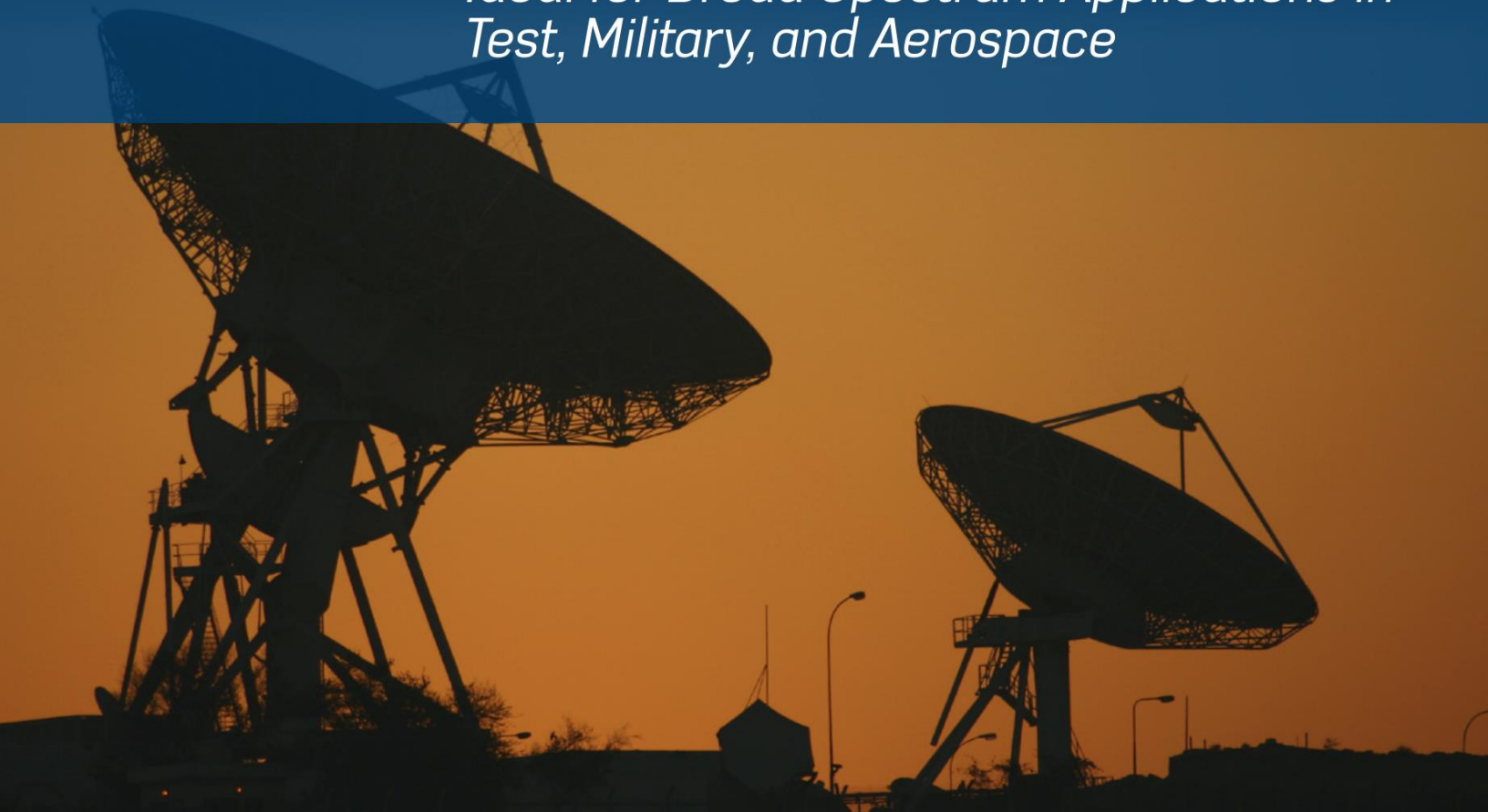



WIDEBAND SWITCHES

Ideal for Broad Spectrum Applications in Test, Military, and Aerospace




ADRF5020, Ultrawideband Fast Switching Silicon SPDT Switch

- ▶ Ultrawide frequency band: 0.1 GHz to 30 GHz
- ▶ Fast switching/settling time: 10 ns/40 ns
- ▶ Low insertion loss: 2 dB at 30 GHz
- ▶ High channel isolation: 52 dB at 30 GHz
- ▶ Compact 3 mm × 3 mm package
- ▶ ESD robustness: 1 kV



HMC1118, High Isolation Wideband Silicon SPDT Switch

- ▶ Frequency range: 9 kHz to 13 GHz
- ▶ Low insertion loss: 0.68 dB at 8 GHz
- ▶ High isolation: 48 dB at 8 GHz
- ▶ High power: 35 dBm through, 27 dBm terminated
- ▶ Compact 3 mm × 3 mm package
- ▶ ESD robustness: 2 kV



Part Number	Frequency (GHz)	Function	Insertion Loss	Isolation	Feature	Package	Availability
HMC1118	9 kHz to 13 GHz	SPDT	0.68 dB at 8 GHz	48 dB at 8 GHz	Low cutoff frequency	3 × 3	Released
ADRF5040	9 kHz to 12 GHz	SP4T	0.86 dB at 8 GHz	35 dB at 8 GHz	Low cutoff frequency	4 × 4	Sampling
ADRF5020 / 21	0.1 GHz / 9 kHz to 30 GHz	SPDT	2 dB at 30 GHz	52 dB at 30 GHz	Fast switching / Low cut-off	3 × 3	Released
ADRF5044 / 45	0.1 GHz / 9 kHz to 30 GHz	SP4T	2.6 dB at 30 GHz	47 dB at 30 GHz	Fast switching / Low cut-off	4 × 4	Sampling
ADRF5026 / 27	0.1 GHz / 9 kHz to 40 GHz	SPDT	2.0 dB at 40 GHz	50 dB at 40 GHz	Fast switching / Low cut-off	3 × 3	Sampling
ADRF5024 / 25	0.1 GHz / 9 kHz to 40 GHz	SPDT, reflective	1.5 dB at 40 GHz	38 dB at 30 GHz	Fast switching / Low cut-off	2.25 × 2.25	Sampling
ADRF5042 / 43	0.1 GHz / 9 kHz to 40 GHz	SP4T	2.3 dB at 40 GHz	40 dB at 40 GHz	Fast switching / Low cut-off	4 × 4	Eng.Samp
ADRF5046 / 47	0.1 GHz / 9 kHz to 40 GHz	SP4T, reflective	1.8 dB at 40 GHz	40 dB at 30 GHz	Fast switching / Low cut-off	4 × 4	Eng.Samp



RF and Microwave

With over 1000 high performance RF ICs, Analog Devices offers the broadest RF and microwave portfolio, covering the entire RF signal chain from dc to beyond 100 GHz.

Visit analog.com/rf



EngineerZone® Online Support Community

Engage with the Analog Devices technology experts in our online support community. Ask your tough design questions, browse FAQs, or join a conversation.

Visit ez.analog.com



Circuits from the Lab Reference Designs

Circuits from the Lab® reference designs are built and tested by ADI engineers with comprehensive documentation and factory-tested evaluation hardware.

Visit analog.com/cftl

**Circuits
from the Lab®**
Reference Designs

Analog Devices, Inc. Worldwide Headquarters

Analog Devices, Inc.
One Technology Way
P.O. Box 9106
Norwood, MA 02062-9106
U.S.A.
Tel: 781.329.4700
(800.262.5643, U.S.A. only)
Fax: 781.461.3113

Analog Devices, Inc. Europe Headquarters

Analog Devices GmbH
Otto-Aicher-Str. 60-64
80807 München
Germany
Tel: 49.89.76903.0
Fax: 49.89.76903.157

Analog Devices, Inc. Japan Headquarters

Analog Devices, KK
New Pier Takeshiba
South Tower Building
1-16-1 Kaigan, Minato-ku,
Tokyo, 105-6891
Japan
Tel: 813.5402.8200
Fax: 813.5402.1064

Analog Devices, Inc. Asia Pacific Headquarters

Analog Devices
5F, Sandhill Plaza
2290 Zuchongzhi Road
Zhangjiang Hi-Tech Park
Pudong New District
Shanghai, China 201203
Tel: 86.21.2320.8000
Fax: 86.21.2320.8222

©2016 Analog Devices, Inc. All rights reserved. Trademarks and registered trademarks are the property of their respective owners. Ahead of What's Possible is a trademark of Analog Devices.
BR14561-2-8/16(A)

analog.com

