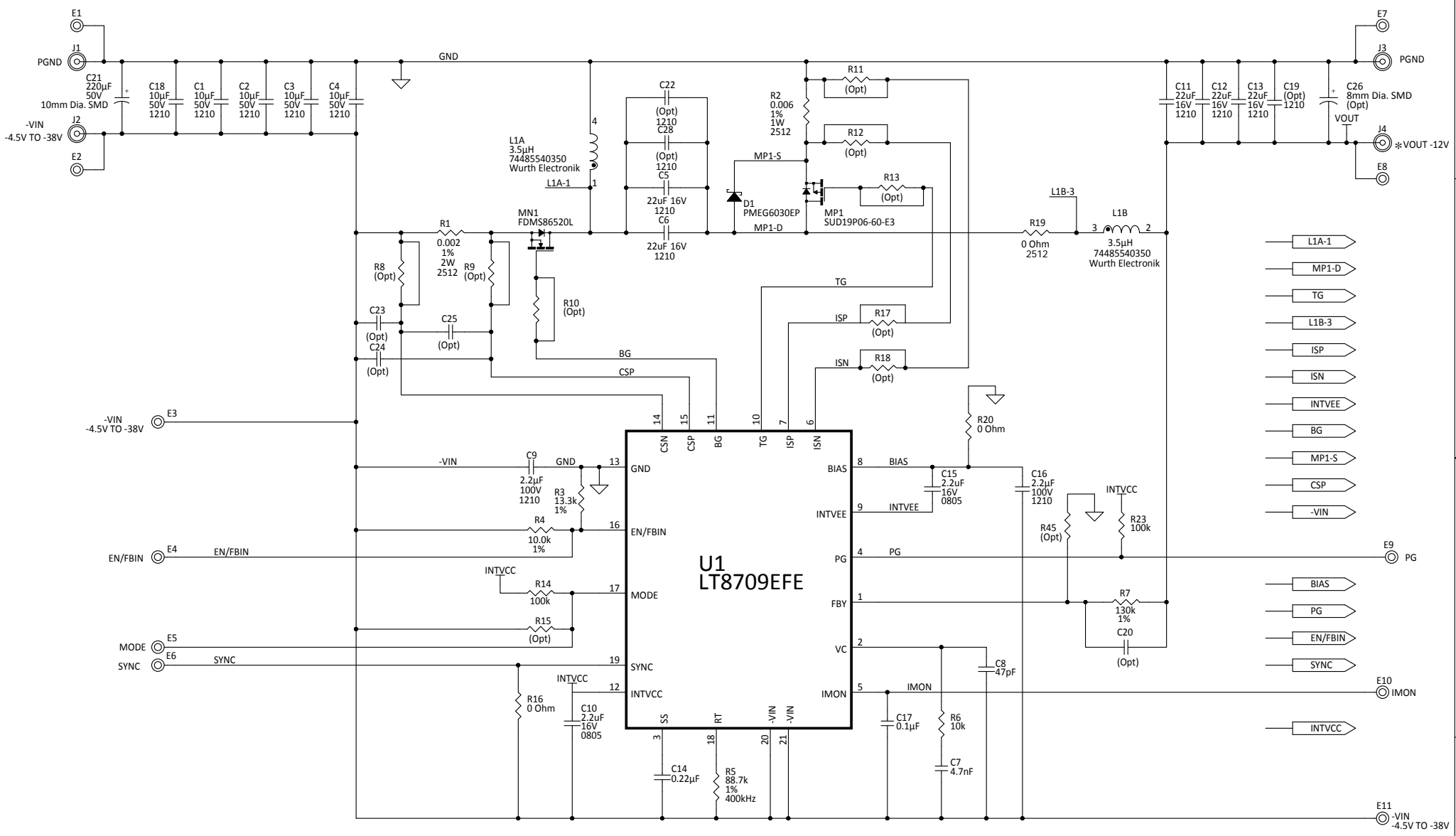


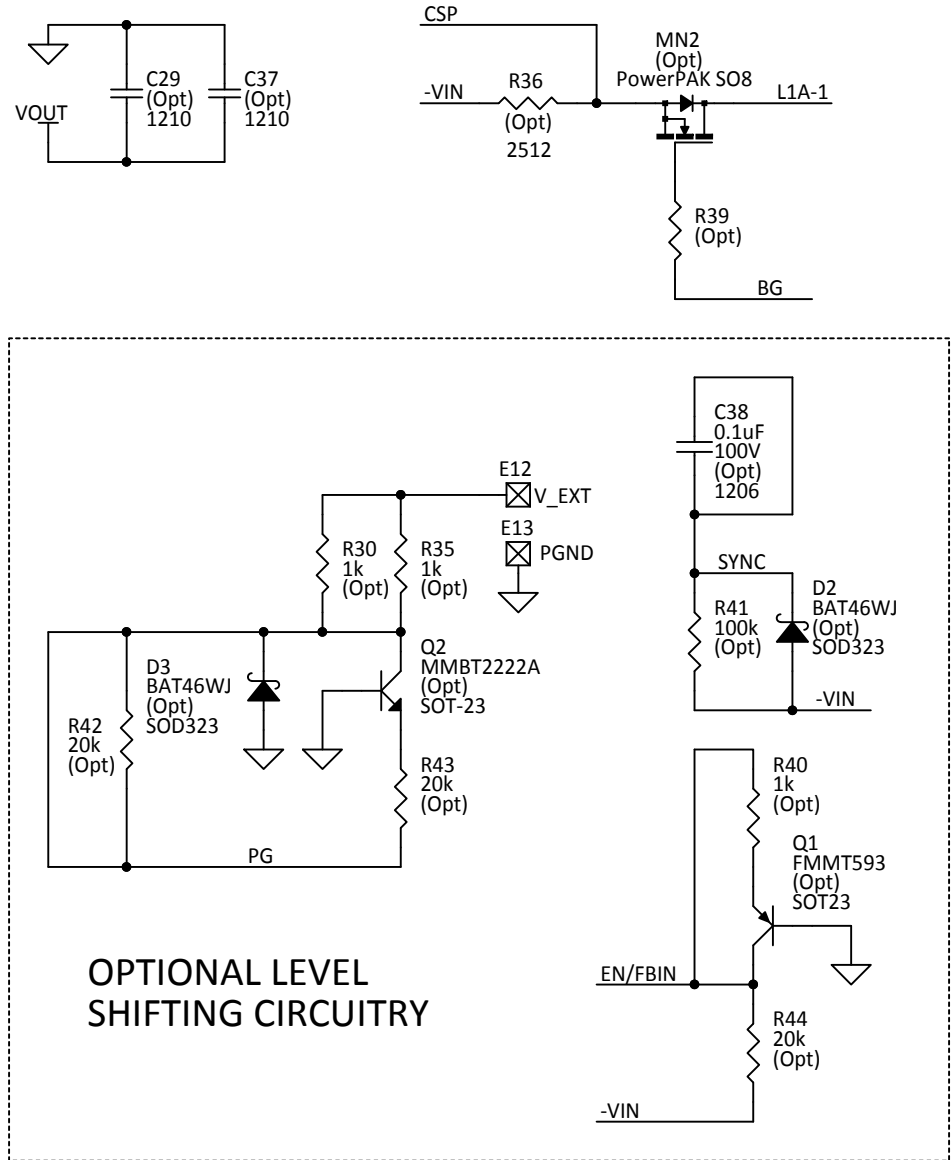
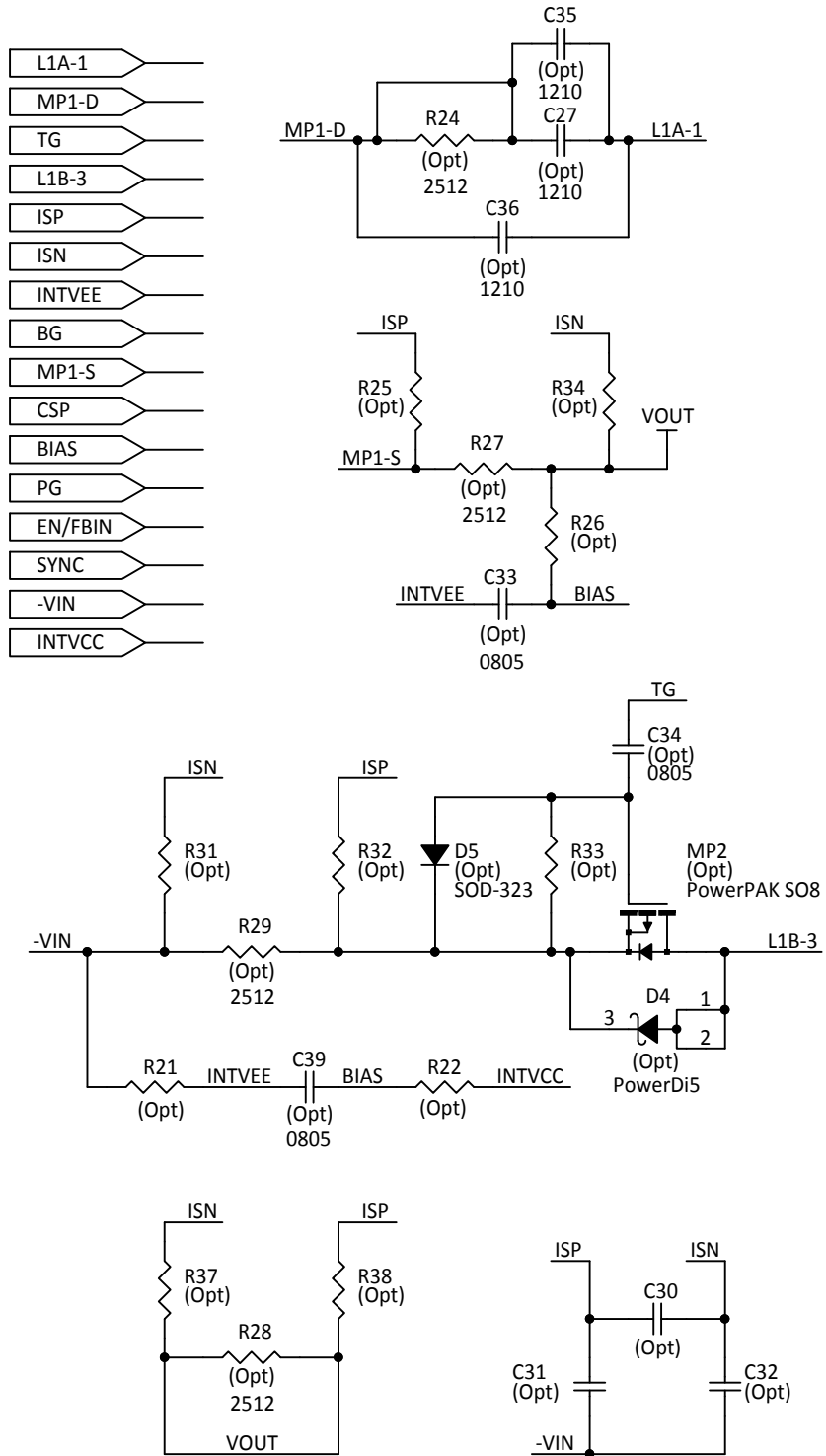
* SEE DEMO MANUAL FOR IOUOT MAX. VS. -VIN




NOTE: UNLESS OTHERWISE SPECIFIED.

- 1. ALL RESISTORS 5%, 0603.
- 2. ALL CAPACITORS 0603.

CUSTOMER NOTICE		APPROVALS		LINEAR TECHNOLOGY 1630 McCarthy Blvd. Milpitas, CA 95035 www.linear.com Phone: (408)432-1900 Fax: (408)434-0507 LTC CONFIDENTIAL - FOR CUSTOMER USE ONLY	
LINEAR TECHNOLOGY HAS MADE A BEST EFFORT TO DESIGN A CIRCUIT THAT MEETS CUSTOMER-SUPPLIED SPECIFICATIONS; HOWEVER, IT REMAINS THE CUSTOMER'S RESPONSIBILITY TO VERIFY PROPER AND RELIABLE OPERATION IN THE ACTUAL APPLICATION. COMPONENT SUBSTITUTION AND PRINTED CIRCUIT BOARD LAYOUT MAY SIGNIFICANTLY AFFECT CIRCUIT PERFORMANCE OR RELIABILITY. CONTACT LINEAR TECHNOLOGY APPLICATIONS ENGINEERING FOR ASSISTANCE.		PCB DES. _____ APP ENG. _____ _____ _____			
C:\PROJECTS\1-A-PROJECTS\1-PROJECTS-CURRENT\DC2148A-3.DSN JUDY\1-SCH\DC2148A-3.DSN		TITLE: SCHEMATIC Negative Input Synchronous Multi-Topology DC/DC Controller		SIZE: N/A IC NO. LT8709EFE DC2148A	
THIS CIRCUIT IS PROPRIETARY TO LINEAR TECHNOLOGY AND SUPPLIED FOR USE WITH LINEAR TECHNOLOGY PARTS.		SCALE = NONE		REV. 3 MODIFY DATE: Friday, February 06, 2015 SHEET 1 OF 2	



APPROVALS		 1630 McCarthy Blvd. Milpitas, CA 95035 www.linear.com Phone: (408)432-1900 Fax: (408)434-0507 LTC CONFIDENTIAL - FOR CUSTOMER USE ONLY	
PCB DES.			
APP ENG.		TITLE: SCHEMATIC Negative Input Synchronous Multi-Topology DC/DC Controller	
		SIZE N/A	IC NO. LT8709EFE DC2148A
		REV. 3	
SCALE = NONE		MODIFY DATE: Tuesday, January 13, 2015	
		SHEET 2 OF 2	