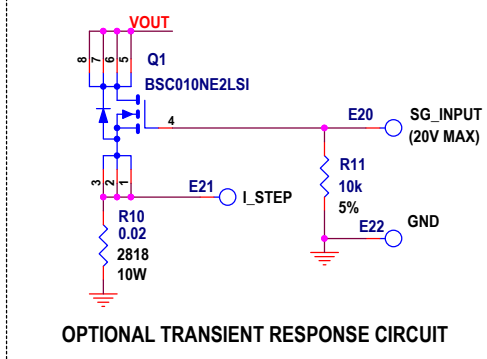
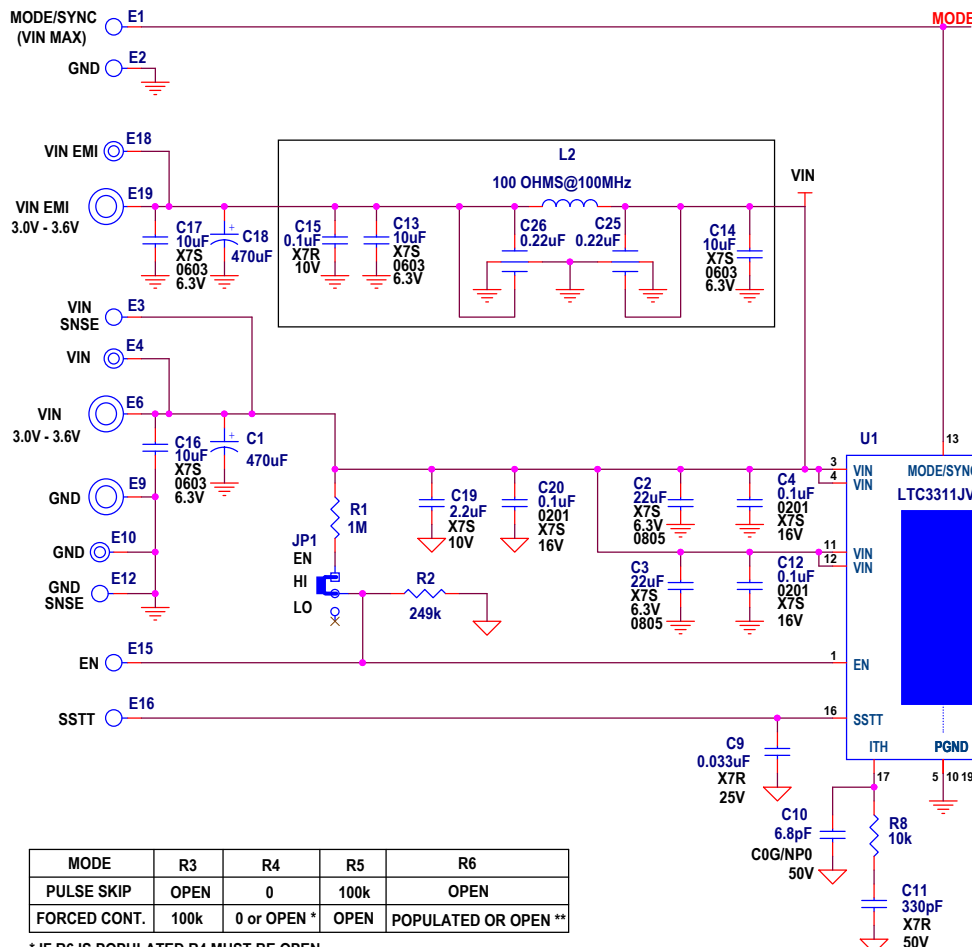
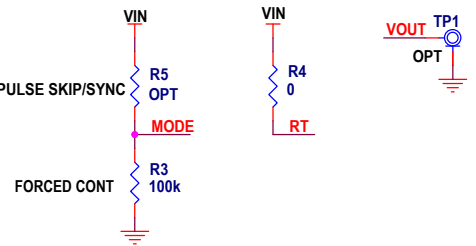


REVISION HISTORY				
ECO	REV	DESCRIPTION	APPROVED	DATE
-	02	PRODUCTION	WL	07-19-22



MODE	R3	R4	R5	R6
PULSE SKIP	OPEN	0	100k	OPEN
FORCED CONT.	100k	0 or OPEN *	OPEN	POPULATED OR OPEN **

* IF R6 IS POPULATED R4 MUST BE OPEN.
 ** MODE/SYNC PIN IS CLOCK OUTPUT WHEN R6 IS POPULATED.



PCA ADDITIONAL PARTS	
MP1	STANDOFF,NYLON,SNAP-ON,0.50"
MP2	STANDOFF,NYLON,SNAP-ON,0.50"
MP3	STANDOFF,NYLON,SNAP-ON,0.50"
MP4	STANDOFF,NYLON,SNAP-ON,0.50"
PCB1	PCB, DC3113A REV01

NOTES: UNLESS OTHERWISE SPECIFIED
 1. RESISTORS: OHMS, 0402, 1%, 1/16W
 2. CAPACITORS: 0402

CUSTOMER NOTICE	
ANALOG DEVICES HAS MADE A BEST EFFORT TO DESIGN A CIRCUIT THAT MEETS CUSTOMER-SUPPLIED SPECIFICATIONS; HOWEVER, IT REMAINS THE CUSTOMER'S RESPONSIBILITY TO VERIFY PROPER AND RELIABLE OPERATION IN THE ACTUAL APPLICATION. COMPONENT SUBSTITUTION AND PRINTED CIRCUIT BOARD LAYOUT MAY SIGNIFICANTLY AFFECT CIRCUIT PERFORMANCE OR RELIABILITY. CONTACT ANALOG DEVICES APPLICATIONS ENGINEERING FOR ASSISTANCE.	
THIS CIRCUIT IS PROPRIETARY TO ANALOG DEVICES AND SUPPLIED FOR USE WITH ANALOG DEVICES PARTS.	

APPROVALS	
PCB DES.	NC
APP ENG.	WL

www.analog.com

TITLE: SCHEMATIC 3.3V TO 1V AT 12.5A, 2MHz AUTOMOTIVE LOW EMI BUCK REGULATOR IN A 1.04cm ² SOLUTION	
IC NO. LTC3311-1 SKU NO. DC3113A	SCHEMATIC NO. AND REVISION: 710-DC3113A_REV02
SIZE: N/A	DATE: 07-19-22

SHEET 1 OF 1