

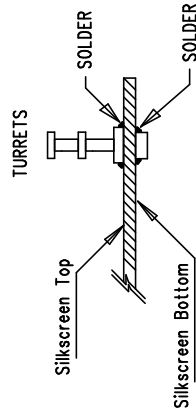
Assembly Top Drawing

Silkscreen Top

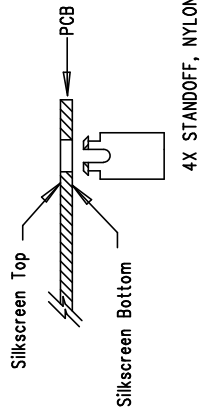
NOTES : Unless Otherwise Specified

1. BREAK BOARDS FROM THE PANEL WHEN ASSEMBLY IS COMPLETE.
2. OPTIONAL COMPONENTS ARE UNSTUFFED AND PADS SHOULD BE FREE OF SOLDER WHEN PCB IS GOLD PLATED.
3. JUMPER SHUNTS INSTALLATION: JP1, JP2, JP3 - ON, JP4 -BURST/SYNC

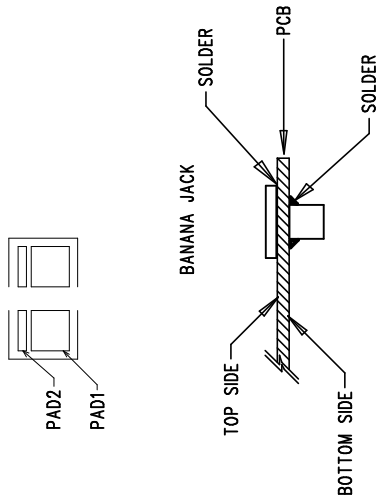
4. INSTALL TURRETS



5. INSTALL STANDOFF



INSTALL RSNS1-RSNS3
EACH TERMINAL OF RSNS1-RSNS3 MUST SOLDER WITH PAD1 AND PAD2



APPROVALS

DRAWN	INIT	DATE
CHECK		
DESIGN	Antonina K	10/30/07
ENGR	Johan S.	10/30/07
SCALE	= NONE	



1630 McCarthy Blvd.
Milpitas, CA 95035
PH: (408)432-1900

TITLE: LTC3853EUJ High Current Polyphase
3-Output Step-Down Supply with Tracking

SIZE A DEMO DC1349A REV. 2

SHT 1 of 1