REVISIONS			
REV	DESCRIPTION	DATE	APPROVED

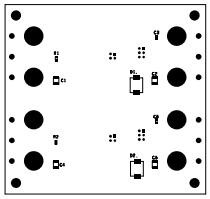

UNLESS OTHERWISE SPECIFIED	SIGNATURES	DATE
DIMENSIONS ARE IN INCHES	DRAWN M.HAWKINS	
TOLERANCES ON:	CHECKED	
2 PL DECIMALS ±	ENGRG M.SINGH	
3 PL DECIMALS ±	ISSUED	
ANGLES ±		
FRACTIONS ±		

ANALOG DEVICES — AHEAD OF WHAT'S POSSIBLE™

POWER BY LINEAR

ASSEMBLY DRAWING, BOTTOM
DC3001A

SIZE	REV. NO	DWG NO
	01B	705-DC3001A
SCALE		SHEET

REVISIONS			
REV	DESCRIPTION	DATE	APPROVED
01B	SILKSCREEN EDITED	11/30/20	AARON.S

NOTES: UNLESS OTHERWISE SPECIFIED

1. WORKMANSHIP SHALL BE IN ACCORDANCE WITH IPC-A-610.
2. ASSEMBLY PROCESS SHALL INCLUDE REFLOW SOLDER BOTH SIDES. MAXIMUM SOLDER TEMPERATURE SHALL BE <250 DEG. CELSIUS.
3. DEPANELIZE BOARDS AFTER ASSEMBLY AND ROUTE OUT THE BREAKOUT TABS ON ALL BOARD EDGES.
4. INSTALL SHUNTS AT JUMPER POSITIONS AS DEPICTED.
5. LAND PATTERNS NOT STUFFED SHALL BE FREE OF SOLDER. MASK THE SOLDER STENCIL AT THESE LOCATIONS.
6. INSTALL TURRETS AS SHOWN BELOW:

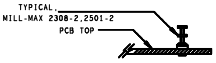

7. INSTALL STANDOFFS AS SHOWN BELOW:

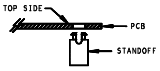

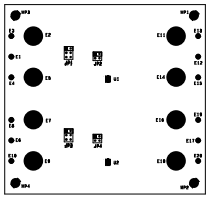

UNLESS OTHERWISE SPECIFIED	SIGNATURES	DATE
DIMENSIONS ARE IN INCHES	DRAWN W.HAWKINS	
TOLERANCES ON:	CHECKED	
2 PL DECIMALS ±		
3 PL DECIMALS ±	ENGRG W.SINGH	
ANGLES ±	ISSUED	
FRACTIONS ±		

ANALOG DEVICES — AHEAD OF WHAT'S POSSIBLE™

POWER BY LINEAR

ASSEMBLY DRAWING, TOP
DC3001A

SIZE	REV. NO.	DRG NO
	01B	705-DC3001A

SCALE | SHEET