



AMD GEODE (TM) GX THIN CLIENT RDK IDE TO DUAL DISKONCHIP MODULE SCHEMATIC

Page	DESCRIPTION
1	Title and Contents
2	IDE Connector and DiskOnChip Devices

NOTES:

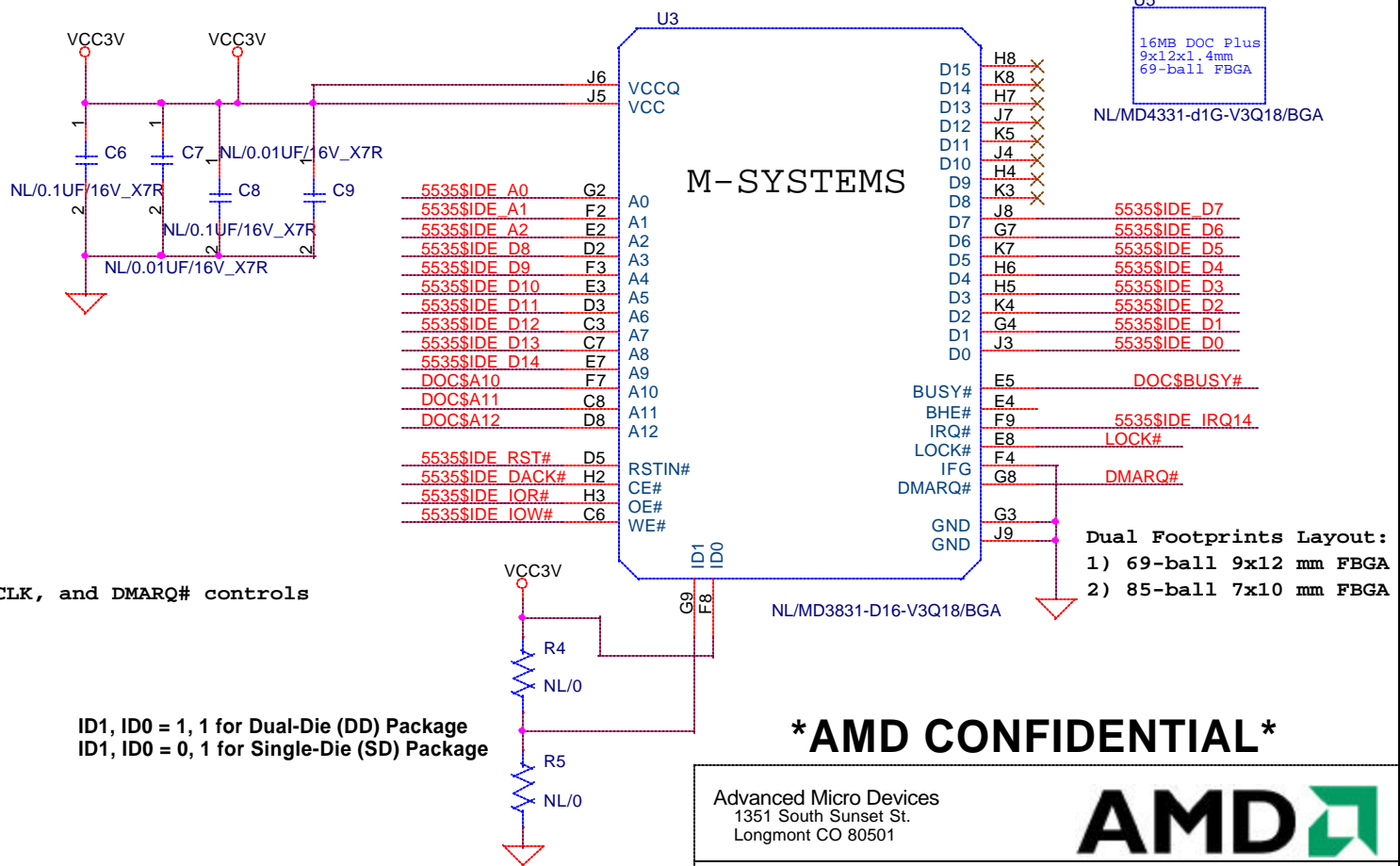
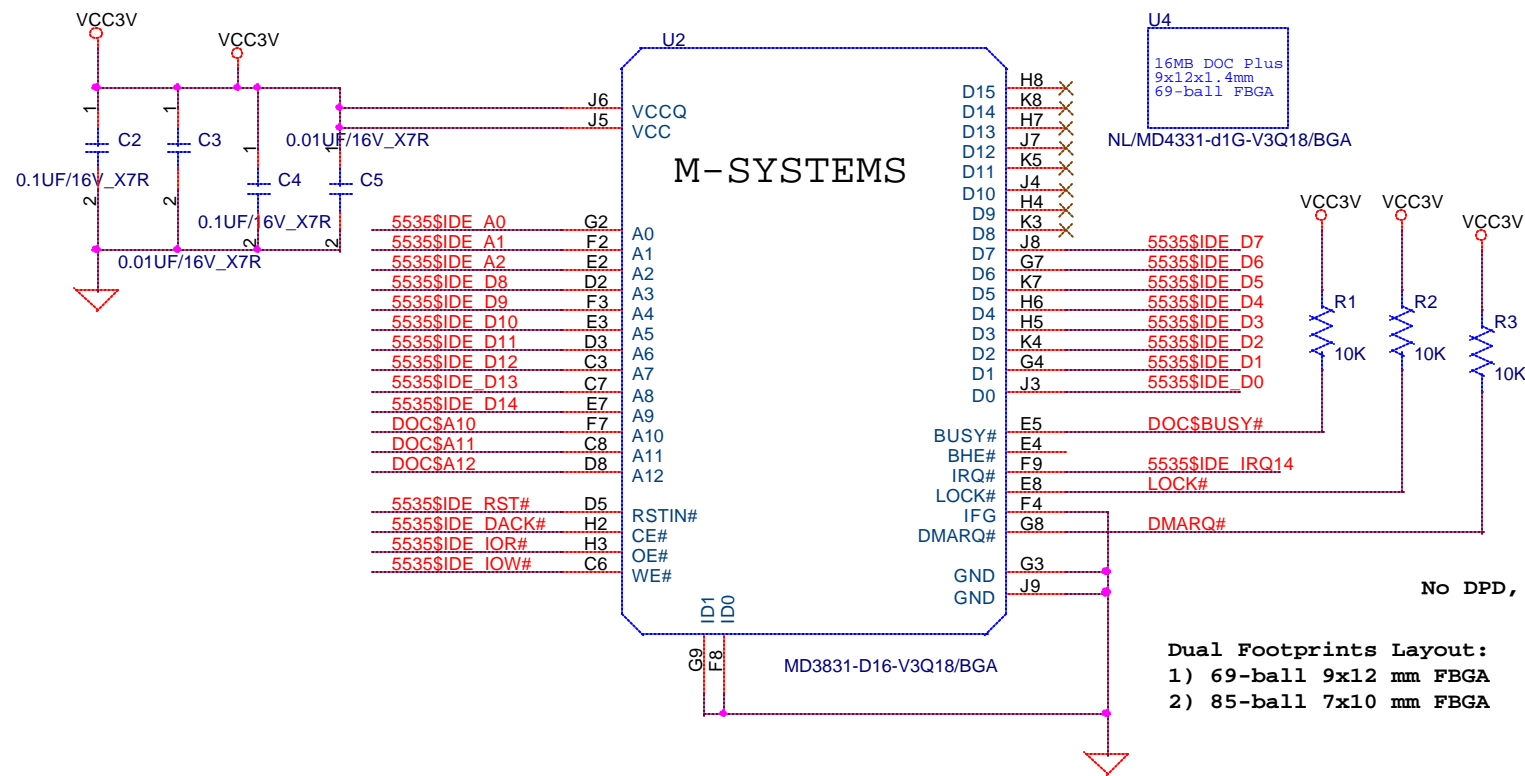
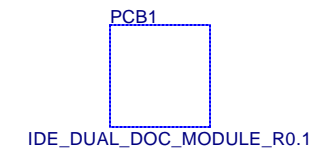
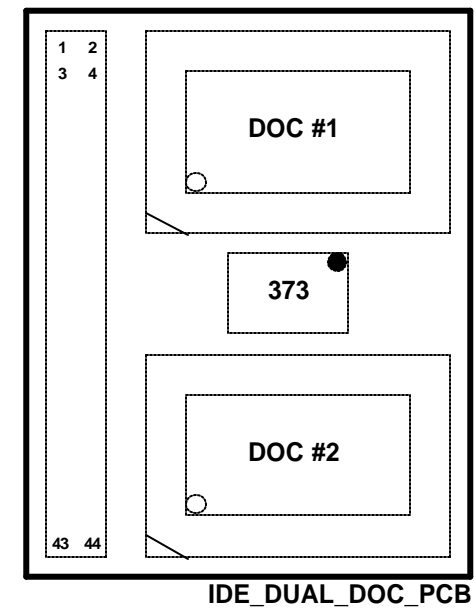
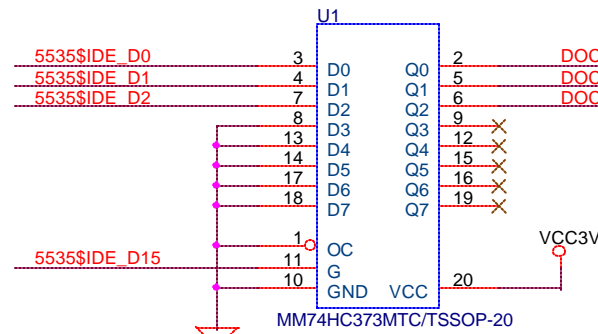
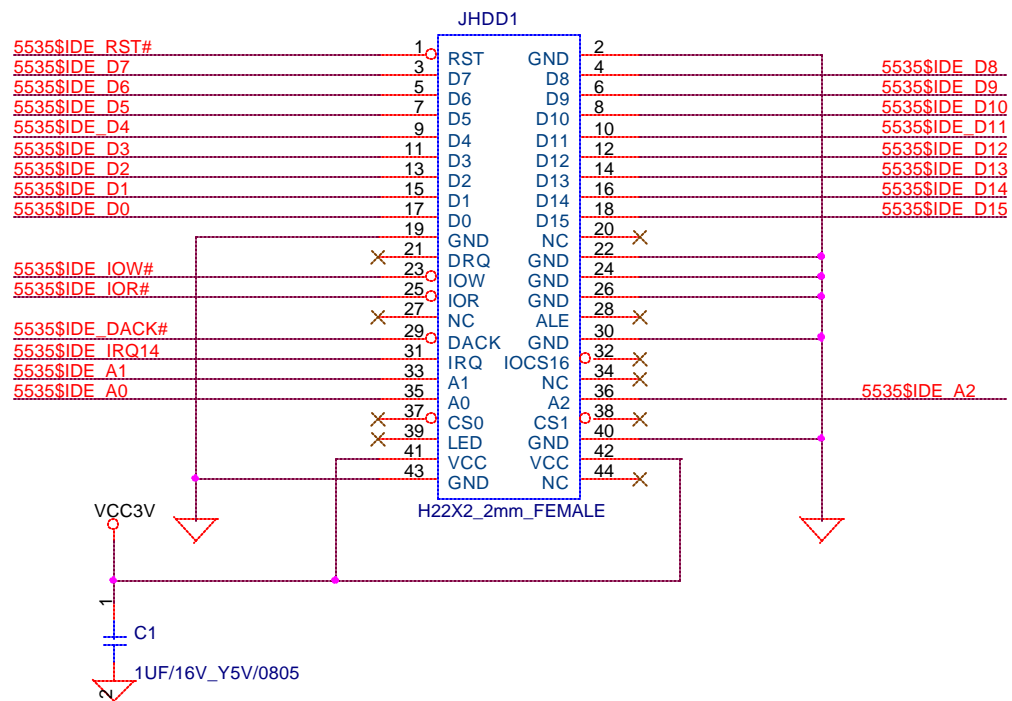
1) THIS SCHEMATIC IS FOR A DUAL DISKONCHIP (M-SYSTEMS) OPTION MODULE THAT IS CONNECTED TO THE IDE PORT. THIS SOLUTION IS ALSO AVAILABLE FROM DT RESEARCH.

IMPORTANT NOTICE:

1. THIS DOCUMENT MAY NOT REFLECT THE MOST RECENT CHANGES IN BOARD DEVELOPMENT AND DEBUG. ANY DEVELOPER INTENDING TO USE THIS SCHEMATIC AS A REFERENCE SHOULD CONTACT THEIR LOCAL FIELD APPLICATIONS ENGINEER, REGIONAL SALES OFFICE, OR PROGRAM MANAGER FOR SCHEMATIC UPDATES, DESIGN RECOMMENDATIONS AND PCB LAYOUT GUIDELINES. AMD ALSO RECOMMENDS A DESIGN REVIEW OF BOTH THE SCHEMATIC DIAGRAM AND PCB LAYOUT BEFORE CONSIDERING PRODUCTION.
2. AMD RESERVES THE RIGHT TO CHANGE DESIGNS OR SPECIFICATIONS WITHOUT NOTICE. CUSTOMERS ARE ADVISED TO OBTAIN THE LATEST VERSIONS OF PRODUCT SPECIFICATIONS, WHICH SHOULD BE CONSIDERED IN EVALUATING A PRODUCT'S APPROPRIATENESS FOR A PARTICULAR USE.
3. AMD MAKES NO WARRANTIES, EXPRESSED OR IMPLIED, FOR MERCHANTABILITY OR FITNESS FOR A PARTICULAR APPLICATION. IN NO EVENT SHALL AMD BE LIABLE FOR ANY INDIRECT, SPECIAL, INCIDENTAL OR CONSEQUENTIAL DAMAGES AS A RESULT OF THE PERFORMANCE, OR FAILURE TO PERFORM, OF ANY AMD PRODUCT OR DOCUMENTATION.
4. © 2004 ADVANCED MICRO DEVICES, INC. ALL RIGHTS RESERVED. AMD, THE AMD ARROW LOGO, COMBINATIONS THEREOF, AND GEODE ARE TRADEMARKS OF ADVANCED MICRO DEVICES, INC. OTHER NAMES USED IN THIS PUBLICATION ARE FOR IDENTIFICATION PURPOSES ONLY AND MAY BE TRADEMARKS OF THEIR RESPECTIVE COMPANIES.

AMD CONFIDENTIAL

Advanced Micro Devices 1351 South Sunset St. Longmont CO 80501			
Title TITLE PAGE			
Document Number 32555		Rev A	
Size B	Date: Thursday, October 14, 2004	Sheet 1	of 2



Dual Footprints Layout:
 1) 69-ball 9x12 mm FBGA
 2) 85-ball 7x10 mm FBGA

ID1, ID0 = 1, 1 for Dual-Die (DD) Package
 ID1, ID0 = 0, 1 for Single-Die (SD) Package

No DPD, CLK, and DMARQ# controls

Dual Footprints Layout:
 1) 69-ball 9x12 mm FBGA
 2) 85-ball 7x10 mm FBGA

AMD CONFIDENTIAL

Advanced Micro Devices
 1351 South Sunset St.
 Longmont CO 80501

Title **AMD GEODE (TM) GX IDE TO DUAL DOC OPTION MODULE**

Document Number **32555** Rev **A**

Size B Date: Thursday, October 14, 2004 Sheet **2** of **2**