

Specification

1. Ratings

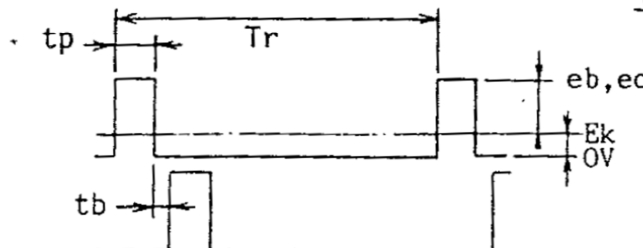
		Minimum	Typical	Maximum	Unit
Operating Temperature	To	-40	-	+85	°C
Storage Temperature	Ts	-50	-	+85	°C -
Filament Voltage	Ef	6.1	6.8	7.5	Vac #1
Grid Voltage	ec	-	33.0	40.0	Vp-p #2
Anode Voltage	eb	-	33.0	40.0	Vp-p #2
Color of Illumination:		Blue-green			

2. Electrical Characteristics

Item	Symbol	Condition	Mirr.	Typ.	Max.	Unit
Filament Current	If	Ef= 6.8 Vac #1 eb=ec= 0V	66.0	73.5	81.0	mAac
Grid Current #3	ic	Ef= 6.8 Vac #1 ec= 33.0 Vp-p#2 eb= 33.0 Vp-p#2	-	4.4	8.8	mA _{p-p}
Anode Current #3	ib	Duty= 1/22 tp= 100 μsec.	-	4.7	9.4	mA _{p-p}
Luminance	L		100 (343)	- -	- -	fL (Cd/m ²)
Grid Cut-Off Voltage #4	Ecco	Ef= 6.8 Vac #1 Eb= 33.0 Vdc	-7.0	-	-	Vdc
Anode Cut-Off Voltage #4	Ebco	Ef= 6.8 Vac #1 ec= 33.0 Vp-p#2	-5.0	-	-	Vdc

3. Note #1: Effective value at 50 or 60 Hz sine-wave.
 #2: Peak-to-peak voltage.
 #3: Unless specified, the anode and grid current is measured per each grid, when all anodes turned on.
 #4: With respect to the filament center-tap.
 #5: Filament should be driven with 10K or higher frequency if the refresh frequency is 60 to 95Hz.

4. Recommendation



- Ef= 6.8 Vac (Sine-wave or pulse)
 Ek= 7.0 Vdc (Cathode bias)
 eb=ec= 33.0 Vp-p
 Duty = tp/Tr = 1/22
 tp= μsec.
 tb= μsec. (Interdigit blanking)

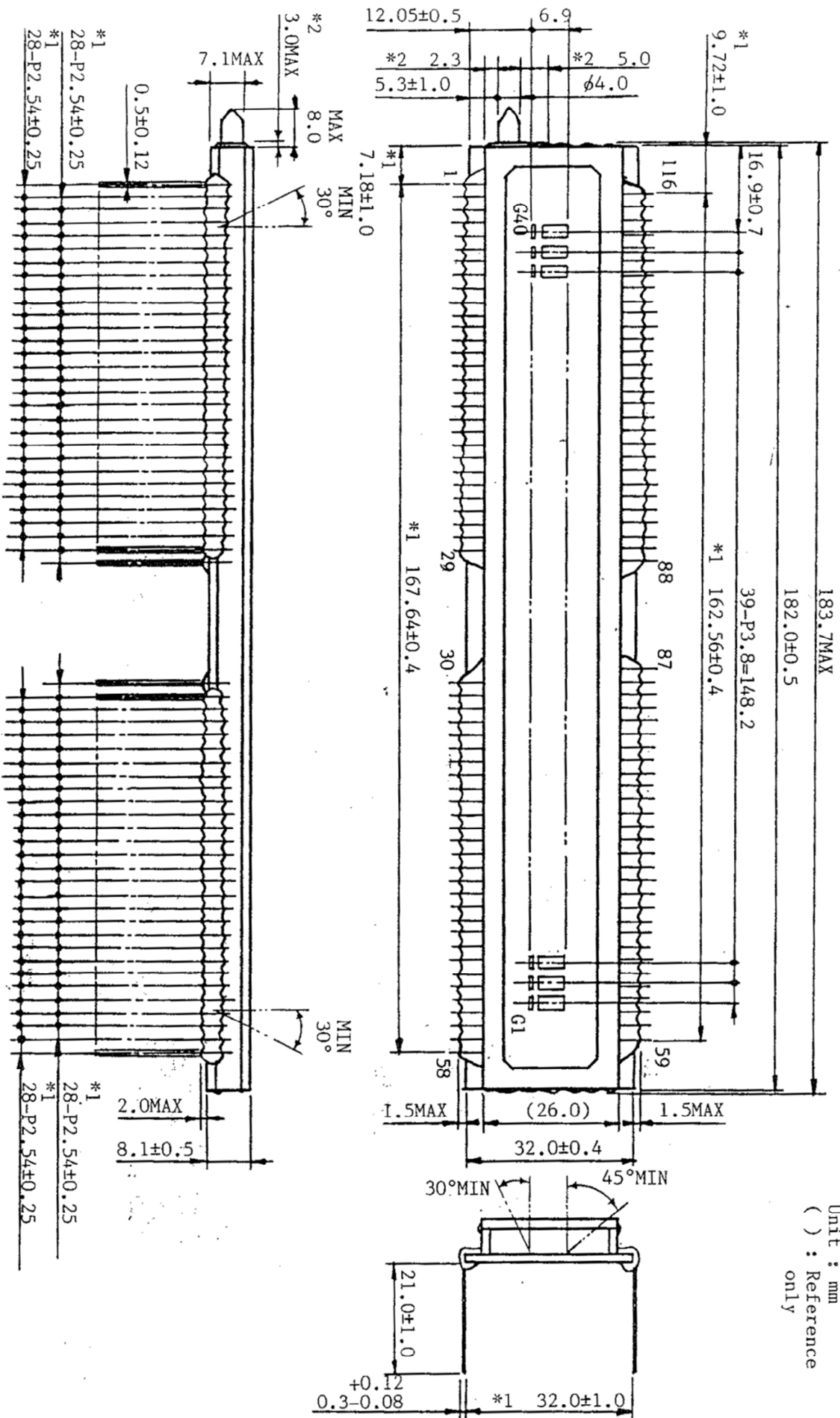
This specification is subject to change without notice. 064-3-171.7 PA

ISE ELECTRONICS CORPORATION
 Quality Assurance Div.
 Products Engineering Dept.
 P.O.Box 46, Ise, Mie, Japan

Req. No. DS442 K933
 Sht 2 / 4 Form#PM7520

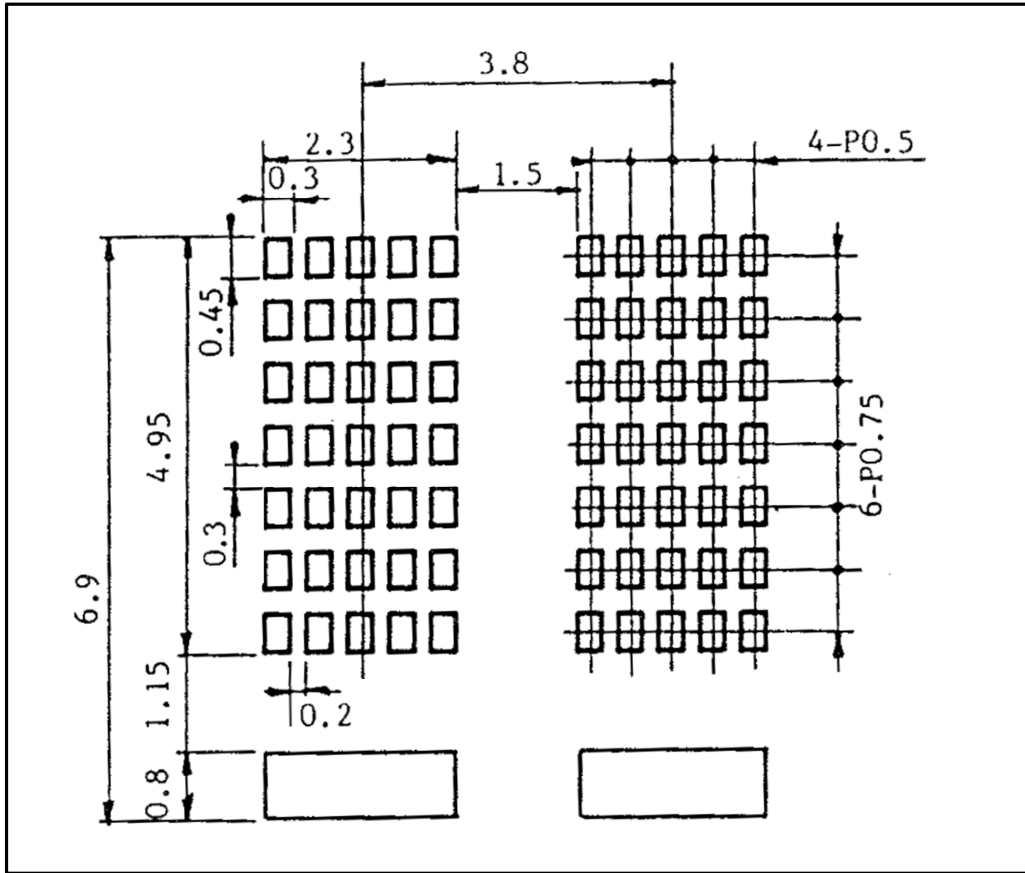
TYPE : DC405E2

SHEET 3/4
 DS388
 Unit : mm
 () : Reference only



NOTE *1: Within 3.0 mm from bottom of the glass substrate.


*2: Max. 3.0 mm extra frit glass at this area.



G40 / CHAR 1				
PA 1	PA 2	PA 3	PA 4	PA 5
PA 6	PA 7	PA 8	PA 9	PA 10
PA 11	PA 12	PA 13	PA 14	PA 15
PA 16	PA 17	PA 18	PA 19	PA 20
PA 21	PA 22	PA 23	PA 24	PA 25
PA 26	PA 27	PA 28	PA 29	PA 30
PA 31	PA 32	PA 33	PA 34	PA 35
CURSOR / PA 36				

G20 / CHAR 20					G19 / CHAR 21				
PA 1	PA 2	PA 3	PA 4	PA 5	PB 1	PB 2	PB 3	PB 4	PB 5
PA 6	PA 7	PA 8	PA 9	PA 10	PB 6	PB 7	PB 8	PB 9	PB 10
PA 11	PA 12	PA 13	PA 14	PA 15	PB 11	PB 12	PB 13	PB 14	PB 15
PA 16	PA 17	PA 18	PA 19	PA 20	PB 16	PB 17	PB 18	PB 19	PB 20
PA 21	PA 22	PA 23	PA 24	PA 25	PB 21	PB 22	PB 23	PB 24	PB 25
PA 26	PA 27	PA 28	PA 29	PA 30	PB 26	PB 27	PB 28	PB 29	PB 30
PA 31	PA 32	PA 33	PA 34	PA 35	PB 31	PB 32	PB 33	PB 34	PB 35
CURSOR / PA 36					CURSOR / PB 36				

G1 / CHAR 40				
PB 1	PB 2	PB 3	PB 4	PB 5
PB 6	PB 7	PB 8	PB 9	PB 10
PB 11	PB 12	PB 13	PB 14	PB 15
PB 16	PB 17	PB 18	PB 19	PB 20
PB 21	PB 22	PB 23	PB 24	PB 25
PB 26	PB 27	PB 28	PB 29	PB 30
PB 31	PB 32	PB 33	PB 34	PB 35
CURSOR / PB 36				




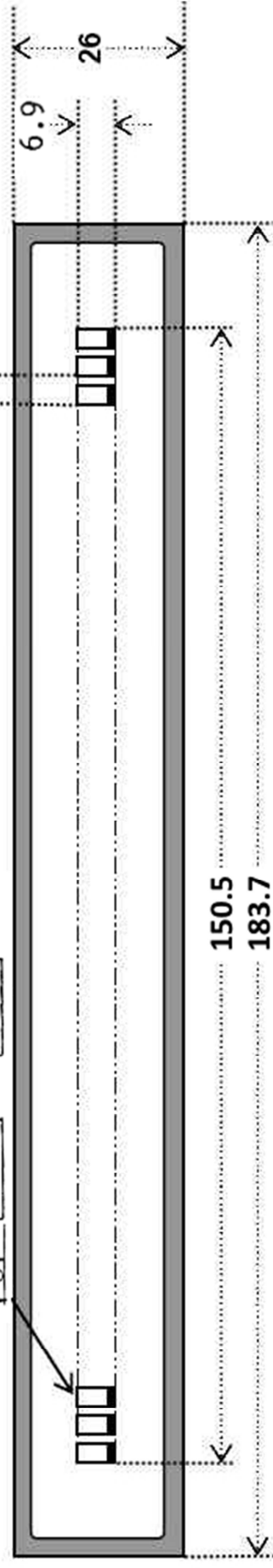
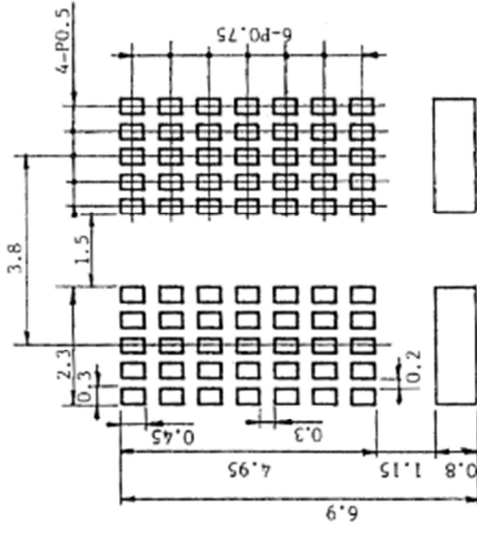
DC405E2 Pin Assignment

DC405E2 (V2) pin out								
P(B36)	V2 (50)	CURSOR	P(A36)	V2 (9)	CURSOR	G40	V2 (10)	CHAR 21
P(B35)	V2 (51)	DOT 35	P(A35)	V2 (8)	DOT 35	G39	V2 (11)	CHAR 22
P(B34)	V2 (52)	DOT 34	P(A34)	V2 (7)	DOT 34	G38	V2 (12)	CHAR 23
P(B33)	V2 (53)	DOT 33	P(A33)	V2 (6)	DOT 33	G37	V2 (13)	CHAR 24
P(B32)	V2 (54)	DOT 32	P(A32)	V2 (5)	DOT 32	G36	V2 (14)	CHAR 25
P(B31)	V2 (55)	DOT 31	P(A31)	V2 (4)	DOT 31	G35	V2 (15)	CHAR 26
P(B30)	V2 (56)	DOT 30	P(A30)	V2 (3)	DOT 30	G34	V2 (16)	CHAR 27
P(B29)	V2 (57)	DOT 29	P(A29)	V2 (2)	DOT 29	G33	V2 (17)	CHAR 28
P(B28)	V2 (60)	DOT 28	P(A28)	V2 (115)	DOT 28	G32	V2 (18)	CHAR 29
P(B27)	V2 (61)	DOT 27	P(A27)	V2 (114)	DOT 27	G31	V2 (19)	CHAR 30
P(B26)	V2 (62)	DOT 26	P(A26)	V2 (113)	DOT 26	G30	V2 (20)	CHAR 31
P(B25)	V2 (63)	DOT 25	P(A25)	V2 (112)	DOT 25	G29	V2 (21)	CHAR 32
P(B24)	V2 (64)	DOT 24	P(A24)	V2 (111)	DOT 24	G28	V2 (22)	CHAR 33
P(B23)	V2 (65)	DOT 23	P(A23)	V2 (110)	DOT 23	G27	V2 (23)	CHAR 34
P(B22)	V2 (66)	DOT 22	P(A22)	V2 (109)	DOT 22	G26	V2 (24)	CHAR 35
P(B21)	V2 (67)	DOT 21	P(A21)	V2 (108)	DOT 21	G25	V2 (25)	CHAR 36
P(B20)	V2 (68)	DOT 20	P(A20)	V2 (107)	DOT 20	G24	V2 (26)	CHAR 37
P(B19)	V2 (69)	DOT 19	P(A19)	V2 (106)	DOT 19	G23	V2 (27)	CHAR 38
P(B18)	V2 (70)	DOT 18	P(A18)	V2 (105)	DOT 18	G22	V2 (28)	CHAR 39
P(B17)	V2 (71)	DOT 17	P(A17)	V2 (104)	DOT 17	G21	V2 (29)	CHAR 40
P(B16)	V2 (72)	DOT 16	P(A16)	V2 (103)	DOT 16	G20	V2 (30)	CHAR 01
P(B15)	V2 (73)	DOT 15	P(A15)	V2 (102)	DOT 15	G19	V2 (31)	CHAR 02
P(B14)	V2 (74)	DOT 14	P(A14)	V2 (101)	DOT 14	G18	V2 (32)	CHAR 03
P(B13)	V2 (75)	DOT 13	P(A13)	V2 (100)	DOT 13	G17	V2 (33)	CHAR 04
P(B12)	V2 (76)	DOT 12	P(A12)	V2 (99)	DOT 12	G16	V2 (34)	CHAR 05
P(B11)	V2 (77)	DOT 11	P(A11)	V2 (98)	DOT 11	G15	V2 (35)	CHAR 06
P(B10)	V2 (78)	DOT 10	P(A10)	V2 (97)	DOT 10	G14	V2 (36)	CHAR 07
P(B9)	V2 (79)	DOT 9	P(A9)	V2 (96)	DOT 9	G13	V2 (37)	CHAR 08
P(B8)	V2 (80)	DOT 8	P(A8)	V2 (95)	DOT 8	G12	V2 (38)	CHAR 09
P(B7)	V2 (81)	DOT 7	P(A7)	V2 (94)	DOT 7	G11	V2 (39)	CHAR 10
P(B6)	V2 (82)	DOT 6	P(A6)	V2 (93)	DOT 6	G10	V2 (40)	CHAR 11
P(B5)	V2 (83)	DOT 5	P(A5)	V2 (92)	DOT 5	G9	V2 (41)	CHAR 12
P(B4)	V2 (84)	DOT 4	P(A4)	V2 (91)	DOT 4	G8	V2 (42)	CHAR 13
P(B3)	V2 (85)	DOT 3	P(A3)	V2 (90)	DOT 3	G7	V2 (43)	CHAR 14
P(B2)	V2 (86)	DOT 2	P(A2)	V2 (89)	DOT 2	G6	V2 (44)	CHAR 15
P(B1)	V2 (87)	DOT 1	P(A1)	V2 (88)	DOT 1	G5	V2 (45)	CHAR 16
						G4	V2 (46)	CHAR 17
						G3	V2 (47)	CHAR 18
F	V2 (58)	V(F)	IC	V2 (116)	IC	G2	V2 (48)	CHAR 19
F	V2 (1)	V(F)	IC	V2 (59)	IC	G1	V2 (49)	CHAR 20

Dot Graphic VFD Module

DC405E2

- 1 Line of 40 Characters 5mm High



Dimensions in mm