

ISS.	CHANGES
1	RELEASED B3 22-MAR-82
2	ECO 1445 B3 PCB ISSUE-G R23 WAS 5K1 R19, R27, R28, R29, R30, R31, R32 & D5 ADDED. 15-2-83 DESIGNATORS CHANGED FOR NEW PCB.

1 2 3 4 5 6

DRAWING No.
430452
FIRST USED ON
4000

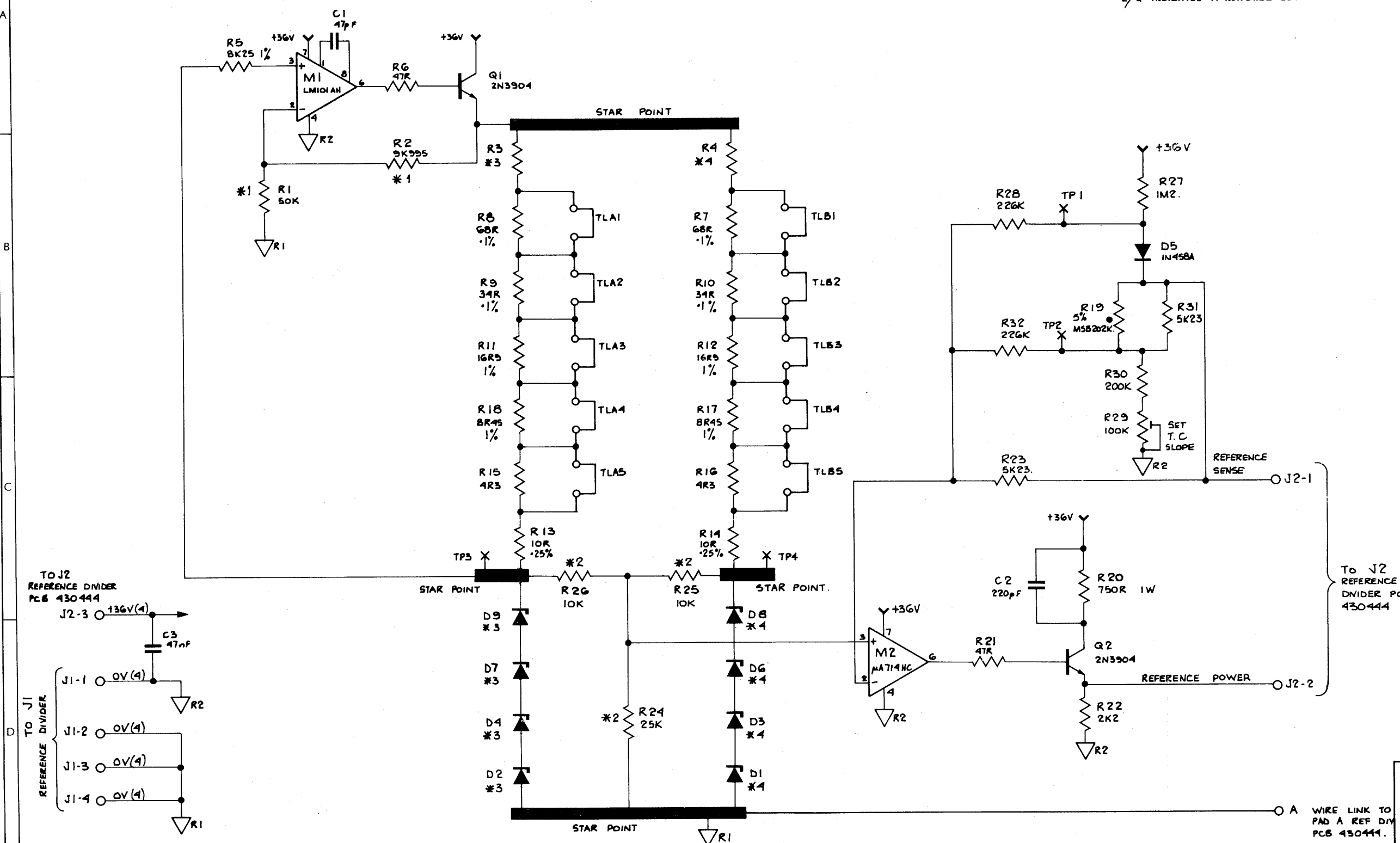
THIRD ANGLE PROJECTION

DRAWN IN ACCORDANCE WITH BS 308

ALL BURRS TO BE REMOVED

NOTES

R3 & R4 ARE SELECTED WITH THEIR DIODE SETS. PART OF KIT 219015. VALUES ARE :- 475, 611, 747 & 883Ω
SEE DRAWING N° 219015.
* INDICATES A MATCHED SET OF COMPONENTS.



datron
ELECTRONICS
LIMITED
NORWICH

DRAWN	DATE	DIMENSIONS IN MILLIMETRES	TOLERANCES	MATERIAL	ASSY DRG & PARTS LIST	TITLE	DRAWING No.
B. JACKSON	19th MAR 82	SCALE	DECIMAL TO 2 PLACES ±.1mm DECIMAL TO 1 PLACE ±.2mm WHOLE DIMENSIONS ±.4mm ANGULAR + ½°	—	400452	4000 REFERENCE PCB	430452
CHECKED	DATE	SCALE	UNLESS OTHERWISE STATED	FINISH	CIRCUIT DIAGRAM 430452 CHECK PROCEDURE 460452 CHECK LIST 470452		
R.K. COGGAN	23rd MAR 82	—	THIRD ANGLE PROJECTION	—			
APPR.	DATE	NOT TO BE SCALED					
B. JAMES	24th MAR 82						

SHEET 1 OF 1

ISS.	CHANGES
4	ECO 1445 . B7 ISS-G PCB. RE-DRAWN. 14-2-83
5	ECO 1492 ATTN SET 090099 WAS ISSUE 2 11. 7.6.83

DRAWING No.
400452
400452A
FIRST USED ON
4000/4000A

THIRD ANGLE PROJECTION

DRAWN IN ACCORDANCE WITH BS 308

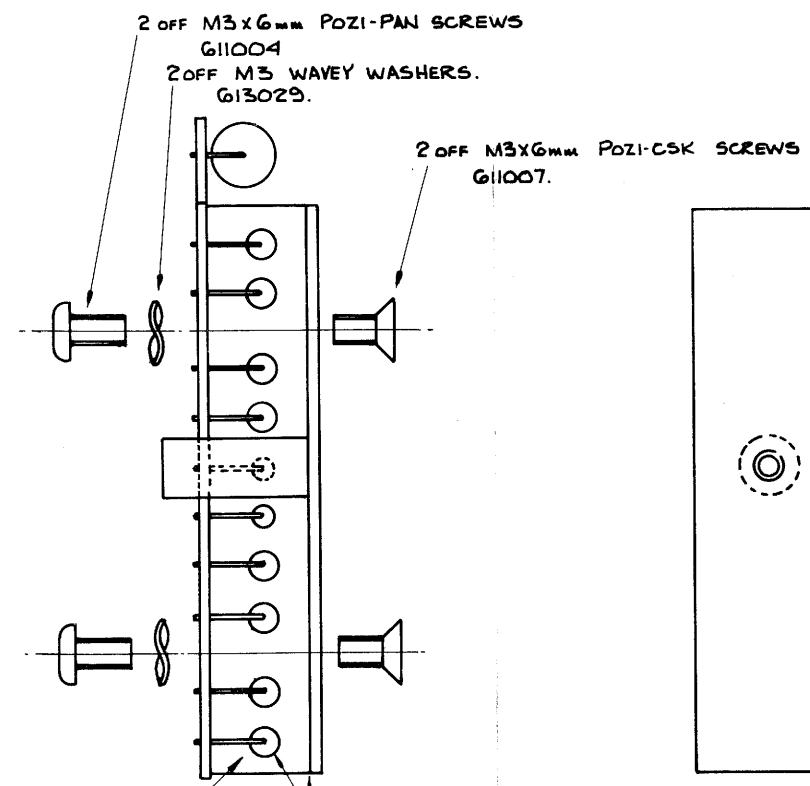
ALL BURRS TO BE REMOVED

NOTES

ZENER DIODE KIT 219015 FITTING INSTRUCTIONS.

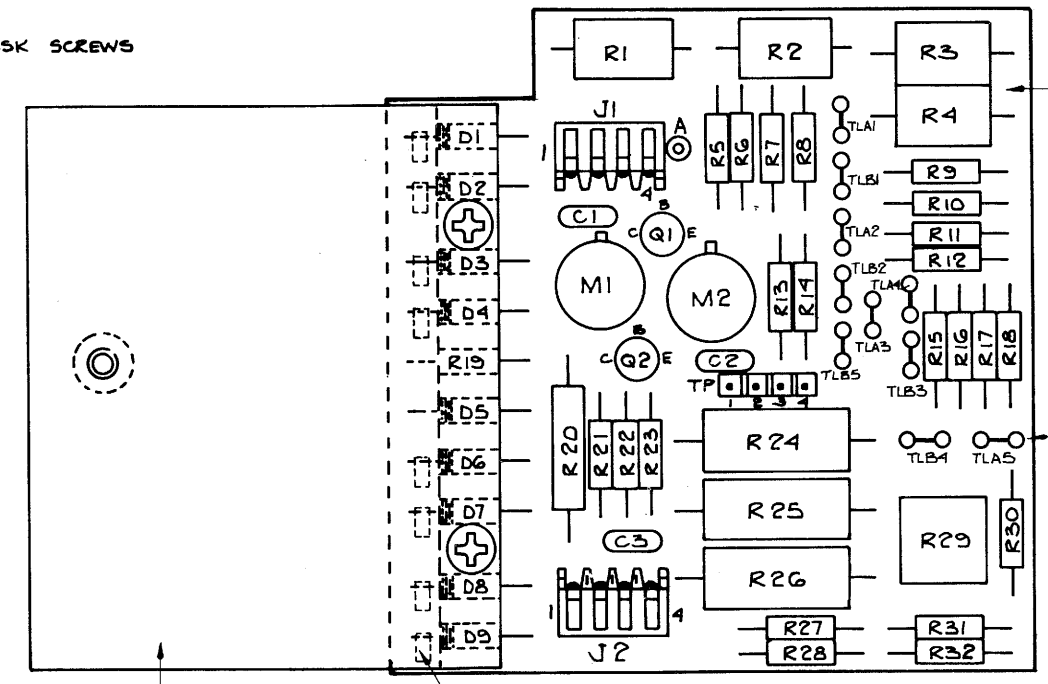
CARE MUST BE TAKEN THAT EACH DIODE IS FITTED TO ITS CORRECT POSITION ON THE BLOCK. DO NOT REMOVE DIODE SERIAL NO LABELS. FIT DIODES TO THE CORRECT POSITION AS INDICATED ON THE RECORD SHEET IF ANY COMPONENT IS LOST OR DAMAGED REFER TO QA.

- FIT CONTENTS OF BAG 'A' TO D2, D1, D7, D9 & R3.
- FIT CONTENTS OF BAG 'B' TO D1, D3, D6, D8 & R4.
- FILL IN REFERENCE RECORD SHEET :-
 - ASSEMBLY SERIAL No.
 - ASSEMBLY ISSUE NO.
 - ASSEMBLY DATE.
- CUT TEST LINKS INDICATED ON THE RECORD SHEET.
- THE RECORD SHEET MUST ACCOMPANY THE FINISHED ASSEMBLY.

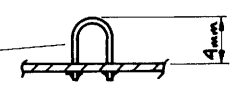


HEATSINK BLOCK 450372.

WHEN ASSEMBLING DIODES INTO HEATSINK BLOCK APPLY A SMALL AMOUNT OF HEATSINK COMPOUND AROUND THE BODY OF EACH DIODE. ALSO APPLY HEATSINK COMPOUND BETWEEN THE BLOCK & THE PLATE. (HEATSINK COMPOUND 900003).



PCB 410162-6



MAKE ALL TEST LINKS 4mm HIGH. USE 22 SWG BTC WIRE 540002.

HEATSINK PLATE 450373.

DIODE LABELS

datron
ELECTRONICS
LIMITED
NORWICH

DRAWN B. JACKSON	DATE 15th FEB 83	DIMENSIONS IN MILLIMETRES	TOLERANCES DECIMAL TO 2 PLACES ±.1mm DECIMAL TO 1 PLACE ±.2mm WHOLE DIMENSIONS ±.4mm ANGULAR + 1/2°	MATERIAL _____	ASSY DRG & } PARTS LIST } 400452 (A)	TITLE	DRAWING No.
CHECKED MSD	DATE 21.2.83	SCALE 2:1	UNLESS OTHERWISE STATED FIRST ANGLE PROJECTION	FINISH _____	CIRCUIT DIAGRAM 430452 (A) CHECK PROCEDURE 460452 (A) CHECK LIST 470452 (A)	4000 REFERENCE PCB ASSEMBLY. 4000A	400452 400452A
APPR.	DATE	NOT TO BE SCALED					SHEET 1 OF 5