



Simply Reliable

2018 Good Will Instrument Co., Ltd.

SHORTFORM

This short form catalog introduces the major GW Instek product lines with a brief explanation of each product. For more information, please visit our website: <http://www.gwinstek.com>

DISTRIBUTOR :

Specifications subject to change without notice.

SF-2018GD1SF_2018-01-4000

Global Headquarters

GOOD WILL INSTRUMENT CO., LTD.
No.7-1, Jhongsing Road, Tucheng Dist., New Taipei City 236, Taiwan
T +886-2-2268-0389 F +886-2-2268-0639
E-mail: marketing@goodwill.com.tw

China Subsidiary

GOOD WILL INSTRUMENT (SUZHOU) CO., LTD.
No. 521, Zhujiang Road, Snd, Suzhou Jiangsu 215011 China
T +86-512-6661-7177 F +86-512-6661-7277
E-mail: marketing@instek.com.cn

Malaysia Subsidiary

GOOD WILL INSTRUMENT (SEA) SDN. BHD.
No. 1-3-18, Elit Avenue, Jalan Mayang Pasir 3,
11950 Bayan Baru, Penang, Malaysia
T +604-6111122 F +604-6115225
E-mail: sales@goodwill.com.my

Europe Subsidiary

GOOD WILL INSTRUMENT EURO B.V.
De Run 5427A, 5504DG Veldhoven, THE NETHERLANDS
T +31 (0)40-2557790 F +31 (0)40-2541194

U.S.A. Subsidiary

INSTEK AMERICA CORP.
5198 Brooks Street Montclair, CA 91763, U.S.A.
T +1-909-399-3535 F +1-909-399-0819
E-mail: sales@instekamerica.com

Japan Subsidiary

TEXIO TECHNOLOGY CORPORATION.
7F Towa Fudosan Shin Yokohama Bldg., 2-18-13 Shin
Yokohama, Kohoku-ku, Yokohama, Kanagawa,
222-0033 Japan
T +81-45-620-2305 F +81-45-534-7181
E-mail: info@texio.co.jp

Korea Subsidiary

GOOD WILL INSTRUMENT KOREA CO., LTD.
Room No.503, Gyeonginro 775 (Mullae-Dong 3Ga,
Ace Hightech-City B/D 1Dong), Yeongduengpo-Gu,
Seoul 150093, Korea.
T +82-2-3439-2205 F +82-2-3439-2207
E-mail: gwinstek@gwinstek.co.kr



www.gwinstek.com



www.facebook.com/GWInstek

OSCILLOSCOPES

SPECTRUM ANALYZERS

SIGNAL SOURCES

POWER SUPPLIES

DIGITAL MULTIMETERS
LCR METERS
SAFETY TESTERS
OTHER METERS

www.gwinstek.com

OSCILLOSCOPES

- | | | |
|--|---|---------|
| <ul style="list-style-type: none"> • Digital Storage Oscilloscope • Mixed-signal Oscilloscope • Mixed-domain Oscilloscope • Real-Time/Digital Storage Oscilloscope | <ul style="list-style-type: none"> • Analog Oscilloscope • Handheld Digital Storage Oscilloscope • Oscilloscope Education and Training Kit | P 2 ~ 6 |
|--|---|---------|

SPECTRUM ANALYZERS

- | | | |
|---|--|---------|
| <ul style="list-style-type: none"> • 3.25GHz Spectrum Analyzer • 3GHz Spectrum Analyzer | <ul style="list-style-type: none"> • 1GHz Spectrum Analyzer | P 7 ~ 8 |
|---|--|---------|

SIGNAL SOURCES


- | | | |
|--|---|----------|
| <ul style="list-style-type: none"> • Arbitrary Function Generator • Multi-Channel Function Generator • True Dual Channel Arbitrary Function Generator • USB Modular Arbitrary Function Generator | <ul style="list-style-type: none"> • DDS Function Generator • Analog Function Generator • Audio Generator • RF Signal Generator | P 9 ~ 10 |
|--|---|----------|

POWER SUPPLIES

- | | | |
|---|---|-----------|
| <ul style="list-style-type: none"> • Programmable Linear D.C. Power Supply • Linear D.C. Power Supply • Programmable Switching D.C. Power Supply • Switching D.C. Power Supply • Programmable A.C./D.C. Power Source | <ul style="list-style-type: none"> • Programmable Linear A.C. Power Source • Linear A.C. Power Source • Programmable D.C. Electronic Load • D.C. Electronic Load • Current Shunt Meter | P 11 ~ 14 |
|---|---|-----------|

DIGITAL MULTIMETERS/LCR METERS/SAFETY TESTERS/OTHER METERS

- | | | |
|--|---|-----------|
| <ul style="list-style-type: none"> • Digit Dual Measurement Multimeter • Digital Multimeter • Mini Clamp Meter • LCR Meter • Handheld LCR Meter • Electrical Safety Tester • D.C Milli-ohm Meter • Digital Power Meter | <ul style="list-style-type: none"> • Digital IC Tester • Handy Linear IC Tester • Automatic Distortion Meter • A.C Millivolt Meter • Intelligent Counter • Digital Frequency Counter • Logic Probe & Pulsar • AC Ground Bond Tester | P 15 ~ 18 |
|--|---|-----------|



GDS-1000B Series 100/70/50MHz Digital Storage Oscilloscope
MSO-2000E Series 200/100/70MHz Mixed-signal Oscilloscope
MDO-2000E Series 200/100/70MHz Mixed-domain Oscilloscope

OSCILLOSCOPES

GW Instek provides an entire series of oscilloscope solution, consisting of two groups: Digital Storage Oscilloscope and Analog Oscilloscope.

Digital Storage Oscilloscope GDS-Series

The frequency bandwidth ranges from 50MHz to the high-class 500MHz. In addition, up to 5GSa/s realtime sampling rate and 10M points memory depth can pick up and hold the complete signal in order to preserve the accuracy. PC interfaces such as USB, LAN, GPIB, RS-232C, and Printer Port are integrated to the panel to satisfy data transmit/save needs.

The MSO-2000 series is a mixed-signal oscilloscope, which offers dual analog channels+16 digital channels or 4 analog channels+16 digital channels. MSO-2000E has a built-in 16-channel logic analyzer and MSO-2000EA has a built-in 16-channel logic analyzer and a dual channel 25MHz arbitrary function generator. The MDO-2000E series is multi-functional mixed domain oscilloscope. While entering the spectrum mode, MDO-2000E series will display a full screen of frequency domain. Users can input Center frequency, Span, Start frequency, and Stop frequency based upon test requirements so as to rapidly and intuitively observe required frequency range that allows users to experience the user interface of a real spectrum analyzer. MSO-2000EA and MDO-2000E also provide frequency response analysis function, it allows users to obtain DUT's FRA characteristic curve plot (Bode plot).

Analog Oscilloscope GOS-Series

In this digital competition era, the traditional analog oscilloscope surely and continuously plays the role of "observing the precise waveform" in the test measurement domain. With the frequency ranging from 20MHz to 50MHz, the GOS-Series gives the perfect solution when you need to observe an unmodified signal.

PRODUCTS

- | | |
|--|---|
| <ul style="list-style-type: none"> • Digital Storage Oscilloscope • Mixed-signal Oscilloscope • Mixed-domain Oscilloscope • Real-Time/Digital Storage Oscilloscope | <ul style="list-style-type: none"> • Analog Oscilloscope • Handheld Digital Storage Oscilloscope • Oscilloscope Education and Training Kit |
|--|---|




500/350/250/150MHz Digital Storage Oscilloscope 500/350/250/150MHz Digital Storage Oscilloscope 300/200/100/70MHz Digital Storage Oscilloscope



CE Patent No.: ZL201220307783.4
ZL20121021617.9

GDS-3504/3354/3254/3154

- * 5GSa/s Real-time Sampling Rate and 100GSa/s Equivalent Time Sampling Rate
- * 25k Points Memory for Each Input Channel
- * VPO (Visual Persistence Oscilloscope) Technology to Display Less-Frequently-Occurred Signals
- * 8" 800 x 600 High Resolution TFT LCD Display
- * Unique Split Screen System with Independent Setting and Display for Each Input Channel
- * Three Input Impedance Selections: 50Ω/75Ω/1MΩ
- * Optional Power Analysis Software for Power Source Measurement and Analysis
- * Optional Serial Bus Analysis Software for Trigger & Decode of I²C, SPI and UART Interfaces



CE

GDS-3502/3352/3252/3152

- * 5GSa/s Real-time Sampling Rate and 100GSa/s Equivalent Time Sampling Rate
- * 25k Points Memory for Each Input Channel
- * VPO (Visual Persistence Oscilloscope) Technology to Display Less-Frequently-Occurred Signals
- * 8" 800 x 600 High Resolution TFT LCD Display
- * Unique Split Screen System with Independent Setting and Display for Each Input Channel
- * Three Input Impedance Selections: 50Ω/75Ω/1MΩ
- * Optional Power Analysis Software for Power Source Measurement and Analysis
- * Optional Serial Bus Analysis Software for Trigger & Decode of I²C, SPI and UART Interfaces



CE

GDS-2304A/2204A/2104A/2074A

- * 2GSa/s Real-time Sampling Rate and 100GSa/s Equivalent Time Sampling Rate
- * 2MegaPoints Record Length
- * Fastest 80,000 wfm/s of Waveform Update Rate
- * Segmented Memory Acquisition and Waveform Search Functions
- * Standard Model Provides I²C, UART, SPI Serial Bus Trigger and Decoding Functionalities
- * Optional 8 or 16 digital channel with Logic analyzer (MSO)
- * Optional 5MHz and 25MHz Function Generator
- * Upgradable CAN/LIN bus analysis, Advanced Logic, Datalog, DVM and H-expansion Functionalities

300/200/100/70MHz Digital Storage Oscilloscope



CE

GDS-2302A/2202A/2102A/2072A

- * 2GSa/s Real-time Sampling Rate and 100GSa/s Equivalent Time Sampling Rate
- * 2MegaPoints Record Length
- * Fastest 80,000 wfm/s of Waveform Update Rate
- * Segmented Memory Acquisition and Waveform Search Functions
- * Standard Model Provides I²C, UART, SPI Serial Bus Trigger and Decoding Functionalities
- * Optional 8 or 16 digital channel with Logic analyzer (MSO)
- * Optional 5MHz and 25MHz Function Generator
- * Upgradable CAN/LIN bus analysis, Advanced Logic, Datalog, DVM and H-expansion Functionalities

200/100/70MHz Mixed-signal Oscilloscope



CE

MSO-2204E/2104E/2074E

- * Maximum Real Time Sample Rate : 1 GSa/s
- * MSO-2000EG Equips with a 16 Channel Logic Analyzer
- * MSO-2000EA Equips with a 16 Channel Logic Analyzer and a Dual Channel 25MHz Arbitrary Waveform Generator
- * Free Frequency Response Analyzer Software for MSO-2000EA
- * Maximum 10M Memory Depth and VPO Waveform Display Technology
- * Waveform Update Rate up to 120,000 wfm/s
- * 8" WVGA TFT LCD
- * Maximum 1M FFT Provides Higher Frequency Domain Resolution Measurements
- * High Pass, Low Pass and Band Pass Filter Functions
- * I²C/SPI/UART/CAN/LIN Serial Bus Trigger and Decoding Functions
- * Mask Test Function

200/100/70MHz Mixed-signal Oscilloscope



CE

MSO-2202E/2102E/2072E

- * Real Time Sample Rate : 1GSa/s Per Channel
- * MSO-2000EG Equips with a 16 Channel Logic Analyzer
- * MSO-2000EA Equips with a 16 Channel Logic Analyzer and a Dual Channel 25MHz Arbitrary Waveform Generator
- * Free Frequency Response Analyzer Software for MSO-2000EA
- * Maximum 10M Memory Depth and VPO Waveform Display Technology
- * Waveform Update Rate up to 120,000 wfm/s
- * 8" WVGA TFT LCD
- * Maximum 1M FFT Provides Higher Frequency Domain Resolution Measurements
- * High Pass, Low Pass and Band Pass Filter Functions
- * I²C/SPI/UART/CAN/LIN Serial Bus Trigger and Decoding Functions
- * Mask Test Function

200/100/70MHz Mixed-domain Oscilloscope



CE

MDO-2204E/2104E/2074E

- * Maximum Real Time Sample Rate: 1 GSa/s (4 Channel Models)
- * MDO-2000EG Equips with a Spectrum Analyzer and a Dual Channel 25MHz AWG
- * MDO-2000EX Equips with a Spectrum Analyzer; a Dual Channel 25MHz AWG; DMM and Power Supply
- * Per Channel 10M Memory Depth and VPO Waveform Display Technology
- * Waveform Update Rate up to 120,000 wfm/s & 8" WVGA TFT LCD
- * Free Frequency Response Analyzer Software
- * Maximum 1M FFT Provides Higher Frequency Domain Resolution Measurements
- * High Pass, Low Pass and Band Pass Filter Functions
- * 29,000 Segmented Memory Sections and Waveform Search Functions
- * I²C/SPI/UART/CAN/LIN Serial Bus Trigger and Decoding Functions
- * Data Log Function is Able to Track Signal Changes up to 1000 Hours
- * Mask Test Function & Network Storage Function

200/100/70MHz Mixed-domain Oscilloscope



CE

MDO-2202E/2102E/2072E

- * Maximum Real Time Sample Rate: 1 GSa/s (2 Channel Models)
- * MDO-2000EG Equips with a Spectrum Analyzer and a Dual Channel 25MHz AWG
- * MDO-2000EX Equips with a Spectrum Analyzer; a Dual Channel 25MHz AWG; DMM and Power Supply
- * Per Channel 10M Memory Depth and VPO Waveform Display Technology
- * Waveform Update Rate up to 120,000 wfm/s & 8" WVGA TFT LCD
- * Free Frequency Response Analyzer Software
- * Maximum 1M FFT Provides Higher Frequency Domain Resolution Measurements
- * High Pass, Low Pass and Band Pass Filter Functions
- * 29,000 Segmented Memory Sections and Waveform Search Functions
- * I²C/SPI/UART/CAN/LIN Serial Bus Trigger and Decoding Functions
- * Data Log Function is Able to Track Signal Changes up to 1000 Hours
- * Mask Test Function & Network Storage Function

200/100/70MHz Digital Storage Oscilloscope



CE

GDS-2204E/2104E/2074E

- * Sampling Rate : Max. 1GSa/s (4ch Model)
- * 10M/ch Memory Depth and VPO Waveform Display Technology
- * Waveform Update Rate of 120,000 wfm/s
- * 8" 800 x 480 TFT LCD Display
- * Max. 1M pts of FFT to Get Higher Resolution in Frequency Domain
- * Digital Filter Function
- * Segmented Memory and Waveform Search Functions
- * I²C/SPI/UART/CAN/LIN Serial Bus Trigger and Decoding Function
- * Data Log Function for Waveform Observation in Long Periods of Time

200/100/70MHz Digital Storage Oscilloscope



CE Patent No.: ZL201420272063.8
ZL201430150303.2

GDS-2202E/2102E/2072E

- * 200/100/70MHz Bandwidth
- * Sampling Rate : Per Channel 1GSa/s (2ch Model)
- * 10M/ch Memory Depth and VPO Waveform Display Technology
- * Waveform Update Rate of 120,000 wfm/s
- * 8" 800 x 480 TFT LCD Display
- * Max. 1M pts of FFT to Get Higher Resolution in Frequency Domain
- * Digital Filter Function
- * Segmented Memory and Waveform Search Functions
- * I²C/SPI/UART/CAN/LIN Serial Bus Trigger and Decoding Function
- * Data Log Function for Waveform Observation in Long Periods of Time

100/70/50 MHz Digital Storage Oscilloscope



CE Patent No.: ZL201420272063.8
ZL201430150303.2

GDS-1104B/1074B/1054B

- * 100MHz/70MHz/50MHz Bandwidth Selections, 4 Input Channels
- * 1GSa/s Maximum Sampling Rate
- * 10M Maximum Memory Depth For Each Channel
- * 7" 800 x 480 WVGA LCD Display
- * 256 Color Gradient Display Function to Strengthen Waveform Performance
- * 1Mpts FFT Frequency Domain Signal Display
- * Zero Key Function For Horizontal Time, Vertical Voltage and Triggering
- * Compact And Innovative Exterior Design

100/70 MHz Digital Storage Oscilloscope



CE Patent No.: ZL201420272063.8
ZL201430150303.2

GDS-1102B/1072B

- * 100MHz/70MHz MHz Bandwidth Selections, 2 Input Channels
- * 1GSa/s Maximum Sampling Rate
- * 10M Maximum Memory Depth For Each Channel
- * 7" 800 x 480 WVGA LCD Display
- * 256 Color Gradient Display Function to Strengthen Waveform Performance
- * 1Mpts FFT Frequency Domain Signal Display
- * Zero Key Function For Horizontal Time, Vertical Voltage and Triggering
- * Compact And Innovative Exterior Design

200/100/70 MHz Digital Storage Oscilloscope



CE Patent No.: ZL201420272063.8
ZL201430150303.2

GDS-300 Series

- * 200/100/70MHz Bandwidth Selections, 2 Input Channels
- * 1GSa/s Maximum Sample Rate
- * Maximum 5M Memory Depth Per Channel
- * 7" 800 x 480 Full Touch Panel Capacitive LCD Multi-Point Control, Landscape and Portrait Display
- * Built-In 50,000 Counts DMM
- * 30,000 Consecutive Waveform Records Logging Function, Replay Measurement Results Any Time
- * Temperature Measurement and Logging Function
- * Built-In Engineering Calculator, SMD Resistance Coding, Color Coding Info, and Attenuator Calculation Application Software
- * Optional Differential Probe to Achieve Isolation Effect

200/100/70 MHz Digital Storage Oscilloscope



CE Patent No.: ZL201420272063.8
ZL201430150303.2

GDS-200 Series

- * 200/100/70MHz Bandwidth Selections, 2 Input Channels
- * 1GSa/s Maximum Sample Rate
- * Maximum 1M Memory Depth Per Channel
- * 7" 800 x 480 Full Touch Panel Capacitive LCD Multi-Point Control, Landscape and Portrait Display
- * Built-In 5,000 Counts DMM
- * 30,000 Consecutive Waveform Records Logging Function, Replay Measurement Results Any Time
- * Data Logging Function
- * Built-In Engineering Calculator, SMD Resistance Coding, Color Coding Info, and Attenuator Calculation Application Software
- * Optional Differential Probe to Achieve Isolation Effect

40MHz Dual-channel Differential Probe



GDP-040D (for GDS-300/200 Series)

GDP-040D	
Channel	2
Bandwidth (-3dB)	DC - 40MHz (x200)
Attenuation	200 X
Voltage Input Range	600Vpp Max.
Output	≤ ±3V
Maximum Input Voltage to Earth Typical CMRR	600Vpp for x200
Input Impedance	80dB@60Hz; 60dB@100Hz; 50dB@1MHz Differential : 2MB//1.2pf, Ground 1MB//2.4pf
Output Impedance	50Ω
Rise Time	8.75ns for x200
Power Supply	5V DC from GDS-300/200 Series
Accuracy	±2%
Dimension	81.7(H) x 123.0(W) x 28.0(D) mm

100/70/50MHz Digital Storage Oscilloscope



CE

GDS-1102-U/1072-U/GDS-1052-U

- * 100/70/50 MHz Bandwidth, 2 Input Channels
- * 250MSa/s Real-time & 25GSa/s Equivalent Time Sampling Rate
- * 4k Memory Depth per Channel
- * Save/Recall of 15 Front Panel Settings & Waveforms
- * 5.7" Color TFT LCD Display
- * 19 Auto Measurements
- * Math Function: Add, Subtract, FFT
- * USB Host & Device Ports
- * Go/NoGo Function
- * Data Logger
- * Limited Lifetime Warranty

150/100/70MHz Digital Storage Oscilloscope



CE

GDS-1152A-U/1102A-U/1072A-U

- * 150/100/70 MHz Bandwidth, 2 Input Channels
- * 1GSa/s Real-time and 25GSa/s Equivalent Time Sampling Rate
- * 2Mega Points Memory Depth
- * 2mV-10V Vertical Scale & 1ns-50s Horizontal Range
- * Up to 27 Auto Measurements
- * Versatile Math Functions: +, -, x, FFT, FFTrms, Zoom FFT
- * 5.7" Color TFT LCD Display
- * USB Host and Device Interfaces
- * Go/NoGo Function
- * Data Logger
- * Limited Lifetime Warranty

High-voltage Differential Probe



GDP-025

GDP-025	
Probe Bandwidth	DC-25MHz DC-15MHz
Attenuation	x20, x50, x200
Accuracy	±2%
Voltage Input Range (DC+AC peak to peak)	≤140Vp-p for x 20 ≤350Vp-p for x 50 ≤1400Vp-p for x 200

High-voltage Differential Probe		High-voltage Differential Probe		Power Supply	
GDP-050		GDP-100		GCP-206P/425P (for GCP-530/1030)	
Probe Bandwidth DC-50MHz DC-25MHz		Probe Bandwidth DC-100MHz DC-50MHz		Compatible Current Probe GCP-530 GCP-1030	
Attenuation x100, x200, x500, x1000		Attenuation x100, x200, x500, x1000		Number of Power Supply Connectors 2	
Accuracy ±2%		Accuracy ±2%		Output Voltage ±12V± 0.5V	
Voltage Input Range (DC+AC peak to peak) ≤ 700Vp-p for x 100 ≤ 1400Vp-p for x 200 ≤ 3500Vp-p for x 500 ≤ 7000Vp-p for x 1000		Voltage Input Range (DC+AC peak to peak) ≤ 700Vp-p for x 100 ≤ 1400Vp-p for x 200 ≤ 3500Vp-p for x 500 ≤ 7000Vp-p for x 1000		Rated Output Current ±600mA	
				Rated Supply Voltage (50/60Hz) 110V/120V, 220V/ 240VAC±10%	
				Maximum Rated Power 20VA	
				Dimensions & Weight 73(W)x110(H)x 186(D)mm ; Approx.1.1kg	
				Accessories Power cord, fuse	

Current Probe		Current Probe		Current Probe	
GCP-530		GCP-1030		GCP-100	
Probe Bandwidth DC-50MHz		Probe Bandwidth DC-100MHz		Probe Bandwidth DC-100kHz	
Rise Time 7ns or less		Rise Time 3.5ns or less		Rise Time -	
Maximum Continuous Input Range 30Arms		Maximum Continuous Input Range 30Arms		Maximum Continuous Input Range 0.05-10A(100mV/A) 1-100A(10mV/A)	
Maximum Peak Current Value 50A peak		Maximum Peak Current Value 50A peak		Maximum Peak Current Value 100A	
Output Voltage Rate 0.1V/A		Output Voltage Rate 0.1V/A		Output Voltage Rate 100mV/A;10mV/A	
Noise 2.5mArms or less		Noise 2.5mArms or less		Noise -	
Rate Supply Voltage ±12V± 0.5V		Rate Supply Voltage ±12V± 0.5V		Rate Supply Voltage -	
Maximum Rated Power 5.6VA		Maximum Rated Power 5.3VA		Maximum Rated Power -	
Maximum Rated Voltage 300V, CAT I		Maximum Rated Voltage 300V, CAT I		Maximum Rated Voltage 600V, CAT III	

100MHz Cursor Readout Analog Oscilloscope		50MHz Readout Analog Oscilloscope		30/50MHz Real-Time/Digital Storage Oscilloscope	
GOS-6112		GOS-6051		GRS-6052A/6032A	
* 100MHz Bandwidth, Dual Channel, Delayed Sweep * Cursor Readout with 7 Measurements * Panel Setup Lock of Digital-Control Functions * Buzzer Alarm * LED Indicators * TV Synchronization * Trigger Signal Output * Z-Axis Modulation Input * SMD Technology, High Stability and Reliability		* 2 Channels, 4 Traces : DC ~ 50MHz Bandwidth * Vertical Sensitivity : 1mV/div ~ 20V/div * CRT Readout * Cursor Measurement, 6 Digit Frequency Counter, 10 sets Memory for Front Panel Setting Save & Recall * ALT MAG Function (x 5, x 10, x 20) * Vertical Mode Triggering * TV Synchronization * CH1 Signal Output, Z-axis Input * Buzzer Alarm & LED Indicators * Compact Size(275Wx130Hx370Dmm)and Front Panel Layout Groups for Easy to Use		* GRS-6052A:DC-50MHz Bandwidth,100MSa/s,2kW/CH x 2 * GRS-6032A:DC-30MHz Bandwidth,100MSa/s,2kW/CH x 2 * Equivalent Time Sampling of 500MSa/s max. * Acquire Mode : Peak Detect, Envelop, Persistence * Pre-Trigger Function 0 ~ 10 div * ROLL Mode to 100s/div * Waveform SAVE/RECALL 10 sets * ALT-MAG Function (x5, x10, x20) * VERT Mode Triggering * RS-232C Interface	

30MHz Analog Oscilloscope		20MHz Analog Oscilloscope		20MHz Analog Oscilloscope	
GOS-630		GOS-622G		GOS-620	
* 30MHz Bandwidth, Dual Channel * High Sensitivity 1mV/div * TV Synchronization * ALT Triggering Function * CH1 Output * Economic Choice for High Quality		* 20MHz Bandwidth, Dual Channel * High Sensitivity 1mV/div * TV Synchronization * Z Axis Input * ALT Triggering Function * Hold Off Function * CH1 Output		* 20MHz Bandwidth, Dual Channel * High Sensitivity 1mV/div * TV Synchronization * ALT Triggering Function * CH1 Output * Economic Choice for High Quality	

Oscilloscope Education And Training Kit

GDB-03

The GDB-03 training kit allows you to learn both the basic and the advanced functions of the GDS-3000 Series, MSO-2000/GDS-2000A Series and GDS-1000B Series Digital Storage Oscilloscope (DSO). Following the training procedures of this training kit, you will quickly understand the basic operations of a DSO, and the unique features, which represents a typical hi-tech DSO today.

The training kit is a signal generator board capable of producing waveforms, which contain various real-life scenarios you might encounter. With the GDB-03 training kit and the included curriculums, you are able to acquire adequate knowledge in using a DSO with advanced features.

ACCESSORIES

(For GDS-300/200 Series)

GWS-001
Wrist Strap

GAP-001
AC-DC Adaptor

ACCESSORIES

(For GDS-2000A Series)

DS2-16LA
16-Channel Logic Analyzer

DS2-08LA
8-Channel Logic Analyzer

DS2-LAN
Ethernet & SVGA Output

DS2-GPIB
GPIB Interface

DS2-FGN
5MHz DDS Function Generator

(For MSO-2000E Series)

GCP-201
Probe Clip , 20PCS



SPECTRUM ANALYZERS

GW Instek spectrum analyzer lineup fits a broad range of applications in research and design, service and maintenance, manufacturing, educational and other related fields for the frequency requirements ranging from 3GHz to 3.25GHz. Many features are designed to perform higher stability measurements, further signal analysis and more efficient measurement. The topographic and spectrogram display modes are developed to illustrate the signal in color shade to perform signal persistence and time progress. The SEM, ACPR, OCBW, TOI, Harmonic, CNR, CTB, CSO measurements, frequency counter and many other measurement functions are provided as well. The sequence function can create and perform a series of measurement steps without connecting with the PC. The most common interface such as LXI is included for remote control. GW Instek provides the most cost-effective options in RF measurements.

PRODUCTS

- 3.25GHz Spectrum Analyzer
- 3GHz Spectrum Analyzer
- RF Training System

3.25GHz Spectrum Analyzer

CE



NEW



GSP-9330

- * Frequency Range : 9kHz ~ 3.25GHz
- * 0.025ppm Frequency Stability and 1ppm Aging Rate
- * RBW : 1Hz ~ 1MHz (3dB), 6dB EMI Filter : 200Hz, 9kHz, 120kHz, 1MHz
- * Fastest Sweep Time : 204µs
- * Sensitivity : -149 dBm/Hz (@PreAmp on)
- * Built-in Preamplifier, 50dB Attenuator, and Sequence Function
- * Built-in EMC Pretest Function, Quasi-Peak/Average EMI Detect Mode
- * Built-in 2FSK Analysis, AM/FM/ASK/FSK Demodulation & Analysis
- * Built-in P1dB Point, Harmonic, CHPW, OCBW, ACPR, SEM, TOI, CNR, CTB, CSO, N-dB Bandwidth, Noise Marker, Frequency Counter, TDP, Gated Sweep
- * Built-in Spectrogram, Topographic and Split-Window Display Modes
- * Remote Control EMI Measurement Software : SpectrumShot
- * Remote Control Interface : LAN, USB, RS-232
- * Options : Tracking Generator, GPIB Interface, Battery Pack

EMC Pretest Solution



GKT-008
EMI Probe Kit Set



GLN-5040A
Two Line V-Network



GIT-5060
Isolation Transformer



GPL-5010
Transient Limiter

3GHz Spectrum Analyzer

CE

NEW



GSP-9300B

- * Frequency Range : 9kHz ~ 3 GHz
- * 0.025ppm Frequency Stability and 1ppm Aging Rate
- * Built-in Preamplifier, 50dB Attenuator, and Sequence Function
- * RBW : 1Hz ~ 1MHz
- * Sensitivity : -149dBm/Hz (@PreAmp on)
- * Built-in AM/FM Demodulation & Analysis
- * Built-in P1dB point, Harmonic, Channel Power, N-dB Bandwidth, OCBW, ACPR, SEM, TOI, CNR, CTB, CSO, Noise Marker, Frequency Counter, Time Domain Power, Gated Sweep
- * Built-in Spectrogram, Topographic and Dual-View Display Modes
- * Remote Control Software : SpectrumShot
- * Remote Control Interface : LAN, USB, RS-232
- * Options : Tracking Generator, GPIB Interface, Battery Pack

GSP-730 3GHz Spectrum Analyzer/GRF-1300A RF and Communications Trainer/USG-LF44 RF Signal Generator

CE



GSP-730

- * Frequency Range : 150kHz ~ 3GHz
- * Autotest Function
- * Noise level : < -100dBm
- * RBW Range : 30kHz, 100kHz, 300kHz, 1MHz
- * ACPR/CHPW/OCBW Measurement
- * 3 Traces in Different Colors
- * Split Window Function
- * Limit Line Function
- * Remote Control Software
- * Presentation Material for Training Courses
- * Support Interface : USB Device/Host, RS-232C
- * 5.6" TFT LCD with VGA Output

GRF-1300A

- * Waveform Support : Sine Wave : 0.1 ~ 3MHz, Square Wave : 0.1 ~ 3MHz, Triangle Wave : 0.1 ~ 3MHz
- * RF Frequency : 870 ~ 920MHz
- * AM Modulation & FM Modulation
- * 5 On/Off Switches and 5 Test Points to Simulate 8 Failure Conditions for Learning Outcome Test
- * USB Interface to Provide Remote Control
- * Mixer & 2.4GHz Band Pass Filter

USG-LF44

- * Frequency Range : 34.5MHz~4400MHz
- * Output Power Range : -30dBm~0dBm
- * Continuous Wave Signal Without any Modulation
- * Support Fixed Frequency, Frequency Sweep, Frequency Hopping & Power Sweep Mode
- * -107dBc/Hz Phase Noise@100kHz Offset
- * Frequency Resolution : 10kHz
- * PC USB Interface Powered and Controlled
- * External PC Software Support Different Operating System



AFG-3031/3032/3021/3022 30/20MHz Arbitrary Function Generator
AFG-3081/3051 80/50MHz Arbitrary Function Generator
MFG-2000 Series 10/20/30/60MHz Multi-Channel Function Generator

SIGNAL SOURCES

GW Instek has been one of the major signal source suppliers for worldwide users by providing the advanced-featured products for decades. The wide product lines including MFG(Multi-Channel Function Generator), AFG (Arbitrary Function Generators), RF Signal Generator, DDS (Direct Digital Synthesized) Function Generators, and Analog Function Generators are well provided. MFG-2000 Series is a brand new product of function generator. The special feature is that you can output maximum for five channels simultaneously. It also has RF Generator and the frequency is from 1uHz to 160MHz/320MHz. The most important is isolated design. Output Channels, synchronization and modulation input/output connector grounding are isolated from instrument chassis. The MFG-2000 Series is designed for scientific research and educational applications by the RF Generator and the isolated design. The AFG-3000 Series is designed for industrial, scientific research and educational applications by the high sample rate and the wide frequency bandwidth. The AFG-2000 and AFG-200 series are designed to accommodate the educational and basic industrial requirements. The USG Series is a pocket-sized, and USB interface compatible RF signal generator. The SFG-series is a DDS based design for entry level engineering and educational applications. To fit versatile applications, each product line features different frequency ranges and/or specifications to meet the demands. Last but not least, Audio Generators are also provided for the specific fields.

PRODUCTS

- Arbitrary Function Generator
- Multi-Channel Function Generator
- True Dual Channel Arbitrary Function Generator
- USB Modular Arbitrary Function Generator
- DDS Function Generator
- Analog Function Generator
- Audio Generator
- RF Signal Generator

Multi-Channel Function Generator	Multi-Channel Function Generator	Arbitrary Function Generator
 <p>MFG-2200 Series <i>NEW</i></p> <ul style="list-style-type: none"> * Maximum Five Output Channels * 2 Equivalent Performance Arbitrary Channels Frequency: 1μHz~30/60MHz * RF Channel Frequency (FG/ARB/MOD): 160/320MHz * Pulse Generator Frequency: 25MHz * Power Amplifier: Low Frequency, DC~100kHz, 20dB/20W (limited by current setting) * True Point by Point Output Arbitrary Waveform Function: 200MSa/s, 100MHz Repetition Rate, 14-bit Resolution, 16k Points Memory Depth * Earth Ground Isolation Design among I/O Terminals and Instrument Chassis * Frequency Counter : 150MHz, 8-bit Frequency Resolution * AM/FM/PM/ASK/FSK/PSK/SUM/PWM Modulation * USB Host/USB Device/LAN (MFG-22XX only) * 4.3 Inch TFT Color Display 	 <p>MFG-2100 Series <i>NEW</i></p> <ul style="list-style-type: none"> * Maximum Four Output Channels * Arbitrary Channel Frequency: 1μHz~10/20/30/60MHz * RF Channel Frequency (FG/ARB/MOD): 160/320MHz * Pulse Generator Frequency: 25MHz * Power Amplifier: Low Frequency, DC~100kHz, 20dB/20W (limited by current setting) * True Point by Point Output Arbitrary Waveform Function: 200MSa/s, 100MHz Repetition Rate, 14-bit Resolution, 16k Points Memory Depth * Earth Ground Isolation Design among I/O Terminals and Instrument Chassis * Frequency Counter : 150MHz, 8-bit Frequency Resolution * AM/FM/PM/ASK/FSK/PSK/SUM/PWM Modulation * USB Host/USB Device/LAN (MFG-22XX only) * 4.3 Inch TFT Color Display 	 <p>AFG-3031/3032/3021/3022</p> <ul style="list-style-type: none"> * 1 μHz ~ 20 or 30MHz, 20Vpp, 1 or 2 Channel (s) * Arbitrary Waveform 250MSa/s, 16-bit Resolution, 8M Memory Depth * Isolation Channel Circuit Design * Synchronized Phase Operates up to 6 Units and 12 Channels * Harmonic Signal Generator * Dual Channel Models Support SUM Modulation, Coupling, Tracking, and Phase Functions * Pulse Waveform Parameters Can be Set Independently * Built-in AM/FM/PM/FSK/PWM/SUM Modulation, Sweep and Burst Functions * Provide USB/LAN/GPIB (Optional) Instrument Control Interface
 <p>AFG-3081/3051</p> <ul style="list-style-type: none"> * Wide Frequency Range from 1μHz ~ 80/50MHz * 1μHz Frequency Resolution throughout Full Range * Standard Waveform : Sine, Square, Triangle, Ramp, Pulse, Noise * Built-In AM, FM, PWM, FSK, Sweep, Burst Functions * 16bit, 200MSa/s, 1M-Point Deep Arbitrary Waveform * Output From Any Section of 1M Point Long Waveforms * DWR (Direct Waveform Reconstruction) Capability * Arbitrary Waveform Editing PC Software * 4.3" High Resolution LCD Display * USB, RS-232C, GPIB Standard Interfaces 	 <p>AFG-2225</p> <ul style="list-style-type: none"> * Wide Frequency Ranges From 1μHz~25MHz (sine wave) * Built-in Standard 120MSa/s, 10bit, 4k Points Arbitrary Function for Both Channels * True Dual-Channel Output, CH2 Provides the Same Characteristics as CH1 * Dual-Channel Supports Couple, Tracking, Phase Operations * 1% ~ 99% Adjustable Duty Cycle for Square Waveform * Built-in Standard AM/FM/PM/FSK/SUM/Sweep/Burst and Frequency Counter * USB Host/Device Interface for Remote Control and Waveform Editing 	 <p>AFG-2100/2000 Series</p> <ul style="list-style-type: none"> * 0.1Hz ~ 25/12/5 MHz with in 0.1Hz Resolution * Sine, Square, Ramp, Noise and Arbitrary Waveform * 20MSa/s Sampling Rate, 10 bit Vertical Resolution and 4k Point Memory for Arbitrary Waveform * 1% ~ 99% Adjustable Duty Cycle for Square Waveform * Amplitude, DC Offset and Other Key Setting Information Shown on the 3.5" LCD Screen Simultaneously * AM/FM/FSK Modulation, Sweep, and Frequency Counter Functions (AFG-2100 only) * USB Device Interface for Remote Control and Waveform Editing * PC Arbitrary Waveform Editing Software
 <p>SFG-1003/1013</p> <ul style="list-style-type: none"> * DDS Technology and FPGA Design * Frequency Range : 0.1Hz ~ 3MHz * High Frequency Accuracy : ±20ppm * High Frequency Stability : ±20ppm * Max. Frequency Resolution : 100 mHz * Low Distortion Sine Wave : -55dBc, 0.1 Hz~200 kHz * Voltage Display (Only SFG-1013) 	 <p>GFG-8255A/8250A GFG-8219A/8217A/8216A/8215A</p> <ul style="list-style-type: none"> * Frequency Range : 0.5Hz ~ 5MHz (GFG-8255A/8250A) 0.3Hz ~ 3MHz (GFG-8219A/8217A/8216A/8215A) * Waveforms: Sine, Triangle, Square, Ramp, TTL and CMOS Output * Variable DC Offset Control * Two-Steps (-20dB x 2) and Variable Attenuator * Built-In 6 Digits Counter with INT/EXT Function up to 150MHz/High Resolution (Except GFG-8215A) * INT/EXT AM/FM Modulation (GFG-8255A/8219A) * LIN/LOG Sweep Mode (GFG-8255A/8219A/8217A) * GCV Output for Synchronization (GFG-8219A/8255A) 	 <p>USG-Series</p> <ul style="list-style-type: none"> * Frequency Range : 34.5MHz ~ 4400MHz * Output Power Range : -30dBm ~ 0dBm * Continuous Wave Signal Without any Modulation * Support Fixed Frequency, Frequency Sweep, Frequency Hopping & Power Sweep Mode * -107dBc/Hz Phase Noise@100kHz Offset * Frequency Resolution : 10kHz * PC USB Interface Powered and Controlled * External PC Software Support Different Operating System



PPH-Series Programmable High Precision D.C. Power Supply
PFR-100L/100M Fanless Multi-range D.C. Power Supply
PEL-3000E Series Programmable D.C. Electronic Load

POWER SUPPLIES

Stemming from the design and manufacture demands of electronic industries, GW Instek offers diverse power supply product lines to meet users' demand for a variety of applications. Based on different needs, the product lines can be divided into several categories including DC Power Supply, AC Power Source and DC Electronic Load. For DC Power Supply, the products can be briefly categorized by the following types, Linear, Switching, Programmable or Non-programmable, Single or Multiple Outputs, High Precision or Affordable Price, Dual Range and Wide Combinations of Voltage and Current, which can be selected to meet the application requirements.

The new APS-Series AC/DC Power Source is not only a precision AC/DC power source, but also a powerful analyzer, containing abundant features for the testing and characteristic analysis of power supplies, electronic devices, components and modules. In addition to AC/DC Power Source the APS-Series is fully programmable to simulate different power outputs. Sequence can be created by using arbitrary waveforms as well as voltage or frequency sweeps.

GW Instek offers more than 100 power supply products suitable for the requirements of Electronic Assembly Testing, Education, Component Testing, Wireless Product Testing, Burn-in, Battery-Power Product Testing Automotive, Aerospace industries and so on.

PRODUCTS

- Programmable Linear D.C. Power Supply
- Linear D.C. Power Supply
- Programmable Switching D.C. Power Supply
- Switching D.C. Power Supply
- Programmable A.C./D.C. Power Source
- Programmable Linear A.C. Power Source
- Linear A.C. Power Source
- Programmable D.C. Electronic Load
- D.C. Electronic Load
- Current Shunt Meter

Programmable D.C. Electronic Load	Programmable D.C. Electronic Load	Programmable D.C. Electronic Load																																																																																																																													
 <p>PEL-3000 Series</p> <ul style="list-style-type: none"> * Operating Voltage (DC) : 1.5V~150V * Operating Mode: C.C/C.V/C.R/C.P/C.C+V/C.C+V/C.P+V * Parallel Connection of Inputs for Higher Capacity(Max:9,450W) * Support of High Slew Rate : Max 16A/μs * Run Program Function (Go/NoGo Test) * Sequence Function for High Efficient Load Simulations * Dynamic (Switching) Function: 0.0166Hz~20kHz * Soft Start Function : Off/On(1~200ms, Res:1ms) * Adjustable OCP/OVP/OPP/UVP Setting * Multi Interface: USB 2.0 Device/Host, RS-232, GPIB(Optional) <table border="1"> <tr><th>Model</th><th>PEL-3021</th><th>PEL-3041</th><th>PEL-3111</th><th>PEL-3211</th></tr> <tr><td>Voltage</td><td>1.5V~150V</td><td>1.5V~150V</td><td>1.5V~150V</td><td>1.5V~150V</td></tr> <tr><td>Current</td><td>0~35A</td><td>0~70A</td><td>0~210A</td><td>0~420A</td></tr> <tr><td>Power</td><td>175W</td><td>350W</td><td>1050W</td><td>2100W</td></tr> </table>	Model	PEL-3021	PEL-3041	PEL-3111	PEL-3211	Voltage	1.5V~150V	1.5V~150V	1.5V~150V	1.5V~150V	Current	0~35A	0~70A	0~210A	0~420A	Power	175W	350W	1050W	2100W	 <p>PEL-3000 Series (Combination Model)</p> <ul style="list-style-type: none"> * Operation Voltage (DC) 1.5V~150V * Operation Mode : C.C/C.P * Parallel Connection of Inputs for Higher Capacity (Max : 9450W) * Support of High Slew Rate: Max 16A/μs * Run Program Function (Go/NoGo Test) * Sequence Function for High Efficient Load Simulations * Dynamic (Switching) Function : 0.0166Hz~20kHz * Multi Interface : USB2.0 Device/Host, RS-232, GPIB(Optional) <table border="1"> <tr><th>Model</th><th>PEL-3212</th><th>PEL-3323</th><th>PEL-3424</th><th>PEL-3525</th><th>PEL-3222</th><th>PEL-3323</th><th>PEL-3424</th><th>PEL-3525</th></tr> <tr><td>Voltage</td><td>1.5V~150V</td><td>1.5V~150V</td><td>1.5V~150V</td><td>1.5V~150V</td><td>1.5V~150V</td><td>1.5V~150V</td><td>1.5V~150V</td><td>1.5V~150V</td></tr> <tr><td>Current</td><td>0~420A</td><td>0~630A</td><td>0~840A</td><td>0~1050A</td><td>0~630A</td><td>0~1050A</td><td>0~1470A</td><td>0~1890A</td></tr> <tr><td>Power</td><td>2100W</td><td>3150W</td><td>4200W</td><td>5250W</td><td>3150W</td><td>5250W</td><td>7350W</td><td>9450W</td></tr> </table>	Model	PEL-3212	PEL-3323	PEL-3424	PEL-3525	PEL-3222	PEL-3323	PEL-3424	PEL-3525	Voltage	1.5V~150V	1.5V~150V	1.5V~150V	1.5V~150V	1.5V~150V	1.5V~150V	1.5V~150V	1.5V~150V	Current	0~420A	0~630A	0~840A	0~1050A	0~630A	0~1050A	0~1470A	0~1890A	Power	2100W	3150W	4200W	5250W	3150W	5250W	7350W	9450W	 <p>PEL-2000A Series</p> <ul style="list-style-type: none"> * 10 Sets of Preset Memory * 120 Sets of Setup Memory * Parallel Operation for Increased Capacity * Sequence Function to Enable Load Simulations * External Waveform Control Functions * OPP/OCP/OVP/OTP Protection all Level Could be Changed * Multi-Interface USB Device/Host, RS-232C, GPIB(Optional) Support <table border="1"> <tr><th>Model</th><th>PEL-2020A</th><th>PEL-2030A</th><th>PEL-2040A</th><th>PEL-2041A</th></tr> <tr><td>Channel</td><td>L/R</td><td>L/R</td><td>Left</td><td>Right</td></tr> <tr><td>Range</td><td>Low</td><td>High</td><td>N/A</td><td>Low</td></tr> <tr><td>Power</td><td>100W</td><td>100W</td><td>30W</td><td>250W</td></tr> <tr><td>Current</td><td>0~2A</td><td>0~20A</td><td>0~5A</td><td>0~4A</td></tr> <tr><td>Voltage</td><td>1~80V</td><td>1~80V</td><td>1~80V</td><td>1~80V</td></tr> <tr><td>Min Operating Voltage(DC)</td><td>0.4V at 2A</td><td>0.8V at 20A</td><td>0.8V at 5A</td><td>0.4V at 4A</td></tr> </table>	Model	PEL-2020A	PEL-2030A	PEL-2040A	PEL-2041A	Channel	L/R	L/R	Left	Right	Range	Low	High	N/A	Low	Power	100W	100W	30W	250W	Current	0~2A	0~20A	0~5A	0~4A	Voltage	1~80V	1~80V	1~80V	1~80V	Min Operating Voltage(DC)	0.4V at 2A	0.8V at 20A	0.8V at 5A	0.4V at 4A																																		
Model	PEL-3021	PEL-3041	PEL-3111	PEL-3211																																																																																																																											
Voltage	1.5V~150V	1.5V~150V	1.5V~150V	1.5V~150V																																																																																																																											
Current	0~35A	0~70A	0~210A	0~420A																																																																																																																											
Power	175W	350W	1050W	2100W																																																																																																																											
Model	PEL-3212	PEL-3323	PEL-3424	PEL-3525	PEL-3222	PEL-3323	PEL-3424	PEL-3525																																																																																																																							
Voltage	1.5V~150V	1.5V~150V	1.5V~150V	1.5V~150V	1.5V~150V	1.5V~150V	1.5V~150V	1.5V~150V																																																																																																																							
Current	0~420A	0~630A	0~840A	0~1050A	0~630A	0~1050A	0~1470A	0~1890A																																																																																																																							
Power	2100W	3150W	4200W	5250W	3150W	5250W	7350W	9450W																																																																																																																							
Model	PEL-2020A	PEL-2030A	PEL-2040A	PEL-2041A																																																																																																																											
Channel	L/R	L/R	Left	Right																																																																																																																											
Range	Low	High	N/A	Low																																																																																																																											
Power	100W	100W	30W	250W																																																																																																																											
Current	0~2A	0~20A	0~5A	0~4A																																																																																																																											
Voltage	1~80V	1~80V	1~80V	1~80V																																																																																																																											
Min Operating Voltage(DC)	0.4V at 2A	0.8V at 20A	0.8V at 5A	0.4V at 4A																																																																																																																											
 <p>PEL-3000E Series</p> <ul style="list-style-type: none"> * 3.5 inch TFT LCD Display * Operation Mode : CC, CV, CR, CP, CC+CV, CR+CV, CP+CV * Burn-in Normal Sequence/Fast Sequence Function * Run Program Function (Go/NoGo Test) * Protection Function : OCP/OVP/OPP/OTP/RVP/UVP * Multi Interface: USB (Std.)/GPIB (Opt.) * Analog Control Interface <table border="1"> <tr><th>Model</th><th>PEL-3031E</th><th>PEL-3032E</th></tr> <tr><td>Channel</td><td>Low</td><td>High</td></tr> <tr><td>Range</td><td>300W</td><td>300W</td></tr> <tr><td>Power</td><td>300W</td><td>300W</td></tr> <tr><td>Voltage</td><td>1~150V</td><td>1~150V</td></tr> <tr><td>Current</td><td>0~6A</td><td>0~6A</td></tr> <tr><td>Min Operating Voltage</td><td>1V at 6A</td><td>1V at 60A</td></tr> <tr><td>Adjustable Slew Rate</td><td>0.25A/μs</td><td>2.5A/μs</td></tr> </table>	Model	PEL-3031E	PEL-3032E	Channel	Low	High	Range	300W	300W	Power	300W	300W	Voltage	1~150V	1~150V	Current	0~6A	0~6A	Min Operating Voltage	1V at 6A	1V at 60A	Adjustable Slew Rate	0.25A/ μ s	2.5A/ μ s	 <p>APS-1102A</p> <ul style="list-style-type: none"> * Output Capacity: 1kVA (AC Mode) or 1kW (DC Mode) * Output Mode: AC and AC+DC Combined with any of the Four Signal Sources * Signal Sources: Internal (INT), External (EXT), Internal + External (ADD) and Synchronization (SYNC) * Waveform: SINE WAVE, SQUARE WAVE, ARBITRARY WAVE * Measurement Functions: Voltage, Current, Power, Frequency, Power Factor, CF and Harmonic Current * Sequence Function Allows programming of Output Patterns * 30 Sets of Save/Recall Memory * Multiple Interfaces: USB(USB1.1 USBTMC), RS-232, Control I/O <table border="1"> <tr><th>Model</th><th>Range</th><th>Output Voltage</th><th>Output Current(Max)</th><th>Output Capacity</th></tr> <tr><td>AC</td><td>100V</td><td>0~155.0V</td><td>10A</td><td>1000VA</td></tr> <tr><td>DC</td><td>200V</td><td>0~310.0V</td><td>5A</td><td>1000VA</td></tr> <tr><td>DC</td><td>100V</td><td>-220V~+220V</td><td>10A</td><td>1000W</td></tr> <tr><td>DC</td><td>200A</td><td>-440V~+440V</td><td>5A</td><td>1000W</td></tr> </table>	Model	Range	Output Voltage	Output Current(Max)	Output Capacity	AC	100V	0~155.0V	10A	1000VA	DC	200V	0~310.0V	5A	1000VA	DC	100V	-220V~+220V	10A	1000W	DC	200A	-440V~+440V	5A	1000W	 <p>APS-7000 Series</p> <ul style="list-style-type: none"> * 4.3-inch TFT-LCD * Output Capacity: APS-7050/7050E(500VA, 310Vrms, 4.2Arms); APS-7100/7100E(1000VA, 310Vrms, 8.4Arms); APS-7200(2000VA, 310Vrms, 16.8Arms); APS-7300(3000VA, 310Vrms, 25.2Arms) Output Augmentation by Options(0~600Vrms/45~999.9Hz) * Measurement and Test Functions Include VOLT, CURR, PWR, SVA, IPK, IPKH, FREQ, PF, CF * Support a Small AC Current Measurement 2mA~35A, Min. Revolution 0.01mA(APS-7050&APS-7100) * Reverse Current Alarm Function * Automatic Execution of Sequence, Simulate, Program mode and Output Function when the Power is on <table border="1"> <tr><th>Model</th><th>APS-7050E</th><th>APS-7100E</th><th>APS-7050</th><th>APS-7100</th><th>APS-7200</th><th>APS-7300</th></tr> <tr><td>Power Rating</td><td>500VA</td><td>1000VA</td><td>500VA</td><td>1000VA</td><td>2000VA</td><td>3000VA</td></tr> <tr><td>Output Voltage</td><td colspan="6">0 ~ 310.0Vrms</td></tr> <tr><td>Output Frequency</td><td colspan="6">45.00 ~ 500.0Hz</td></tr> </table>	Model	APS-7050E	APS-7100E	APS-7050	APS-7100	APS-7200	APS-7300	Power Rating	500VA	1000VA	500VA	1000VA	2000VA	3000VA	Output Voltage	0 ~ 310.0Vrms						Output Frequency	45.00 ~ 500.0Hz																																																					
Model	PEL-3031E	PEL-3032E																																																																																																																													
Channel	Low	High																																																																																																																													
Range	300W	300W																																																																																																																													
Power	300W	300W																																																																																																																													
Voltage	1~150V	1~150V																																																																																																																													
Current	0~6A	0~6A																																																																																																																													
Min Operating Voltage	1V at 6A	1V at 60A																																																																																																																													
Adjustable Slew Rate	0.25A/ μ s	2.5A/ μ s																																																																																																																													
Model	Range	Output Voltage	Output Current(Max)	Output Capacity																																																																																																																											
AC	100V	0~155.0V	10A	1000VA																																																																																																																											
DC	200V	0~310.0V	5A	1000VA																																																																																																																											
DC	100V	-220V~+220V	10A	1000W																																																																																																																											
DC	200A	-440V~+440V	5A	1000W																																																																																																																											
Model	APS-7050E	APS-7100E	APS-7050	APS-7100	APS-7200	APS-7300																																																																																																																									
Power Rating	500VA	1000VA	500VA	1000VA	2000VA	3000VA																																																																																																																									
Output Voltage	0 ~ 310.0Vrms																																																																																																																														
Output Frequency	45.00 ~ 500.0Hz																																																																																																																														
 <p>PSU-Series</p> <ul style="list-style-type: none"> * Voltage Rating: 6V/12.5/20/40/60/100/150/300/400/600V * Output Power Rating : 1200W ~ 1560W * C.V/C.C Priority; Particularly Suitable for the Battery and LED Industry * Series and Parallel Operation (2 Units in Series/4 Units in Parallel Maximum) * High Efficiency and High Power Density * 19" Rack Mount Size Design <table border="1"> <tr><th>Model</th><th>PSU 6-200</th><th>PSU 12.5-120</th><th>PSU 20-70</th><th>PSU 40-30</th><th>PSU 60-25</th><th>PSU 100-15</th><th>PSU 150-10</th><th>PSU 300-5</th><th>PSU 400-3.2</th><th>PSU 600-2.6</th></tr> <tr><td>Channel</td><td>1</td><td>1</td><td>1</td><td>1</td><td>1</td><td>1</td><td>1</td><td>1</td><td>1</td><td>1</td></tr> <tr><td>Power</td><td>1200W</td><td>1500W</td><td>1520W</td><td>1520W</td><td>1500W</td><td>1500W</td><td>1500W</td><td>1530W</td><td>1560W</td><td>1560W</td></tr> <tr><td>Voltage</td><td>0~6V</td><td>0~12.5V</td><td>0~20V</td><td>0~40V</td><td>0~60V</td><td>0~100V</td><td>0~150V</td><td>0~300V</td><td>0~400V</td><td>0~600V</td></tr> <tr><td>Current</td><td>0~200A</td><td>0~120A</td><td>0~76A</td><td>0~38A</td><td>0~25A</td><td>0~15A</td><td>0~10A</td><td>0~5A</td><td>0~3.8A</td><td>0~2.6A</td></tr> </table>	Model	PSU 6-200	PSU 12.5-120	PSU 20-70	PSU 40-30	PSU 60-25	PSU 100-15	PSU 150-10	PSU 300-5	PSU 400-3.2	PSU 600-2.6	Channel	1	1	1	1	1	1	1	1	1	1	Power	1200W	1500W	1520W	1520W	1500W	1500W	1500W	1530W	1560W	1560W	Voltage	0~6V	0~12.5V	0~20V	0~40V	0~60V	0~100V	0~150V	0~300V	0~400V	0~600V	Current	0~200A	0~120A	0~76A	0~38A	0~25A	0~15A	0~10A	0~5A	0~3.8A	0~2.6A	 <p>PSW-Series (High/Low Voltage)</p> <ul style="list-style-type: none"> * Voltage Rating: 30V/80V/160V/250V/800V, Output Power Rating: 360W~1080W * C.V/C.C Priority; Particularly Suitable for the Battery and LED Industry * 1/2, 1/3, 1/6 Rack Mount Size Design(EIA/JIS Standard) for 360W, 720W, 1080W <table border="1"> <tr><th>Model</th><th>PSW 30-36</th><th>PSW 30-72</th><th>PSW 30-108</th><th>PSW 80-13.5</th><th>PSW 80-27</th><th>PSW 80-40.5</th><th>PSW 160-7.2</th><th>PSW 160-14.4</th><th>PSW 160-21.6</th></tr> <tr><td>Channel</td><td>1</td><td>1</td><td>1</td><td>1</td><td>1</td><td>1</td><td>1</td><td>1</td><td>1</td></tr> <tr><td>Power</td><td>360W</td><td>720W</td><td>1080W</td><td>360W</td><td>720W</td><td>1080W</td><td>360W</td><td>720W</td><td>1080W</td></tr> <tr><td>Voltage</td><td>0~30V</td><td>0~30V</td><td>0~30V</td><td>0~80V</td><td>0~80V</td><td>0~80V</td><td>0~160V</td><td>0~160V</td><td>0~160V</td></tr> <tr><td>Current</td><td>0~36A</td><td>0~72A</td><td>0~108A</td><td>0~13.5A</td><td>0~27A</td><td>0~40.5A</td><td>0~7.2A</td><td>0~14.4A</td><td>0~21.6A</td></tr> </table>	Model	PSW 30-36	PSW 30-72	PSW 30-108	PSW 80-13.5	PSW 80-27	PSW 80-40.5	PSW 160-7.2	PSW 160-14.4	PSW 160-21.6	Channel	1	1	1	1	1	1	1	1	1	Power	360W	720W	1080W	360W	720W	1080W	360W	720W	1080W	Voltage	0~30V	0~30V	0~30V	0~80V	0~80V	0~80V	0~160V	0~160V	0~160V	Current	0~36A	0~72A	0~108A	0~13.5A	0~27A	0~40.5A	0~7.2A	0~14.4A	0~21.6A	 <p>PFR-100L/100M</p> <ul style="list-style-type: none"> * Constant Power Output for Fivefold Multi-Range(V&I) Operation * Natural Convection Cooling Design(Fanless Structure) * Preset Memory Function & Output ON/OFF Delay Function * CV, CC Priority Mode & Bleeder Circuit Control * Adjustable Slew Rate For Voltage and Current * Protection : OVP, OCP, AC FAIL and OTP * Support Front Panel and Rear Panel Output * Built-in USB and RS-232/485 Interface Optional LAN+GPIB * Web Server Monitoring and Control * External Analog Control and Monitor Function <table border="1"> <tr><th>Model</th><th>PFR-100L</th><th>PFR-100L-GL</th><th>PFR-100M</th><th>PFR-100M-GL</th></tr> <tr><td>Power(W)</td><td>100</td><td>100</td><td>100</td><td>100</td></tr> <tr><td>Voltage(V)</td><td>50</td><td>50</td><td>250</td><td>250</td></tr> <tr><td>Current(A)</td><td>10</td><td>10</td><td>2</td><td>2</td></tr> </table>	Model	PFR-100L	PFR-100L-GL	PFR-100M	PFR-100M-GL	Power(W)	100	100	100	100	Voltage(V)	50	50	250	250	Current(A)	10	10	2	2
Model	PSU 6-200	PSU 12.5-120	PSU 20-70	PSU 40-30	PSU 60-25	PSU 100-15	PSU 150-10	PSU 300-5	PSU 400-3.2	PSU 600-2.6																																																																																																																					
Channel	1	1	1	1	1	1	1	1	1	1																																																																																																																					
Power	1200W	1500W	1520W	1520W	1500W	1500W	1500W	1530W	1560W	1560W																																																																																																																					
Voltage	0~6V	0~12.5V	0~20V	0~40V	0~60V	0~100V	0~150V	0~300V	0~400V	0~600V																																																																																																																					
Current	0~200A	0~120A	0~76A	0~38A	0~25A	0~15A	0~10A	0~5A	0~3.8A	0~2.6A																																																																																																																					
Model	PSW 30-36	PSW 30-72	PSW 30-108	PSW 80-13.5	PSW 80-27	PSW 80-40.5	PSW 160-7.2	PSW 160-14.4	PSW 160-21.6																																																																																																																						
Channel	1	1	1	1	1	1	1	1	1																																																																																																																						
Power	360W	720W	1080W	360W	720W	1080W	360W	720W	1080W																																																																																																																						
Voltage	0~30V	0~30V	0~30V	0~80V	0~80V	0~80V	0~160V	0~160V	0~160V																																																																																																																						
Current	0~36A	0~72A	0~108A	0~13.5A	0~27A	0~40.5A	0~7.2A	0~14.4A	0~21.6A																																																																																																																						
Model	PFR-100L	PFR-100L-GL	PFR-100M	PFR-100M-GL																																																																																																																											
Power(W)	100	100	100	100																																																																																																																											
Voltage(V)	50	50	250	250																																																																																																																											
Current(A)	10	10	2	2																																																																																																																											

Programmable Multi-Range D.C. Power Supply Programmable Switching D.C. Power Supply Programmable Switching D.C. Power Supply



PSB-1000 Series

NEW

- * 3.5 Inch TFT LCD Display
- * Voltage Rating : 40V/160V
- * Output Power Rating: 400W~800W
- * Constant Power Output for Multi-Range(V & I) Operation
- * CV/CC Priority, Particularly Suitable for the Battery and LED Industry
- * Series & Parallel Operation: 2 Units in Series/4 Units in Parallel
- * Standard Interface : LAN, USB, Analog Control Interface
- * Optional Interface : GPIB
- * High Efficiency and High Power Density
- * Adjustable Slew Rate

Model Number	PSB-1400L	PSB-1800L	PSB-1400M	PSB-1800M
Number of Channel	1	1	1	1
Output Power	400W	800W	400W	800W
Output Voltage	0-40V	0-40V	0-160V	0-160V
Output Current	0-40A	0-80A	0-10A	0-20A



PSB-2400L/PSB-2400L2/PSB-2800L/PSB-2800LS (Low Voltage)

- * Output Voltage Rating: 0-80V, Output Power Rating: 400W~800W
- * Constant Power Output for Multi-Range (V & I) Operation
- * Series and Parallel Operation for Low Voltage Models
- * Parallel Operation for High Voltage Models
- * 90 Degree Angle Rotatable Control Panel
- * Sequence Function Edited by PC will be controlled Through Power Supply interfaces
- * Standard Interface: RS-232C/USB/Analog Control Interface
- * Optional Interface: GPIB

Model Number	PSB-2400L	PSB-2800L	PSB-2400L2	PSB-2800LS
Number of Channel	1	1	2	NA
Output Power	400W	800W	800W	800W
Output Voltage	0-80V	0-80V	0-80V x 2CH	80V
Output Current	0-40A	0-80A	0-40A x 2CH	80A



PSB-2400H/PSB-2800H (High Voltage)

- * Output Voltage Rating: 0-800V, Output Power Rating: 400W~800W
- * Constant Power Output for Multi-Range (V & I) Operation
- * Parallel Operation (2 Units in Parallel Maximum)
- * 90 Degree Angle Rotatable Control Panel
- * Sequence Function Edited by PC will be controlled Through Power Supply interfaces
- * Standard Interface: RS-232C/USB/Analog Control Interface
- * Optional Interface: GPIB

Model Number	PSB-2400H	PSB-2800H
Number of Channel	1	1
Output Power	400W	800W
Output Voltage	0-800V	0-800V
Output Current	0-3A	0-6A

Low Noise D.C. Power Supply



PLR-Series

NEW

- * Output Voltage Rating: 20V/36V/60V; Output Power: 360W/720W
- * Low Ripple and Noise (0.5mVrms/10mA rms)
- * Fast Transition Recovery Time (100μs)
- * Equipped Power Factor Correction Circuit for AC-input 100-240VAC
- * Maximum 2 units in Series Connections or 3 units in Parallel Connections
- * Select the Setting Digits for Voltage and Current (Coarse/Fine Volume Control)
- * Panel Lock Function/3 set of Preset Function
- * Output Off Timer Function (Range: 1 min to 1000 hours & 59mins)
- * CC Priority Function (Prevent Overshoot & Inrush Current)
- * Sequence Function of PC Editing (Max: 1000 steps/Min. step Period: 50ms)
- * Protection : OVP, UVP, OCP, Remote Sensing (Terminal Open)
- * External Analog Control Function
- * PC Remote Interface: Standard: RS-232C; Optional: GPIB/USB/LAN

Model	PSP-603	PSP-405	PSP-2010
Voltage	0-60V x 1	0-40V x 1	0-20V x 1
Current	0-3.5A x 1	0-5A x 1	0-10A x 1

Programmable Switching D.C. Power Supply



PSP-Series

- * 3 Step Fan Speed Control
- * LCD Display
- * Output ON/OFF Control
- * OVL/OCL/OTP/OPL Protection
- * Normal, +% & -% Output Operation Key
- * High Efficiency and High Power Density
- * Standard : RS-232C
- * Optional European Type Jack Terminal

Model	PSP-603	PSP-405	PSP-2010
Voltage	0-60V x 1	0-40V x 1	0-20V x 1
Current	0-3.5A x 1	0-5A x 1	0-10A x 1

Programmable Linear D.C. Power Supply



PST-Series

- * High Resolution Triple Output 10mV, 1mA
- * 192 x 128 LCD Display, Simultaneously Shows Settings and Measuring Result
- * Over-Voltage, Over-Current, Over Temperature Protection
- * 100 Sets Memory, Auto Step Running With Timer Setting
- * Provided Auto Series and Parallel Function
- * Standard Interface : RS-232C * Labview Driver
- * Option Interface : GPIB (IEEE-488.2)

Model	PST-3202	PST-3201
Voltage	0-32V x 2, 0-6V x 1	0-32V x 3
Current	0-2A x 2, 0-5A x 1	0-1A x 3

Programmable High Precision D.C. Power Supply



PPH-1503/1503D/1506D

NEW

- * 3.5 inch TFT LCD Display
- * External Relay On/Off Control
- * Front and Rear Panel Output Terminal
- * Key Lock Function & 5 sets of Preset Memory Including Power Output On/Off States
- * High Speed Transient Response Time < 40us within 100mV (for rear output) ; < 80us within 20mV
- * OVP, OCP and OTP Protection
- * PC Remote Control Interface (Standard): USB/GPIB/LAN

Model	PPH-1503	PPH-1503D	PPH-1506D
Channel	CH1	CH1 CH2	CH1 CH2
Power	45W	45W	18W
Voltage	0-15V or 0-9V	0-15V or 0-9V	0-12V
Current	0-3A or 0-5A	0-3A or 0-5A	0-1.5A

Multiple Output Programmable Linear D.C. Power Supply



GPD-2303S/3303S/4303S/3303D

- * Digital Panel Control
- * User-Friendly Operation, Coarse/Fine Volume Control
- * Key-Lock & Warning Buzzer
- * Tracking Series and Parallel Mode
- * Smart Cooling Fan Achieving Low Noise
- * Display Resolution: 1mV/1mA (GPD-2303S/3303S/4303S) 100mV/10mA (GPD-3303D)
- * Standard Interface: USB * Output ON/OFF
- * 4 Sets Save/Recall

Model	GPD-2303S	GPD-3303S	GPD-4303S	GPD-3303D
Channel	CH1 CH2	CH1 CH2 CH3	CH1 CH2 CH3 CH4	CH1 CH2 CH3
Voltage	0-30V/0-30V/0-30V/15/15/15/0V	0-30V/0-30V/0-30V/15/15/15/0V	0-30V/0-30V/0-30V/15/15/15/0V	0-30V/0-30V/0-30V/15/15/15/0V
Current	0-3A 0-3A 0-3A 0-3A	0-3A 0-3A 0-3A 0-3A	0-3A 0-3A 0-3A 0-3A	0-3A 0-3A 0-3A 0-3A

Programmable Dual-Range D.C. Power Supply



PSM-Series (Linear Type)

- * High Resolution: 1mV/1mA
- * 0.01% Load/Line Regulation, 350μVrms Ripple
- * Auto Step Running with timer Setting and 100 Sets Memory
- * Safety Design: OVP, OCP & OTP; Output ON/OFF Control
- * Self-Test and Software Calibration
- * High Visible Vacuum-Fluorescent Display
- * Front and Rear Output Terminal * Labview Driver
- * Standard Interface : RS-232C, GPIB

Model	PSM-2010	PSM-3004	PSM-6003
Low Range	0-8V/20A	0-15V/7A	0-30V/6A
High Range	0-20V/10A	0-30V/4A	0-60V/3.3A

Multiple Output Programmable Linear D.C. Power Supply



PPT-1830/3615 & PPE-3323

- * Easy Operation with UP/DOWN Key
- * High Resolution: 10mV, 1mA
- * Over Voltage Protection, Over Current Protection (PPT-Series by Hardware)
- * 50 Sets Memory, Triple Output, Auto Tracking
- * IEEE-488.2 and SCPI Compatible Command set
- * GPIB Standard Interface & LabVIEW Driver Software
- * High Stability, Low Drift, 4 Digit Display
- * IEC Safety Regulation

Programmable Linear D.C. Power Supply



PSS-Series

- * High Resolution 10mV, 1mA
- * Over-Voltage, Over-Current, Over Temperature Protection
- * Intelligent Fan Control
- * Built-In Buzzer Alarm
- * Standard Interface : RS-232C
- * Option Interface : GPIB (IEEE-488.2) * Labview Driver (Unable to Install RS-232C and GPIB Simultaneously)
- * Optional European Jack Type Terminal

Model	PSS-2005	PSS-3203
Voltage	0-20V x 1	0-32V x 1
Current	0-5A x 1	0-3A x 1

Switching D.C. Power Supply



SPS-1230/1820/2415/3610/606

- * Two Digital Panel Meters
- * 0.01 % High Regulation
- * Constant Voltage and Constant Current Operation
- * High Efficiency
- * High Power Density
- * Overload and Reverse Polarity Protection

Model	SPS-1230	SPS-1820	SPS-2415	SPS-3610	SPS-606
Voltage	12V	18V	24V	36V	60V
Current	30A	20A	15A	10A	6A

Multiple Output Dual Range D.C. Power Supply



SPD-3606 (Switching Type)

- * Three Independent, Isolated Output
- * CH1/CH2 : Dual Range Output of 30V/6A or 60V/3A to Cover Wide Application
- * CH3 Adjustable Output : 0.1-5V/3A
- * High Efficiency Power Conversion (Up to 25% then Traditional Power Supply)
- * Remote Control Output On/Off
- * OVP/OTP
- * Fully Safety Design: Reverse Polarity, CH3 Overload Protection, Safe Output Setting, CC/CV Mode
- * Voltage/Current protection Knob (Option)

Linear D.C. Power Supply



GPS-Series/GPS-3030DD

- * Light and Compact Design
- * 0.01% High Regulation
- * Constant Voltage and Constant Current Operation
- * Series or Parallel Operation Function
- * Remote Control for External Programmable
- * Internal Select for Continuous or Dynamic Load
- * Overload and Reverse Polarity protection

Meter	Model	Output Volts	Output Amps
Analog	GPS-3030	0-30V	0-3A
	GPS-6010	0-60V	0-1A
Digital	GPS-1830D	0-18V	0-3A
	GPS-1830D	0-18V	0-5A
	GPS-3030DD	0-30V	0-3A
	GPS-3030DD	0-30V	0-3A

Multiple Output Linear D.C. Power Supply



GPS-2303/3303/4303

- * 2, 3 and 4 Independent Isolated Output
- * 0.01% Load and Line Regulation * Low Ripple and Noise
- * Tracking Operation and Auto Series/Parallel Operation
- * Output Voltage and Current Setting When Output Disable (Except for GPS-2303)
- * Fan Speed Control Circuit to Minimize Fan Noise

Model	GPS-2303	GPS-3303	GPS-4303
CH1/CH2	CH1/CH2	CH1/CH2	CH1/CH2/CH3/CH4
Voltage	0-30V	0-30V 5V Fixed	0-30V 22-52V
Current	0-3A	0-3A 3A Max.	0-3A 1A Max. 1A Max.
Tracking Series Voltage	0-60V	0-60V	0-60V
Tracking Parallel Current	0-6A	0-6A	0-6A

Multiple Output Linear D.C. Power Supply



GPE-X323 Series

- * Setting and Read back Resolution : 100mV/10mA
- * 1, 2, 3 and 4 Independent Isolated Output
- * 4.3 inch Display With Set View Function
- * Output On/Off Switch
- * Tracking Series and Parallel Operation
- * Remote Control Function in Rear Panel
- * Key Lock Function

Model	GPE-4323	GPE-3323	GPE-2323	GPE-1326
Channel	CH1 CH2 CH3 CH4	CH1 CH2 CH3	CH1 CH2	CH1
Output Voltage	0-32V/0-32V/0-5V/0-15V/0-32V/0-32V/5.0V	0-32V/0-32V/0-32V	0-32V/0-32V	0-32V
Output Current	0-3A/0-3A/0-1A/0-1A/0-3A/0-3A	0-3A/0-3A	0-3A/0-3A	0-6A
Series Operation	0-64V	0-64V	0-64V	-
Parallel Operation	0-6A	0-6A	0-6A	-

Linear D.C. Power Supply



GPR-U Series

- * Low Ripple and Noise * 3 1/2 Digits 0.5" LED Display
- * Overload and Reverse Polarity Protection
- * Built-In OverVoltage and OverCurrent Tripped Crowbar
- * Model Number with HDA or DA: 19" Inch Full Rack Model Number with HDC: 19" Inch 1/2 Half Rack + Remote I/O

Model	Output Volts	Output Amps	Model	Output Volts	Output Amps
GPR-1850HD	0-18V	0-50A	GPR-6015HDA	0-60V	0-15A
GPR-3520HD	0-35V	0-20A	GPR-7510HDA	0-75V	0-10A
GPR-6015HD	0-60V	0-15A	GPR-16H50DA	0-160V	0-5A
GPR-7510HD	0-75V	0-10A	GPR-25H30DA	0-250V	0-3A
GPR-16H50D	0-160V	0-5A	GPR-35H20DA	0-350V	0-2A
GPR-25H30D	0-250V	0-3A	GPR-50H15DA	0-500V	0-1.5A
GPR-35H20D	0-350V	0-2A	GPR-60H15DA	0-600V	0-1.5A
GPR-50H15D	0-500V	0-1.5A	GPR-100H05DA	0-1000V	0-0.5A
GPR-60H15D	0-600V	0-1.5A	GPR-7510HDC	0-75V	0-10A
GPR-100H05D	0-1000V	0-0.5A	GPR-6015HDC	0-60V	0-15A
GPR-3520HDA	0-35V	0-20A	GPR-3520HDC	0-35V	0-20A

Isolated Output High Precision Current Shunt Meter



PCS-10001

- * 6 1/2 Digit Voltage and Current Measurement Resolution
- * Simultaneous Current and Voltage Measurement
- * Five Current Measurement Levels (AC & DC) : 30mA/300mA/3A/30A/300A
- * AC Voltage Measurement Levels : 200mV/2V/20V/200V/600V
- * DC Voltage Measurement Levels : 200mV/2V/20V/200V/1000V
- * Standard : USB & GPIB
- * CE Verification



GPT-9000 Series Electrical Safety Tester **LCR-6000 Series** 2/20/100/200/300kHz Precision LCR Meter
GOM-804/805 D.C. Milliohm Meter **GPM-8213** Digital Power Meter

DIGITAL MULTIMETERS/LCR METERS/SAFETY TESTERS/OTHER METERS

The GW Instek Basic Test & Measurement Instruments can be divided into 4 groups: Digital Meters, LCR Meters, Safety Testers and Other Application T&M Instruments.

For Safety testing, GPT-9000 Series safety testers provide you with a safe and quick measurement for AC/DC withstanding voltage tests, insulation resistance tests, and ground bond tests. GLC-9000 leakage current tester supports all the major leakage current test standards for medical and general electrical equipment.

In the Digital Meter group, we provide 6 1/2 digit, 5 1/2 digit, 4 1/2 digit, as well as 3 1/2 digit benchtop multimeters, 4 1/2 and lower digit handheld multimeters as well as a range of mini clamp meters.

LCR Meter includes two main series, LCR-8000G Series and LCR-6000 Series. Depending on the model, these series feature frequency of 2kHz ~ 10MHz, and accuracy of 0.05% ~ 0.1%.


In order to provide a complete "one stop shopping" solution, D.C. milliohm meters, Digital power meter, 120MHz ~ 2.7GHz high frequency counter, automatic distortion meter and A.C. millivolt meters are also provided in this product line of Other application T&M instruments.




PRODUCTS




- Digit Dual Measurement Multimeter
- Digital Multimeter
- Mini Clamp Meter
- LCR Meter
- Handheld LCR Meter
- Electrical Safety Tester
- D.C Milli-ohm Meter
- Digital Power Meter
- Digital IC Tester
- Handy Linear IC Tester
- Automatic Distortion Meter
- A.C Millivolt Meter
- Intelligent Counter
- Digital Frequency Counter
- Logic Probe & Pulsar
- AC Ground Bond Tester

<p>AC/DC/IR/GB Electrical Safety Tester</p> <p>CE</p>  <p>GPT-9900 Series</p> <ul style="list-style-type: none"> * 500VA AC Test Capacity * 240 x 64 Ice Blue Dot Matrix LCD * Function Key for Quick Selecting * Controllable Ramp-up Time * Zero Crossing Turn-on Operation * True RMS Current Measurement * High Resolution : 1μA for Measuring Current, 2V for Setting Voltage * PWM Switching Amplifier to Enhance the Power Efficiency and Reliable Testing * Max. 100 Memory Block for Test Condition(Step) Setting. And Each Step Can be Named Individually * Safety Interlock Function * Manual/Auto Mode * Interface : RS-232C, USB Device, Signal I/O and GPIB(Optional) * Rear Output Available 	<p>AC/DC/IR/GB Electrical Safety Tester</p> <p>CE</p>  <p>GPT-9800 Series</p> <ul style="list-style-type: none"> * 200VA AC Test Capacity * 240 x 64 Ice Blue Dot Matrix LCD * Function Key for Quick Selecting * Controllable Ramp-up Time * Zero Crossing Turn-on Operation * True RMS Current Measurement * High Resolution : 1μA for Measuring Current, 2V for Setting Voltage * PWM Switching Amplifier to Enhance the Power Efficiency and Reliable Testing * Max. 100 Memory Block for Test Condition(Step) Setting. And Each Step Can be Named Individually * Safety Interlock Function * Manual/Auto Mode * Interface : RS-232C, USB Device, Signal I/O and GPIB(Optional) * Rear Output Available 	<p>Multiplex Scanner Box</p> <p>CE Patent No.ZL201420282101.8</p>  <p>GSB-01/02</p> <ul style="list-style-type: none"> * Model : GSB-01 (8CH High Voltage Scanner Box), GSB-02 (6CH High Voltage and 2CH Ground Bond Scanner Box) * Multi-channel Outputs for Withstanding Voltage, Insulation Resistance, Ground Bond Tests * High-intensity LED for Channel, Status & Judgment Indications * Front & Rear Input Connector Design is Suitable for the GPT-9800/9900/9900A Series * A Maximum of 4 Scanner Boxes (32 CH) can be Connected to One GPT-9800/9900/9900A Series
<p>AC/DC Withstanding Voltage/Insulation Resistance Tester</p> <p>CE</p>  <p>GPT-9600 Series</p> <ul style="list-style-type: none"> * 100VA AC Test Capacity * 240 x 48 Ice Blue Dot Matrix LCD * True RMS Current Measurement * ARC Detection * Zero Crossing Turn-on Operation * PWM Switching Amplifier to Enhance the Power Efficiency and Reliable Testing * Automatically Switching Input Source for World-wide Input Voltage * Light Design and Easy to Operation 	<p>AC Ground Bond Tester</p> <p>CE</p>  <p>GCT-9040</p> <ul style="list-style-type: none"> * AC 40A Ground Bond Tester * Measuring Resistance from 1mΩ ~650mΩ * Connect with the GPT-9800/9900 Series to Become a Multifunctional Test or Simultaneous Test System * 240x64 Ice Blue Dot Matrix LCD * Function Key for Quick Selecting * High Intensity Flash for Caution & Status Indication * PWM Switching Amplifier to Enhance the Power Efficiency and Reliable Testing * Max. 100 Memory Block for Test Condition Setting * Remote Terminal on the Front Panel for "Start" and "Stop" Remote Active * Interface : USB Device, Signal I/O and GPIB (optional) 	<p>Leakage Current Tester</p> <p>CE</p>  <p>GLC-9000</p> <ul style="list-style-type: none"> * Touch Panel with Color LCD Display * 9 Different Measuring Devices to Simulate the Resistance of a Human Body * 8 Different Types of Leakage Current for General Electrical & Medical Equipment * Various Leakage Current Measuring modes : DC/AC/AC+DC/AC Peak * Upper & Lower PASS/FAIL Limits * Meter Function with SELV/CONV Function * 50 Preset Test Conditions Conform to the IEC 60990 ; 30 Memories for Customer Defined * Standard Interfaces:RS-232C/GPIB/USB Host & Device/EXT I/O
<p>D.C. Milliohm Meter</p> <p>CE</p>  <p>GOM-805 <i>NEW</i></p> <ul style="list-style-type: none"> * 50000 Counts Display * TFT 320x240 Color LCD * Fast Measurement Rate up to 60 sample/s * High Accuracy 0.05% * Four-Terminal Measurement * Temperature Compensation (TC) Measurement * Diode Test * Measurement Delay Function * Drive Mode : DC+, DC-, Pulsed, PWM, Zero * Standard Interface: Handler (D-sub 25P), RS22, USB Device, GPIB 	<p>D.C. Milliohm Meter</p> <p>CE</p>  <p>GOM-804 <i>NEW</i></p> <ul style="list-style-type: none"> * 50000 Counts Display * TFT 320x240 Color LCD * Fast Measurement Rate up to 60 sample/s * High Accuracy 0.05% * Four-Terminal Measurement * Temperature Compensation (TC) Measurement * Diode Test * Measurement Delay Function * Standard Interface: Handler (D-sub 25P), RS22, USB Device, GPIB (Optional) 	<p>D.C. Milliohm Meter</p> <p>CE</p>  <p>GOM-801H</p> <ul style="list-style-type: none"> * 3 1/2 Digits 0.5" LED Display * Measures from 20mΩ ~ 20kΩ in 7 Ranges * 1A High Test Current * High Resolution 10 μΩ * Hi/Lo Comparator Indicator with Buzzer Alarm

6 ½ Digit Dual Measurement Multimeter 5 ½ Digit Dual Measurement Multimeter 5 ½ Dual Display Digital Multimeter




 <p>GDM-8261A</p>	 <p>GDM-8351</p>	 <p>GDM-8255A</p>
<ul style="list-style-type: none"> * 6 ½ Digit Display * DCV Basic Accuracy : 0.0035% * Dual Measurement to Perform Two Selected Measurements Simultaneously * 11 Measurement Functions & 10 Math Functions * Measuring Resolution : 100pA for DCI and 1nA for ACI * Temperature Measurement * Up to 2,400 rdgs/s Data Transmission Speed * Standard Interfaces : USB, RS-232C, Digital I/O * Optional Interfaces : GPIB or LAN * Optional Scanner Card : GDM-SC1 * PC Software : DMM-Viewer, LabVIEW Driver 	<ul style="list-style-type: none"> * 120,000 Counts, VFD Display * Auto/Manual Selection * Dual Measurement/Dual Display * The Basic Precision of DC Voltage : 0.12% * Selectable Measurement Speeds, the Maximum:320 Readings/s * True RMS (AC, AC+DC) Measurements * 12 Different Measurement Functions:AC/DC Voltage, AC/DC Current, AC+DC Voltage/Current, 2W/4W Resistance, Continuity Beeper, Diode Test, Capacitance, Frequency, Temperature * Many Auxiliary Functions : Max./Min., REL/REL#, Compare, Hold, dB, dBm, Math (MX+B, %, 1/X) * Digital I/O Provides Dual Mode(Standard Compare and User Definition Modes) * Standard RS-232C and USB Device Interface(Support USB CDC and USB TMC Modes) 	<ul style="list-style-type: none"> * GDM-8255A : 199,999 Counts Display * VFD Two Colors Display * 0.012% DCV Accuracy * True RMS (AC, AC+DC) * 9 Major Measuring Functions and 10 Advanced Measurement Functions * 2W/4W Resistance Measurement * High Voltage 1000V and 10A Current Range * Standard Interface : RS-232C, USB Device, Digital I/O * Free PC Software (DMM-VIEWER), LabVIEW Driver * Optional 16+2 Channels Scanner Card










 <p>GDM-8341/8342</p>	 <p>GDM-8245 (50000 Counts)</p>	 <p>GDM-452/357/350B(Manual Range) GDM-461/397/360/398(Auto/Manual Range)</p>
<ul style="list-style-type: none"> * 50000 Counts Vacuum Fluorescent Display with Two Colors * Dual Measurement * Fast Measurement Rate Up to 40 readings/s for DCV * 0.02% DCV Basic Accuracy * Auto/Manual Ranging * True RMS (AC, AC+DC) * 11 Measurement Functions * Max./Min., REL, MX+B, 1/X, Ref %, Compare, Hold, dB, dBm * Standard USB Device for Communicating to PC * Temperature Measurement (GDM-8342 only) * USB Storage for Data Collection (GDM-8342 only) * Optional GPIB (factory install for GDM-8342 only) 	<ul style="list-style-type: none"> * 50000 Counts Display * Multi-Function ACV, DCV, ACA, DCA, R, C, Hz, Max/Min, Continuity Beeper, Diode Test, REL, Hold, dBm * Dual Display Indicate ACV and Hz, DCV(ACV)and dBm * Manual or Auto Ranging * 0.03% DCV Accuracy * ACV Measuring Frequency Up to 50kHz * AC True RMS or AC + DC True RMS 	<ul style="list-style-type: none"> * 22000 Counts Auto/Manual Ranging (GDM-461) * 4 ½ Digits 19999 Counts (GDM-452) * 4000 Counts Auto/Manual Ranging (GDM-397/398) * 6000 Counts Auto/Manual Ranging (GDM-360) * 3 ½ Digits 1999 Counts (GDM-357/350B) * Continuity Beeper/Diode Test * High Energy Fuse for 10A Range * Data Hold * True RMS (GDM-461/360) * RS-232C (GDM-461/397/360)

 <p>GPM-8213 NEW</p>	 <p>GFC-8270H/8131H</p>	 <p>GFC-8010H</p>
<ul style="list-style-type: none"> * 4" TFT LCD * Basic Accuracy : +/- (0.1% of reading + 0.1% of range) * Two Data Display Modes * Met the requirement of IEC 62301 power measurement * Current/Voltage Measurements Reach CF = 3 for Distorted Wave and CF=6 for Half Range * Total Harmonic Distortion Measurement * W-h Power vs Time Integration Function * Front Panel Test Terminal * Standard Interfaces : RS-232C, USB Device, LAN 	<ul style="list-style-type: none"> * GFC-8270H : 0.01Hz ~ 2.7GHz Frequency Range * GFC-8131H : 0.01Hz ~ 1.3GHz Frequency Range * 10mV rms High Sensitivity * 100nHz Resolution for 1Hz * Frequency and Period Measurement * High Resolution at Both High and Low Frequency * Variable Trigger Level Control 	<ul style="list-style-type: none"> * 1Hz ~ 120MHz Frequency Range * 8 Digit Display (0.3" LED) * 15mVrms High Sensitivity * 5PPM High Stability Time Base * Frequency and Period Measurement * Low Pass Filter Function * Over-Flow Indicator

Precision LCR Meter Precision LCR Meter Automatic Distortion Meter

 <p>LCR-8000G Series</p>	 <p>LCR-6000 Series</p>	 <p>GAD-201G</p>
<ul style="list-style-type: none"> * Wide Test Frequency 20Hz~10/5/1MHz * 0.1% Basic Accuracy & 6 Digit Measurement Resolution * Large LCD Display with Intuitive User Interface * Full Measuring Functions with DUT V/I Monitor * PASS/FAIL Function with Judgment Alarm * DC Resistance Measurement * Multi Step Mode * Graph Mode * Standard RS-232C/GPIB Interface * Optional DC Bias box (frequency up to 2MHz max.) 	<ul style="list-style-type: none"> * 3.5" Color LCD, 5 Models (10Hz~2/20/100/200/300kHz) * Consecutive Test Frequency & Basic Accuracy : 0.05% * Measuring Speed up to 25ms(Max.) * Full Frequency Range or Spot OPEN/SHORT * 16 Major/Secondary Parameter Measurement Combinations and Two Additional Monitoring Parameters(Maximum Four Different Parameters Can be Shown Simultaneously) * DCR Measurement and Internal D.C. Bias Voltage(±2.5V) * PASS/FAIL Judgment, Auto Level Control(ALC) Function * BIN Function Provides 9BIN and 1AUX, Totally 10 BIN * 10 Steps Listed Tests to Select Different Frequency, Voltage and Current Criteria * Standard Interface : RS-232C, Handler and USB Storage 	<ul style="list-style-type: none"> * Automatic Level & Distortion Measurements * Auto or Hold Function Can Be Selectable * 0.1% ~ 100% in 7 Distortion Measuring Ranges * 20Hz ~ 20kHz in 3 Continuous Ranges * 400Hz, 1kHz, 10kHz 3 Spot Frequency * 1mVrms ~ 300Vrms in 12 ACV Measuring Ranges

 <p>GVT-427B (2 CH)</p>	 <p>GVT-417B (1 CH)</p>	 <p>LCR-916/915/914 (100kHz/10kHz/1kHz)</p>
<ul style="list-style-type: none"> * 300 μV Full Scale Sensitivity * Measures Frequency From 10Hz ~ 1MHz * Measures From -70dB ~ +40dB in 12 Ranges * Dual Channel 	<ul style="list-style-type: none"> * 300 μV Full Scale Sensitivity * Measures Frequency From 10Hz ~ 1MHz * Measures From -70dB ~ +40dB in 12 Ranges 	<ul style="list-style-type: none"> * 20,000/2,000 Counts Dual Display * Test Frequency:100/120Hz/1kHz/10kHz/100kHz Depend on Model * Auto LCR Mode for DUT Measuring * 0.2% Basic Accuracy * Auto Range, Auto Backlit * Measurement Parameters : L, C, R(AC/DC), D, Q, ESR, θ * Parallel/Series Testing Mode * Low Battery Indication * Sorting Mode for Quality Control * Auto Power Off * 2Wire or 5Wire Measurement Available * Data Hold and Zero Mode Supported * Max and Min Mode Supported(LCR-916) * Data Collection or DC Power Operation(Optional for LCR-915)

LCR Meter Fixtures				
 <p>LCR-05 Patent:185538</p>	 <p>LCR-06B</p>	 <p>LCR-07</p>	 <p>LCR-08 Patent:188540</p>	 <p>LCR-12</p>
<p>Description : Test fixture for measuring axial and radial lead components Frequency : DC to 1MHz Max. Voltage : +/- 35V</p>	<p>Description : Kelvin clip test lead Frequency : DC to 1MHz Max. Voltage : +/- 45V</p>	<p>Description : Test leads for conventional component measurement. Frequency : DC to 1MHz Max. Voltage : +/- 35V</p>	<p>Description : SMD/chip tweezers Frequency : DC to 1MHz Max. Voltage : +/- 35V</p>	<p>Description : Kelvin clip test lead Frequency : DC to 10MHz Max. Voltage : +/- 35V Approx. 0.6m</p>
 <p>LCR-15</p>	 <p>LCR-16</p>	 <p>LCR-17</p>	 <p>DC BIAS BOX</p>	
<p>Description : SMD/chip test fixture Frequency : DC to 10MHz Max. Voltage : +/- 45V Application size : 0201 to 1812</p>	<p>Description : External DC Bias Voltage Box Frequency : 40Hz to 1MHz Max. Voltage : +/- 45V</p>	<p>Description : External DC Bias Current Box Frequency : 40Hz to 1MHz Max. Current : +/- 2.5A</p>	<p>Description : External DC Bias box Frequency : DC to 2MHz Max. Voltage : +/- 200V</p>	