
Impedance Measurements of Magnetic Heads using Constant Current in Production and Quality Control Departments

Application Note 369-3

HP 4284A Precision LCR Meter

Introduction

Measuring the impedance of a magnetic head is a valuable technique for checking its quality. This type of measurement involves the following difficulties and demands.

- It must be possible to conduct constant current measurements at a number of frequency points, not only in the development department, but also in the production and quality control departments as well. It should also be easy to change from one set of measurement conditions to another when testing different devices.
- The additional errors caused by test fixtures, measurement cables, and the like prevent reliable measurements. These types of errors must be minimized.
- Discrepancies between measurement values of different channels when a scanner is used must be able to be compensated for.

Conventional instruments cannot meet these demands.

Solutions Offered by the HP 4284A

1. Easy Constant Current Measurements

The ALC¹ function allows easy constant current measurements within a range of 100 μ A to 100 mA² even when measurement conditions such as the measurement frequency are modified. Since the current of the measured signal need not be monitored to perform adjustments as is the case with conventional instruments, constant-current measurements are quick and efficient.

2. GO/NO-GO Testing of Several Frequency Points

The List Sweep function³ allows sweeping of any of 10 frequencies. Since it is possible to limit the measurement value per frequency, GO/NO-GO testing of constant current measurements can easily be performed at several frequencies.

3. A Memory Card Allows for Easy Setups

A maximum of ten instrument settings for measurement conditions can be recorded on a single memory card. By preparing measurement conditions for different samples it is easy to go from one type of measurement to another without making mistakes.

4. A Powerful Error Compensation Function Reduces the Additional Errors Caused by Test Fixtures, and Measurement Cables

This function minimizes the influence of test fixtures on the test results.

5. Multi-Channel Compensation Minimizes Discrepancies Between Scanner Channels

The use of a scanner interface⁴ compensates for channel discrepancies for up to a maximum of 128 channels. This function prevents discrepancies in measurement values between different channels, and ensures stable measurements.

Measurement Example

As seen in Figure 1 the setup menus on the large LCD screen of the HP 4284A facilitates set up operations. The frequency of the List Sweep function and limit value settings can also be performed with the use of menus. Figure 2 shows an example of a constant current L - D measurement, and Figure 3 shows a List Sweep and a GO/NO-GO test result using limit values.

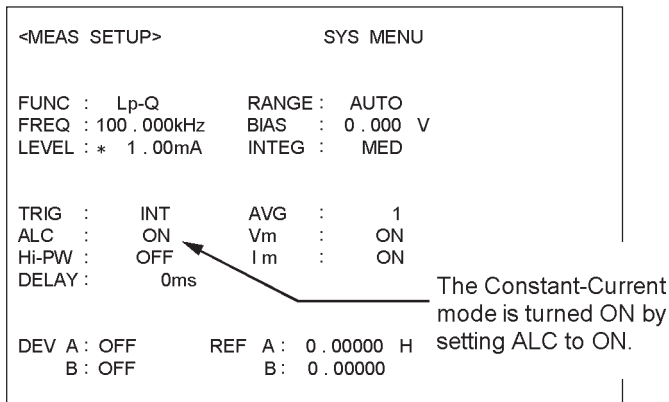


Figure 1. Setup Menu

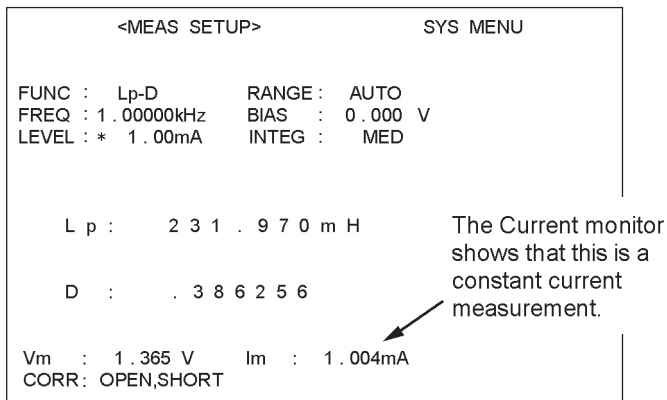


Figure 2. Constant Current L - D Measurement Example

Using a Scanner Interface

A conceptual drawing of the connection of a scanner using the scanner interface is shown below.

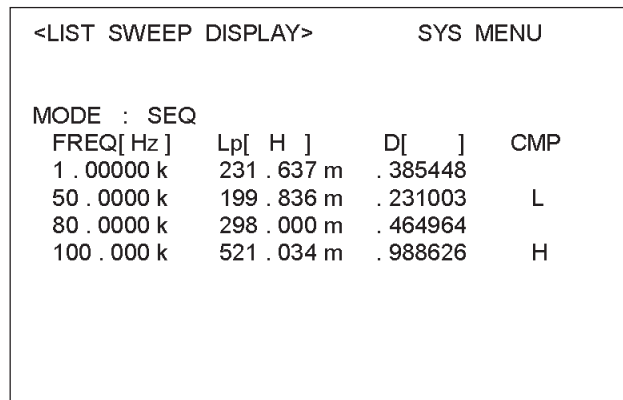
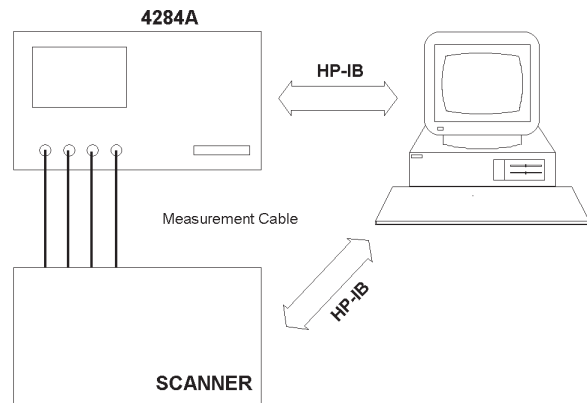


Figure 3. GO/NO-GO Test Measurement Example Using List Sweep

Conclusion

The HP 4284A Precision LCR Meter enables easy constant current measurements not possible with conventional LCR meters. The powerful error compensation function (OPEN/SHORT/LOAD compensation, multi-channel compensation), point sweep of desired frequency (List Sweep), and other functions greatly contribute to increasing the efficiency and reliability of impedance measurements of magnetic heads during manufacture, and in quality control departments.

- ¹ Automatic Level Control
- ² When Option 001 is used
- ³ The List Sweep function enables performing constant-current measurements by means of sweeping the desired frequencies simultaneously with GO/NO-GO tests of limited values.
- ⁴ Option 301

For more information about Hewlett-Packard test & measurement products, applications, services, and for a current sales office listing, visit our web site, <http://www.hp.com/go/tmdir>. You can also contact one of the following centers and ask for a test and measurement sales representative.

United States:

Hewlett-Packard Company
Test and Measurement Call Center
P.O. Box 4026
Englewood, CO 80155-4026
1 800 452 4844

Canada:

Hewlett-Packard Canada Ltd.
5150 Spectrum Way
Mississauga, Ontario
L4W 5G1
(905) 206 4725

Europe:

Hewlett-Packard
European Marketing Centre
P.O. Box 999
1180 AZ Amstelveen
The Netherlands
(31 20) 547 9900

Japan:

Hewlett-Packard Japan Ltd.
Measurement Assistance Center
9-1, Takakura-Cho, Hachioji-Shi,
Tokyo 192, Japan
Tel: (81) 426 56 7832
Fax: (81) 426 56 7840

Latin America:

Hewlett-Packard
Latin American Region Headquarters
5200 Blue Lagoon Drive
9th Floor
Miami, Florida 33126
U.S.A.
Tel: (305) 267-4245
(305) 267-4220
Fax: (305) 267-4288

Australia/New Zealand:

Hewlett-Packard Australia Ltd.
31-41 Joseph Street
Blackburn, Victoria 3130
Australia
Tel: 1 800 629 485 (Australia)
0800 738 378 (New Zealand)
Fax: (61 3) 9210 5489

Asia Pacific:

Hewlett-Packard Asia Pacific Ltd.
17-21/F Shell Tower, Times Square,
1 Matheson Street, Causeway Bay,
Hong Kong
Tel: (852) 2599 7777
Fax: (852) 2506 9285