

Keysight Technologies

11930A/B Power Limiters

Technical Overview



Introduction

dc to 6 GHz, 5 MHz to 6 GHz

- high power protection
- exceptional return loss

Increased power protection

The Keysight Technologies, Inc. 11930A/B limiters provide input protection for a variety of RF and microwave instrumentation. For example, the input circuits of network analyzers may be protected for inputs up to 6 watts peak or 3 watts average power using the 11930A. The 11930B provides the same protection to spectrum analyzers and sources. At even greater power levels, failure mode for the limiter is either an open circuit or a short circuit to ground, thereby protecting the instrument from damage.

Excellent accuracy

The 11930A is furnished with an APC-7 connector and the 11930B has a type-N connector. These limiters offer low insertion loss and linear operation at low input levels while providing protection against transients or short duration overloads. In Figure 1, typical data for output power versus input power is shown for the 11930A/B. Figures 2 and 3 illustrate typical insertion loss and return loss.

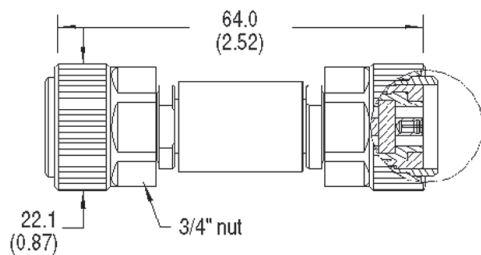
Specifications

Specifications describe the instrument's warranted performance over the temperature range 0 to 55 °C (except where noted). Supplemental Characteristics are intended to provide information useful in applying the instrument by giving typical but nonwarranted performance parameters. These are denoted as "typical," "nominal," or "approximate."

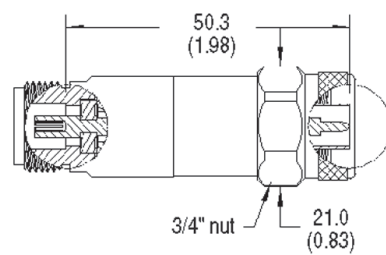
Power limiters	11930A	11930B
Frequency range	DC to 6 GHz	5 MHz to 6.5 GHz ¹
Frequency response		
Insertion loss	1.0 dB dc to 3 GHz 1.5 dB 3 to 6 GHz	1.0 dB 16 MHz to 3 GHz ² 1.5 dB 3 to 6.5 GHz
Return loss	22 dB 0.030 MHz to 3 GHz 20 dB 3 to 6 GHz	21 dB 16 MHz to 3 GHz ² 17 dB 3 to 6.5 GHz
Impedance	50 Ω nominal	50 Ω nominal
Maximum DC current	350 mA	N/A
Maximum input power levels		
Continuous	3 watts	3 watts
Pulse	6 watts	6 watts
Pulse width	30 ms	30 ms
Duty cycle	10%	10%
Limiting threshold	30 dBm typical	30 dBm typical
Maximum DC volt	30 V	30 V

Mechanical information

	11930A	11930B
Dimensions mm (inches) ³	64 (2.52)	50.3 (1.98)
Input/output connector	APC-7	Type-N
Net weight kg (lb) 0.40 (0.18)	0.40 (0.18)	0.53 (0.24)



11930A



11930B

- Note: Dimensions are in millimeters (inches).
- 6–6.5 GHz typical
- 5–16 MHz insertion and return loss limited by internal 1500 pfarads blocking cap
- length between mating surfaces of outer conductors

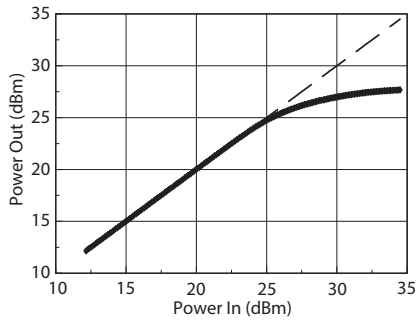


Figure 1. 11930A/B typical output power versus input power

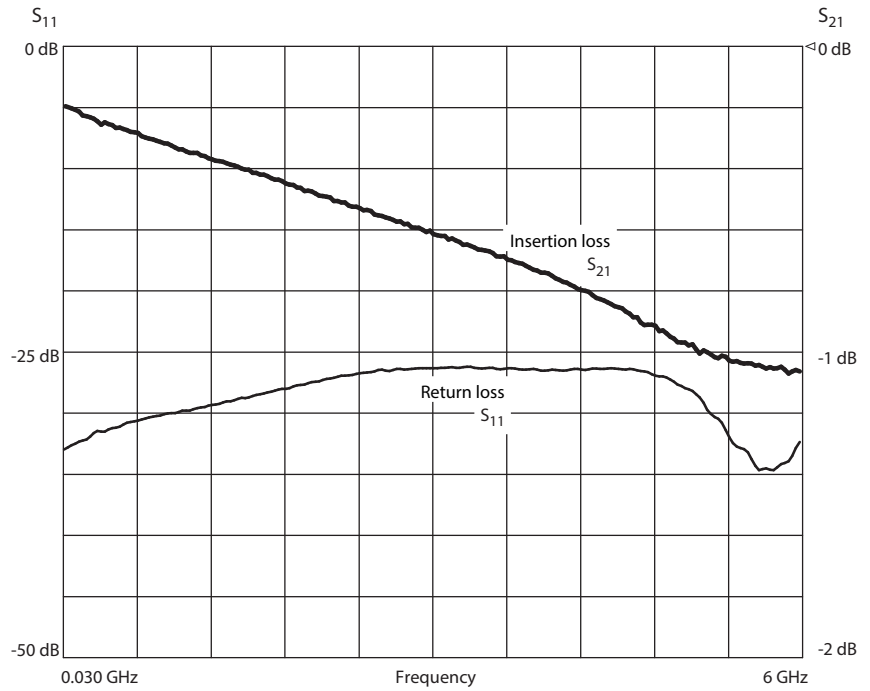


Figure 2. 11930A typical insertion and return loss versus frequency

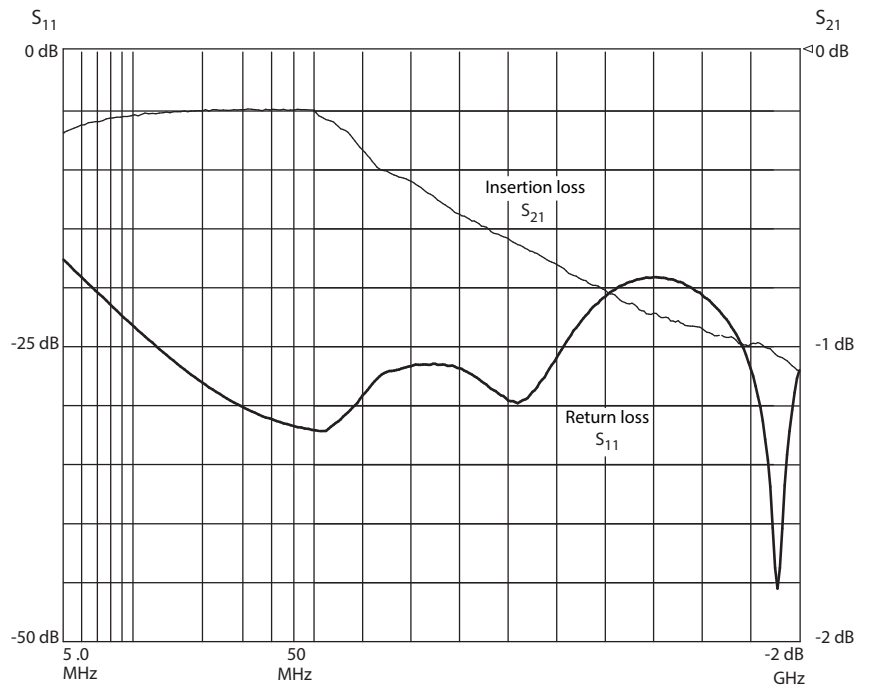


Figure 3. 11930B typical insertion and return loss versus frequency

myKeysight

myKeysight

www.keysight.com/find/mykeysight

A personalized view into the information most relevant to you.



www.axiestandard.org

AdvancedTCA® Extensions for Instrumentation and Test (AXIe) is an open standard that extends the AdvancedTCA for general purpose and semiconductor test. Keysight is a founding member of the AXIe consortium. ATCA®, AdvancedTCA®, and the ATCA logo are registered US trademarks of the PCI Industrial Computer Manufacturers Group.



www.lxistandard.org

LAN eXtensions for Instruments puts the power of Ethernet and the Web inside your test systems. Keysight is a founding member of the LXI consortium.



www.pxisa.org

PCI eXtensions for Instrumentation (PXI) modular instrumentation delivers a rugged, PC-based high-performance measurement and automation system.



Three-Year Warranty

www.keysight.com/find/ThreeYearWarranty

Keysight's commitment to superior product quality and lower total cost of ownership. The only test and measurement company with three-year warranty standard on all instruments, worldwide.



Keysight Assurance Plans

www.keysight.com/find/AssurancePlans

Up to five years of protection and no budgetary surprises to ensure your instruments are operating to specification so you can rely on accurate measurements.



www.keysight.com/go/quality

Keysight Technologies, Inc.
DEKRA Certified ISO 9001:2008
Quality Management System

Keysight Channel Partners

www.keysight.com/find/channelpartners

Get the best of both worlds: Keysight's measurement expertise and product breadth, combined with channel partner convenience.

www.keysight.com/find/mta

For more information on Keysight Technologies' products, applications or services, please contact your local Keysight office. The complete list is available at: www.keysight.com/find/contactus

Americas

Canada	(877) 894 4414
Brazil	55 11 3351 7010
Mexico	001 800 254 2440
United States	(800) 829 4444

Asia Pacific

Australia	1 800 629 485
China	800 810 0189
Hong Kong	800 938 693
India	1 800 112 929
Japan	0120 (421) 345
Korea	080 769 0800
Malaysia	1 800 888 848
Singapore	1 800 375 8100
Taiwan	0800 047 866
Other AP Countries	(65) 6375 8100

Europe & Middle East

Austria	0800 001122
Belgium	0800 58580
Finland	0800 523252
France	0805 980333
Germany	0800 6270999
Ireland	1800 832700
Israel	1 809 343051
Italy	800 599100
Luxembourg	+32 800 58580
Netherlands	0800 0233200
Russia	8800 5009286
Spain	800 000154
Sweden	0200 882255
Switzerland	0800 805353
	Opt. 1 (DE)
	Opt. 2 (FR)
	Opt. 3 (IT)
United Kingdom	0800 0260637

For other unlisted countries:
www.keysight.com/find/contactus
(BP-09-23-14)

