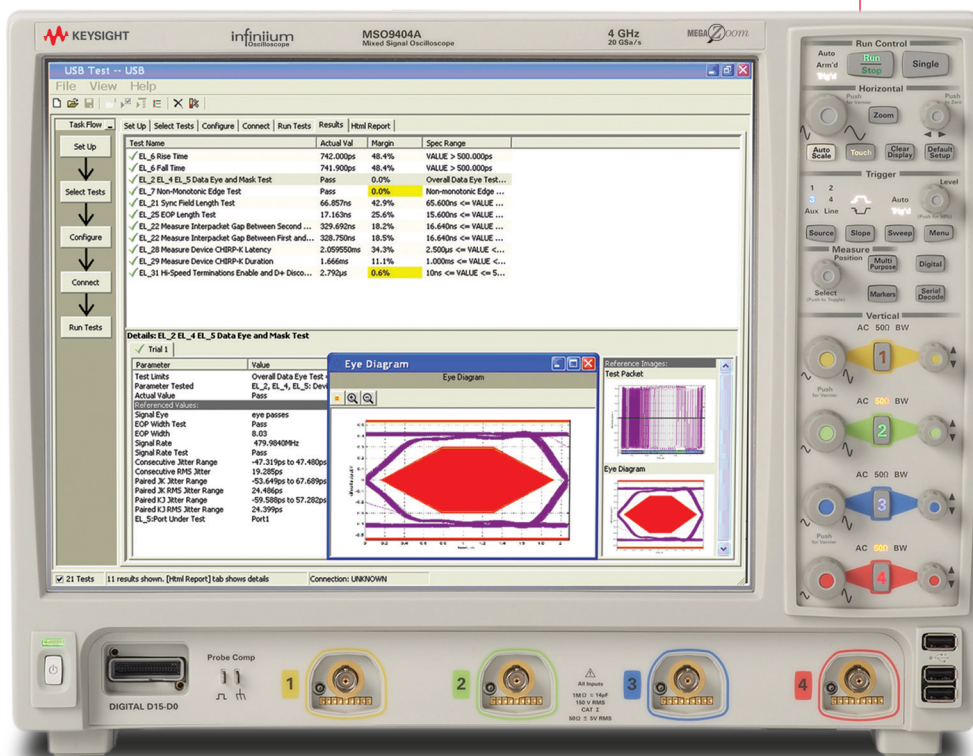


Keysight Technologies

N5416A and N5417A USB Compliance Test Software for Infiniium Oscilloscopes

Data Sheet



Easily verify USB electrical parameters

The N5416A USB compliance test software for Infiniium oscilloscopes gives you a fast and reliable way to verify USB electrical specification compliance for your USB 2.0 devices, hosts and hubs. The software executes the official USB-IF MATLAB scripts with MATLAB's runtime engine embedded in the oscilloscope.

- Easy-to-use interface for fast setup, configuration and automated test
- Recognized by the USB-IF for USB compliance testing
- Additional features: support for USB OTG (on-the-go) and multi-trial testing
- USB-IF MATLAB script execution inside the Infiniium oscilloscope
- Award-winning Infiniium ease of use
- Test fixtures for USB 1.1 (low- and full-speed), USB 2.0 (high-speed) and USB OTG compliance

With USB compliance test software, you can take the Infiniium oscilloscope you use for everyday debugging and use it to verify USB electrical parameters with the same testing scripts the USB-IF created for official compliance testing at designated workshops. The USB compliance test software has a new setup wizard that allows you to quickly and easily test all facets of electrical compliance of your device, host or hub. The setup wizard menu structure of the N5416A USB test option provides a level of simplicity not found with other vendors multi-tiered menu structures for executing tests and documenting results.

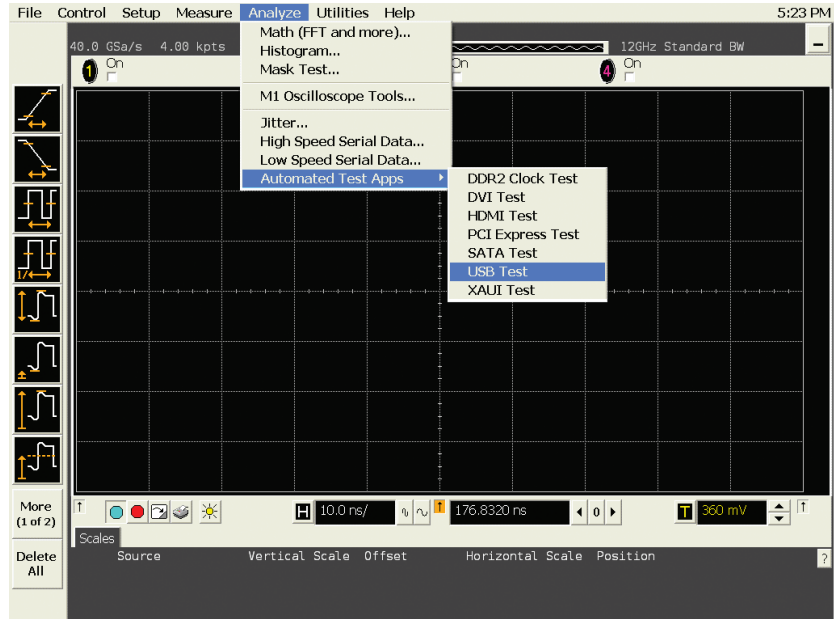


Figure 1. The Infiniium USB compliance tests are incorporated directly into the oscilloscope's menu structure as a submenu under the Analyze menu

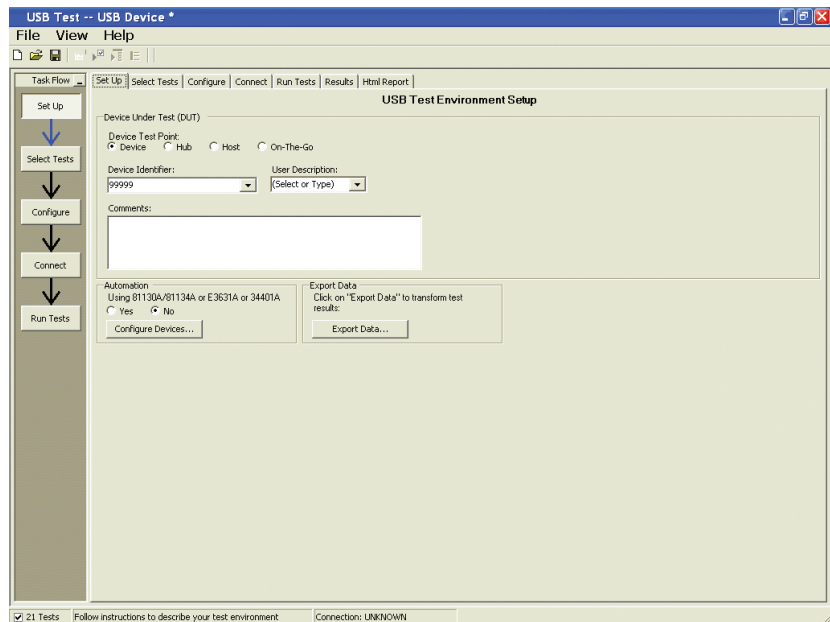


Figure 2. You can configure and launch the Infiniium USB compliance tests through a single window

Easily verify USB electrical parameters

Low-, full- and high-speed tests require compliance with signal quality, inrush current, droop, drop, and backdrive voltage tests. Hi-speed USB requires compliance with an additional suite of tests. These tests are provided by the USB compliance test software, along with USB OTG (on-the-go) test capability (with the automated USB OTG electrical test fixture). Tests can be executed directly from the scope interface under the Analyze menu.

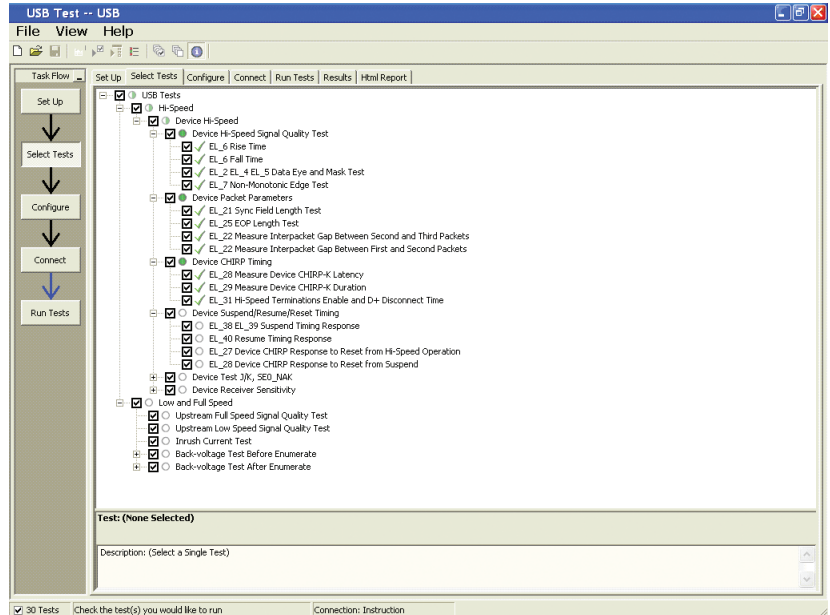


Figure 3. You can select individual tests or the entire list of compliance tests from a single window page

Benefits

In the past, pre-compliance testing in a lab environment involved capturing data with an oscilloscope, transferring it to a PC and post-processing it with a software program. Keysight Technologies, Inc. has simplified the process by installing a run-time version of MATLAB software in the scope and integrating the USB test option into the Infiniium oscilloscope's menu structure.

Once the test is executed, the test results appear on the Infiniium display in an HTML-formatted window.

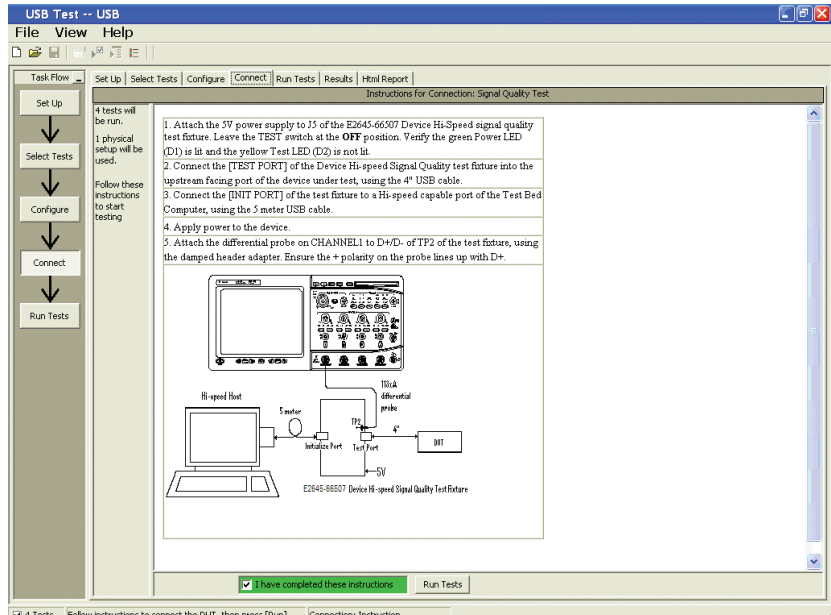


Figure 4. Test instructions and diagrams are included to help you configure your equipment

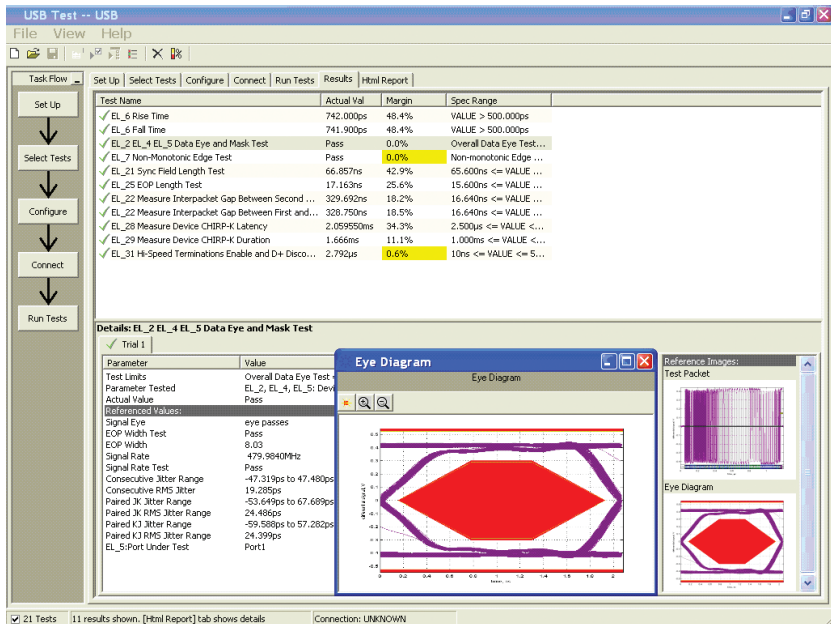


Figure 5. Infiniium scopes automatically display test results in an html window immediately after test execution

Benefits

Each test also automatically saves the PNG, HTML, and TSV files required by the USB-IF. The higher data rates associated with hi-speed USB 2.0 demand a measurement system that will not interfere with your device/host/hub operation by loading the system. The award-winning InfiniiMax probing system, which is compatible with Infiniium oscilloscopes, provides unmatched signal fidelity – ensuring your measurement system does not load the signals under test – so it does not compromise the specification margins for passing the electrical signal quality tests. The InfiniiMax probing system has been approved by the USB-IF for compliance testing. The set of six high-speed test fixtures are highly manageable in a test environment due to their small size. The six fixtures allow you the flexibility to run different tests concurrently when you have more than one host, hub, or device to verify for compliance. The OTG fixture available is the only automated OTG test fixture for USB OTG compliance testing.

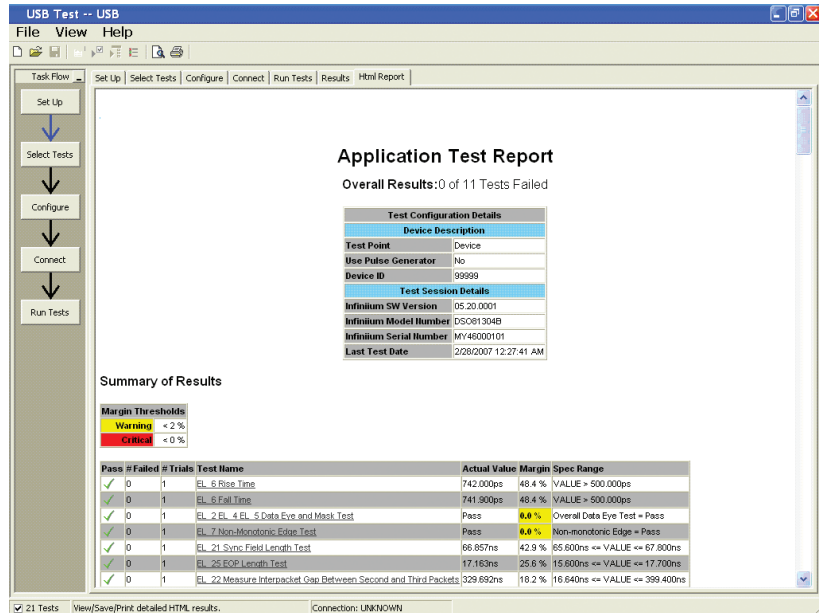


Figure 6. The results are stored in a printable HTML report

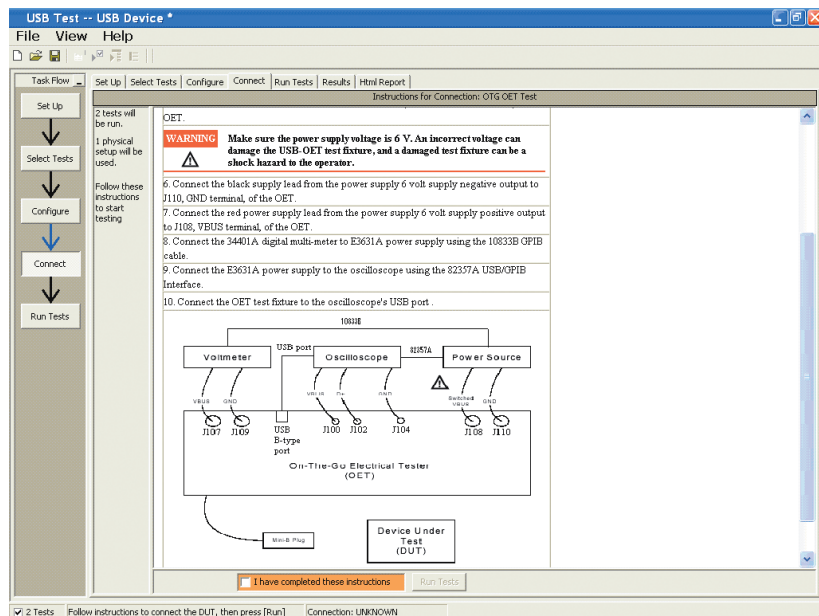


Figure 7. USB OTG test instructions

Extensibility

You may add additional custom tests or steps to your application using the N5467A User-Defined Application (UDA) development tool (www.keysight.com/find/uda). Use UDA to develop functional “Add-Ins” that you can plug into your application.

Add-ins may be designed as:

- Complete custom tests (with configuration variables and connection prompts)
- Any custom steps such as pre or post processing scripts, external instrument control and your own device control

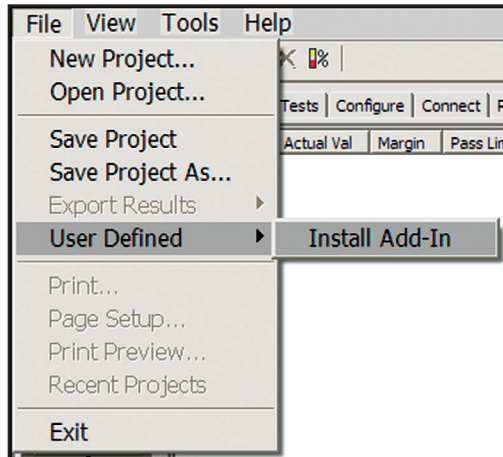


Figure 8. Importing a UDA Add-In into your test application

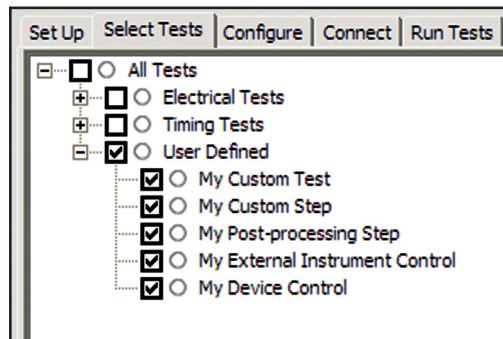


Figure 9. UDA Add-In tests and utilities in your test application

Automation

You can completely automate execution of your application's tests and Add-Ins from a separate PC using the included N5452A Remote Interface feature (download free toolkit from www.keysight.com/find/scope-apps-sw). You can even create and execute automation scripts right inside the application using a convenient built-in client.

The commands required for each task may be created using a command wizard or from "remote hints" accessible throughout the user interface. Using automation, you can accelerate complex testing scenarios and even automate manual tasks such as:

- Opening projects, executing tests and saving results
- Executing tests repeatedly while changing configurations
- Sending commands to external instruments
- Executing tests out of order

Combine the power of built-in automation and extensibility to transform your application into a complete test suite executive:

- Interact with your device controller to place it into desired states or test modes before test execution.
- Configure additional instruments used in your test suite such as a pattern generator and probe switch matrix.
- Export data generated by your tests and post-process it using your favorite environment, such as MATLAB, Python, LabVIEW, C, C++, Visual Basic etc.
- Sequence or repeat the tests and "Add-In" custom steps execution in any order for complete test coverage of the test plan.

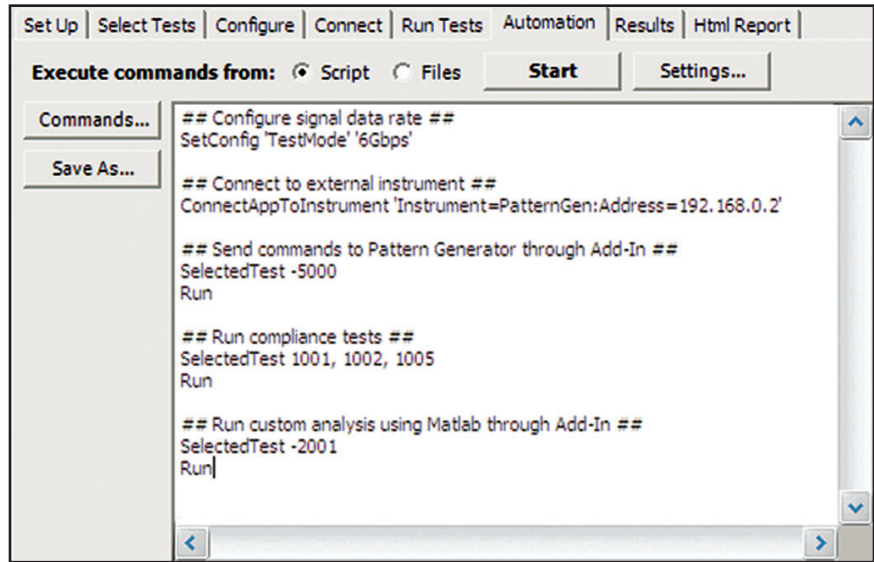


Figure 10. Remote programming script in the Automation tab

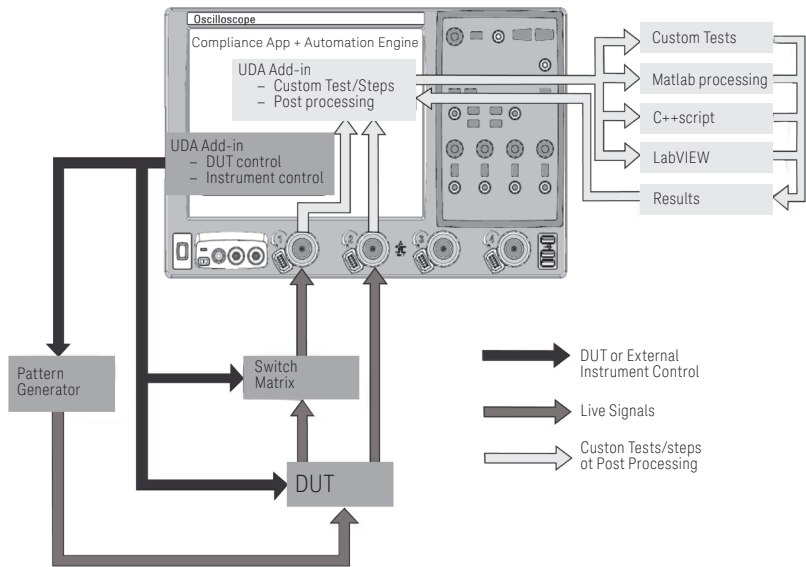


Figure 11. Combine the power of built-in automation and extensibility to transform your application into a complete test suite executive

Recommended Test Equipment

The N5416A USB test option requires an Infiniium 4-channel or 4+16 channel oscilloscope. To run hi-speed USB compliance tests, you will need E2649A/E2649B fixtures. For low/full-speed tests, you will need a E2646B SQuIDD test fixture. For USB OTG tests, in addition to the Infiniium oscilloscope, you will need an N5417A USB OTG test fixture and an E3631A power supply and 34401A digital multimeter.

No fixtures are supplied with the N5416A software. One SQuIDD test fixture must be ordered separately as part number E2646B (for low- and full-speed testing). A set of six high-speed test fixtures for signal quality, receiver sensitivity, TDR, and host disconnect must be ordered separately as part number E2649B. For USB OTG (on-the-go) test, USB OTG electrical fixture must be ordered separately as part number N5417A.

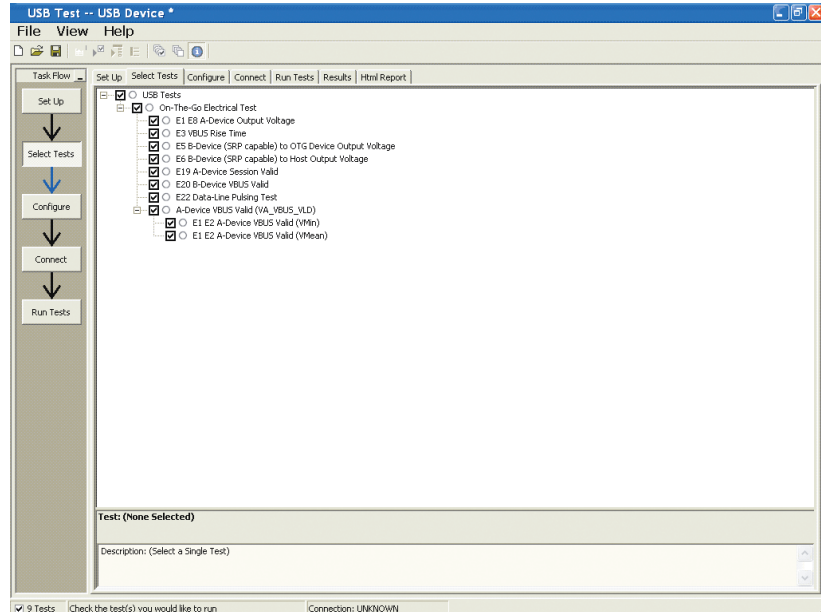


Figure 12. USB OTG test selections




Figure 13. E2649B test fixture

Recommended Test Equipment (continued)

Recommended high-speed test equipment¹

Infiniium Series oscilloscope (recommended bandwidth: 2 GHz or higher)

Model or part number	Description	Quantity
N5416A	USB 2.0 low-/full-/high-speed test option for Infiniium oscilloscopes ²	1
E2649B	Hi-speed USB 2.0 test fixture set consists of: E2649-66401 Device TDR/signal quality test fixture E2649-66402 Host TDR/signal quality test fixture E2649-66403 Device receiver sensitivity fixture E2649-66404 Host disconnect test fixture E2649-66405 Droop and drop test fixture	1
1131A/32A/34A	InfiniiMax probe amplifier (qty 2 required for hub testing)	1
N5442A	InfiniiMax III 3.5mm to precision BNC adapter (required for the 90000 X-Series)	3
E2678A	Differential socketed probe head for InfiniiMax probe amplifiers (qty 2 required for hub testing)	1
Digital signal generator ³	81130A Pulse data generator with options: 11-MB SRAM memory card (UFJ) 81132A 660-MHz option 8493C 006 6-dB attenuator Male SMA cable	1 2 2 2
	Or 81134A pulse generator 15433B 500 ps transition time converter (for use with the 81134A) Male SMA cable	2 2
82357B*	USB-to-GPIB interface converter	1
TDR ⁴	86100A/B/C 54754A Male SMA cable	1 1 2
34401A	Digital multimeter	1
Hi-speed USB	Hardware configuration: 815EEA2 motherboard, Pentium III 700 MHz	1
Test bed computer	256 MB RAM, 40-GB HD, CD (CD-RW), FD, IOGear (or ATEN) USB 2.0 PCI card (5-port) Software configuration: Windows XP	
USB cable	1.5-meter cable ⁵ 1-meter cable	1 1
USB-IF tool on host system	HS electrical test tool available from www.usb.org (USBHSET.exe)	1

1. High-speed devices must support the full-speed mode. Consult the "Recommended low/full-speed test equipment" table for the required test equipment.
2. Option 8, enhanced bandwidth, is recommended for the 54855A. Option 5, noise reduction, is recommended for the 80000, 90000 and 90000 X-Series oscilloscopes.
3. A digital signal generator is required when testing receiver sensitivity for devices/hubs. *82357A (USB1.1) is obsolete and replaced by 82357B (USB 2.0)
4. The TDR test was deleted from the Hi-speed Test Procedure (Rev. 1.0), but it is still recommended during development.
5. [Not available from Keysight. Refer to www.usb.org for lists of qualified vendors.

(Note that four damped adapters are included with the E2649A)
(The damped adapter part number is 01130-63201)

Recommended Test Equipment (continued)

Recommended low-/full-speed test equipment¹

With Keysight Infiniium Series or 54830B/D, 54832A/D oscilloscopes

Model or part number	Description	Quantity
N5416A	USB 2.0 low-/full-/high-speed test option for Infiniium oscilloscopes	1
E2646B	One SQuIDD (signal quality inrush, drop/droop) test fixture for low-/full-speed USB 2.0 testing	1
1165A	Miniature passive probe for the 5483x Series oscilloscopes	3
N2873A	Passive probe for the 9000 Series oscilloscopes	3
E2697A	High-impedance adapter with one 10073C passive probe (for the 90000A Series oscilloscopes)	3
10075A	Clip adapter (for each E2697A)	3
8710-2063	Dual lead adapters	3
1147B	50-MHz current probe (for 8000, 54831B/D or 32B/D only)	1
N2782A and N2779A*	50-MHz 30 A current probe and 3-channel power supply	1
USB host system	Refer to http://compliance.usb.org/Interoperability	1
USB cable	5-meter cable	6
	1-meter cable	1
USB-IF tool on	HS electrical test tool available from www.usb.org (USBHSET.exe)	1

*N2774A and N2775A are obsolete and replaced with N2779A and N2782A.

USB OTG recommended test equipment

Using Keysight Infiniium Series or 54830B/D, 54832A/D

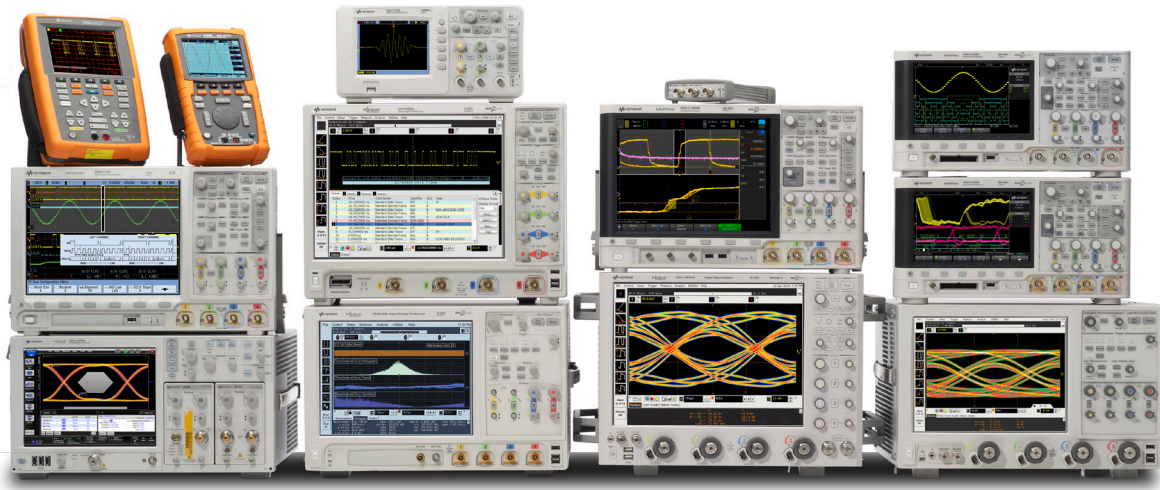
Model or part number	Description	Quantity
N5417A	USB OTG (on-the-go) electrical test fixture	1
N2873A	Passive probe for the 9000 Series oscilloscopes	2
E2697A	High-impedance adapter with one 10073C passive probe (for the 90000A Series oscilloscopes)	2
E3631	Power supply unit	1
34401	Digital multimeter (DMM)	1
82357B*	USB/GPIB interface cable	1
10833A	GPIB cable	1

*82357A is obsolete and replaced by 82357B

Ordering Information

Infiniium oscilloscope	Operating system	Software revision	USB test option	Tests
90000A Series		02.10 or higher	N5416A or opt. 29 on new scope purchases	Low-/full-/high-speed
9000 Series		02.00 or higher	N5416A or opt. 29 on new scope purchases	Low-/full-/high-speed
9000 H-Series	Windows 7	04.20 or higher	N5416A or opt. 29 on new scope purchases	Low-/full-/high-speed
90000 X-Series	Windows XP Pro	03.00 or higher	N5416A or opt. 29 on new scope purchases	Low-/full-/high-speed

Note that free upgrade media for Infiniium oscilloscopes is available for order online at http://www.keysight.com/find/infiniium_software.



Keysight Oscilloscopes

Multiple form factors from 20 MHz to > 90 GHz | Industry leading specs | Powerful applications

myKeysight

myKeysight

www.keysight.com/find/mykeysight

A personalized view into the information most relevant to you.



www.axiestandard.org

AdvancedTCA® Extensions for Instrumentation and Test (AXIe) is an open standard that extends the AdvancedTCA for general purpose and semiconductor test. Keysight is a founding member of the AXIe consortium. ATCA®, AdvancedTCA®, and the ATCA logo are registered US trademarks of the PCI Industrial Computer Manufacturers Group.



www.lxistandard.org

LAN eXtensions for Instruments puts the power of Ethernet and the Web inside your test systems. Keysight is a founding member of the LXI consortium.



www.pxisa.org

PCI eXtensions for Instrumentation (PXI) modular instrumentation delivers a rugged, PC-based high-performance measurement and automation system.



Three-Year Warranty

www.keysight.com/find/ThreeYearWarranty

Keysight's commitment to superior product quality and lower total cost of ownership. The only test and measurement company with three-year warranty standard on all instruments, worldwide.



Keysight Assurance Plans

www.keysight.com/find/AssurancePlans

Up to five years of protection and no budgetary surprises to ensure your instruments are operating to specification so you can rely on accurate measurements.



www.keysight.com/quality

Keysight Technologies, Inc.
DEKRA Certified ISO 9001:2008
Quality Management System

Keysight Channel Partners

www.keysight.com/find/channelpartners

Get the best of both worlds: Keysight's measurement expertise and product breadth, combined with channel partner convenience.

For more information on Keysight Technologies' products, applications or services, please contact your local Keysight office. The complete list is available at: www.keysight.com/find/contactus

Americas

Canada	(877) 894 4414
Brazil	55 11 3351 7010
Mexico	001 800 254 2440
United States	(800) 829 4444

Asia Pacific

Australia	1 800 629 485
China	800 810 0189
Hong Kong	800 938 693
India	1 800 112 929
Japan	0120 (421) 345
Korea	080 769 0800
Malaysia	1 800 888 848
Singapore	1 800 375 8100
Taiwan	0800 047 866
Other AP Countries	(65) 6375 8100

Europe & Middle East

Austria	0800 001122
Belgium	0800 58580
Finland	0800 523252
France	0805 980333
Germany	0800 6270999
Ireland	1800 832700
Israel	1 809 343051
Italy	800 599100
Luxembourg	+32 800 58580
Netherlands	0800 0233200
Russia	8800 5009286
Spain	0800 000154
Sweden	0200 882255
Switzerland	0800 805353
	Opt. 1 (DE)
	Opt. 2 (FR)
	Opt. 3 (IT)
United Kingdom	0800 0260637

For other unlisted countries:
www.keysight.com/find/contactus
(BP-07-10-14)

