


Keysight Technologies

N4967A Serial BERT System 44 Gb/s 40G BER test system

Data Sheet



Complete cost effective solution for 40, 28, and 25 Gb/s device characterization and production testing

Key features

- Operates at data rates from 22 to 44 Gb/s with external clock
- Built-in clock for operation at 40 Gb/s
- True PRBS pattern generation at full data rate
- Supports differential or single ended inputs and outputs
- Remote control through USB or GPIB
- Compact size

Modular system architecture

The N4967A serial BERT system 44 Gb/s is formed from three main components:

- N4974A PRBS Generator 44 Gb/s
Provides a true PRBS pattern at full data rate to stimulate the device under test.
- N4968A clock and data demultiplexer 44 Gb/s
De-multiplexes the full rate output data stream from the device under test into 4x sub-rate data streams. Also divides the high speed clock to provide a selection of lower speed clock outputs.
- N4965A multi-channel BERT 12.5 Gb/s
Measures the bit error rate of the 4x de-multiplexed data streams and provides clock control for the clock and data demultiplexer 44Gb/s.

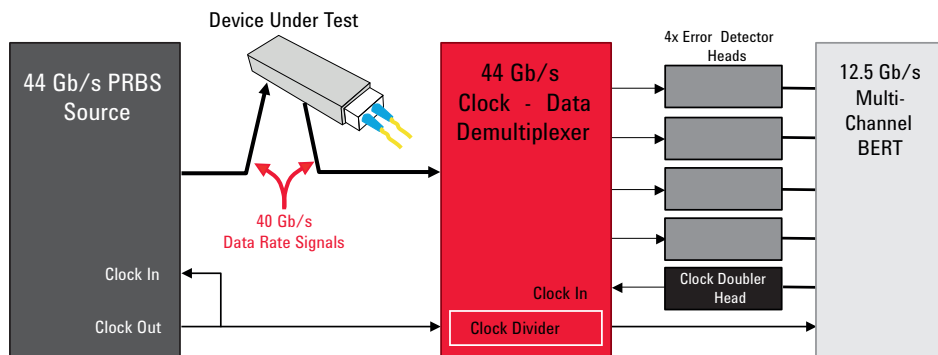


Figure 1. Typical test setup at 40Gb/s using internal clock.

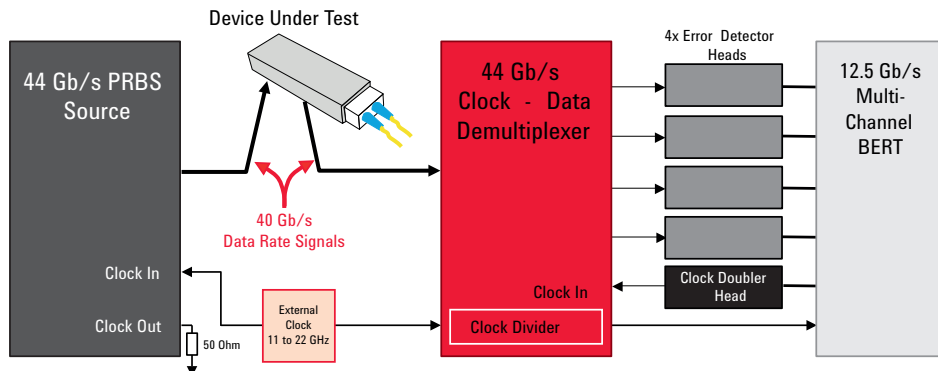


Figure 2. Typical test setup using external clock for 22 to 44 Gb/s operation.

System configuration

The N4974A PRBS generator 44 Gb/s source can produce PRBS 7, 15, or 31 patterns, providing flexible trade-off between test duration and pattern dependent stress level. An internal low jitter clock source provides operation at 39.8 Gb/s. Alternatively the generator can be clocked from an external source for operation at any rate between 22 and 44 Gb/s (half-rate clock required).

Data outputs are differential, and can be used in single-ended applications by terminating the unused output with a 50 ohm load. The PRBS source also provides pattern trigger and clock outputs, which can be used to trigger a sampling oscilloscope to view the bit stream or a classic eye diagram.



Figure 3. N4974A

The N4968A clock and data demultiplexer 44 Gb/s can accept differential or single ended input signals, and has 4x data outputs at 1/4 of the bit rate. Also included in the N4968A clock and data demultiplexer 44 Gb/s are separate clock dividers which can be used to provide the correct divided-clock rate for the BERTs measuring the data outputs.

Electronic control of the high speed clock phase shifter allows for automatic clock-data timing of the N4968A clock and data demultiplexer 44 Gb/s clock and data inputs.



Figure 4. N4968A

The N4965A multi-channel BERT 12.5 Gb/s with 4x N4956A-E12 12.5 Gb/s error detector remote heads monitors the demultiplexer data outputs bit error ratio. The N4957A-C12 clock doubler remote head facilitates electronic phase adjust of the N4968A clock and data demultiplexer 44 Gb/s Clock input for optimizing clock-data phase for the N4968A clock and data demultiplexer 44 Gb/s.

The N4965A multi-channel BERT 12.5 Gb/s can be controlled manually through the front panel, or remotely through IEEE-488 (GPIB) or USB.



Figure 5. N4965A

System automation

In both production testing as well as engineering characterization, automation of the system for instrument control and results data collection are essential.

Tools are provided with the N4967A serial BERT system 44 Gb/s system to simplify the setup and integration into an automated test system.

The N4980A multi-instrument BERT software provides a complete user control interface for performing multi-channel BERT testing for the N4967A serial BERT system 44 Gb/s. The application computes the BER at the full data rate.

Bar graphs display the computed BER of the full rate data stream, as well as BER on each de-multiplexed data output - giving a quick visual indication of any sub rate related bit errors.



Figure 6. N4980A multi-instrument BERT software

Specifications

The following tables list specifications of the individual instruments relevant to application in the 40G BERT system. For complete specifications relevant to other applications, refer to the individual product data sheets.

N4974A PRBS Source Specifications

| Parameter | Specification |
|---|--|
| Data Output | |
| Data rate | 22 to 44 Gb/s ¹ (option 001) |
| PRBS patterns | $2^7-1 : 1 + X^4 + X^7$ $2^{15}-1 : 1 + X^{14} + X^{15}$ $2^{31}-1 : 1 + X^{28} + X^{31}$ |
| Output amplitude (single-ended) | > 500 mV p-p typical |
| Output level | High: 0 V nominal Low: -500 mV nominal |
| Jitter | 500 fs rms typical ² |
| Rise/fall time (20% to 80%) | 8 ps typical |
| Data crossover | 55% typical |
| Data phase adjust range | 30 ps nominal |
| External interface | Differential. DC coupled, 50 Ω nominal, 1.85 mm female connectors. NOTE: Outputs are CML and must be externally DC terminated with 50 Ω to GND. |
| Clock input | |
| External half-rate clock input range | 11 to 22 GHz (option 001) |
| External half-rate clock input power required | +10 to +16 dBm |
| External interface | Single-ended. AC coupled, 50 Ω nominal, 2.92 mm female connector. |
| Internal clock | |
| Internal half-rate clock frequency | Single frequency internal oscillator 19.90656 GHz (for 39.81312 Gb/s data rate) |
| Output power | +16 dBm (4 V p-p) typical |
| External interface | Single-ended. AC coupled, 50 Ω nominal, 2.92 mm female connector. |
| Clock trigger output | |
| Clock trigger (CLK/1) output power | Nominally -16 dB less than Clock Input power |
| External interface | Single-ended. AC coupled, 50 Ω nominal, 2.92 mm female connector. Terminate if not used. |
| Pattern trigger output³ | |
| Pulse width | $64 * (1/\text{Bit_rate})$ e.g. at 40 Gb/s pulse width = 1.6 ns |
| Repetition period | $64 * (1/\text{Bit_rate}) * \text{Pattern_length}$ e.g. at 40 Gb/s, $2^{31}-1$ pattern, period = 3.4 s |
| Output amplitude | 200 mV p-p typical |
| External interface | Single-ended. DC coupled, 50 Ω nominal, SMA female connector |
| Power requirements | 42 W external AC adapter, 100 to 240 V AC, 47 to 63 Hz |

1. With an external clock.

2. At ≤ 40 Gb/s.

3. Pattern trigger specified at ≤ 40 Gb/s only. Remove termination from CLK/1 output when using the Pattern Trigger.

Table 1

Specifications (continued)

N4968A Clock and Data Demultiplexer 44 GB/s Specifications

| Parameter | Specification |
|-----------------------|--|
| Data input | |
| Data rate | 3.5 to 44 Gb/s |
| Data amplitude | 150 to 1000 mV p-p single-ended Maximum DC voltage ± 0.5 V |
| Interface | Differential. DC coupled, 50 Ω nominal, 1.85 mm female connectors. Can be used single-ended if unused input is terminated with 50 Ω load. |
| Data output | |
| Data rate | 0.875 to 11 Gb/s |
| Data amplitude | > 210 mV p-p typical |
| Interface | Single-ended outputs. AC coupled, 50 Ω nominal, 2.92 mm female connectors. |
| Clock input | |
| Type | Half-rate clock |
| Frequency | 1.75 to 22 GHz |
| Clock amplitude | +2 to +10 dBm (0.8 to 2 V p-p) |
| Interface | Single-ended input. AC coupled, 50 Ω nominal, 2.92 mm female connector. |
| Divided clock outputs | |
| Division ratios | 1, 2, 4, 8, 16, 32, and 64 |
| Clock amplitude | > -5 dBm (355 mV p-p) typical |
| Interface | Differential outputs. AC coupled, 50 Ω nominal, SMA mm female connectors. Can be used single-ended if unused input is terminated with 50 Ω load. |
| Power requirements | 42 W external AC adapter, 100 to 240 V AC, 47 to 63 Hz |

Table 2

N4965A-CTR with N4956A-E12 and N4957A-C12 Specifications

| Parameter | Specification |
|---------------------------|---|
| Data rate | 1.0 to 12.5 Gb/s (timing parameter determined by N4965A controller) |
| Data line coding | Non-return to zero (NRZ) |
| Data patterns | 2n-1 PRBS patterns (n = 7, 10, 15, 23, 31) |
| Data input sensitivity | < 0.1 V p-p single-ended |
| Data threshold adjustment | -1.0 to +1.0 V, 1mV steps |
| Data delay adjustment | -1000 to +1000 UI, 1 mUI steps (timing parameter determined by N4965A controller) |
| Autoalign | Set optimum 0/1 threshold and data delay Search step size range |
| Threshold | 5 to 20 mV in 1 mV steps |
| Delay | 5 to 20 mUI in 1 mUI steps |
| BER measurement period | 0 to 99,999.999 seconds in 1 msec steps |
| BER results | Bit error rate, error count, bit count, measurement seconds |
| Phase margin | > 0.6 UI typical @ 10 Gb/s, 2 ³¹ -1 PRBS |
| Data connectors | 2.92 mm female |
| Remote control interface | IEEE-488 (GPIB) or USB2.0 |
| Power requirements | 100 to 240 VAC, 50 to 60 Hz, 170 W maximum |

Table 3

Physical and environmental

N4965A-CTR with N4956A-E12 and N4957A-C12 Specifications

| | |
|---|--|
| Temperature, operating | +10 °C to +40 °C |
| Temperature, non-operating | -40 °C to +70 °C |
| Dimensions (height, width, and depth) | |
| N4974A PRBS generator 44 Gb/s | 63.5 mm (2.5 in) x 230.2 mm (8 in) x 254 mm (10 in) |
| N4968A clock and data demultiplexer 44 Gb/s | 63.5 mm (2.5 in) x 254 mm (10 in) x 254 mm (10 in) |
| N4965A-CTR multi-channel BERT controller | 100 mm (3.9 in) x 214 mm (8.4 in) x 425 mm (16.7 in) |
| N4956A-E12 12.5 Gb/s error detector remote head | 33 mm (1.3 in) x 72 mm (2.8 in) x 130 mm (5.1 in) |
| N4957A-C12 clock doubler remote head | 33 mm (1.3 in) x 72 mm (2.8 in) x 130 mm (5.1 in) |
| Mass | |
| N4974A PRBS generator 40 Gb/s | 2.7 kg (6 lbs) |
| N4968A clock and data demultiplexer 44 Gb/s | 3.2 kg (7 lbs) |
| N4965A-CTR multi-channel BERT controller | 3.3 kg (7.1 lbs) |
| N4956A-E12 12.5 Gb/s error detector remote head | 0.38 kg (13.4 oz) |
| N4957A-C12 clock doubler remote head | 0.38 kg (13.4 oz) |

Table 4

Regulatory standards

EMC

- CISPR Pub 11 Group 1, Class A
- AS/NZS CISPR 11
- ICES/NMB-001

This ISM device complies with Canadian ICES-001.
Cet appareil ISM est conforme a la norme NMB-001 du Canada.

Ordering information

N4967A serial BERT system 44 Gb/s

Related products

Recommend external clock source for 22-44 Gb/s operation:

- N5183A MXG Analog Signal Generator with options
- N5183A-532 Frequency range 100kHz to 31.8 GHz
- N5183A-1EA High output power

Typical configurations

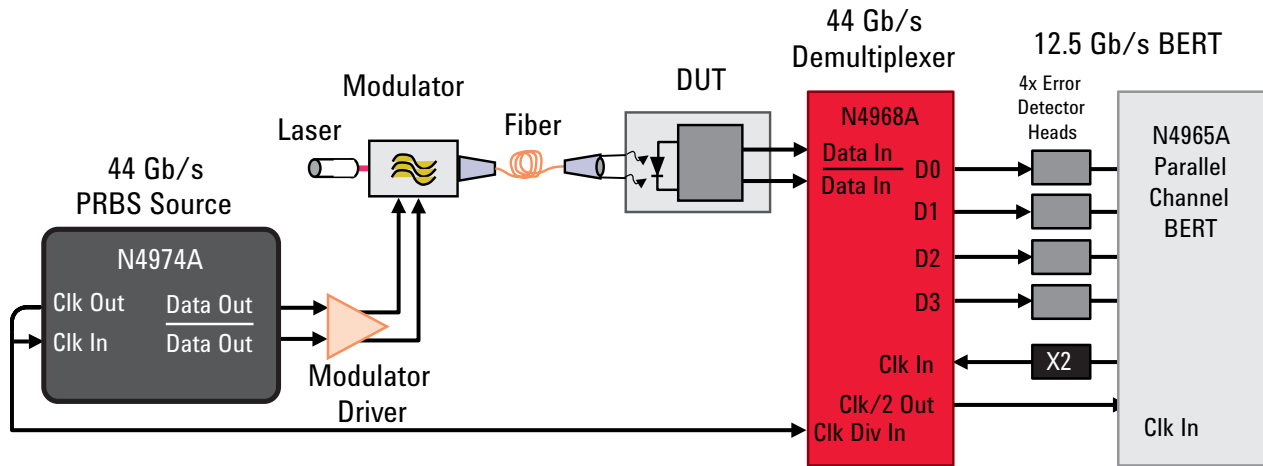


Figure 7. Typical BER test system for 40 Gb/s optical receiver

myKeysight

myKeysight

www.keysight.com/find/mykeysight

A personalized view into the information most relevant to you.



www.axiestandard.org

AdvancedTCA® Extensions for Instrumentation and Test (AXIe) is an open standard that extends the AdvancedTCA for general purpose and semiconductor test. Keysight is a founding member of the AXIe consortium. ATCA®, AdvancedTCA®, and the ATCA logo are registered US trademarks of the PCI Industrial Computer Manufacturers Group.



www.lxistandard.org

LAN eXtensions for Instruments puts the power of Ethernet and the Web inside your test systems. Keysight is a founding member of the LXI consortium.



www.pxisa.org

PCI eXtensions for Instrumentation (PXI) modular instrumentation delivers a rugged, PC-based high-performance measurement and automation system.



Three-Year Warranty

www.keysight.com/find/ThreeYearWarranty

Keysight's commitment to superior product quality and lower total cost of ownership. The only test and measurement company with three-year warranty standard on all instruments, worldwide.



Keysight Assurance Plans

www.keysight.com/find/AssurancePlans

Up to five years of protection and no budgetary surprises to ensure your instruments are operating to specification so you can rely on accurate measurements.



www.keysight.com/go/quality

Keysight Technologies, Inc.
DEKRA Certified ISO 9001:2008
Quality Management System

Keysight Channel Partners

www.keysight.com/find/channelpartners

Get the best of both worlds: Keysight's measurement expertise and product breadth, combined with channel partner convenience.

www.keysight.com/find/N4967A

For more information on Keysight Technologies' products, applications or services, please contact your local Keysight office. The complete list is available at: www.keysight.com/find/contactus

Americas

| | |
|---------------|------------------|
| Canada | (877) 894 4414 |
| Brazil | 55 11 3351 7010 |
| Mexico | 001 800 254 2440 |
| United States | (800) 829 4444 |

Asia Pacific

| | |
|--------------------|----------------|
| Australia | 1 800 629 485 |
| China | 800 810 0189 |
| Hong Kong | 800 938 693 |
| India | 1 800 112 929 |
| Japan | 0120 (421) 345 |
| Korea | 080 769 0800 |
| Malaysia | 1 800 888 848 |
| Singapore | 1 800 375 8100 |
| Taiwan | 0800 047 866 |
| Other AP Countries | (65) 6375 8100 |

Europe & Middle East

| | |
|----------------|---------------|
| Austria | 0800 001122 |
| Belgium | 0800 58580 |
| Finland | 0800 523252 |
| France | 0805 980333 |
| Germany | 0800 6270999 |
| Ireland | 1800 832700 |
| Israel | 1 809 343051 |
| Italy | 800 599100 |
| Luxembourg | +32 800 58580 |
| Netherlands | 0800 0233200 |
| Russia | 8800 5009286 |
| Spain | 800 000154 |
| Sweden | 0200 882255 |
| Switzerland | 0800 805353 |
| | Opt. 1 (DE) |
| | Opt. 2 (FR) |
| | Opt. 3 (IT) |
| United Kingdom | 0800 0260637 |

For other unlisted countries:
www.keysight.com/find/contactus
(BP-09-23-14)