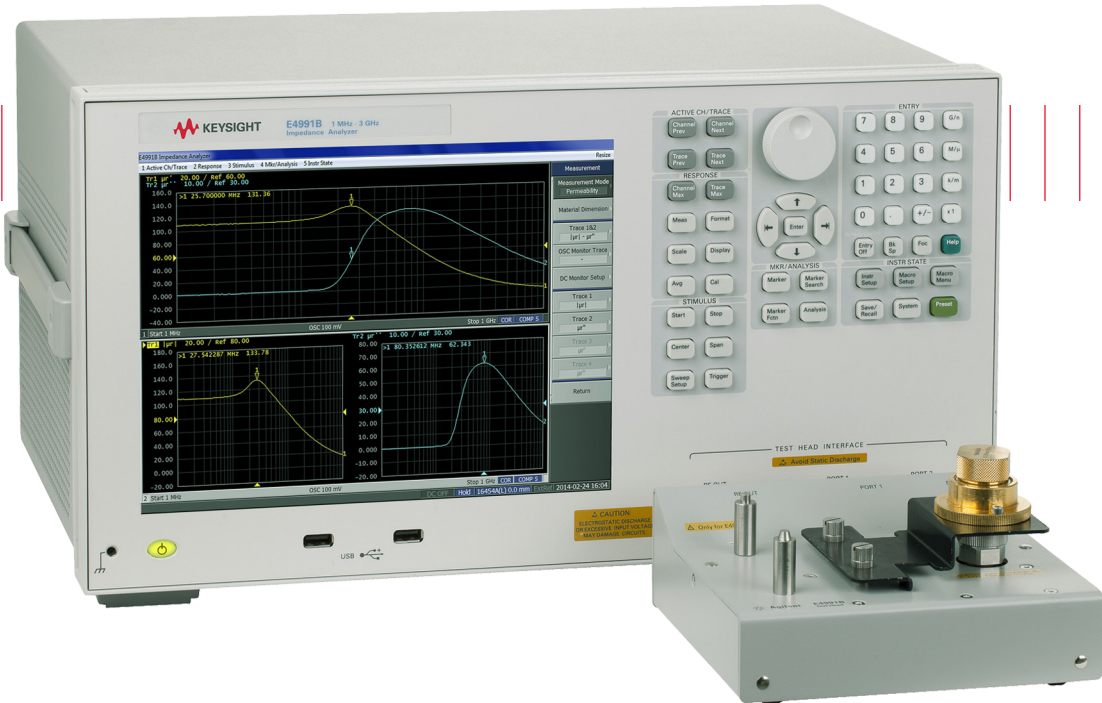


Keysight Technologies Materials Measurement: Magnetic Materials

Application Brief




Overview

Ferrite materials are widely used in electronic equipment such as computers, communication devices, power management systems, etc. They serve as inductive components, transformers, magnets, magnetic field absorbers and suppressors.

Continual exploration of new materials helps not only to improve performance, but to reduce size and power consumption. Recent progress in the material science and nanotechnology area has created new types of ferrite materials and components.

Evaluation of magnetic characteristics of those materials is important in predicting performance of the components. Performance includes permeability and loss of the material at various frequencies where the devices are used.

Impedance analyzers used with magnetic material fixtures provides precise, repeatable, cost-effective and an easy-to-operate measurement system over a wide frequency range.



Problem

Complex permeability is a magnetic property of a material. Its real and imaginary part represents the ability of a material to conduct magnetic flux and the losses dissipated in the material respectively. Material with large permeability is desired to reduce size and weight. Losses should be minimized for maximum efficiency while large loss is required for magnetic shield.

Complex permeability is determined by the impedance of the inductor formed with the material. In most cases, it is not a constant over the frequency and must be characterized at the frequency where the device is used. At higher frequencies, accurate measurements are difficult due to the parasitic impedance of the fixture. For low loss material, phase angle of the impedance is critical however the phase accuracy is not sufficient in many cases.

Permeability also varies with temperature. The desired measurement system is one that can evaluate temperature characteristics with sufficient accuracy over a wide frequency range using a simple operation.

Solution

The complex permeability is derived by measuring the impedance of the magnetic material. It is done by winding some wire around the material and measuring the impedance with respect to the ends of the wire. The result may change depending on how the wire is wound and how the magnetic field interacts with its surroundings.

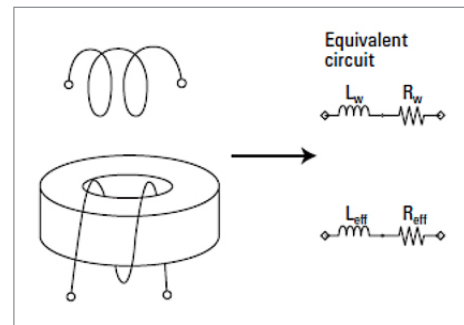


Figure 1. Method of measuring effective permeability

The Keysight 16454A magnetic material test fixture provides an ideal structure, configuring a single-turn inductor with the material molded into a toroidal shape. There is no leakage flux in the single-turn inductor and the magnetic field in the fixture is strictly calculated from the electromagnetic theory.

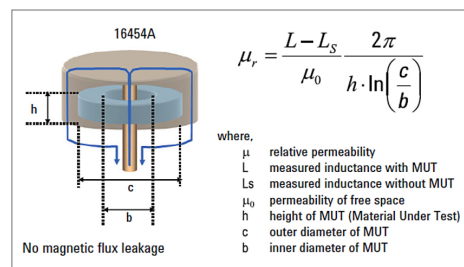


Figure 2. Structure of the 16454A

The simple shape of the coaxial fixture and the toroidal material under test allows not only the precise evaluation but the wide frequency coverage. The 16454A magnetic material fixture covers 1 kHz to 1 GHz when combined with the Keysight E4991B impedance/material analyzer or the Keysight E4990A impedance analyzer.

Errors due to the measurement system should be removed prior to the measurement. The error due to the impedance analyzer can be calibrated by three term error correction. At higher frequencies, phase angle accuracy is enhanced by the low-loss capacitor calibration built into the E4991B.

Another source of error is due to the fixture. Residual inductance included in the fixture can be removed by a short calibration, which compensates the residual inductance by measuring the fixture without toroidal core.

$$\mu^* = \mu' - j\mu'' = 1 + \frac{2\pi(Z_m - Z_s)}{j\omega\mu_0 h \ln \frac{c}{b}}$$

- where μ^* : complex permeability
- μ_0 : permeability of free space
- Z_m : measured impedance
- Z_s : short impedance
- ω : angular frequency
- h, c, b : dimension of the toroidal core

$$\tan\delta = \frac{\mu''}{\mu'}$$

These systems allow users who have no specific expertise to evaluate the magnetic property of the material without knowledge of electromagnetic theory or calibration techniques. All the necessary calibrations, corrections, and calculations are done within the analyzer and the result is directly obtained.



The graph below shows a permeability example of three different ferrite cores measured by the E4990A and the E4991B with the 16454A fixture.

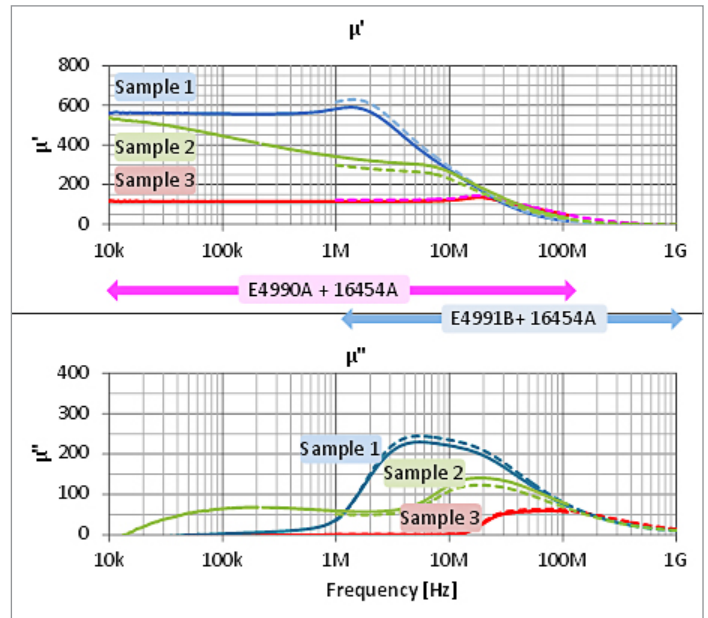


Figure 3. Measurement result example

For the evaluation of temperature characteristics of the magnetic material, a temperature chamber and heat resistant cables are required. Keysight supplies a program for chamber control and data analysis along with the heat resistant cable kit as an option of the E4991B.

Conclusion

Advances in technology are demanding newer devices. Recent progress in material science has allowed for the development of new materials. A measurement system with accuracy and stability is desired for time and cost effective evaluation.

A combination of a fixture and an impedance analyzer is a standard solution for the evaluation of magnetic material. Single-turn inductor formed with toroidal core and test fixture enables a simple and repeatable method over a wide frequency range.

Keysight Technologies provides impedance analyzers, fixtures, calibration technique and software for data analysis and temperature characteristic evaluation.

For more information, application notes and papers are available under references.

References

1. Bai, Yang, et al. "The static and hyper-frequency magnetic properties of a ferromagnetic-ferroelectric composite." *Journal of Magnetism and Magnetic Materials* 321.3 (2009): 148-151.
2. Xu, Fang, et al. "The magnetic and dielectric properties of multiferroic Sr substituted Zn₂-Y hexagonal ferrites." (2008).
3. Ji, Jeong Keun, et al. "Miniaturized T-DMB Antenna With a Low-Loss Ni-Mn-Co Ferrite for Mobile Handset Applications." *Magnetics Letters, IEEE* 1 (2010): 5000104-5000104.
4. Kračunovska, S., and J. Töpfer. "Preparation, thermal stability and permeability behavior of substituted Z-type hexagonal ferrites for multilayer inductors." *Journal of electroceramics* 22.1-3 (2009): 227-232.
5. Mallick, Kajal K., Philip Shepherd, and Roger J. Green. "Magnetic properties of cobalt substituted M-type barium hexaferrite prepared by co-precipitation." *Journal of Magnetism and Magnetic Materials* 312.2 (2007): 418-429.
6. Park, Sang Hoon, Won Ki Ahn, and Ki Ho Kim. "Complex Permittivity and Permeability of Magnesium-Copper Spinel Ferrite under Heat-treatment Conditions." *ELECTRONIC MATERIALS LETTERS* 4.4 (2008): 175-179.
7. Pervaiz, Erum, and I. H. Gul. "Magneto-Dielectric and Electromagnetic Absorbing studies of Antimony Doped Nickel Ferrites." (2013).
8. *Solutions for Measuring Permittivity and Permeability with LCR Meters and Impedance Analyzers*, Application Note 1369-1 Literature number 5980-2862EN
9. *Basics of Measuring the Dielectric Properties of Materials*, Application note, Literature number 5989-2589EN

Web Resources

Visit our websites for additional product information.

Materials Test Equipment:
www.keysight.com/find/materials

Impedance Analyzers and LCR Meters:
www.keysight.com/find/impedance

myKeysight

myKeysight

www.keysight.com/find/mykeysight

A personalized view into the information most relevant to you.



www.axiestandard.org

AdvancedTCA® Extensions for Instrumentation and Test (AXIe) is an open standard that extends the AdvancedTCA for general purpose and semiconductor test. Keysight is a founding member of the AXIe consortium.



www.lxistandard.org

LAN eXTensions for Instruments puts the power of Ethernet and the Web inside your test systems. Keysight is a founding member of the LXI consortium.



www.pxisa.org

PCI eXTensions for Instrumentation (PXI) modular instrumentation delivers a rugged, PC-based high-performance measurement and automation system.



Three-Year Warranty

www.keysight.com/find/ThreeYearWarranty

Keysight's commitment to superior product quality and lower total cost of ownership. The only test and measurement company with three-year warranty standard on all instruments, worldwide.



Keysight Assurance Plans

www.keysight.com/find/AssurancePlans

Up to five years of protection and no budgetary surprises to ensure your instruments are operating to specification so you can rely on accurate measurements.



www.keysight.com/quality

Keysight Electronic Measurement Group
DEKRA Certified ISO 9001:2008
Quality Management System

Keysight Channel Partners

www.keysight.com/find/channelpartners

Get the best of both worlds: Keysight's measurement expertise and product breadth, combined with channel partner convenience.

For more information on Keysight Technologies' products, applications or services, please contact your local Keysight office. The complete list is available at: www.keysight.com/find/contactus

Americas

Canada	(877) 894 4414
Brazil	55 11 3351 7010
Mexico	001 800 254 2440
United States	(800) 829 4444

Asia Pacific

Australia	1 800 629 485
China	800 810 0189
Hong Kong	800 938 693
India	1 800 112 929
Japan	0120 (421) 345
Korea	080 769 0800
Malaysia	1 800 888 848
Singapore	1 800 375 8100
Taiwan	0800 047 866
Other AP Countries	(65) 6375 8100

Europe & Middle East

Austria	0800 001122
Belgium	0800 58580
Finland	0800 523252
France	0805 980333
Germany	0800 6270999
Ireland	1800 832700
Israel	1 809 343051
Italy	800 599100
Luxembourg	+32 800 58580
Netherlands	0800 0233200
Russia	8800 5009286
Spain	0800 000154
Sweden	0200 882255
Switzerland	0800 805353
	Opt. 1 (DE)
	Opt. 2 (FR)
	Opt. 3 (IT)
United Kingdom	0800 0260637

For other unlisted countries:
www.keysight.com/find/contactus
(BP-06-09-14)