

HP 8753A Network Analyzer
HP 8753B Network Analyzer

Schematics and Component-Level Documentation

Hewlett-Packard P/N 08753-90169

GENERAL INFORMATION

This schematic package contains component-level documentation for printed circuit board assemblies in the HP 8753A/B network analyzers. For each assembly, the following information is included:

- Replaceable Parts List
- Component Location Diagram
- Circuit Schematic

Due to past changes in the instrument, there may be more than one version of a particular assembly. In this case, different versions will have different part numbers, and information is provided for each one. Check the part number which is printed on each assembly to identify the correct version. The most current version of the assembly will be first in the section.

Please note that the primary repair strategy for the HP 8753A/B continues to be assembly-level replacement. This schematic package does not provide detailed troubleshooting information. It is provided mainly to assist in repairing assemblies when the problem is simple. Difficult problems may require many hours to troubleshoot to the component level, and this may cost more than simply replacing the assembly. Therefore, please remember that assemblies are still available as rebuilt-exchange and replacement parts. For more information on lower-cost rebuilt-exchange assemblies, refer to the HP 8753A/B On-Site System Service Manual.

Table 1 lists the reference designators and part numbers of the assemblies which are included in this schematic package. When ordering an assembly, please refer to the "Replaceable Parts" section of the service manual for the proper part numbers, since the part number to order is not always the part number of the assembly.

Table 1. Assemblies and Part Numbers Included in Schematic Package

Assembly	HP Part Number
A1 Front Panel	08753-60001
A2 Front Panel Interface	08753-60076
A4/A5/A6 Sampler IF	08753-60087 (part of 08753-60004)
A7 Pulse Generator	08753-60007
A8 Post-Regulator	08753-60093 08753-60108
A9 CPU	08753-60067 (8753B) 08753-60079 (8753A)
A10 Digital IF	08753-60095 08753-60010
A11 Phase Lock	08753-60082 08753-60060
A12 Reference	08753-60012
A13 Fractional-N Analog	08753-60013
A14 Fractional-N Digital	08753-60068 08753-60057
A15 Preregulator, AC Input Board	08753-60215
A15 Preregulator, DC Output Board	08753-60115
A16 Rear Panel	08753-60016

Manufacturer's Code List (1 of 2)

Mfr Code	Manufacturer Name	Address	Zip Code
00000	Any Satisfactory Supplier		
4G810	Nationwide Papers Inc	St. Louis	MO 63100
4G819	Overland Products Co	Phoenix	AZ 85025
4N311	Pioneer Screw & Nut Co	Elk Grove	IL 60007
8E175	Burr-Brown Corp	Tucson	AZ 85706
9M011	Int'l Rectifier Corp	Los Angeles	CA 90069
9N171	Unitrode Corp	Lexington	MA 02173
00348	Microtran Co Inc	Valley Stream	NY 11582
00779	AMP Inc	Harrisburg	PA 17111
00815	NEL Frequency Control Inc	Burlington	WI 53105
00866	Goe Engineering Co Inc	Ontario	CA 91761
01121	Allen-Bradley Co	Milwaukee	WI 53204
01295	Texas Instruments Inc	Dallas	TX 75265
01686	RCL Electronics Inc	Northbrook	IL 60062
01961	Pulse Engineering Inc	San Diego	CA 92111
02113	Coilcraft Inc	Cary	IL 60013
02114	Ferroxcube Corp	Saugerties	NY 12477
04072	Bell Industries Inc Miller JW Div	Compton	CA 90224
04222	AVX Corp	Great Neck	NY 11021
04713	Motorola Inc	Roselle	IL 60195
05791	Lyn-Tron Inc	Burbank	CA 91505
06540	Amatom Elek Hardware Div of Mite	New Rochelle	NY 06515
06560	Jeffers Electronics Inc	Nogales	AZ 85621
06665	Precision Monolithics Inc.	Santa Clara	CA 95050
06812	Torin Corp Western Div	Van Nuys	CA 91406
07047	Milton Ross Co	Southampton	PA 18966
07263	Fairchild Semiconductor Corp	Cupertino	CA 95014
07282	Fairchild Ind Inc Ind Prod Div	Winston-Salem	NC 27105
08261	Spectra-Strip Corp	Garden Grove	CA 92642
09023	Cornell-Dubilier/Sangamo	Wayne	NY 07470
09922	Burndy Corp	Norwalk	CT 06856
10582	CTS Corp Asheville Div	Skyland	NC 28776
10858	Linear Technology Corp	Milpitas	CA 95035
11214	Hardigg Ind Inc	S Derrfield	MA 01373
11236	CTS Corp	Elkhart	IN 46514
11502	IRC Inc	Boone	NC 28607
12014	Chicago Rivet & Machine Co	Naperville	IL 60540
12498	Crystalonics, Div Teledyne	Cambridge	MA 02140
13103	Thermalloy Inc	Dallas	TX 75234
16179	M/A-Com Inc	Burlington	MA 01803
16428	Cooper Industries Inc	Houston	TX 77210
16941	Long-Lok Fastener Corp An Inlex Co	Cincinnati	OH 45215
17450	Mohawk Spring Co Inc	Arlington Heights	IL 60008
17856	Siliconix Inc	Santa Clara	CA 95054
18324	Signetic Corp	Sunnyvale	CA 94086
18565	Chomerics Inc	Woburn	MA 01801
18873	Dupont E I De Nemours & Co	Wilmington	DE 19801
19701	Mepco/Centralab Inc	Riviera	FL 33404
22670	GM Nameplate Inc	Seattle	WA 98119
24226	Gowanda Electronics Corp	Gowanda	NY 14070
24355	Analog Devices Inc	Norwood	MA 02062
24931	Specialty Connector Co	Franklin	IN 46131
25403	NV Philips Elcoma	Eindhoven	NE 02876
26365	Gries/Dynacast Co Div Coates-Clark	New Rochelle	NY 10802
27014	National Semiconductor Corp	Santa Clara	CA 95052
27264	Molex Inc	Lisle	IL 60532
28480	Hewlett Packard Company	Palo Alto	CA 94304
28480	Hewlett-Packard Co Corporate HQ	Palo Alto	CA 94304

Manufacturer's Code List (2 of 2)

Mfr Code	Manufacturer Name	Address	Zip Code
30043	Solid State Devices Inc	La Mirada	CA 90638
30161	Aavid Engineering Inc	Laconia	NH 03247
32159	West-Cap Arizona	San Fernando	CA 91340
32559	Bivar Inc	Santa Ana	CA 92705
32997	Bourns Inc	Riverside	CA 92507
33096	Colorado Crystal Corp	Loveland	CO 80537
33204	Amphenol Corporation	Danbury	CT 06810
34333	Silicon General Inc	San Jose	CA 95134
34371	Harris Corp	Melbourne	FL 32901
34649	Intel Corp	Santa Clara	CA 95054
34677	Solitron Devices Inc	Palm Beach	FL 33404
46384	Penn Engineering & Mfg Corp	Doylestown	PA 18901
52763	Stettner & Co	Lauf	Germany D-8560
55210	Gettig Engrg & Mfg Co Inc	Spring Mills	PA 16875
55285	Bergquist Co	Minneapolis	MN 55420
56289	Sprague Electric Co	Lexington	MA 02173
71468	ITT Corp	New York	NY 10022
71744	General Instrument Corp	Clifton	NJ 07012
72962	Elastic Stop Nut Div of Harvard	Union	NJ 07083
73138	Beckman Industrial Corp	Fullerton	CA 92635
73734	Federal Screw Products Co	Chicago	IL 60618
73743	Fischer Special Mfg Co	Cincinnati	OH 45206
74163	Phelps Dodge Corp	New York	NY 10022
76381	3M Co	St. Paul	MN 55144
77250	Pheoll Mfg Co Div of Allied Prod	Chicago	IL 60650
78189	Illinois Tool Works Inc Shakeproof	Elgin	IL 60126
80120	Schnitzer Alloy Products Co	Elizabeth	NJ 07206
84411	American Shizuki Corp	Canoga Park	CA 91304
91506	Augat Inc	Mansfield	MA 02048
91637	Dale Electronics Inc	Columbus	NE 68601
92194	Alpha Wire Corp	Elizabeth	NJ 07207
98291	ITT Seaelectro Corp	Trumbull	CT 06611
98978	Intl Electronic Research Corp	Burbank	CA 91502
99800	Amer Prcn Ind Inc Delevan Div	Aurora	NY 14052
C1433	AB Elektronik GMBH	Salzburg	AU A-5013
D8439	Roederstein/Resista GMBH	Landshut	GM 8300
K8479	Holsworthy Electronics Ltd	Holsworthy	EG
S0545	NEC Electronics Inc	Mtn View	CA 94043
S0562	Toshiba Corp	Tokyo	Japan

A1 Front Panel Assembly

Part Number 08753-60076

This section contains the replaceable parts list, component location diagram, and circuit schematic for A1 front panel assembly, HP part number 08753-60001.

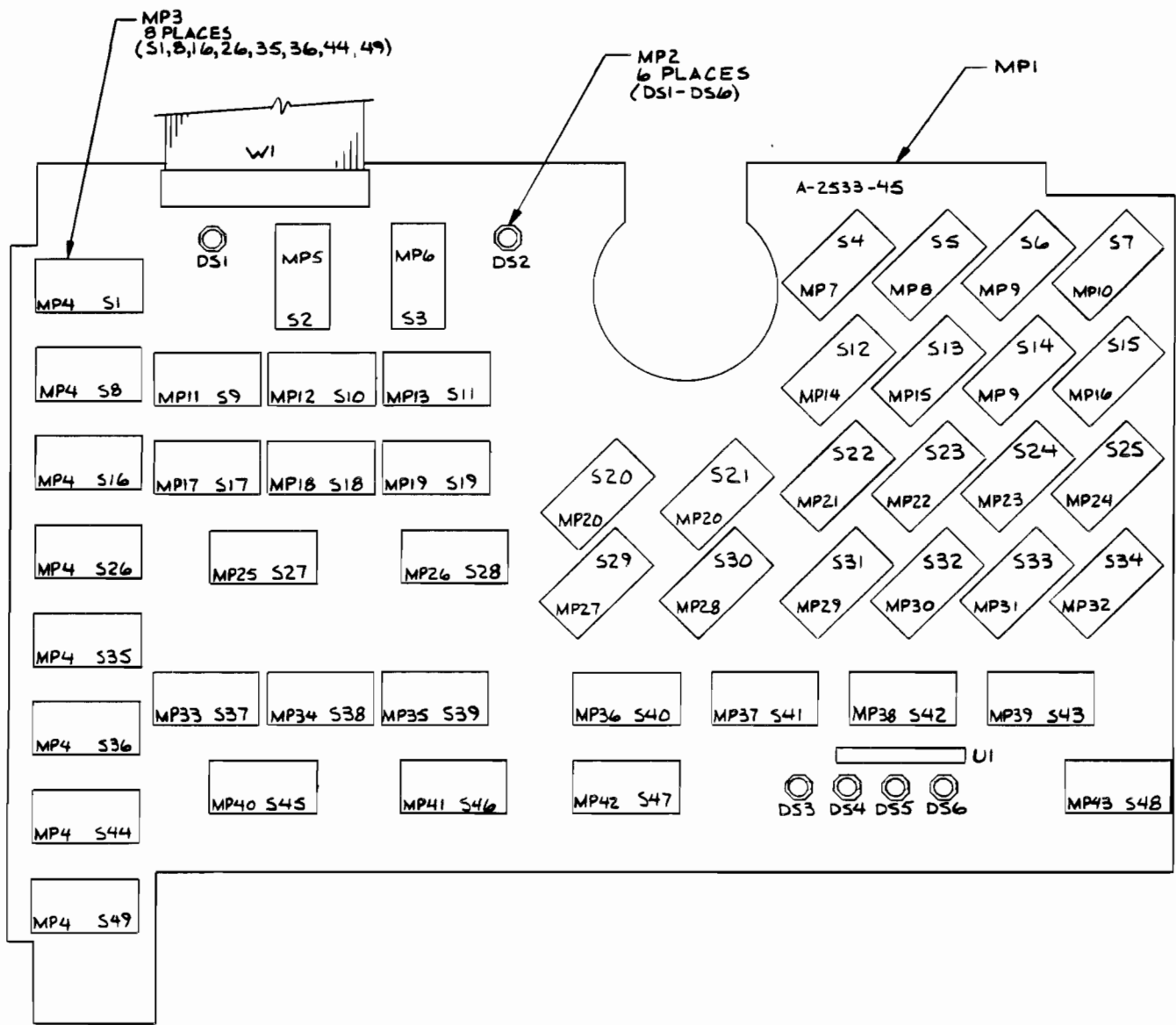
Information in this document is subject to change without notice. The configuration of some assemblies may differ from that indicated in this document.

Replaceable Parts List for A1 Front Panel Assembly, part number 08753-60001 (1 of 2)

Reference Designation	HP Part Number	C D	Qty	Description	Mfr Code	Mfr Part Number
DS1	08753-60001	9	1	BD ASSY-FP KEYBD	28480	08753-60001
DS2	1990-0858	6	1	LED-LAMP LUM-INT = 150UCD IF = 25MA-MAX		
DS3	1990-0858	6	1	LED-LAMP LUM-INT = 150UCD IF = 25MA-MAX		
DS4	1990-0858	6	1	LED-LAMP LUM-INT = 150UCD IF = 25MA-MAX		
DS5	1990-0858	6	1	LED-LAMP LUM-INT = 150UCD IF = 25MA-MAX		
DS6	1990-0858	6	1	LED-LAMP LUM-INT = 150UCD IF = 25MA-MAX		
MP1	08753-20001	5	1	BOARD-FP KEYBD	28480	08753-20001
MP2	5040-8858	3	1	LED STDF STRIP	28480	5040-8858
MP3	5040-7278	9	8	KEYCAP EXTENDER	28480	5040-7278
MP4	5041-0409	6	8	KEY H-EBONY	28480	5041-0409
MP5	5041-4589	1	1	KEY H CH1	28480	5041-4589
MP6	5041-4590	4	1	KEY H CH2	28480	5041-4590
MP7	5041-1763	7	1	KEY Q GR 7	28480	5041-1763
MP8	5041-1764	8	1	KEY Q GR 8	28480	5041-1764
MP9	5041-1762	6	2	KEY Q GR 6	28480	5041-1762
MP10	5041-4594	8	1	KEY Q G/N	28480	5041-4594
MP11	5041-4639	2	1	KEY H MEAS	28480	5041-4639
MP12	5041-4640	5	1	KEY H FORMAT	28480	5041-4640
MP13	5041-4641	6	1	KEY H SCL REF	28480	5041-4641
MP14	5041-1760	4	1	KEY Q GR 4	28480	5041-1760
MP15	5041-1761	5	1	KEY Q GR 5	28480	5041-1761
MP16	5041-4593	7	1	KEY Q M/U	28480	5041-4593
MP17	5041-2808	3	1	KEY H DISPLAY	28480	5041-2808
MP18	5041-4569	7	1	KEY H AVG	28480	5041-4569
MP19	5041-4568	6	1	KEY H CAL	28480	5041-4568
MP20	5041-4580	2	2	KEY H ARROW	28480	5041-4580
MP21	5041-1757	9	1	KEY Q GR 1	28480	5041-1757
MP22	5041-1758	0	1	KEY Q GR 2	28480	5041-1758
MP23	5041-1759	1	1	KEY Q GR 3	28480	5041-1759
MP24	5041-4592	6	1	KEY Q K/M	28480	5041-4592
MP25	5041-4579	9	1	KEY H MKR	28480	5041-4579
MP26	5041-4587	9	1	KEY H MKR FCTN	28480	5041-4587
MP27	5041-2746	8	1	KEY H ENTRY OFF	28480	5041-2746
MP28	5041-4583	5	1	KEY H BACK SP	28480	5041-4583
MP29	5041-1756	8	1	KEY Q GR 0	28480	5041-1756
MP30	5041-1755	7	1	KEY Q DECIMAL	28480	5041-1755
MP31	5041-1770	6	1	KEY QR MINUS	28480	5041-1770
MP32	5041-4591	5	1	KEY Q X1	28480	5041-4591
MP33	5041-4588	0	1	KEY H MENU	28480	5041-4588
MP34	5041-4642	7	1	KEY H START	28480	5041-4642
MP35	5041-2755	9	1	KEY H STOP	28480	5041-2755
MP36	5041-4571	1	1	KEY H SYSTEM	28480	5041-4571
MP37	5041-4582	4	1	KEY H COPY	28480	5041-4582
MP38	5041-2809	4	1	KEY H SAVE	28480	5041-2809
MP39	5041-1611	4	1	KEY H RECALL	28480	5041-1611
MP40	5041-4585	7	1	KEY H CENTER	28480	5041-4585
MP41	5041-4584	6	1	KEY H SPAN	28480	5041-4584
MP42	5041-0772	6	1	KEY H LOCAL	28480	5041-0772
MP43	5041-2099	4	1	KEY H PRESET	28480	5041-2099
S1	5060-9436	7	1	SWITCH-PB SPST-NO MOM	71468	5560-9436
S2	5060-9436	7	1	SWITCH-PB SPST-NO MOM	71468	5560-9436
S3	5060-9436	7	1	SWITCH-PB SPST-NO MOM	71468	5560-9436
S4	5060-9436	7	1	SWITCH-PB SPST-NO MOM	71468	5560-9436
S5	5060-9436	7	1	SWITCH-PB SPST-NO MOM	71468	5560-9436
S6	5060-9436	7	1	SWITCH-PB SPST-NO MOM	71468	5560-9436
S7	5060-9436	7	1	SWITCH-PB SPST-NO MOM	71468	5560-9436
S8	5060-9436	7	1	SWITCH-PB SPST-NO MOM	71468	5560-9436
S9	5060-9436	7	1	SWITCH-PB SPST-NO MOM	71468	5560-9436
S10	5060-9436	7	1	SWITCH-PB SPST-NO MOM	71468	5560-9436
S11	5060-9436	7	1	SWITCH-PB SPST-NO MOM	71468	5560-9436
S12	5060-9436	7	1	SWITCH-PB SPST-NO MOM	71468	5560-9436
S13	5060-9436	7	1	SWITCH-PB SPST-NO MOM	71468	5560-9436
S14	5060-9436	7	1	SWITCH-PB SPST-NO MOM	71468	5560-9436
S15	5060-9436	7	1	SWITCH-PB SPST-NO MOM	71468	5560-9436
S16	5060-9436	7	1	SWITCH-PB SPST-NO MOM	71468	5560-9436
S17	5060-9436	7	1	SWITCH-PB SPST-NO MOM	71468	5560-9436
S18	5060-9436	7	1	SWITCH-PB SPST-NO MOM	71468	5560-9436
S19	5060-9436	7	1	SWITCH-PB SPST-NO MOM	71468	5560-9436
S20	5060-9436	7	1	SWITCH-PB SPST-NO MOM	71468	5560-9436

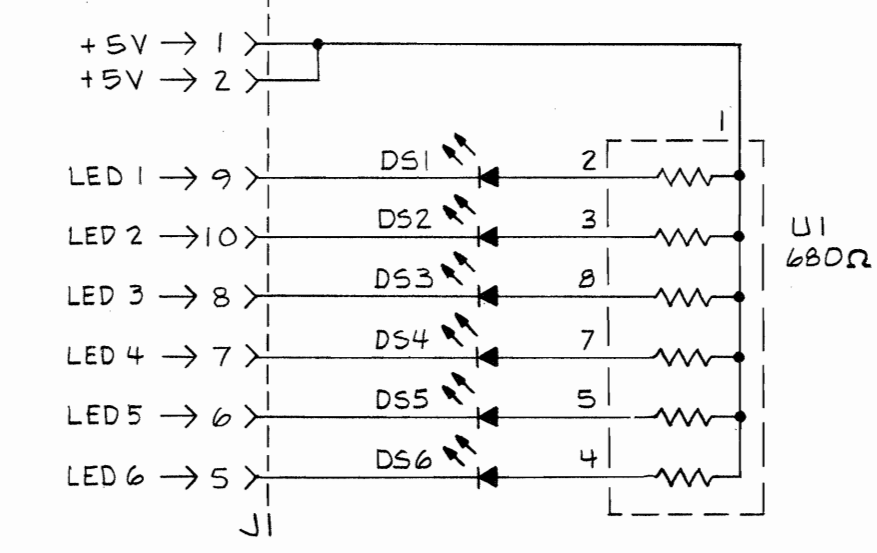
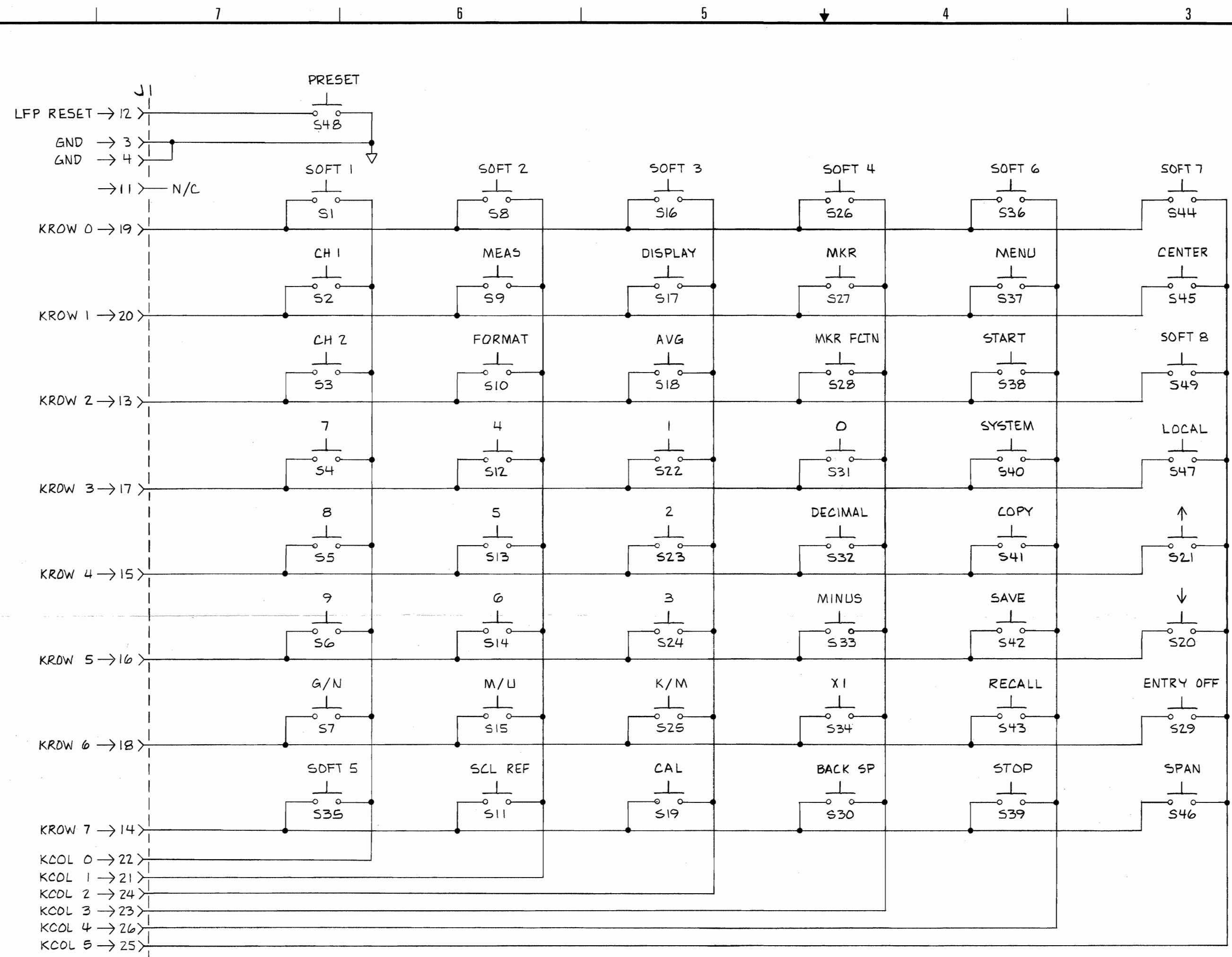
Replaceable Parts List for A1 Front Panel Assembly, part number 08753-60001 (2 of 2)

Reference Designation	HP Part Number	C D	Qty	Description	Mfr Code	Mfr Part Number
S21	5060-9436	7	1	SWITCH-PB SPST-NO MOM	71468	5560-9436
S22	5060-9436	7	1	SWITCH-PB SPST-NO MOM	71468	5560-9436
S23	5060-9436	7	1	SWITCH-PB SPST-NO MOM	71468	5560-9436
S24	5060-9436	7	1	SWITCH-PB SPST-NO MOM	71468	5560-9436
S25	5060-9436	7	1	SWITCH-PB SPST-NO MOM	71468	5560-9436
S26	5060-9436	7	1	SWITCH-PB SPST-NO MOM	71468	5560-9436
S27	5060-9436	7	1	SWITCH-PB SPST-NO MOM	71468	5560-9436
S28	5060-9436	7	1	SWITCH-PB SPST-NO MOM	71468	5560-9436
S29	5060-9436	7	1	SWITCH-PB SPST-NO MOM	71468	5560-9436
S30	5060-9436	7	1	SWITCH-PB SPST-NO MOM	71468	5560-9436
S31	5060-9436	7	1	SWITCH-PB SPST-NO MOM	71468	5560-9436
S32	5060-9436	7	1	SWITCH-PB SPST-NO MOM	71468	5560-9436
S33	5060-9436	7	1	SWITCH-PB SPST-NO MOM	71468	5560-9436
S34	5060-9436	7	1	SWITCH-PB SPST-NO MOM	71468	5560-9436
S35	5060-9436	7	1	SWITCH-PB SPST-NO MOM	71468	5560-9436
S36	5060-9436	7	1	SWITCH-PB SPST-NO MOM	71468	5560-9436
S37	5060-9436	7	1	SWITCH-PB SPST-NO MOM	71468	5560-9436
S38	5060-9436	7	1	SWITCH-PB SPST-NO MOM	71468	5560-9436
S39	5060-9436	7	1	SWITCH-PB SPST-NO MOM	71468	5560-9436
S40	5060-9436	7	1	SWITCH-PB SPST-NO MOM	71468	5560-9436
S41	5060-9436	7	1	SWITCH-PB SPST-NO MOM	71468	5560-9436
S42	5060-9436	7	1	SWITCH-PB SPST-NO MOM	71468	5560-9436
S43	5060-9436	7	1	SWITCH-PB SPST-NO MOM	71468	5560-9436
S44	5060-9436	7	1	SWITCH-PB SPST-NO MOM	71468	5560-9436
S45	5060-9436	7	1	SWITCH-PB SPST-NO MOM	71468	5560-9436
S46	5060-9436	7	1	SWITCH-PB SPST-NO MOM	71468	5560-9436
S47	5060-9436	7	1	SWITCH-PB SPST-NO MOM	71468	5560-9436
S48	5060-9436	7	1	SWITCH-PB SPST-NO MOM	71468	5560-9436
S49	5060-9436	7	1	SWITCH-PB SPST-NO MOM	71468	5560-9436
U1	1810-0332	1	1	NETWORK-RES 8-SIP 680.0 OHM X 7	11236	750-81
W1	08753-60036	0	1		28480	08753-60036



08753-60001

Component Location Diagram



LAST USED	NOT USED
DS6	
J1	
S49	
U1	

F P KEYBOARD SCHEMATIC		HEWLETT PACKARD	
TITLE		PART NUMBER	
NEXT ASSEMBLY		D8753-60001	
FINISH		SCALE	
		D-DB753-60001-1	

A2 Front Panel Interface Assembly

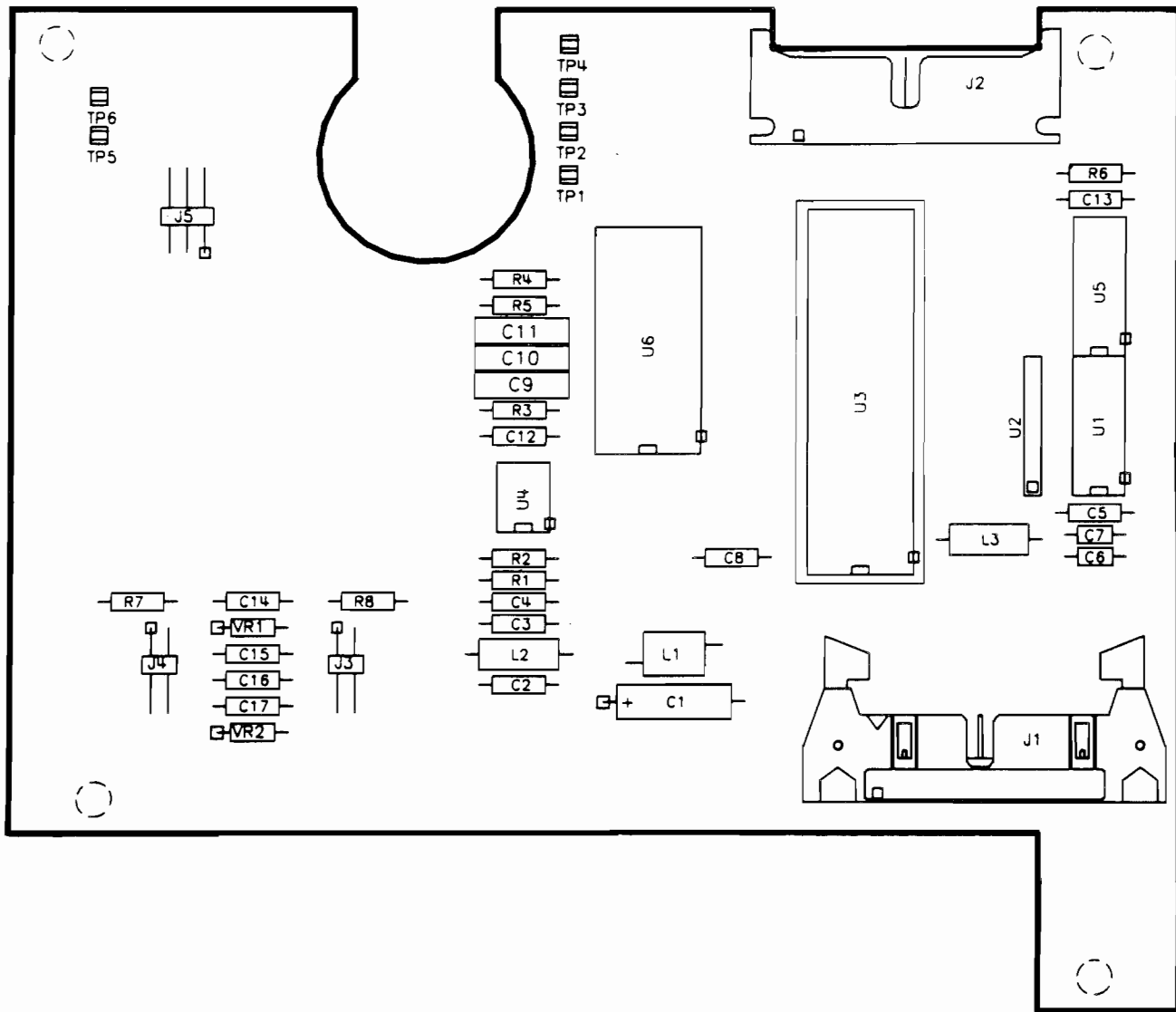
Part Number 08753-60076

This section contains the replaceable parts list, component location diagram, and circuit schematic for A2 front panel Interface assembly, HP part number 08753-60076.

Information in this document is subject to change without notice. The configuration of some assemblies may differ from that indicated in this document.

Replaceable Parts List for A2 Front Panel Interface, part number 08753-60076

Reference Designation	HP Part Number	C D	Qty	Description	Mfr Code	Mfr Part Number
	08753-60076	8	1	BD ASSY-FP	28480	08753-60076
C1	0180-0228	6	1	CAPACITOR-FXD 22UF ± 10% 15VDC TA	56289	150D226X9015B2-DYS
C2	0160-4835	7	1	CAPACITOR-FXD .1UF ± 10% 50VDC CER	04222	SA115C104KAAH
C3	0160-4832	4	1	CAPACITOR-FXD .01UF ± 10% 100VDC CER	04222	SA101C103KAAH
C4	0160-4835	7	1	CAPACITOR-FXD .1UF ± 10% 50VDC CER	04222	SA115C104KAAH
C5	0160-4832	4	1	CAPACITOR-FXD .01UF ± 10% 100VDC CER	04222	SA101C103KAAH
C6	0160-4788	9	1	CAPACITOR-FXD 18PF ± 5% 100VDC CER 0 ± 30	04222	SA102A180JAAH
C7	0160-4788	9	1	CAPACITOR-FXD 18PF ± 5% 100VDC CER 0 ± 30	04222	SA102A180JAAH
C8	0160-4832	4	1	CAPACITOR-FXD .01UF ± 10% 100VDC CER	04222	SA101C103KAAH
C9	0160-0127	2	1	CAPACITOR-FXD 1UF ± 20% 50VDC CER	04222	SR835E105MAAH
C10	0160-0127	2	1	CAPACITOR-FXD 1UF ± 20% 50VDC CER	04222	SR835E105MAAH
C11	0160-0127	2	1	CAPACITOR-FXD 1UF ± 20% 50VDC CER	04222	SR835E105MAAH
C12	0160-4835	7	1	CAPACITOR-FXD .1UF ± 10% 50VDC CER	04222	SA115C104KAAH
C13	0160-4835	7	1	CAPACITOR-FXD .1UF ± 10% 50VDC CER	04222	SA115C104KAAH
C14	0160-4832	4	1	CAPACITOR-FXD .01UF ± 10% 100VDC CER	04222	SA101C103KAAH
C17	0160-4832	4	1	CAPACITOR-FXD .01UF ± 10% 100VDC CER	04222	SA101C103KAAH
J1	1251-7165	6	1	CONN-POST TYPE .100-PIN-SPCG 26-CONT	76381	3429-1203
J2	1251-8347	8	1	CONN-POST TYPE .100-PIN-SPCG 26-CONT	76381	3593-5002
J3	1251-7819	7	1	CONN-POST TYPE .100-PIN-SPCG 4-CONT	18873	68021-104
J4	1251-7819	7	1	CONN-POST TYPE .100-PIN-SPCG 4-CONT	18873	68021-104
J5	1251-7554	7	1	CONN-POST TYPE .100-PIN-SPCG 6-CONT	18873	68021-106
L1	9100-1788	6	1	CORE-FERRITE CHOKE-WIDEBAND IMP:680	02114	VK200 20J4B
L2	9100-2562	6	1	INDUCTOR RF-CH-MLD 100UH ± 10% .161D-INX	24226	17S103K
L3	9100-2557	9	1	INDUCTOR RF-CH-MLD 39UH ± 10% .161D-INX.	24226	17S392K
MP1	08753-20076	4	1		28480	08753-20076
MP2	0380-0743	4	4	SPACER-RVT-ON .188-IN-LG .15-IN-ID	06540	9532B-B-150-28
R1	0698-3454	3	1	RESISTOR 215K 1% .125W TF TC = 0 ± 100	19701	SFR25H
R2	0698-8959	3	1	RESISTOR 819K 1% .125W TF TC = 0 ± 100	19701	SFR25H
R3	0698-3457	6	1	RESISTOR 316K 1% .125W TF TC = 0 ± 100	19701	SFR25H
R4	0698-3454	3	1	RESISTOR 215K 1% .125W TF TC = 0 ± 100	19701	SFR25H
R5	0698-8961	7	1	RESISTOR 909K 1% .125W TF TC = 0 ± 100	19701	SFR25H
R6	0698-3454	3	1	RESISTOR 215K 1% .125W TF TC = 0 ± 100	19701	SFR25H
R7	0698-8817	2	1	RESISTOR 2.61 1% .125W TF TC = 0 ± 100	91637	CMF-55-1
R8	0698-8817	2	1	RESISTOR 2.61 1% .125W TF TC = 0 ± 100	91637	CMF-55-1
TP1	0360-2359	0	1	TERMINAL, TEST POINT	4G819	230.100
TP2	0360-2359	0	1	TERMINAL, TEST POINT	4G819	230.100
TP3	0360-2359	0	1	TERMINAL, TEST POINT	4G819	230.100
TP4	0360-2359	0	1	TERMINAL, TEST POINT	4G819	230.100
TP5	0360-2359	0	1	TERMINAL, TEST POINT	4G819	230.100
TP6	0360-2359	0	1	TERMINAL, TEST POINT	4G819	230.100
U1	1820-3270	3	1	IC GATE TTL ALS NAND QUAD 2-INP	01295	SN74ALS03BN
U2	1810-0205	7	1	NETWORK-RES 8-SIP 4.7K OHM X 7	11236	750-81
U3	08753-80011	3	1	EPROM, FRONT PANEL	28480	08753-80011
U4	1826-0346	0	1	IC OP AMP GP DUAL 8-DIP-P PKG	27014	LM358N
U5	1820-1416	5	1	IC SCHMITT-TRIG TTL LS INV HEX 1-INP	01295	SN74LS14N
U6	1820-2177	7	1	IC-INPUT/OUTPUT EXPANDER	34649	P8243
VR1	1902-0556	6	1	DIODE-ZNR 20V 5% PD = 1W IR = 5UA	04713	
VR2	1902-0556	6	1	DIODE-ZNR 20V 5% PD = 1W IR = 5UA	04713	
X1	1200-0654	7	1	SOCKET-IC 40-CONT DIP DIP-SLDR	09922	DILB40P-308T



08753-60076

Component Location Diagram

A4/A5/A6 Sampler IF Assembly

Part Number 08753-60087

The 08753-60004 sampler assembly consists of a microcircuit (not field repairable) and a sampler IF board. This section contains the replaceable parts list, component location diagram, and circuit schematic for the sampler IF board, HP part number 08753-60087.

Information in this document is subject to change without notice. The configuration of some assemblies may differ from that indicated in this document.

Replaceable Parts List for A4/A5/A6 Sampler IF Assembly, part number 08753-60087 (1 of 3)

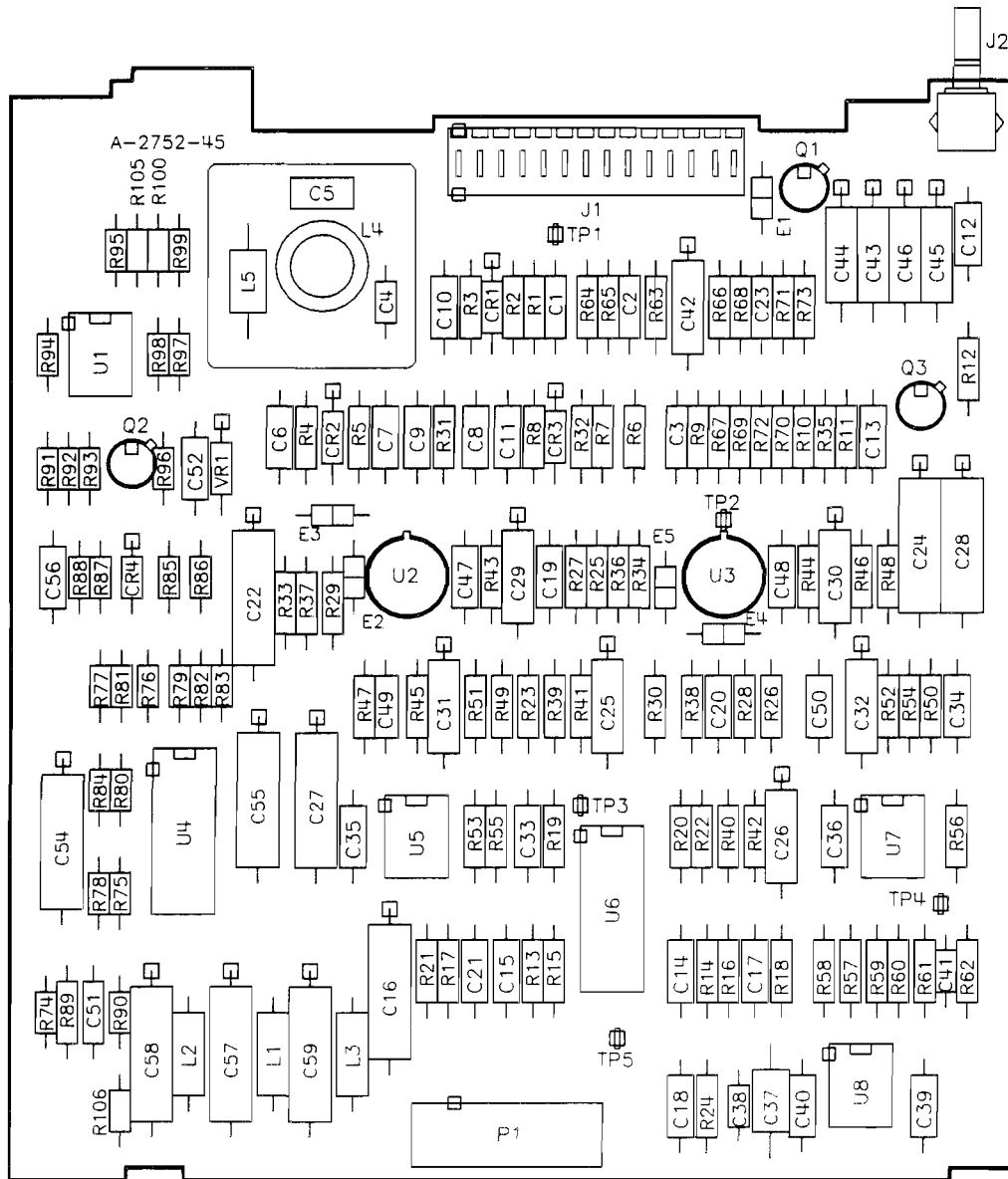
Reference Designation	HP Part Number	C D	Qty	Description	Mfr Code	Mfr Part Number
	08753-60087	1	1	BD AY-SAMPLER IF	28480	08753-60087
C1	0160-4832	4	1	CAPACITOR-FXD .01UF ± 10% 100VDC CER	04222	SA101C103KAAH
C2	0160-5909	8	1	CAP-FXD 0.047uF 50 V		MA13X7R1H473K
C3	0160-4832	4	1	CAPACITOR-FXD .01UF ± 10% 100VDC CER	04222	SA101C103KAAH
C4	0160-6601	9	1	CAP-FXD 390pF 100 V	04222	SA101A391FAAH
C5	0160-4587	2	1	CAP-FXD 3900pF 100 V	04222	SR301A392FAAH
C6	0160-4835	7	1	CAP-FXD 0.1uF 50 V	04222	SA115C104KAAH
C7	0160-4835	7	1	CAP-FXD 0.1uF 50 V	04222	SA115C104KAAH
C8	0160-4835	7	1	CAP-FXD 0.1uF 50 V	04222	SA115C104KAAH
C9	0160-4835	7	1	CAP-FXD 0.1uF 50 V	04222	SA115C104KAAH
C10	0160-4835	7	1	CAP-FXD 0.1uF 50 V	04222	SA115C104KAAH
C11	0160-4835	7	1	CAP-FXD 0.1uF 50 V	04222	SA115C104KAAH
C12	0160-4835	7	1	CAP-FXD 0.1uF 50 V	04222	SA115C104KAAH
C13	0160-4835	7	1	CAP-FXD 0.1uF 50 V	04222	SA115C104KAAH
C14	0160-4835	7	1	CAP-FXD 0.1uF 50 V	04222	SA115C104KAAH
C15	0160-4835	7	1	CAP-FXD 0.1uF 50 V	04222	SA115C104KAAH
C16	0180-0229	7	1	CAP-FXD 33uF 10 V TA	56289	150D336X9010B2-DYS
C17	0160-4835	7	1	CAP-FXD 0.1uF 50 V	04222	SA115C104KAAH
C18	0160-4835	7	1	CAP-FXD 0.1uF 50 V	04222	SA115C104KAAH
C19	0160-4835	7	1	CAP-FXD 0.1uF 50 V	04222	SA115C104KAAH
C20	0160-4835	7	1	CAP-FXD 0.1uF 50 V	04222	SA115C104KAAH
C21	0160-4835	7	1	CAP-FXD 0.1uF 50 V	04222	SA115C104KAAH
C22	0180-0374	3	1	CAP-FXD 10uF 20 V TA	56289	150D106X9020B2-DYS
C23	0160-4832	4	1	CAPACITOR-FXD .01UF ± 10% 100VDC CER	04222	SA101C103KAAH
C24	0180-0374	3	1	CAP-FXD 10uF 20 V TA	56289	150D106X9020B2-DYS
C25	0180-0291	3	1	CAP-FXD 1uF 35 V TA	56289	150D105X9035A2-DYS
C26	0180-0291	3	1	CAP-FXD 1uF 35 V TA	56289	150D105X9035A2-DYS
C27	0180-1746	5	1	CAP-FXD 15uF 20 V TA	56289	150D156X9020B2-DYS
C28	0180-1746	5	1	CAP-FXD 15uF 20 V TA	56289	150D156X9020B2-DYS
C29	0180-0291	3	1	CAP-FXD 1uF 35 V TA	56289	150D105X9035A2-DYS
C30	0180-0291	3	1	CAP-FXD 1uF 35 V TA	56289	150D105X9035A2-DYS
C31	0180-0291	3	1	CAP-FXD 1uF 35 V TA	56289	150D105X9035A2-DYS
C32	0180-0291	3	1	CAP-FXD 1uF 35 V TA	56289	150D105X9035A2-DYS
C33	0160-4835	7	1	CAP-FXD 0.1uF 50 V	04222	SA115C104KAAH
C34	0160-4835	7	1	CAP-FXD 0.1uF 50 V	04222	SA115C104KAAH
C35	0160-4835	7	1	CAP-FXD 0.1uF 50 V	04222	SA115C104KAAH
C36	0160-4835	7	1	CAP-FXD 0.1uF 50 V	04222	SA115C104KAAH
C37	0160-4623	1	1	CAP-FXD 3900pF 100 V	04222	SA301A392JAAH
C38	0160-4803	9	1	CAP-FXD 68pF 100 V	04222	SA102A680JAAH
C39	0160-4835	7	1	CAP-FXD 0.1uF 50 V	04222	SA115C104KAAH
C40	0160-4835	7	1	CAP-FXD 0.1uF 50 V	04222	SA115C104KAAH
C41	0160-4809	5	1	CAP-FXD 390pF 100 V	04222	SA101A391JAAH
C42	0180-0291	3	1	CAP-FXD 1uF 35 V TA	56289	150D105X9035A2-DYS
C43	0180-0291	3	1	CAP-FXD 1uF 35 V TA	56289	150D105X9035A2-DYS
C44	0180-0291	3	1	CAP-FXD 1uF 35 V TA	56289	150D105X9035A2-DYS
C45	0180-0291	3	1	CAP-FXD 1uF 35 V TA	56289	150D105X9035A2-DYS
C46	0180-0291	3	1	CAP-FXD 1uF 35 V TA	56289	150D105X9035A2-DYS
C47	0160-4833	5	1	CAP-FXD 0.022uF 100 V	04222	SA201C223KAAH
C48	0160-4833	5	1	CAP-FXD 0.022uF 100 V	04222	SA201C223KAAH
C49	0160-4833	5	1	CAP-FXD 0.022uF 100 V	04222	SA201C223KAAH
C50	0160-4833	5	1	CAP-FXD 0.022uF 100 V	04222	SA201C223KAAH
C51	0160-4835	7	1	CAP-FXD 0.1uF 50 V	04222	SA115C104KAAH
C52	0160-4835	7	1	CAP-FXD 0.1uF 50 V	04222	SA115C104KAAH
C54	0180-0116	1	1	CAP-FXD 6.8uF 35 V TA	56289	150D685X9035B2-DYS
C55	0180-0116	1	1	CAP-FXD 6.8uF 35 V TA	56289	150D685X9035B2-DYS
C56	0160-4835	7	1	CAP-FXD 0.1uF 50 V	04222	SA115C104KAAH
C57	0180-0116	1	1	CAP-FXD 6.8uF 35 V TA	56289	150D685X9035B2-DYS
C58	0180-0116	1	1	CAP-FXD 6.8uF 35 V TA	56289	150D685X9035B2-DYS
C59	0180-0116	1	1	CAP-FXD 6.8uF 35 V TA	56289	150D685X9035B2-DYS
CR1	1901-0050	3	1	DIODE-SWITCHING 80V 200MA 2NS DO-35	9N171	1N4150
CR2	1901-0050	3	1	DIODE-SWITCHING 80V 200MA 2NS DO-35	9N171	1N4150
CR3	1901-0050	3	1	DIODE-SWITCHING 80V 200MA 2NS DO-35	9N171	1N4150
CR4	1901-0050	3	1	DIODE-SWITCHING 80V 200MA 2NS DO-35	9N171	1N4150
E1	9170-0847	3	10	CORE-SHIELDING BEAD	02114	56-590-65/3BMCD
J1	1252-1179	2	1	CONN-POST TYPE .100-PIN-SPCG 14-CONT	00779	5-87854-2
J2	1250-1512	3	1	CONNECTOR-RF SMB M PC 50-OHM	98291	51-353-0039-226
L1	9100-3551	5	1	INDUCTOR RF-CH-MLD 1UH ± 5% .166D-INX.38	24226	15M101J
L2	9100-0539	3	1	INDUCTOR RF-CH-MLD 10UH ± 5% .156D-INX.3	24226	15M102J
L3	9100-3551	5	1	INDUCTOR RF-CH-MLD 1UH ± 5% .166D-INX.38	24226	15M101J
L4	9140-1166	8	1	INDUCTOR 68UH ± 2% .437D-IN Q=40	91637	ITP-1231-29

Replaceable Parts List for A4/A5/A6 Sampler IF Assembly, part number 08753-60087 (2 of 3)

Reference Designation	HP Part Number	C	D	Qty	Description	Mfr Code	Mfr Part Number
L5	9140-1147	5	1	1	INDUCTOR RF-CH-MLD 6.8UH ±5% .172D-INX.	24226	17S-681J
MP1	08753-20087	7	1	1		28480	08753-20087
MP2	1200-0172	4	3	3	INSULATOR-XSTR DAP-GL	07047	10042-DAP
MP3	0340-1145	8	2	2	SPACER-IC 10 LEAD TO-5 SPACING 0.375 IN	32559	613-075
MP4	08753-00038	6	1	1	COVER, TOP	28480	08753-00038
MP5	08415-00008	1	1	1	COVER, BOTTOM	28480	08415-00008
P1	1251-8730	3	1	1	CONN-POST TYPE .100-PIN-SPCG 12-CONT	00779	534204-2
Q1	1854-0477	7	1	1	TRANSISTOR NPN 2N2222A SI TC-18 PD=500MW	04713	2N2222A
Q2	1854-0477	7	1	1	TRANSISTOR NPN 2N2222A SI TC-18 PD=500MW	04713	2N2222A
Q3	1854-0477	7	1	1	TRANSISTOR NPN 2N2222A SI TC-18 PD=500MW	04713	2N2222A
R1	0698-3435	0	1	1	RESISTOR 38.3 ±1% .125W TF TC=0±100	19701	SFR25H
R2	0757-0280	3	1	1	RESISTOR 1K ±1% .125W TF TC=0±100	19701	SFR25H
R3	0757-0280	3	1	1	RESISTOR 1K ±1% .125W TF TC=0±100	19701	SFR25H
R4	0757-0280	3	1	1	RESISTOR 1K ±1% .125W TF TC=0±100	19701	SFR25H
R5	0757-0280	3	1	1	RESISTOR 1K ±1% .125W TF TC=0±100	19701	SFR25H
R6	0698-3433	8	1	1	RESISTOR 28.7 ±1% .125W TF TC=0±100	19701	SFR25H
R7	0757-0280	3	1	1	RESISTOR 1K ±1% .125W TF TC=0±100	19701	SFR25H
R8	0757-0280	3	1	1	RESISTOR 1K ±1% .125W TF TC=0±100	19701	SFR25H
R9	0757-1094	9	1	1	RESISTOR 1.47K ±1% .125W TF TC=0±100	19701	SFR25H
R10	0757-1094	9	1	1	RESISTOR 1.47K ±1% .125W TF TC=0±100	19701	SFR25H
R11	0757-0420	3	1	1	RESISTOR 750 ±1% .125W TF TC=0±100	19701	SFR25H
R12	0698-8820	7	1	1	RESISTOR 4.64 ±1% .125W TF TC=0±100	91637	CMF-55-1
R13	0757-0394	0	1	1	RESISTOR 51.1 ±1% .125W TF TC=0±100	19701	SFR25H
R14	0757-0394	0	1	1	RESISTOR 51.1 ±1% .125W TF TC=0±100	19701	SFR25H
R15	0757-0394	0	1	1	RESISTOR 51.1 ±1% .125W TF TC=0±100	19701	SFR25H
R16	0757-0394	0	1	1	RESISTOR 51.1 ±1% .125W TF TC=0±100	19701	SFR25H
R17	0757-0416	7	1	1	RESISTOR 511 ±1% .125W TF TC=0±100	19701	SFR25H
R18	0757-0416	7	1	1	RESISTOR 511 ±1% .125W TF TC=0±100	19701	SFR25H
R19	0757-0416	7	1	1	RESISTOR 511 ±1% .125W TF TC=0±100	19701	SFR25H
R20	0757-0416	7	1	1	RESISTOR 511 ±1% .125W TF TC=0±100	19701	SFR25H
R21	0698-8820	7	1	1	RESISTOR 4.64 ±1% .125W TF TC=0±100	91637	CMF-55-1
R22	0757-0400	9	1	1	RESISTOR 90.9 ±1% .125W TF TC=0±100	19701	SFR25H
R23	0757-0400	9	1	1	RESISTOR 90.9 ±1% .125W TF TC=0±100	19701	SFR25H
R24	0757-0401	0	1	1	RESISTOR 100 ±1% .125W TF TC=0±100	19701	SFR25H
R25	0757-0394	0	1	1	RESISTOR 51.1 ±1% .125W TF TC=0±100	19701	SFR25H
R26	0757-0394	0	1	1	RESISTOR 51.1 ±1% .125W TF TC=0±100	19701	SFR25H
R27	0757-0394	0	1	1	RESISTOR 51.1 ±1% .125W TF TC=0±100	19701	SFR25H
R28	0757-0394	0	1	1	RESISTOR 51.1 ±1% .125W TF TC=0±100	19701	SFR25H
R29	0698-3444	1	1	1	RESISTOR 316 ±1% .125W TF TC=0±100	19701	SFR25H
R30	0698-3444	1	1	1	RESISTOR 316 ±1% .125W TF TC=0±100	19701	SFR25H
R31	0698-3446	3	1	1	RESISTOR 383 ±1% .125W TF TC=0±100	19701	SFR25H
R32	0698-3446	3	1	1	RESISTOR 383 ±1% .125W TF TC=0±100	19701	SFR25H
R33	0698-3446	3	1	1	RESISTOR 383 ±1% .125W TF TC=0±100	19701	SFR25H
R34	0698-3446	3	1	1	RESISTOR 383 ±1% .125W TF TC=0±100	19701	SFR25H
R35	0757-0394	0	1	1	RESISTOR 51.1 ±1% .125W TF TC=0±100	19701	SFR25H
R36	0757-0394	0	1	1	RESISTOR 51.1 ±1% .125W TF TC=0±100	19701	SFR25H
R37	0757-0439	4	1	1	RESISTOR 6.81K ±1% .125W TF TC=0±100	19701	SFR25H
R38	0757-0439	4	1	1	RESISTOR 6.81K ±1% .125W TF TC=0±100	19701	SFR25H
R39	0757-1094	9	1	1	RESISTOR 1.47K ±1% .125W TF TC=0±100	19701	SFR25H
R40	0757-1094	9	1	1	RESISTOR 1.47K ±1% .125W TF TC=0±100	19701	SFR25H
R41	0757-0419	0	1	1	RESISTOR 681 ±1% .125W TF TC=0±100	19701	SFR25H
R42	0757-0419	0	1	1	RESISTOR 681 ±1% .125W TF TC=0±100	19701	SFR25H
R43	0698-7585	9	1	1	RESISTOR 316.2 ±0.1% .125W TF TC=0±25	19701	5033R
R44	0698-7585	9	1	1	RESISTOR 316.2 ±0.1% .125W TF TC=0±25	19701	5033R
R45	0698-7585	9	1	1	RESISTOR 316.2 ±0.1% .125W TF TC=0±25	19701	5033R
R46	0698-7585	9	1	1	RESISTOR 316.2 ±0.1% .125W TF TC=0±25	19701	5033R
R47	0757-0428	1	1	1	RESISTOR 1.62K ±1% .125W TF TC=0±100	19701	SFR25H
R48	0757-0428	1	1	1	RESISTOR 1.62K ±1% .125W TF TC=0±100	19701	SFR25H
R49	0698-6322	0	1	1	RESISTOR 4K ±0.1% .125W TF TC=0±25	91637	CMF-55-1, T-9
R50	0698-6322	0	1	1	RESISTOR 4K ±0.1% .125W TF TC=0±25	91637	CMF-55-1, T-9
R51	0698-6322	0	1	1	RESISTOR 4K ±0.1% .125W TF TC=0±25	91637	CMF-55-1, T-9
R52	0698-6322	0	1	1	RESISTOR 4K ±0.1% .125W TF TC=0±25	91637	CMF-55-1, T-9
R53	0698-6363	9	1	1	RESISTOR 40K ±0.1% .125W TF TC=0±25	19701	5033R
R54	0698-6363	9	1	1	RESISTOR 40K ±0.1% .125W TF TC=0±25	19701	5033R
R55	0698-6363	9	1	1	RESISTOR 40K ±0.1% .125W TF TC=0±25	19701	5033R
R56	0698-6363	9	1	1	RESISTOR 40K ±0.1% .125W TF TC=0±25	19701	5033R
R57	0698-6360	6	1	1	RESISTOR 10K ±0.1% .125W TF TC=0±25	19701	5033R
R58	0698-6360	6	1	1	RESISTOR 10K ±0.1% .125W TF TC=0±25	19701	5033R
R59	0698-6360	6	1	1	RESISTOR 10K ±0.1% .125W TF TC=0±25	19701	5033R
R60	0698-6360	6	1	1	RESISTOR 10K ±0.1% .125W TF TC=0±25	19701	5033R

Replaceable Parts List for A4/A5/A6 Sampler IF Assembly, part number 08753-60087 (3 of 3)

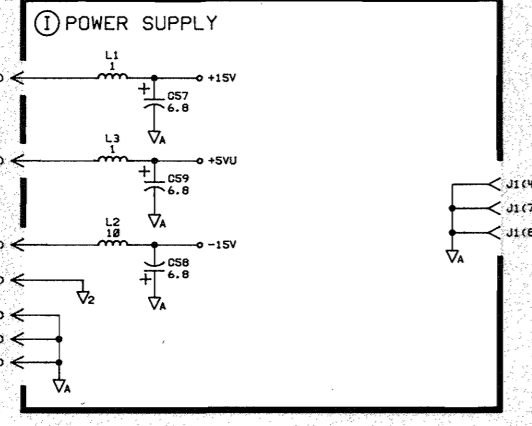
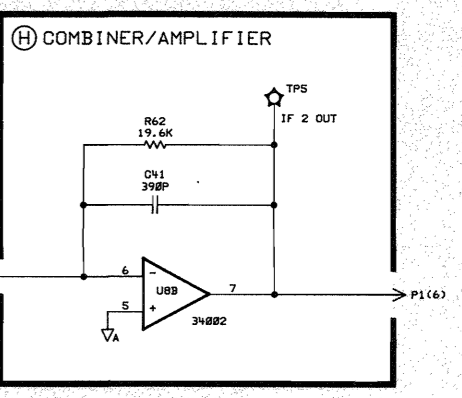
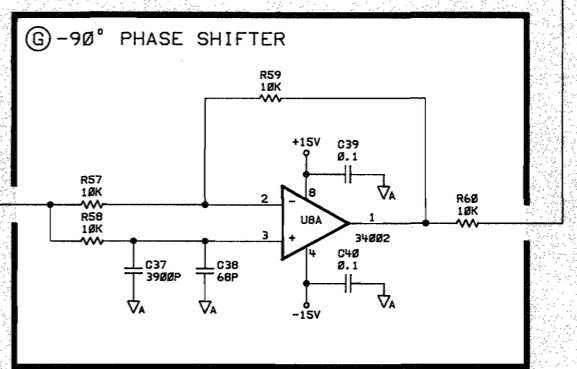
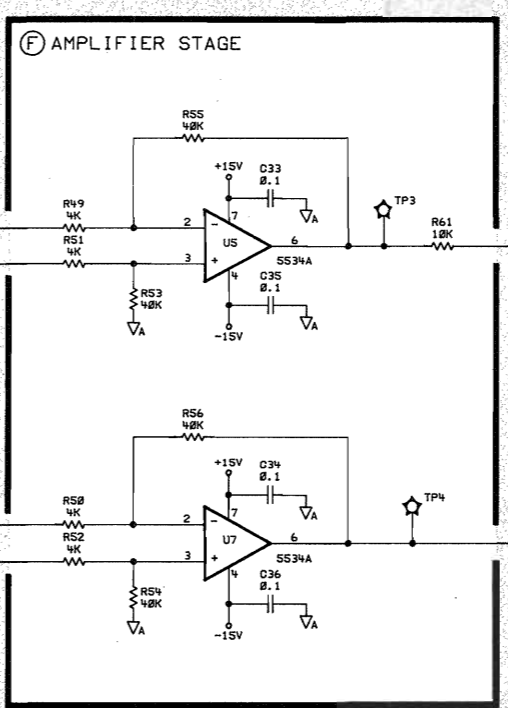
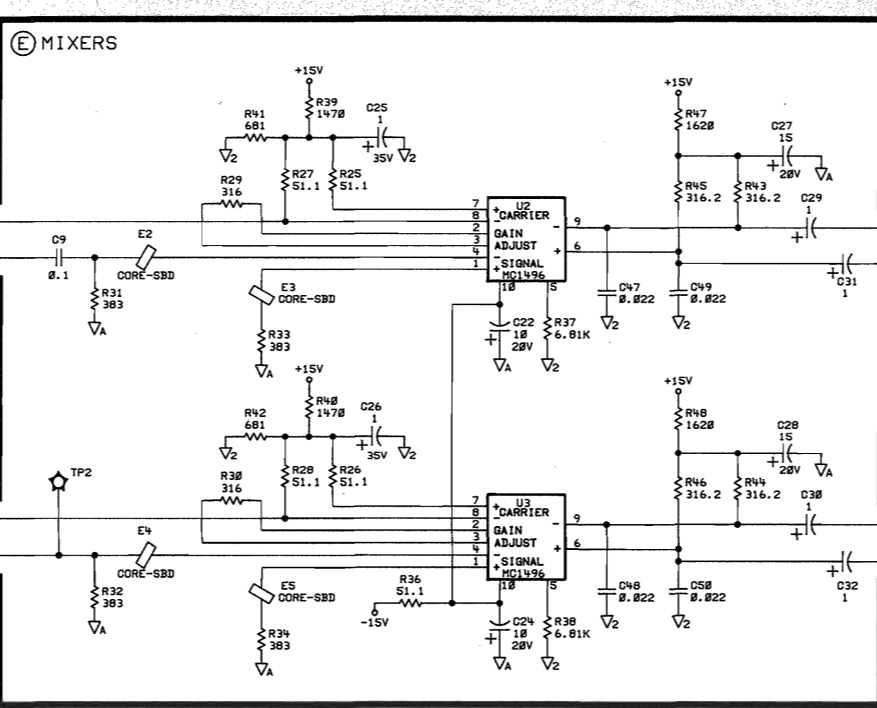
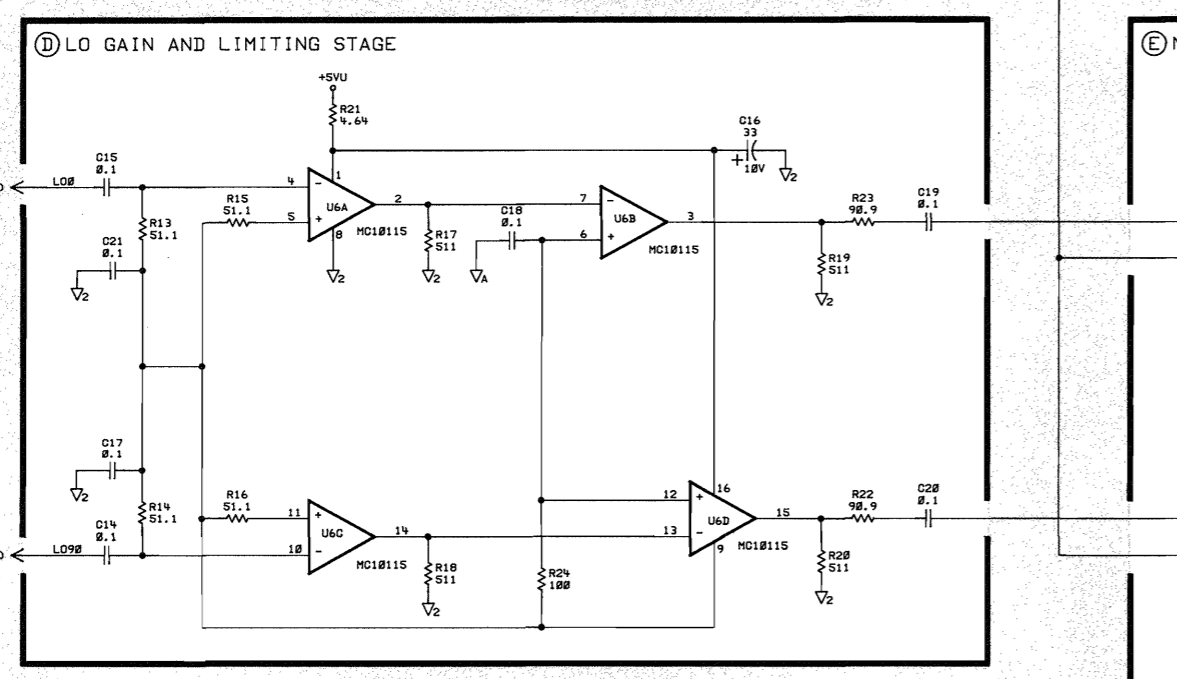
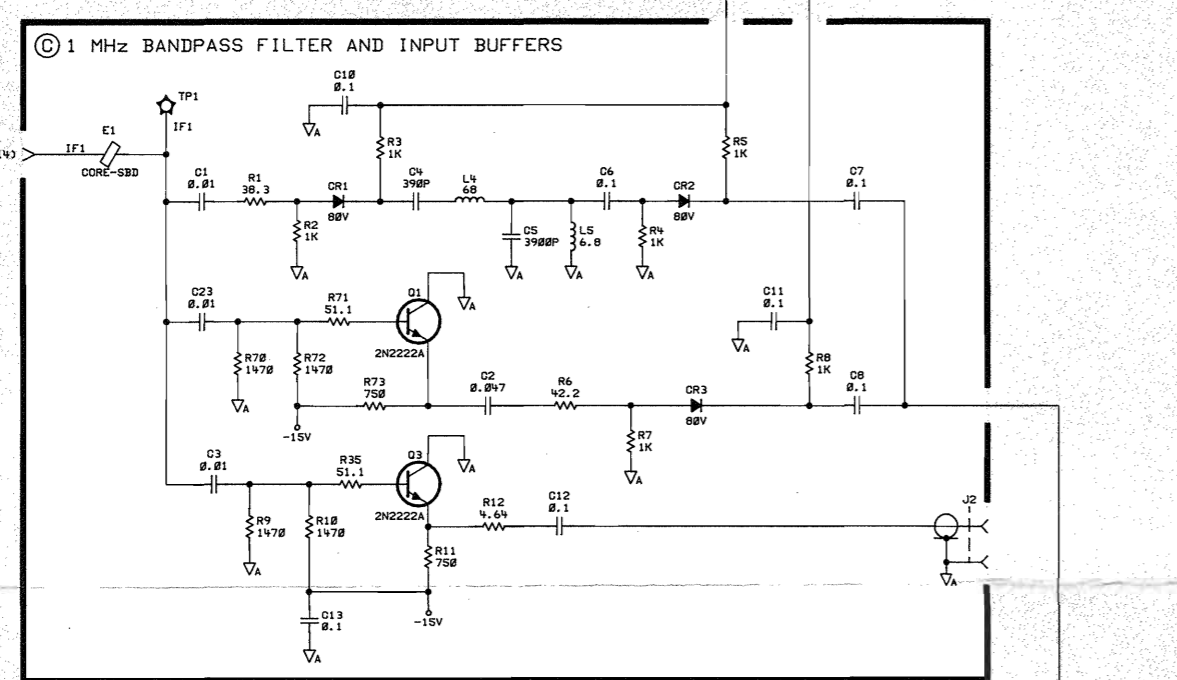
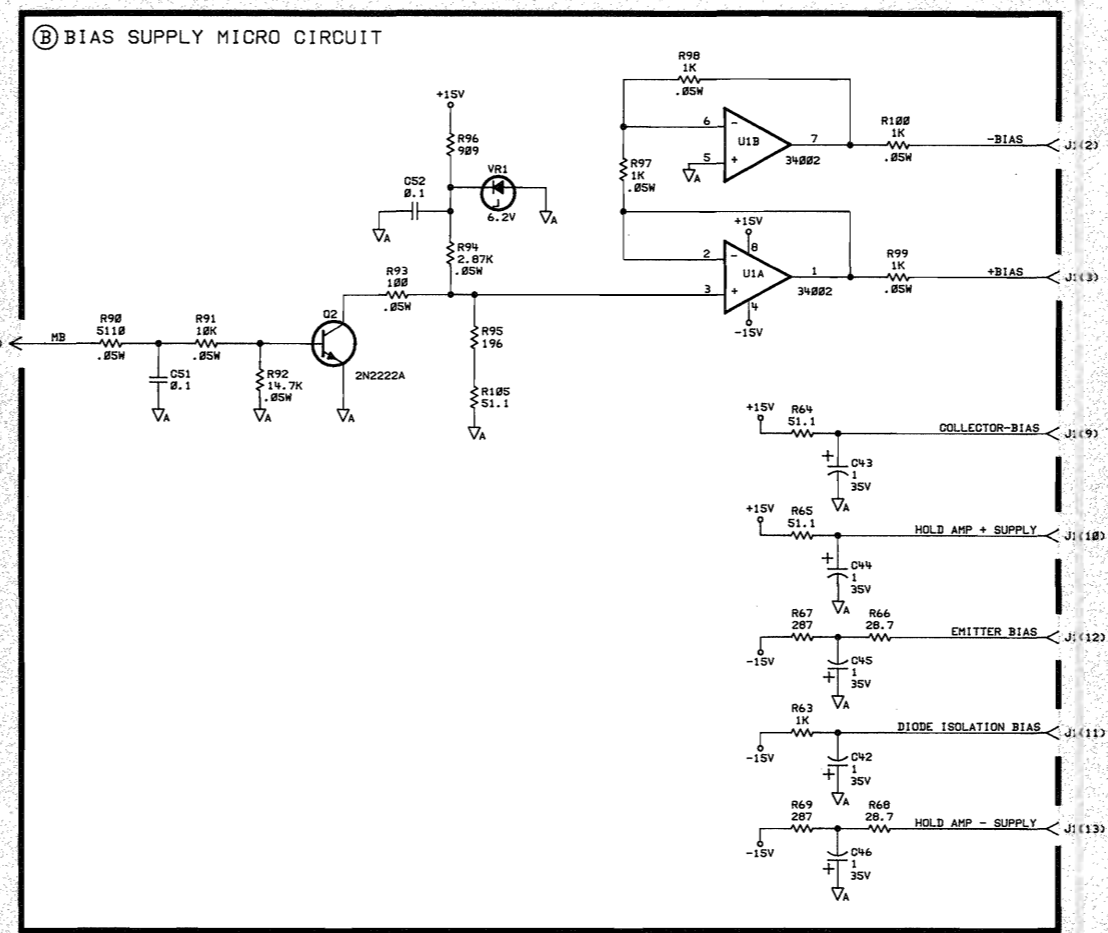
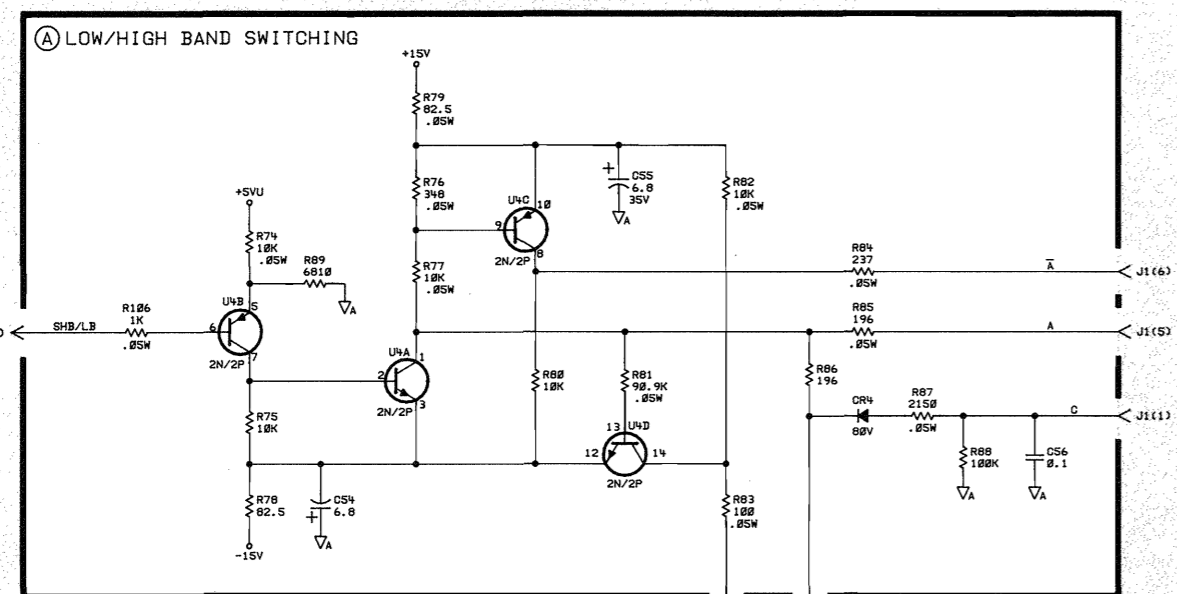
Reference Designation	HP Part Number	C D	Qty	Description	Mfr Code	Mfr Part Number
R61	0698-6360	6	1	RESISTOR 10K \pm 0.1% .125W TF TC=0 \pm 25	19701	5033R
R62	0698-3157	3	1	RESISTOR 19.6K \pm 1% .125W TF TC=0 \pm 100	19701	SFR25H
R63	0757-0280	3	1	RESISTOR 1K \pm 1% .125W TF TC=0 \pm 100	19701	SFR25H
R64	0757-0394	0	1	RESISTOR 51.1 \pm 1% .125W TF TC=0 \pm 100	19701	SFR25H
R65	0757-0394	0	1	RESISTOR 51.1 \pm 1% .125W TF TC=0 \pm 100	19701	SFR25H
R66	0698-3433	8	1	RESISTOR 28.7 \pm 1% .125W TF TC=0 \pm 100	19701	SFR25H
R67	0698-3443	0	1	RESISTOR 28.7 \pm 1% .125W TF TC=0 \pm 100	19701	SFR25H
R68	0698-3433	8	1	RESISTOR 28.7 \pm 1% .125W TF TC=0 \pm 100	19701	SFR25H
R69	0698-3443	0	1	RESISTOR 28.7 \pm 1% .125W TF TC=0 \pm 100	19701	SFR25H
R70	0757-1094	9	1	RESISTOR 1.47K \pm 1% .125W TF TC=0 \pm 100	19701	SFR25H
R71	0757-0394	0	1	RESISTOR 51.1 \pm 1% .125W TF TC=0 \pm 100	19701	SFR25H
R72	0757-1094	9	1	RESISTOR 1.47K \pm 1% .125W TF TC=0 \pm 100	19701	SFR25H
R73	0757-0420	3	1	RESISTOR 750 \pm 1% .125W TF TC=0 \pm 100	19701	SFR25H
R74	0698-7260	7	1	RESISTOR 10K \pm 1% .05W TF TC=0 \pm 100	19701	5063J
R75	0698-7260	7	1	RESISTOR 10K \pm 1% .05W TF TC=0 \pm 100	19701	5063J
R76	0698-7225	4	1	RESISTOR 348 \pm 1% .05W TF TC=0 \pm 100	19701	5063J
R77	0698-7260	7	1	RESISTOR 10K \pm 1% .05W TF TC=0 \pm 100	19701	5063J
R78	0698-7210	7	1	RESISTOR 82.5 \pm 1% .05W TF TC=0 \pm 100	19701	5063J
R79	0698-7210	7	1	RESISTOR 82.5 \pm 1% .05W TF TC=0 \pm 100	19701	5063J
R80	0698-7260	7	1	RESISTOR 10K \pm 1% .05W TF TC=0 \pm 100	19701	5063J
R81	0698-7283	4	1	RESISTOR 90.9K \pm 1% .05W TF TC=0 \pm 100	19701	5023R
R82	0698-7260	7	1	RESISTOR 10K \pm 1% .05W TF TC=0 \pm 100	19701	5063J
R83	0698-7212	9	1	RESISTOR 100 \pm 1% .05W TF TC=0 \pm 100	19701	5063J
R84	0698-7221	0	1	RESISTOR 237 \pm 1% .05W TF TC=0 \pm 100	19701	5063J
R85	0698-7219	6	1	RESISTOR 196 \pm 1% .05W TF TC=0 \pm 100	19701	5063J
R86	0698-7219	6	1	RESISTOR 196 \pm 1% .05W TF TC=0 \pm 100	19701	5063J
R87	0698-7244	7	1	RESISTOR 2.15K \pm 1% .05W TF TC=0 \pm 100	19701	5063J
R88	0698-7279	8	1	RESISTOR 61.9K \pm 1% .05W TF TC=0 \pm 100	19701	5023R
R89	0757-0439	4	1	RESISTOR 6.81K \pm 1% .125W TF TC=0 \pm 100	19701	SFR25H
R90	0698-7253	8	1	RESISTOR 5.11K \pm 1% .05W TF TC=0 \pm 100	19701	5063J
R91	0698-7260	7	1	RESISTOR 10K \pm 1% .05W TF TC=0 \pm 100	19701	5063J
R92	0698-7264	1	1	RESISTOR 14.7K \pm 1% .05W TF TC=0 \pm 100	19701	5063J
R93	0698-7212	9	1	RESISTOR 100 \pm 1% .05W TF TC=0 \pm 100	19701	5063J
R94	0698-7247	0	1	RESISTOR 2.87K \pm 1% .05W TF TC=0 \pm 100	19701	5063J
R95	0698-7219	6	1	RESISTOR 196 \pm 1% .05W TF TC=0 \pm 100	19701	5063J
R96	0698-7235	6	1	RESISTOR 909 \pm 1% .05W TF TC=0 \pm 100	19701	5063J
R97	0698-7236	7	1	RESISTOR 1K \pm 1% .05W TF TC=0 \pm 100	19701	5063J
R98	0698-7236	7	1	RESISTOR 1K \pm 1% .05W TF TC=0 \pm 100	19701	5063J
R99	0698-7236	7	1	RESISTOR 1K \pm 1% .05W TF TC=0 \pm 100	19701	5063J
R100	0698-7236	7	1	RESISTOR 1K \pm 1% .05W TF TC=0 \pm 100	19701	5063J
R105	0698-7205	0	1	RESISTOR 51.1 \pm 1% .05W TF TC=0 \pm 100	19701	5063J
R106	0698-7236	7	1	RESISTOR 1K \pm 1% .05W TF TC=0 \pm 100	19701	5063J
TP1	0360-2359	0	1	TERMINAL TEST PT	4G819	230.100
TP2	0360-2359	0	1	TERMINAL TEST PT	4G819	230.100
TP3	0360-2359	0	1	TERMINAL TEST PT	4G819	230.100
TP4	0360-2359	0	1	TERMINAL TEST PT	4G819	230.100
TP5	0360-2359	0	1	TERMINAL TEST PT	4G819	230.100
U1	1826-0785	1	1	IC OP AMP LOW-BIAS-H-IMPED DUAL 8-DIP-C	04713	MC34002BU
U2	1820-0427	6	1	IC MODULATOR TO-100 PKG	04713	MC1496G
U3	1820-0427	6	1	IC MODULATOR TO-100 PKG	04713	MC1496G
U4	1858-0086	2	1	TRANSISTOR ARRAY 14-PIN PLSTC TO-116	04713	MPQ6700
U5	1826-0783	9	1	IC OP AMP LOW-NOISE 8-DIP-C PKG	18324	NE5534AFE
U6	1820-3666	1	1	IC RCVR ECL LINE RCVR QUAD	04713	MC10115P
U7	1826-0783	9	1	IC OP AMP LOW-NOISE 8-DIP-C PKG	18324	NE5534AFE
U8	1826-0785	1	1	IC OP AMP LOW-BIAS-H-IMPED DUAL 8-DIP-C	04713	MC34002BU
VR1	1902-0686	3	1	DIODE-ZNR 6.2V 2% DO-7 PD=.4W TC=+.002%	04713	1N825
W1	8151-0012	3		WIRE 20AWG 1X20	16428	8020
W2	8151-0012	3		WIRE 20AWG 1X20	16428	8020
W3	8151-0012	3		WIRE 20AWG 1X20	16428	8020
W4	8151-0012	3		WIRE 20AWG 1X20	16428	8020
W5	8151-0012	3		WIRE 20AWG 1X20	16428	8020



08753-60087

Component Location Diagram

8 7 6 5 4 3 2 1



NOTES: UNLESS OTHERWISE SPECIFIED.
 1. ALL RESISTOR VALUES ARE IN OHMS, 1% - 12%
 2. ALL CAPACITOR VALUES ARE IN MICROFARADS
 3. ALL INDUCTOR VALUES ARE IN MICROHENRIES.

REFERENCE DESIGNATORS	
LAST USED	NOT USED
C59	C53
CR1	
ES	
LE	
LE	
LE	
O3	
R186	R181-189
TFS	
UB	
V1	

8 7 6 5 4 3 2 1

A7 Pulse Generator Assembly

Part Number 08753-60007

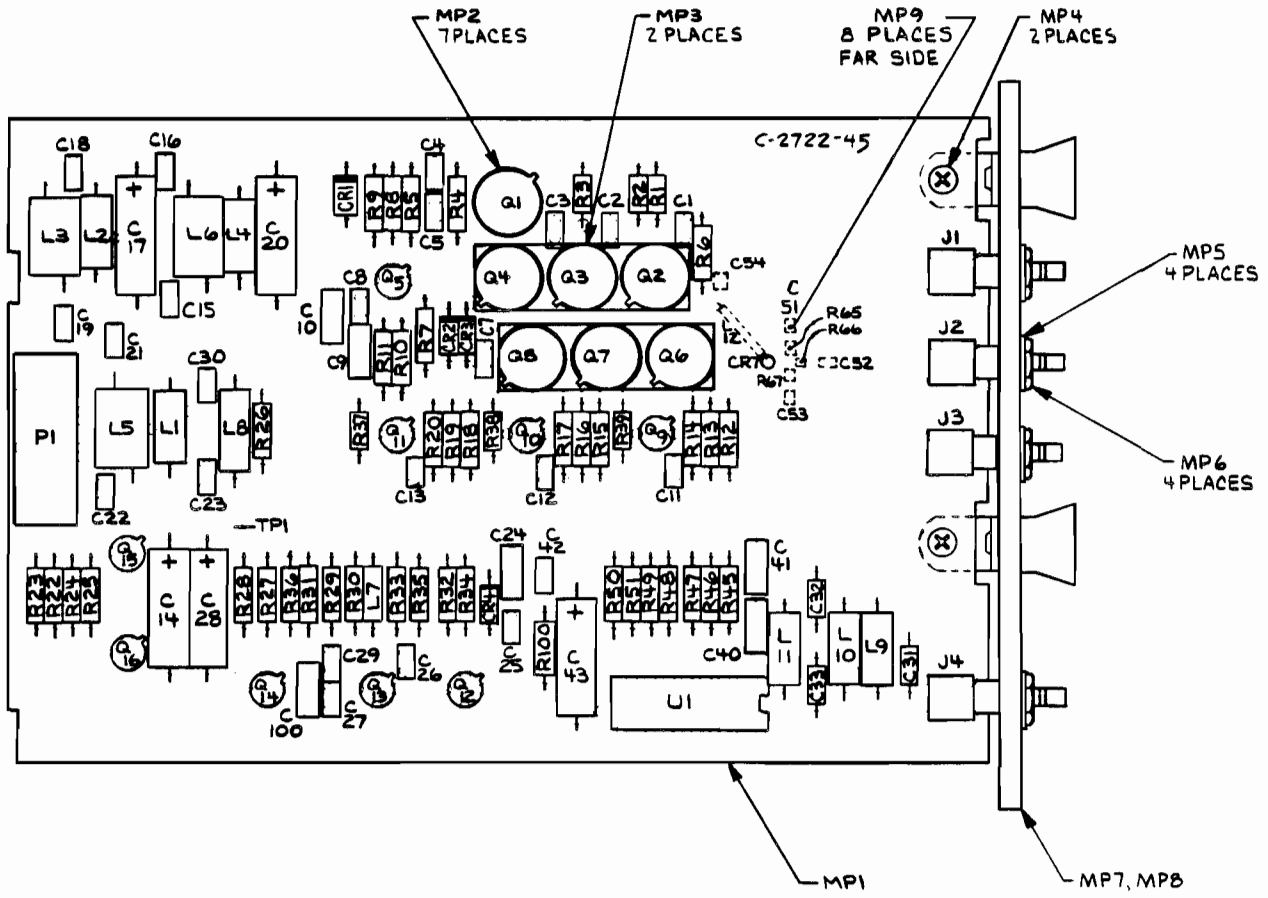
This section contains the replaceable parts list, component location diagram, and circuit schematic for the A7 pulse generator assembly, HP part number 08753-60007.

Replaceable Parts List for A7 Pulse Generator Assembly, part number 08753-60007 (1 of 2)

Reference Designation	HP Part Number	C D	Qty	Description	Mfr Code	Mfr Part Number
	08753-60007	5	1	BD AY-PULSE GEN	28480	08753-60007
C1	0160-0575	4	1	CAP-FXD 0.047uF 50 V	04222	SR205C473MAAH
C2	0160-0575	4	1	CAP-FXD 0.047uF 50 V	04222	SR205C473MAAH
C3	0160-0575	4	1	CAP-FXD 0.047uF 50 V	04222	SR205C473MAAH
C4	0160-0575	4	1	CAP-FXD 0.047uF 50 V	04222	SR205C473MAAH
C5	0160-0575	4	1	CAP-FXD 0.047uF 50 V	04222	SR205C473MAAH
C7	0160-0575	4	1	CAP-FXD 0.047uF 50 V	04222	SR205C473MAAH
C8	0160-0575	4	1	CAP-FXD 0.047uF 50 V	04222	SR205C473MAAH
C9	0160-4084	8	1	CAP-FXD 0.1uF 50 V	56289	1C20X7R104M050B
C10	0160-4084	8	1	CAP-FXD 0.1uF 50 V	56289	1C20X7R104M050B
C11	0160-0575	4	1	CAP-FXD 0.047uF 50 V	04222	SR205C473MAAH
C12	0160-0575	4	1	CAP-FXD 0.047uF 50 V	04222	SR205C473MAAH
C13	0160-0575	4	1	CAP-FXD 0.047uF 50 V	04222	SR205C473MAAH
C14	0180-0100	3	1	CAP-FXD 4.7uF 35 V TA	56289	150D475X9035B2-DYS
C15	0160-0575	4	1	CAP-FXD 0.047uF 50 V	04222	SR205C473MAAH
C16	0160-0575	4	1	CAP-FXD 0.047uF 50 V	04222	SR205C473MAAH
C17	0180-0228	6	1	CAP-FXD 22uF 15 V TA	56289	150D226X9015B2-DYS
C18	0160-0575	4	1	CAP-FXD 0.047uF 50 V	04222	SR205C473MAAH
C19	0160-0575	4	1	CAP-FXD 0.047uF 50 V	04222	SR205C473MAAH
C20	0180-0228	6	1	CAP-FXD 22uF 15 V TA	56289	150D226X9015B2-DYS
C21	0160-0575	4	1	CAP-FXD 0.047uF 50 V	04222	SR205C473MAAH
C22	0160-0575	4	1	CAP-FXD 0.047uF 50 V	04222	SR205C473MAAH
C23	0160-0575	4	1	CAP-FXD 0.047uF 50 V	04222	SR205C473MAAH
C24	0160-4084	8	1	CAP-FXD 0.1uF 50 V	56289	1C20X7R104M050B
C25	0160-0575	4	1	CAP-FXD 0.047uF 50 V	04222	SR205C473MAAH
C26	0160-4490	0	1	CAP-FXD 1.8pF 200 V		FD12C0G2D1R8C
C27	0160-0575	4	1	CAP-FXD 0.047uF 50 V	04222	SR205C473MAAH
C28	0180-0100	3	1	CAP-FXD 4.7uF 35 V TA	56289	150D475X9035B2-DYS
C29	0160-0575	4	1	CAP-FXD 0.047uF 50 V	04222	SR205C473MAAH
C30	0160-0575	4	1	CAP-FXD 0.047uF 50 V	04222	SR205C473MAAH
C31	0160-4802	8	1	CAP-FXD 82pF 100 V	04222	SA102A820JAAH
C32	0160-4814	2	1	CAP-FXD 150pF 100 V	04222	SA101A151JAAH
C33	0160-4802	8	1	CAP-FXD 82pF 100 V	04222	SA102A820JAAH
C40	0160-4084	8	1	CAP-FXD 0.1uF 50 V	56289	1C20X7R104M050B
C41	0160-4084	8	1	CAP-FXD 0.1uF 50 V	56289	1C20X7R104M050B
C43	0180-0228	6	1	CAP-FXD 22uF 15 V TA	56289	150D226X9015B2-DYS
C51	0160-4226	0	1	CAPACITOR-FXD 2.2PF ± .25PF 100VDC CER	8M498	101R15NR2CW4
C52	0160-4226	0	1	CAPACITOR-FXD 2.2PF ± .25PF 100VDC CER	8M498	101R15NR2CW4
C53	0160-4226	0	1	CAPACITOR-FXD 2.2PF ± .25PF 100VDC CER	8M498	101R15NR2CW4
C54	0160-5997	4	1	CAPACITOR-FXD 22PF ± 5% 50VDC CER 0 ± 30		C3216CH1H220J
C100	0160-4535	4	1	CAP-FXD 1uF 50 V		RPE113-130X7R105K50V
CR1	1901-0050	3	1	DIODE-SWITCHING 80V 200MA 2NS DO-35	9N171	1N4150
CR2	1901-0050	3	1	DIODE-SWITCHING 80V 200MA 2NS DO-35	9N171	1N4150
CR3	1901-0050	3	1	DIODE-SWITCHING 80V 200MA 2NS DO-35	9N171	1N4150
CR4	1901-0050	3	1	DIODE-SWITCHING 80V 200MA 2NS DO-35	9N171	1N4150
CR7	1901-1193	7	1	DIODE-STEP RECOVERY	28480	5082-0830
J1	1250-1512	3	1	CONNECTOR-RF SMB M PC 50-OHM	98291	51-353-0039-226
J2	1250-1512	3	1	CONNECTOR-RF SMB M PC 50-OHM	98291	51-353-0039-226
J3	1250-1512	3	1	CONNECTOR-RF SMB M PC 50-OHM	98291	51-353-0039-226
J4	1250-1512	3	1	CONNECTOR-RF SMB M PC 50-OHM	98291	51-353-0039-226
L1	9100-0539	3	1	INDUCTOR RF-CH-MLD 10UH ± 5% .156D-INX.3	24226	15M102J
L2	9100-0539	3	1	INDUCTOR RF-CH-MLD 10UH ± 5% .156D-INX.3	24226	15M102J
L3	9100-1788	6	1	CORE-FERRITE CHOKE-WIDEBAND IMP-680	02114	VK200 20/4B
L4	9100-0539	3	1	INDUCTOR RF-CH-MLD 10UH ± 5% .156D-INX.3	24226	15M102J
L5	9100-1788	6	1	CORE-FERRITE CHOKE-WIDEBAND IMP-680	02114	VK200 20/4B
L6	9100-1788	6	1	CORE-FERRITE CHOKE-WIDEBAND IMP-680	02114	VK200 20/4B
L7	9135-0073	3	1	INDUCTOR RF-CH-MLD 51NH ± 6.596% 2.6D-MM	06560	
L8	9140-0137	1	1	INDUCTOR RF-CH-MLD 1MH ± 5% .2D-INX.45LG	99800	2500-28
L9	9140-0451	2	1	INDUCTOR RF-CH-MLD 390NH ± 5% .166D-INX.	24226	15M390J
L10	9100-3911	1	1	INDUCTOR RF-CH-MLD 220NH ± 5% .166D-INX.	24226	15M220J
L11	9140-0451	2	1	INDUCTOR RF-CH-MLD 390NH ± 5% .166D-INX.	24226	15M390J
L12	08753-20047	9	1	INDUCTOR-PLS GEN	28480	08753-20047
MP1	08753-20007	1	1	BD-PULSE GEN	28480	08753-20007
MP2	1200-0173	5	7	INSULATOR-XSTR DAP-GL	07047	A-10001 DAP
MP3	08753-00037	5	2	BRIDGE-THERMAL	28480	08753-00037
MP4	2200-0101	0	2	SCREW-MACH 4-40 .188-IN-LG PAN-HD-POZI		77250
MP5	2190-0124	4	4	WASHER-LK INTL T NO. .195-IN-ID	98291	3002-26
MP6	2950-0078	9	4	NUT-HEX-DBL-CHAM 10-32-THD .067-IN-THK	74163	500220
MP7	5021-5364	0	1	COVER-PULSE GEN	28480	5021-5364
MP8	8160-0512	7	1	RFID STRIP CNDCT-ELSTMR .062-IN-WD	18565	10-05-4699-1285 CHO-SEAL

Replaceable Parts List for A7 Pulse Generator Assembly, part number 08753-60007 (2 of 2)

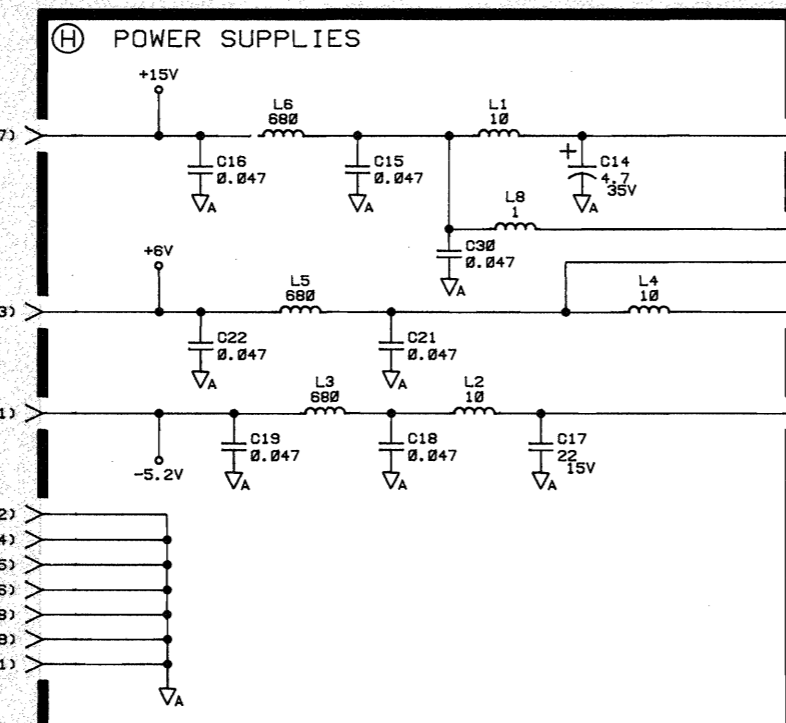
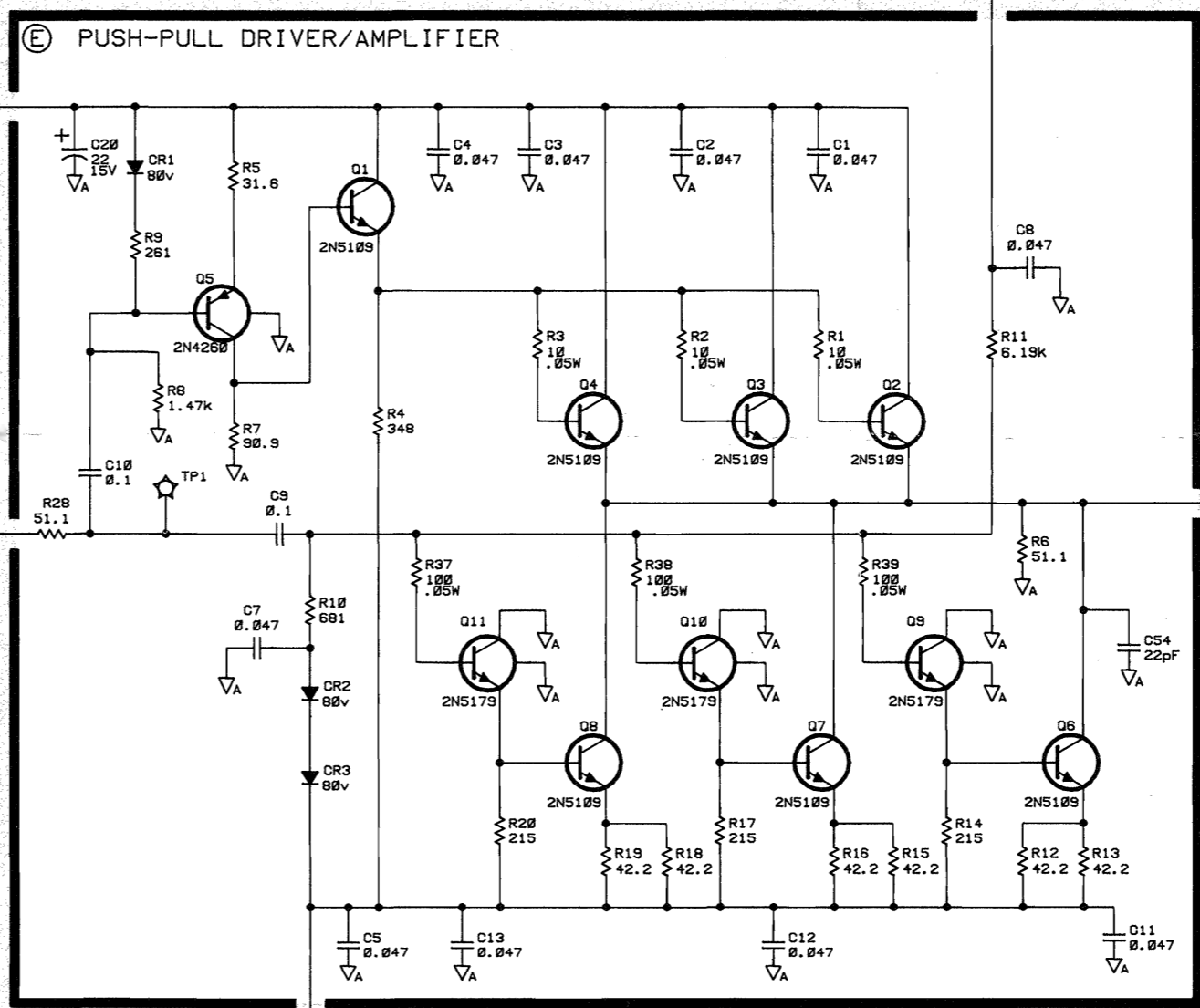
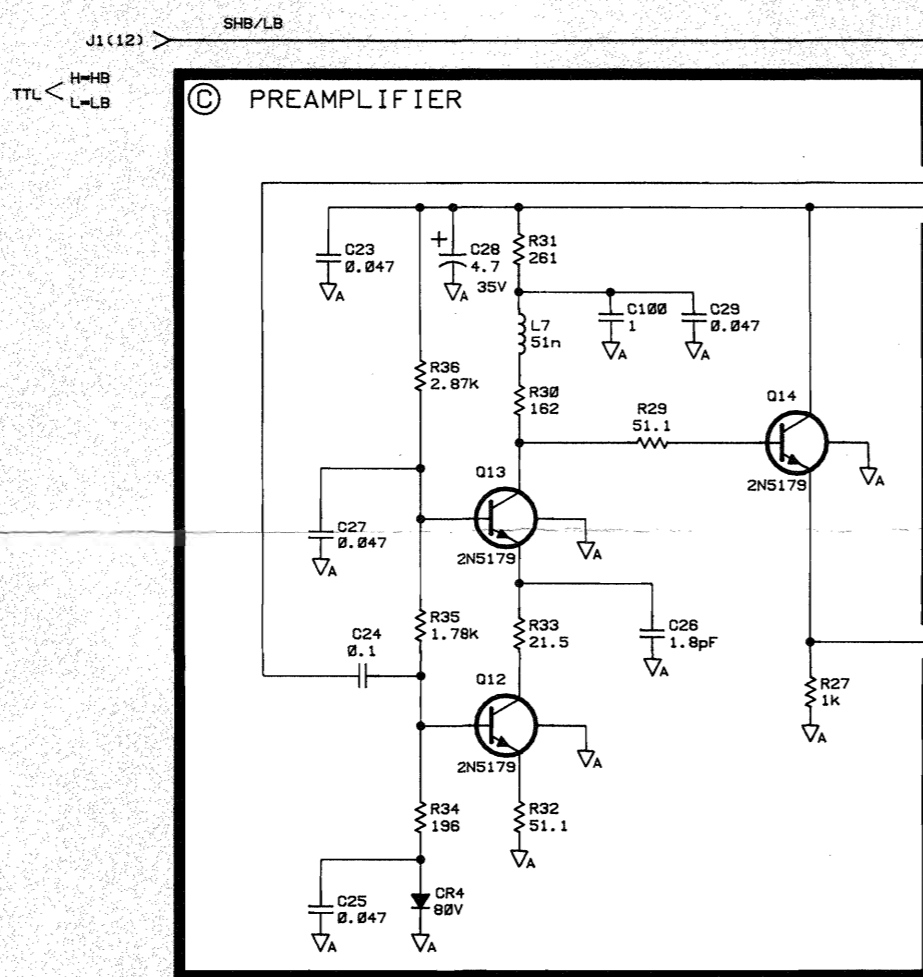
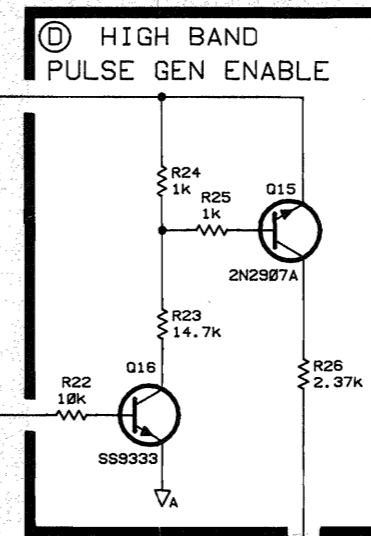
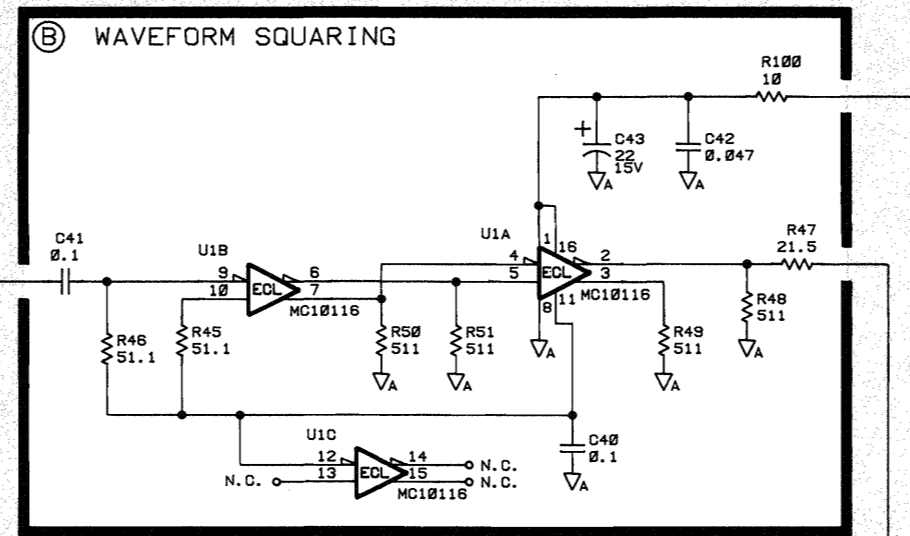
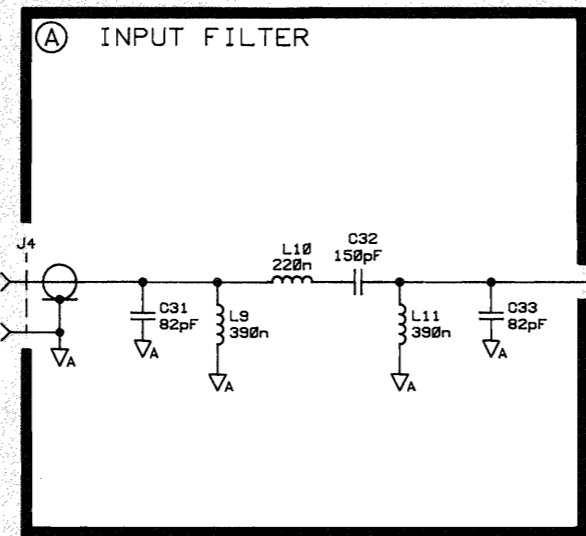
Reference Designation	HP Part Number	C D	Qty	Description	Mfr Code	Mfr Part Number
MP9	0470-1508	2		ADHESIVE ABLESTIK ABLEBOND 77-1S EPXY 1P	21109	ABLEBOND 77-1S
P1	1251-8730	3	1	CONN-POST TYPE .100-PIN-SPCG 12-CONT	00779	534204-2
Q1	1854-0378	7	1	TRANSISTOR NPN 2N5109 SI TO-39 PD=800MW	04713	2N5109
Q2	1854-0378	7	1	TRANSISTOR NPN 2N5109 SI TO-39 PD=800MW	04713	2N5109
Q3	1854-0378	7	1	TRANSISTOR NPN 2N5109 SI TO-39 PD=800MW	04713	2N5109
Q4	1854-0378	7	1	TRANSISTOR NPN 2N5109 SI TO-39 PD=800MW	04713	2N5109
Q5	1853-0018	0	1	TRANSISTOR PNP SI TO-72 PD=200MW FT=1GHZ	04713	2N5109
Q6	1854-0378	7	1	TRANSISTOR NPN 2N5109 SI TO-39 PD=800MW	04713	2N5109
Q7	1854-0378	7	1	TRANSISTOR NPN 2N5109 SI TO-39 PD=800MW	04713	2N5109
Q8	1854-0378	7	1	TRANSISTOR NPN 2N5109 SI TO-39 PD=800MW	04713	2N5109
Q9	1854-0345	8	1	TRANSISTOR NPN 2N5179 SI TO-72 PD=200MW	04713	2N5179
Q10	1854-0345	8	1	TRANSISTOR NPN 2N5179 SI TO-72 PD=200MW	04713	2N5179
Q11	1854-0345	8	1	TRANSISTOR NPN 2N5179 SI TO-72 PD=200MW	04713	2N5179
Q12	1854-0345	8	1	TRANSISTOR NPN 2N5179 SI TO-72 PD=200MW	04713	2N5179
Q13	1854-0345	8	1	TRANSISTOR NPN 2N5179 SI TO-72 PD=200MW	04713	2N5179
Q14	1854-0345	8	1	TRANSISTOR NPN 2N5179 SI TO-72 PD=200MW	04713	2N5179
Q15	1853-0281	9	1	TRANSISTOR PNP 2N2907A SI TO-18 PD=400MW	04713	2N2907A
Q16	1854-0404	0	1	TRANSISTOR NPN SI TO-18 PD=360MW	04713	
R1	0698-7188	8	1	RESISTOR 10 ± 1% .05W TF TC=0 ± 100	19701	5063J
R2	0698-7188	8	1	RESISTOR 10 ± 1% .05W TF TC=0 ± 100	19701	5063J
R3	0698-7188	8	1	RESISTOR 10 ± 1% .05W TF TC=0 ± 100	19701	5063J
R4	0698-3445	2	1	RESISTOR 348 ± 1% .125W TF TC=0 ± 100	19701	SFR25H
R5	0757-0180	2	1	RESISTOR 31.6 ± 1% .125W TF TC=0 ± 100	19701	SFR25H
R6	0757-0394	0	1	RESISTOR 51.1 ± 1% .125W TF TC=0 ± 100	19701	SFR25H
R7	0757-0400	9	1	RESISTOR 90.9 ± 1% .125W TF TC=0 ± 100	19701	SFR25H
R8	0757-1094	9	1	RESISTOR 1.47K ± 1% .125W TF TC=0 ± 100	19701	SFR25H
R9	0698-3132	4	1	RESISTOR 261 ± 1% .125W TF TC=0 ± 100	19701	SFR25H
R10	0757-0419	0	1	RESISTOR 681 ± 1% .125W TF TC=0 ± 100	19701	SFR25H
R11	0757-0290	5	1	RESISTOR 6.19K ± 1% .125W TF TC=0 ± 100	19701	SFR25H
R12	0757-0316	6	1	RESISTOR 42.2 ± 1% .125W TF TC=0 ± 100	19701	SFR25H
R13	0757-0316	6	1	RESISTOR 42.2 ± 1% .125W TF TC=0 ± 100	19701	SFR25H
R14	0698-3441	8	1	RESISTOR 215 ± 1% .125W TF TC=0 ± 100	19701	SFR25H
R15	0757-0316	6	1	RESISTOR 42.2 ± 1% .125W TF TC=0 ± 100	19701	SFR25H
R16	0757-0316	6	1	RESISTOR 42.2 ± 1% .125W TF TC=0 ± 100	19701	SFR25H
R17	0698-3441	8	1	RESISTOR 215 ± 1% .125W TF TC=0 ± 100	19701	SFR25H
R18	0757-0316	6	1	RESISTOR 42.2 ± 1% .125W TF TC=0 ± 100	19701	SFR25H
R19	0757-0316	6	1	RESISTOR 42.2 ± 1% .125W TF TC=0 ± 100	19701	SFR25H
R20	0698-3441	8	1	RESISTOR 215 ± 1% .125W TF TC=0 ± 100	19701	SFR25H
R22	0757-0442	9	1	RESISTOR 10K ± 1% .125W TF TC=0 ± 100	19701	SFR25H
R23	0698-3156	2	1	RESISTOR 14.7K ± 1% .125W TF TC=0 ± 100	19701	SFR25H
R24	0757-0280	3	1	RESISTOR 1K ± 1% .125W TF TC=0 ± 100	19701	SFR25H
R25	0757-0280	3	1	RESISTOR 1K ± 1% .125W TF TC=0 ± 100	19701	SFR25H
R26	0698-3150	6	1	RESISTOR 2.37K ± 1% .125W TF TC=0 ± 100	19701	SFR25H
R27	0757-0280	3	1	RESISTOR 1K ± 1% .125W TF TC=0 ± 100	19701	SFR25H
R28	0757-0394	0	1	RESISTOR 51.1 ± 1% .125W TF TC=0 ± 100	19701	SFR25H
R29	0757-0394	0	1	RESISTOR 51.1 ± 1% .125W TF TC=0 ± 100	19701	SFR25H
R30	0757-0405	4	1	RESISTOR 162 ± 1% .125W TF TC=0 ± 100	19701	SFR25H
R31	0698-3132	4	1	RESISTOR 261 ± 1% .125W TF TC=0 ± 100	19701	SFR25H
R32	0757-0394	0	1	RESISTOR 51.1 ± 1% .125W TF TC=0 ± 100	19701	SFR25H
R33	0698-3430	5	1	RESISTOR 21.5 ± 1% .125W TF TC=0 ± 100	19701	SFR25H
R34	0698-3440	7	1	RESISTOR 196 ± 1% .125W TF TC=0 ± 100	19701	SFR25H
R35	0757-0278	9	1	RESISTOR 1.78K ± 1% .125W TF TC=0 ± 100	19701	SFR25H
R36	0698-3151	7	1	RESISTOR 2.87K ± 1% .125W TF TC=0 ± 100	19701	SFR25H
R37	0698-7212	9	1	RESISTOR 100 ± 1% .05W TF TC=0 ± 100	19701	5063J
R38	0698-7212	9	1	RESISTOR 100 ± 1% .05W TF TC=0 ± 100	19701	5063J
R39	0698-7212	9	1	RESISTOR 100 ± 1% .05W TF TC=0 ± 100	19701	5063J
R45	0757-0394	0	1	RESISTOR 51.1 ± 1% .125W TF TC=0 ± 100	19701	SFR25H
R46	0757-0394	0	1	RESISTOR 51.1 ± 1% .125W TF TC=0 ± 100	19701	SFR25H
R47	0698-3430	5	1	RESISTOR 21.5 ± 1% .125W TF TC=0 ± 100	19701	SFR25H
R48	0757-0416	7	1	RESISTOR 511 ± 1% .125W TF TC=0 ± 100	19701	SFR25H
R49	0757-0416	7	1	RESISTOR 511 ± 1% .125W TF TC=0 ± 100	19701	SFR25H
R50	0757-0416	7	1	RESISTOR 511 ± 1% .125W TF TC=0 ± 100	19701	SFR25H
R51	0757-0416	7	1	RESISTOR 511 ± 1% .125W TF TC=0 ± 100	19701	SFR25H
R65	0698-8382	6	1	RESISTOR 25 ± 5% .25W TKF TC=0 ± 150	8M498	RC3A250J150
R66	0698-8382	6	1	RESISTOR 25 ± 5% .25W TKF TC=0 ± 150	8M498	RC3A250J150
R67	0698-8382	6	1	RESISTOR 25 ± 5% .25W TKF TC=0 ± 150	8M498	RC3A250J150
R100	0757-0346	2	1	RESISTOR 10 ± 1% .125W TF TC=0 ± 100	91637	CMF-55-1, T-1
TP1	0360-2359	0	1	TERMINAL TEST PT	4G819	230.100
U1	1820-1308	4	1	IC RCVR ECL LINE RCVR TPL 2-INP	04713	MC10116L



NOTES: UNLESS OTHERWISE SPECIFIED
 1 ASSEMBLE PER HP PC DESIGN STANDARD, SECTION 410

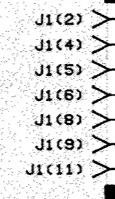
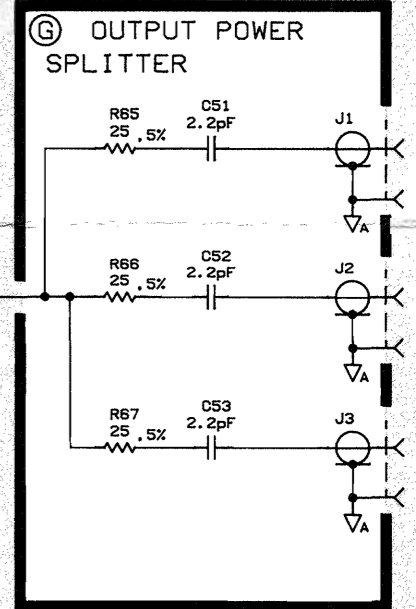
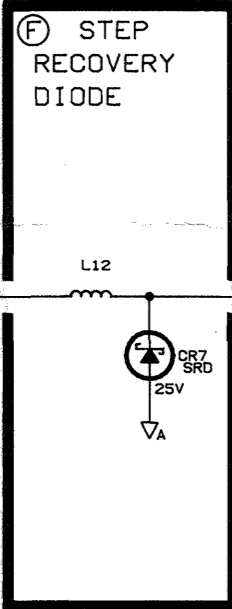
08753-60007

Component Location Diagram



NOTES: UNLESS OTHERWISE SPECIFIED.
 1. ALL RESISTOR VALUES ARE IN OHMS.
 2. ALL CAPACITOR VALUES ARE IN MICROFARADS.
 3. ALL INDUCTOR VALUES ARE IN MICROHENRIES.

REFERENCE DESIGNATORS	
LAST USED	NOT USED
C100, CR7, J4, L12, P1, Q18, R100, TP1, U1	CR, 34-39, C44-50, C55-59, C65, 6, R21, 40-44, R52-64, R68-99



BOARD ASSEMBLY PULSE GENERATOR (SCHEMATIC)		HEWLETT PACKARD 08753-60007 PART NUMBER
TITLE	SCALE	
SHEET OF		C-08753-60007-1

A8 Post-Regulator Assembly

Part Number 08753-60093 & 08753-60108

This section contains the replaceable parts list, component location diagram, and circuit schematic for two versions of the A8 Post-regulator assembly, HP part numbers 08753-60093 and 08753-60108.

Older HP 8753A/B network analyzers were shipped with the 08753-60108. These instruments also had a fan which pulled air into the instrument through a filter.

To improve cooling, the old fan was replaced with a new one which blows air out the back of the instrument. Since the new fan required different voltages, the 08753-60108 was replaced by the 08753-60093. The 08753-60108 is no longer produced.

If component-level repair on the 08753-60108 assembly is not successful, it must be replaced with an 08753-60093 (new) or 08753-69093 (rebuilt-exchange) assembly. Since the old fan is not specified to work at the voltages provided by the new A8 assembly, it is recommended that the fan be replaced at the same time. A fan replacement kit is available, HP part number 08753-60100.

For more information about these modifications, please see service note 8753A-11A.

Information in this document is subject to change without notice. The configuration of some assemblies may differ from that indicated in this document.

Replaceable Parts List for A8 Post-Regulator Assembly, part number 08753-60093 (1 of 5)

Reference Designation	HP Part Number	C D	Qty	Description	Mfr Code	Mfr Part Number
C1	08753-60093	9	1	BD AY-POST REGLT	28480	08753-60093
C2	0180-2505	6	1	CAP-FXD 1uF 75 V TA	56289	150D105X9075B2-DYS
C3	0160-4830	2	1	CAP-FXD 1uF 75 V TA	56289	150D105X9075B2-DYS
C4	0180-1743	2	1	CAP-FXD 2200pF 100 V	04222	SA101C222KAAH
C5	0180-1731	8	1	CAP-FXD 0.1uF 35 V TA	56289	150D104X9035A2-DYS
C6	0180-1731	8	1	CAP-FXD 4.7uF 50 V TA	56289	150D475X9050B2-DYS
C7	0180-0230	0	1	CAP-FXD 4.7uF 50 V TA	56289	150D475X9050B2-DYS
C8	0160-4830	2	1	CAP-FXD 1uF 50 V TA	56289	150D105X0050A2-DYS
C9	0180-0197	8	1	CAP-FXD 2200pF 100 V	04222	SA101C222KAAH
C10	0180-0116	1	1	CAP-FXD 2.2uF 20 V TA	56289	150D225X9020A2-DYS
C15	0180-0197	8	1	CAP-FXD 6.8uF 35 V TA	56289	150D685X9035B2-DYS
C16	0160-4830	2	1	CAP-FXD 2.2uF 20 V TA	56289	150D225X9020A2-DYS
C17	0180-0197	8	1	CAP-FXD 2200pF 100 V	04222	SA101C222KAAH
C18	0180-0230	0	1	CAP-FXD 2.2uF 20 V TA	56289	150D225X9020A2-DYS
C19	0180-0228	6	1	CAP-FXD 1uF 50 V TA	56289	150D105X0050A2-DYS
C20	0180-1731	8	1	CAP-FXD 22uF 15 V TA	56289	150D226X9015B2-DYS
C21	0160-4832	4	1	CAP-FXD 4.7uF 50 V TA	56289	150D475X9050B2-DYS
C22	0180-0230	0	1	CAPACITOR-FXD .01UF ± 10% 100VDC CER	04222	SA101C103KAAH
C23	0180-0197	8	1	CAP-FXD 1uF 50 V TA	56289	150D105X0050A2-DYS
C24	0180-1731	8	1	CAP-FXD 2.2uF 20 V TA	56289	150D225X9020A2-DYS
C29	0180-0230	0	1	CAP-FXD 4.7uF 50 V TA	56289	150D475X9050B2-DYS
C31	0180-0230	0	1	CAP-FXD 1uF 50 V TA	56289	150D105X0050A2-DYS
C32	0180-0116	1	1	CAP-FXD 1uF 50 V TA	56289	150D105X0050A2-DYS
C33	0180-0230	0	1	CAP-FXD 6.8uF 35 V TA	56289	150D685X9035B2-DYS
C34	0160-4830	2	1	CAP-FXD 1uF 50 V TA	56289	150D105X0050A2-DYS
C35	0180-0230	0	1	CAP-FXD 2200pF 100 V	04222	SA101C222KAAH
C36	0180-0116	1	1	CAP-FXD 1uF 50 V TA	56289	150D105X0050A2-DYS
C37	0180-0230	0	1	CAP-FXD 6.8uF 35 V TA	56289	150D685X9035B2-DYS
C38	0180-0230	0	1	CAP-FXD 1uF 50 V TA	56289	150D105X0050A2-DYS
C39	0160-4832	4	1	CAP-FXD 1uF 50 V TA	56289	150D105X0050A2-DYS
C40	0180-0116	1	1	CAPACITOR-FXD .01UF ± 10% 100VDC CER	04222	SA101C103KAAH
C41	0180-0230	0	1	CAP-FXD 6.8uF 35 V TA	56289	150D685X9035B2-DYS
C42	0180-0197	8	1	CAP-FXD 1uF 50 V TA	56289	150D105X0050A2-DYS
C43	0180-0230	0	1	CAP-FXD 2.2uF 20 V TA	56289	150D225X9020A2-DYS
C44	0160-4832	4	1	CAP-FXD 1uF 50 V TA	56289	150D105X0050A2-DYS
C45	0180-0230	0	1	CAPACITOR-FXD .01UF ± 10% 100VDC CER	04222	SA101C103KAAH
C46	0180-0228	6	1	CAP-FXD 1uF 50 V TA	56289	150D105X0050A2-DYS
C47	0180-0230	0	1	CAP-FXD 22uF 15 V TA	56289	150D226X9015B2-DYS
C49	0180-0230	0	1	CAP-FXD 1uF 50 V TA	56289	150D105X0050A2-DYS
C50	0180-0116	1	1	CAP-FXD 1uF 50 V TA	56289	150D105X0050A2-DYS
C51	0160-4832	4	1	CAP-FXD 6.8uF 35 V TA	56289	150D685X9035B2-DYS
C52	0180-0376	5	1	CAPACITOR-FXD .01UF ± 10% 100VDC CER	04222	SA101C103KAAH
C53	0180-0197	8	1	CAP-FXD 0.47uF 35 V TA	56289	150D474X9035A2-DYS
C54	0160-4835	7	1	CAP-FXD 2.2uF 20 V TA	56289	150D225X9020A2-DYS
C56	0180-0197	8	1	CAP-FXD 0.1uF 50 V	04222	SA115C104KAAH
C57	0160-4832	4	1	CAP-FXD 2.2uF 20 V TA	56289	150D225X9020A2-DYS
C58	0160-4832	4	1	CAPACITOR-FXD .01UF ± 10% 100VDC CER	04222	SA101C103KAAH
C59	0160-4831	3	1	CAPACITOR-FXD .01UF ± 10% 100VDC CER	04222	SA101C103KAAH
C60	0160-4832	4	1	CAP-FXD 4700pF 100 V	04222	SA101C472KAAH
C62	0160-4833	5	1	CAPACITOR-FXD .01UF ± 10% 100VDC CER	04222	SA101C103KAAH
C63	0160-4832	4	1	CAP-FXD 0.022uF 100 V	04222	SA201C223KAAH
C66	0160-4832	4	1	CAPACITOR-FXD .01UF ± 10% 100VDC CER	04222	SA101C103KAAH
C67	0160-4832	4	1	CAPACITOR-FXD .01UF ± 10% 100VDC CER	04222	SA101C103KAAH
C68	0160-4833	5	1	CAPACITOR-FXD .01UF ± 10% 100VDC CER	04222	SA101C103KAAH
CR1	1901-0743	1	1	CAP-FXD 0.022uF 100 V	04222	SA201C223KAAH
CR2	1901-0033	2	1	DIODE-PWR RECT 1N4004 400V 1A DO-41	28480	1901-0743
CR3	1901-1081	2	1	DIODE-GEN PRP 180V 200MA DO-35	9N171	1N645
CR4	1901-0033	2	1	DIODE-PWR RECT 100V 3A	04713	MR501
CR5	1901-1081	2	1	DIODE-GEN PRP 180V 200MA DO-35	9N171	1N645
CR6	1901-0033	2	1	DIODE-PWR RECT 100V 3A	04713	MR501
CR7	1901-0033	2	1	DIODE-GEN PRP 180V 200MA DO-35	9N171	1N645
CR8	1901-1081	2	1	DIODE-PWR RECT 180V 200MA DO-35	9N171	1N645
CR9	1901-0033	2	1	DIODE-GEN PRP 180V 200MA DO-35	9N171	1N645
CR10	1901-0743	1	1	DIODE-PWR RECT 100V 3A	04713	MR501
CR11	1901-0743	1	1	DIODE-PWR RECT 1N4004 400V 1A DO-41	28480	1901-0743
CR12	1901-0743	1	1	DIODE-PWR RECT 1N4004 400V 1A DO-41	28480	1901-0743
CR13	1901-1081	2	1	DIODE-GEN PRP 180V 200MA DO-35	9N171	1N645
CR15	1901-0743	1	1	DIODE-PWR RECT 100V 3A	04713	MR501
CR16	1901-0033	2	1	DIODE-PWR RECT 1N4004 400V 1A DO-41	28480	1901-0743
				DIODE-GEN PRP 180V 200MA DO-35	9N171	1N645

Replaceable Parts List for A8 Post-Regulator Assembly, part number 08753-60093 (2 of 5)

Reference Designation	HP Part Number	C	D	Qty	Description	Mfr Code	Mfr Part Number
CR18	1901-0743	1		1	DIODE-PWR RECT 1N4004 400V 1A DO-41	28480	1901-0743
CR19	1901-1081	2		1	DIODE-PWR RECT 100V 3A	04713	MR501
CR20	1901-0743	1		1	DIODE-PWR RECT 1N4004 400V 1A DO-41	28480	1901-0743
CR21	1901-0743	1		1	DIODE-PWR RECT 1N4004 400V 1A DO-41	28480	1901-0743
DS1	1990-0678	8		1	LED-LAMP LUM-INT = 800UCD IF = 30MA-MAX BVR =	28480	HLMP-6500 (SEL)
DS2	1990-0678	8		1	LED-LAMP LUM-INT = 800UCD IF = 30MA-MAX BVR =	28480	HLMP-6500 (SEL)
DS3	1990-0678	8		1	LED-LAMP LUM-INT = 800UCD IF = 30MA-MAX BVR =	28480	HLMP-6500 (SEL)
DS4	1990-0678	8		1	LED-LAMP LUM-INT = 800UCD IF = 30MA-MAX BVR =	28480	HLMP-6500 (SEL)
DS5	1990-0678	8		1	LED-LAMP LUM-INT = 800UCD IF = 30MA-MAX BVR =	28480	HLMP-6500 (SEL)
DS7	1990-0678	8		1	LED-LAMP LUM-INT = 800UCD IF = 30MA-MAX BVR =	28480	HLMP-6500 (SEL)
DS8	1990-0678	8		1	LED-LAMP LUM-INT = 800UCD IF = 30MA-MAX BVR =	28480	HLMP-6500 (SEL)
DS9	1990-0678	8		1	LED-LAMP LUM-INT = 800UCD IF = 30MA-MAX BVR =	28480	HLMP-6500 (SEL)
DS10	1990-0678	8		1	LED-LAMP LUM-INT = 800UCD IF = 30MA-MAX BVR =	28480	HLMP-6500 (SEL)
DS11	1990-0678	8		1	LED-LAMP LUM-INT = 800UCD IF = 30MA-MAX BVR =	28480	HLMP-6500 (SEL)
F1	2110-0047	2		1	FUSE 1A 125V NTD BI	16428	GMW-1
F2	2110-0476	1		1	FUSE 4A 125V NTD BI	16428	GMW-4
F4	2110-0476	1		1	FUSE 4A 125V NTD BI	16428	GMW-4
F5	2110-0425	0		1	FUSE 2A 125V NTD BI	16428	GMW 2A
F7	2110-0424	9		1	FUSE .75A 125V NTD BI	16428	GMW 3/4A
F8	2110-0425	0		1	FUSE 2A 125V NTD BI	16428	GMW 2A
F9	2110-0424	9		1	FUSE .75A 125V NTD BI	16428	GMW 3/4A
F10	2110-0425	0		1	FUSE 2A 125V NTD BI	16428	GMW 2A
F11	2110-0046	1		1	FUSE .5A 125V NTD BI	16428	TYPE GMW-1/2
J1	1252-1457	9		1	CONN-POST TYPE .100-PIN-SPCG 6-CONT	00779	87382-9
J2	1252-0938	9		1	CONN-POST TYPE .100-PIN-SPCG 10-CONT	00779	1-87382-0
L1	9140-1151	1		1	INDUCTOR-FIXED L: 28 UH MIN TEST V: 0.0	01961	92103K
L2	9140-1151	1		1	INDUCTOR-FIXED L: 28 UH MIN TEST V: 0.0	01961	92103K
L3	9140-1151	1		1	INDUCTOR-FIXED L: 28 UH MIN TEST V: 0.0	01961	92103K
L4	9140-1151	1		1	INDUCTOR-FIXED L: 28 UH MIN TEST V: 0.0	01961	92103K
L5	9140-1151	1		1	INDUCTOR-FIXED L: 28 UH MIN TEST V: 0.0	01961	92103K
L6	08503-80001	9		1	COIL TOROID	28480	08503-80001
MP1	08753-20093	5		1	BD POST REG	28480	08753-20093
MP2	4040-0747	2		2	EXTR-PC BD GRA POLYC .062-IN-BD-THKNS 1-		
MP3	1480-0073	6		2	PIN-ROLL .062-IN-DIA .25-IN-LG BE-CU	72962	99-012-062-0250
MP4	1205-0633	2		1	HEAT SINK TO-92-CS	98978	RUR671CB
MP5	08753-00041	1		1	HEATSINK-POSTREG	28480	08753-00041
MP6	0535-0004	9		10	NUT-HEX DBL-CHAM M3 X 0.5 2.9MM-THK		
MP7	2190-0584	0		10	WASHER-LK HLCL 3.0 MM 3.1-MM-ID		
MP8	0340-0681	5		5	INSULATOR-XSTR THRM-CNDCT GRA	55285	7403-09FR-11
MP9	0570-0647	0		10	STD-PRS-IN M3 X 0.5 15.000 PH-BRZ	46384	KFH-M3-15-ET
MP10	0340-1187	8		11	INSULATOR-XSTR MICA BLUE	18565	60-11-8302-1674
MP11	0515-2006	3		11	SMM 2.5 10 PN TX		
MP12	2190-0376	8		11	WASHER-FL MTLC NO. 4 .115-IN-ID	73734	
MP13	0340-1064	0		11	INSULATOR-FLG-BSHG NYLON		
MP16	3050-1247	9		10	WASHER-SHLDR NO. 6 .144-IN-ID .312-IN-OD	13103	7721-5PPS
MP17	0515-0905	7		1	SCREW-MACH M2.5 X 0.45 6MM-LG PAN-HD		
MP18	2190-0583	9		1	WASHER-LK HLCL 2.5 MM 2.6-MM-ID		
NONE0334	9320-5885	8		1	LBL LNE PTR18MMW		22670
P1	1251-8912	3		1	CONN-POST TYPE .100-PIN-SPCG 60-CONT	00779	534204-5
P2	1251-8912	3		1	CONN-POST TYPE .100-PIN-SPCG 60-CONT	00779	534204-5
Q1	1854-0892	0		1	TRANSISTOR NPN DARL TO-220AB PD = 50W	34371	
Q3	1854-0404	0		1	TRANSISTOR NPN SI TO-18 PD = 360MW	04713	
Q4	1853-0479	7		1	TRANSISTOR PNP DARL TO-220AB PD = 50W	34371	72006
Q5	1853-0007	7		1	TRANSISTOR PNP 2N3251 SI TO-18 PD = 360MW	04713	2N3251
Q6	1854-0404	0		1	TRANSISTOR NPN SI TO-18 PD = 360MW	04713	
Q7	1884-0293	8		1	THYRISTOR-SCR	04713	MCR69-2
Q8	1853-0617	5		1	TRANSISTOR PNP 2N6298 SI DARL TO-66	04713	2N6298
Q9	1854-0648	4		1	TRANSISTOR NPN 2N6300 SI DARL TO-66	04713	2N6300
Q10	1853-0617	5		1	TRANSISTOR PNP 2N6298 SI DARL TO-66	04713	2N6298
Q11	1854-0648	4		1	TRANSISTOR NPN 2N6300 SI DARL TO-66	04713	2N6300
Q12	1884-0293	8		1	THYRISTOR-SCR	04713	MCR69-2
Q13	1884-0293	8		1	THYRISTOR-SCR	04713	MCR69-2
Q14	1884-0293	8		1	THYRISTOR-SCR	04713	MCR69-2
Q15	1884-0293	8		1	THYRISTOR-SCR	04713	MCR69-2
Q16	1853-0617	5		1	TRANSISTOR PNP 2N6298 SI DARL TO-66	04713	2N6298
Q17	1854-0404	0		1	TRANSISTOR NPN SI TO-18 PD = 360MW	04713	
Q18	1854-0404	0		1	TRANSISTOR NPN SI TO-18 PD = 360MW	04713	
Q19	1854-0404	0		1	TRANSISTOR NPN SI TO-18 PD = 360MW	04713	
Q20	1854-0404	0		1	TRANSISTOR NPN SI TO-18 PD = 360MW	04713	
R1	0811-1078	5		1	RESISTOR .22 ± 5% 3W PWI TC = 0 ± 90	91637	CW-2B-39

Replaceable Parts List for A8 Post-Regulator Assembly, part number 08753-60093 (3 of 5)

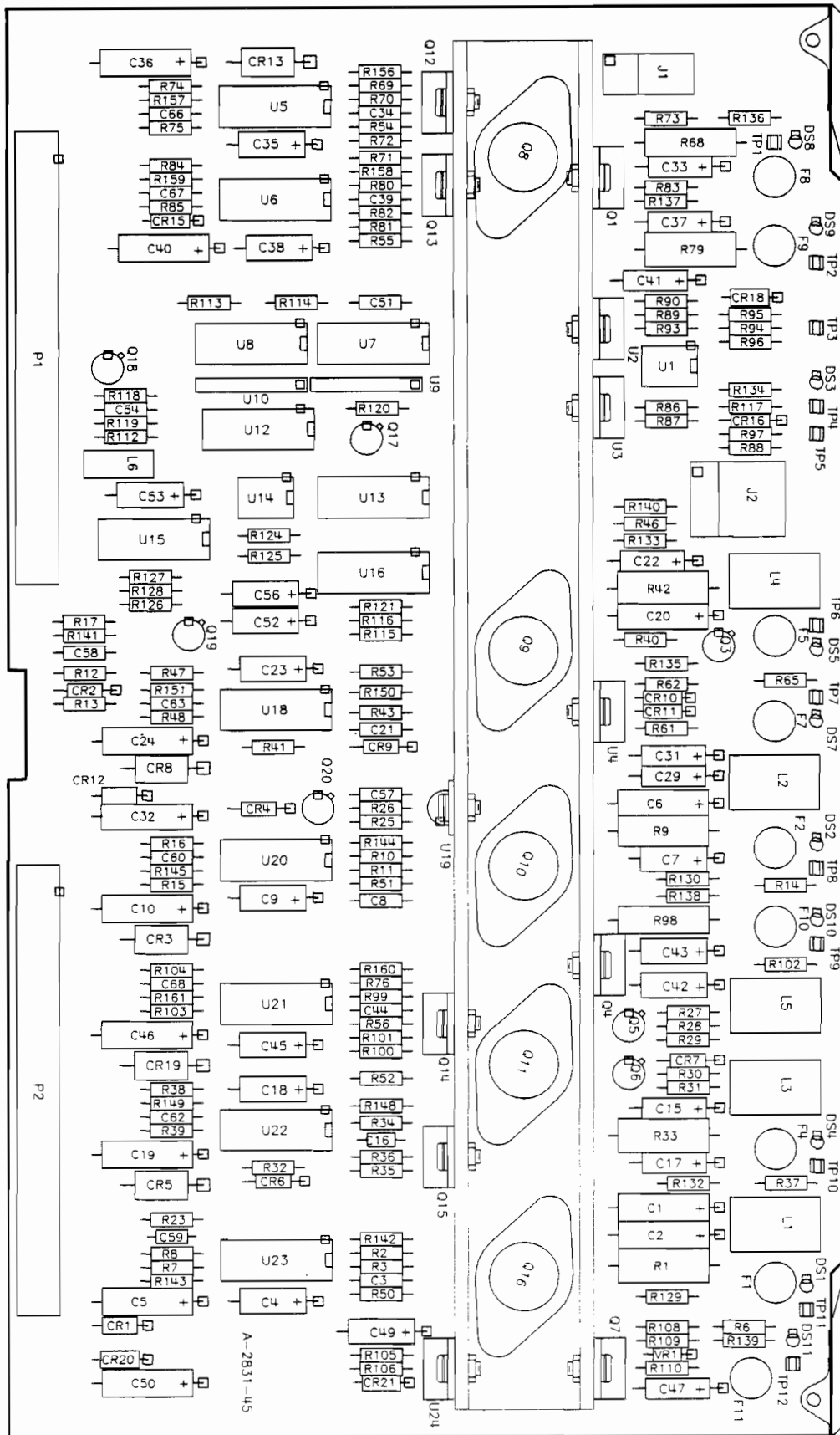
Reference Designation	HP Part Number	C D	Qty	Description	Mfr Code	Mfr Part Number
R2	0757-0401	0	1	RESISTOR 100 ± 1% .125W TF TC=0 ± 100	19701	SFR25H
R3	0698-0084	9	1	RESISTOR 2.15K ± 1% .125W TF TC=0 ± 100	19701	SFR25H
R6	0757-0280	3	1	RESISTOR 1K ± 1% .125W TF TC=0 ± 100	19701	SFR25H
R7	0698-8804	7	1	RESISTOR 27.4K ± 0.1% .125W TF TC=0 ± 25	19701	5033R
R8	0698-6624	5	1	RESISTOR 2K ± 0.1% .125W TF TC=0 ± 25	19701	5033R
R9	0812-0111	7	1	RESISTOR .05 ± 3% 3W PWI TC=0 ± 90	91637	RS-2B
R10	0757-0401	0	1	RESISTOR 100 ± 1% .125W TF TC=0 ± 100	19701	SFR25H
R11	0757-0280	3	1	RESISTOR 1K ± 1% .125W TF TC=0 ± 100	19701	SFR25H
R12	0757-0438	3	1	RESISTOR 5.11K ± 1% .125W TF TC=0 ± 100	19701	SFR25H
R13	0757-0442	9	1	RESISTOR 10K ± 1% .125W TF TC=0 ± 100	19701	SFR25H
R14	0757-0280	3	1	RESISTOR 1K ± 1% .125W TF TC=0 ± 100	19701	SFR25H
R15	0698-8167	5	1	RESISTOR 18K ± 0.1% .125W TF TC=0 ± 25	19701	5033R
R16	0698-6624	5	1	RESISTOR 2K ± 0.1% .125W TF TC=0 ± 25	19701	5033R
R17	0698-8827	4	1	RESISTOR 1M ± 1% .125W TF TC=0 ± 100	19701	SFR25H
R23	0757-0416	7	1	RESISTOR 511 ± 1% .125W TF TC=0 ± 100	19701	SFR25H
R25	0757-0438	3	1	RESISTOR 5.11K ± 1% .125W TF TC=0 ± 100	19701	SFR25H
R26	0757-0279	0	1	RESISTOR 3.16K ± 1% .125W TF TC=0 ± 100	19701	SFR25H
R27	0698-0084	9	1	RESISTOR 2.15K ± 1% .125W TF TC=0 ± 100	19701	SFR25H
R28	0757-0279	0	1	RESISTOR 3.16K ± 1% .125W TF TC=0 ± 100	19701	SFR25H
R29	0757-0199	3	1	RESISTOR 21.5K ± 1% .125W TF TC=0 ± 100	19701	SFR25H
R30	0757-0442	9	1	RESISTOR 10K ± 1% .125W TF TC=0 ± 100	19701	SFR25H
R31	0698-0084	9	1	RESISTOR 2.15K ± 1% .125W TF TC=0 ± 100	19701	SFR25H
R32	0757-0290	5	1	RESISTOR 6.19K ± 1% .125W TF TC=0 ± 100	19701	SFR25H
R33	0812-0111	7	1	RESISTOR .05 ± 3% 3W PWI TC=0 ± 90	91637	RS-2B
R34	0757-0401	0	1	RESISTOR 100 ± 1% .125W TF TC=0 ± 100	19701	SFR25H
R35	0757-0416	7	1	RESISTOR 511 ± 1% .125W TF TC=0 ± 100	19701	SFR25H
R36	0757-0346	2	1	RESISTOR 10 ± 1% .125W TF TC=0 ± 100	91637	CMF-55-1, T-1
R37	0757-0280	3	1	RESISTOR 1K ± 1% .125W TF TC=0 ± 100	19701	SFR25H
R38	0698-6624	5	1	RESISTOR 2K ± 0.1% .125W TF TC=0 ± 25	19701	5033R
R39	0698-8638	5	1	RESISTOR 3.16K ± 0.1% .125W TF TC=0 ± 25	19701	5033R
R40	0698-0084	9	1	RESISTOR 2.15K ± 1% .125W TF TC=0 ± 100	19701	SFR25H
R41	0698-3156	2	1	RESISTOR 14.7K ± 1% .125W TF TC=0 ± 100	19701	SFR25H
R42	0811-3470	5	1	RESISTOR .1 ± 3% 3W PWI TC=0 ± 90	91637	CW-2B-39
R43	0757-0401	0	1	RESISTOR 100 ± 1% .125W TF TC=0 ± 100	19701	SFR25H
R46	0757-0280	3	1	RESISTOR 1K ± 1% .125W TF TC=0 ± 100	19701	SFR25H
R47	0698-6624	5	1	RESISTOR 2K ± 0.1% .125W TF TC=0 ± 25	19701	5033R
R48	0699-0858	7	1	RESISTOR 13K ± 0.1% .125W TF TC=0 ± 50	K8479	H8
R50	0757-0280	3	1	RESISTOR 1K ± 1% .125W TF TC=0 ± 100	19701	SFR25H
R51	0757-1094	9	1	RESISTOR 1.47K ± 1% .125W TF TC=0 ± 100	19701	SFR25H
R52	0757-0280	3	1	RESISTOR 1K ± 1% .125W TF TC=0 ± 100	19701	SFR25H
R53	0757-0280	3	1	RESISTOR 1K ± 1% .125W TF TC=0 ± 100	19701	SFR25H
R54	0757-1094	9	1	RESISTOR 1.47K ± 1% .125W TF TC=0 ± 100	19701	SFR25H
R55	0757-0401	0	1	RESISTOR 100 ± 1% .125W TF TC=0 ± 100	19701	SFR25H
R56	0757-0280	3	1	RESISTOR 1K ± 1% .125W TF TC=0 ± 100	19701	SFR25H
R61	0698-0084	9	1	RESISTOR 2.15K ± 1% .125W TF TC=0 ± 100	19701	SFR25H
R62	0698-3442	9	1	RESISTOR 237 ± 1% .125W TF TC=0 ± 100	19701	SFR25H
R65	0757-0280	3	1	RESISTOR 1K ± 1% .125W TF TC=0 ± 100	19701	SFR25H
R68	0811-3730	0	1	RESISTOR .07 ± 3% 3W MFS TC=0 ± 90	91637	LVR-3
R69	0757-0401	0	1	RESISTOR 100 ± 1% .125W TF TC=0 ± 100	19701	SFR25H
R70	0757-0280	3	1	RESISTOR 1K ± 1% .125W TF TC=0 ± 100	19701	SFR25H
R71	0757-0416	7	1	RESISTOR 511 ± 1% .125W TF TC=0 ± 100	19701	SFR25H
R72	0757-0346	2	1	RESISTOR 10 ± 1% .125W TF TC=0 ± 100	91637	CMF-55-1, T-1
R73	0757-0280	3	1	RESISTOR 1K ± 1% .125W TF TC=0 ± 100	19701	SFR25H
R74	0698-8167	5	1	RESISTOR 18K ± 0.1% .125W TF TC=0 ± 25	19701	5033R
R75	0698-6624	5	1	RESISTOR 2K ± 0.1% .125W TF TC=0 ± 25	19701	5033R
R76	0757-0401	0	1	RESISTOR 100 ± 1% .125W TF TC=0 ± 100	19701	SFR25H
R79	0811-4506	0	1	RESISTOR .27 ± 5% 3W PWI TC=0 ± 90	01686	T2B-79
R80	0757-0401	0	1	RESISTOR 100 ± 1% .125W TF TC=0 ± 100	19701	SFR25H
R81	0757-0416	7	1	RESISTOR 511 ± 1% .125W TF TC=0 ± 100	19701	SFR25H
R82	0757-0346	2	1	RESISTOR 10 ± 1% .125W TF TC=0 ± 100	91637	CMF-55-1, T-1
R83	0757-0280	3	1	RESISTOR 1K ± 1% .125W TF TC=0 ± 100	19701	SFR25H
R84	0698-6624	5	1	RESISTOR 2K ± 0.1% .125W TF TC=0 ± 25	19701	5033R
R85	0699-0858	7	1	RESISTOR 13K ± 0.1% .125W TF TC=0 ± 50	K8479	H8
R86	0757-0280	3	1	RESISTOR 1K ± 1% .125W TF TC=0 ± 100	19701	SFR25H
R87	0757-0441	8	1	RESISTOR 8.25K ± 1% .125W TF TC=0 ± 100	19701	SFR25H
R88	8159-0005	0	1	RESISTOR-ZERO OHMS 22 AWG LEAD DIA	55210	L-2007-1
R89	0757-0442	9	1	RESISTOR 10K ± 1% .125W TF TC=0 ± 100	19701	SFR25H
R90	0757-0280	3	1	RESISTOR 1K ± 1% .125W TF TC=0 ± 100	19701	SFR25H
R93	0757-0442	9	1	RESISTOR 10K ± 1% .125W TF TC=0 ± 100	19701	SFR25H
R94	0757-0442	9	1	RESISTOR 10K ± 1% .125W TF TC=0 ± 100	19701	SFR25H

Replaceable Parts List for A8 Post-Regulator Assembly, part number 08753-60093 (4 of 5)

Reference Designation	HP Part Number	C D	Qty	Description	Mfr Code	Mfr Part Number
R95	0698-3453	2	1	RESISTOR 196K ± 1% .125W TF TC=0±100	19701	SFR25H
R96	0757-0463	4	1	RESISTOR 82.5K ± 1% .125W TF TC=0±100	19701	SFR25H
R97	0698-8820	7	1	RESISTOR 4.84 ± 1% .125W TF TC=0±100	91637	CMF-55-1
R98	0811-4506	0	1	RESISTOR .27 ± 5% 3W PWI TC=0±90	01686	T2B-79
R99	0757-0416	7	1	RESISTOR 511 ± 1% .125W TF TC=0±100	19701	SFR25H
R100	0757-0416	7	1	RESISTOR 511 ± 1% .125W TF TC=0±100	19701	SFR25H
R101	0757-0346	2	1	RESISTOR 10 ± 1% .125W TF TC=0±100	91637	CMF-55-1, T-1
R102	0757-0280	3	1	RESISTOR 1K ± 1% .125W TF TC=0±100	19701	SFR25H
R103	0699-0122	8	1	RESISTOR 4.8K ± 0.1% .125W TF TC=0±25	19701	5033R
R104	0698-6624	5	1	RESISTOR 2K ± 0.1% .125W TF TC=0±25	19701	5033R
R105	0698-6347	9	1	RESISTOR 1.5K ± 0.1% .125W TF TC=0±25	19701	5033R
R106	0698-6355	9	1	RESISTOR 400 ± 0.1% .125W TF TC=0±25	19701	5033R
R108	0757-0416	7	1	RESISTOR 511 ± 1% .125W TF TC=0±100	19701	SFR25H
R109	0757-0346	2	1	RESISTOR 10 ± 1% .125W TF TC=0±100	91637	CMF-55-1, T-1
R110	0757-0280	3	1	RESISTOR 1K ± 1% .125W TF TC=0±100	19701	SFR25H
R112	0698-3442	9	1	RESISTOR 237 ± 1% .125W TF TC=0±100	19701	SFR25H
R113	0757-0401	0	1	RESISTOR 100 ± 1% .125W TF TC=0±100	19701	SFR25H
R114	0757-0442	9	1	RESISTOR 10K ± 1% .125W TF TC=0±100	19701	SFR25H
R115	0698-0084	9	1	RESISTOR 2.15K ± 1% .125W TF TC=0±100	19701	SFR25H
R116	0698-3457	6	1	RESISTOR 316K ± 1% .125W TF TC=0±100	19701	SFR25H
R117	0757-0280	3	1	RESISTOR 1K ± 1% .125W TF TC=0±100	19701	SFR25H
R118	0757-0442	9	1	RESISTOR 10K ± 1% .125W TF TC=0±100	19701	SFR25H
R119	0757-0399	5	1	RESISTOR 82.5 ± 1% .125W TF TC=0±100	19701	SFR25H
R120	0757-0279	0	1	RESISTOR 3.16K ± 1% .125W TF TC=0±100	19701	SFR25H
R121	0757-0279	0	1	RESISTOR 3.16K ± 1% .125W TF TC=0±100	19701	SFR25H
R124	0698-3260	9	1	RESISTOR 464K ± 1% .125W TF TC=0±100	19701	SFR25H
R125	0757-0458	7	1	RESISTOR 51.1K ± 1% .125W TF TC=0±100	19701	SFR25H
R126	0698-3941	3	1	RESISTOR 40.7K ± 0.1% .125W TF TC=0±25	19701	NE55
R127	0698-8825	2	1	RESISTOR 681K ± 1% .125W TF TC=0±100	19701	SFR25H
R128	0698-8825	2	1	RESISTOR 681K ± 1% .125W TF TC=0±100	19701	SFR25H
R129	0757-0439	4	1	RESISTOR 6.81K ± 1% .125W TF TC=0±100	19701	SFR25H
R130	0757-0279	0	1	RESISTOR 3.16K ± 1% .125W TF TC=0±100	19701	SFR25H
R132	0757-0420	3	1	RESISTOR 750 ± 1% .125W TF TC=0±100	19701	SFR25H
R133	0757-0279	0	1	RESISTOR 3.16K ± 1% .125W TF TC=0±100	19701	SFR25H
R134	0757-0420	3	1	RESISTOR 750 ± 1% .125W TF TC=0±100	19701	SFR25H
R135	0757-0279	0	1	RESISTOR 3.16K ± 1% .125W TF TC=0±100	19701	SFR25H
R136	0757-0279	0	1	RESISTOR 3.16K ± 1% .125W TF TC=0±100	19701	SFR25H
R137	0757-0279	0	1	RESISTOR 3.16K ± 1% .125W TF TC=0±100	19701	SFR25H
R138	0757-0420	3	1	RESISTOR 750 ± 1% .125W TF TC=0±100	19701	SFR25H
R139	0757-0420	3	1	RESISTOR 750 ± 1% .125W TF TC=0±100	19701	SFR25H
R140	0757-0401	0	1	RESISTOR 100 ± 1% .125W TF TC=0±100	19701	SFR25H
R141	0699-0266	1	1	RESISTOR 806K ± 1% .125W TF TC=0±100	19701	SFR25H
R142	0757-0280	3	1	RESISTOR 1K ± 1% .125W TF TC=0±100	19701	SFR25H
R143	0757-0401	0	1	RESISTOR 100 ± 1% .125W TF TC=0±100	19701	SFR25H
R144	0757-0280	3	1	RESISTOR 1K ± 1% .125W TF TC=0±100	19701	SFR25H
R145	0757-0401	0	1	RESISTOR 100 ± 1% .125W TF TC=0±100	19701	SFR25H
R148	0757-0438	3	1	RESISTOR 5.11K ± 1% .125W TF TC=0±100	19701	SFR25H
R149	0757-0401	0	1	RESISTOR 100 ± 1% .125W TF TC=0±100	19701	SFR25H
R150	0757-0280	3	1	RESISTOR 1K ± 1% .125W TF TC=0±100	19701	SFR25H
R151	0757-0401	0	1	RESISTOR 100 ± 1% .125W TF TC=0±100	19701	SFR25H
R156	0757-0280	3	1	RESISTOR 1K ± 1% .125W TF TC=0±100	19701	SFR25H
R157	0757-0401	0	1	RESISTOR 100 ± 1% .125W TF TC=0±100	19701	SFR25H
R158	0757-0280	3	1	RESISTOR 1K ± 1% .125W TF TC=0±100	19701	SFR25H
R159	0757-0401	0	1	RESISTOR 100 ± 1% .125W TF TC=0±100	19701	SFR25H
R160	0757-0438	3	1	RESISTOR 5.11K ± 1% .125W TF TC=0±100	19701	SFR25H
R161	0757-0401	0	1	RESISTOR 100 ± 1% .125W TF TC=0±100	19701	SFR25H
TP1	0360-2359	0	1	TERMINAL TEST PT	4G819	230.100
TP2	0360-2359	0	1	TERMINAL TEST PT	4G819	230.100
TP3	0360-2359	0	1	TERMINAL TEST PT	4G819	230.100
TP4	0360-2359	0	1	TERMINAL TEST PT	4G819	230.100
TP5	0360-2359	0	1	TERMINAL TEST PT	4G819	230.100
TP6	0360-2359	0	1	TERMINAL TEST PT	4G819	230.100
TP7	0360-2359	0	1	TERMINAL TEST PT	4G819	230.100
TP8	0360-2359	0	1	TERMINAL TEST PT	4G819	230.100
TP9	0360-2359	0	1	TERMINAL TEST PT	4G819	230.100
TP10	0360-2359	0	1	TERMINAL TEST PT	4G819	230.100
TP11	0360-2359	0	1	TERMINAL TEST PT	4G819	230.100
TP12	0360-2359	0	1	TERMINAL TEST PT	4G819	230.100
U1	1826-0915	9	1	IC OF AMP LOW-BIAS-H-IMPD 8-DIP-C PKG	04713	MC34001BU
U2	1826-0527	9	1	IC V RGLTR-ADJ-NEG 1.2/37V TO-220 PKG	27014	LM337T

Replaceable Parts List for A8 Post-Regulator Assembly, part number 08753-60093 (5 of 5)

Reference Designation	HP Part Number	C D	Qty	Description	Mfr Code	Mfr Part Number
U3	1826-0393	7	1	IC V RGLTR-ADJ-POS 1.2/37V TO-220 PKG	27014	LM317T
U4	1826-0527	9	1	IC V RGLTR-ADJ-NEG 1.2/37V TO-220 PKG	27014	LM337T
U5	1826-1308	6	1	IC V RGLTR-ADJ 5/35V 16-DIP-C PKG	9N171	UC2834J
U6	1826-1308	6	1	IC V RGLTR-ADJ 5/35V 16-DIP-C PKG	9N171	UC2834J
U7	1820-3185	9	1	IC SCHMITT-TRIG CMOS/74HC INV HEX	27014	MM74HC14N
U8	1820-1491	6	1	IC BFR TTL LS NON-INV HEX 1-INP	01295	SN74LS367AN
U9	1810-0205	7	1	NETWORK-RES 8-SIP 4.7K OHM X 7	11236	750-81
U10	1810-0205	7	1	NETWORK-RES 8-SIP 4.7K OHM X 7	11236	750-81
U12	1820-1207	2	1	IC GATE TTL LS NAND 8-INP	01295	SN74LS30N
U13	1820-1272	1	1	IC BFR TTL LS NOR QUAD 2-INP	01295	SN74LS33N
U14	1826-0180	0	1	IC TIMER TTL MONO/ASTBL	18324	NE555N
U15	1826-0175	3	1	IC COMPARATOR GP DUAL 14-DIP-P PKG	27014	LM319N
U16	1820-1200	5	1	IC INV TTL LS HEX	01295	SN74LS05N
U18	1826-1308	6	1	IC V RGLTR-ADJ 5/35V 16-DIP-C PKG	9N171	UC2834J
U19	1826-1362	2	1	IC TEMP XDCR 3-TO-92 PKG	24355	AD592AN
U20	1826-1308	6	1	IC V RGLTR-ADJ 5/35V 16-DIP-C PKG	9N171	UC2834J
U21	1826-1308	6	1	IC V RGLTR-ADJ 5/35V 16-DIP-C PKG	9N171	UC2834J
U22	1826-1308	6	1	IC V RGLTR-ADJ 5/35V 16-DIP-C PKG	9N171	UC2834J
U23	1826-1308	6	1	IC V RGLTR-ADJ 5/35V 16-DIP-C PKG	9N171	UC2834J
U24	1826-1403	2	1	IC V RGLTR-ADJ-POS 3/40V		LT317AT
VR1	1902-0955	9	1	DIODE-ZNR 7.5V 5% DO-35 PD = .4W TC = +.062%	04713	
X1	1251-8463	9	18	CONNECTOR-SGL CONT SKT .04-IN-BSC-SZ RND	00779	3-332070-4



08753-60093

Component Location Diagram

Replaceable Parts List for A8 Post-Regulator Assembly, part number 08753-60108 (1 of 5)

Reference Designation	HP Part Number	C D	Qty	Description	Mfr Code	Mfr Part Number
	08753-60108	7	1	BD AY-POST REGLT	28480	08753-60108
C1	0180-2505	6	1	CAP-FXD 1uF 75 V TA	56289	150D105X9075B2-DYS
C2	0180-2505	6	1	CAP-FXD 1uF 75 V TA	56289	150D105X9075B2-DYS
C3	0160-4830	2	1	CAP-FXD 2200pF 100 V	04222	SA101C222KAAH
C4	0180-1743	2	1	CAP-FXD 0.1uF 35 V TA	56289	150D104X9035A2-DYS
C5	0180-1731	8	1	CAP-FXD 4.7uF 50 V TA	56289	150D475X9050B2-DYS
C6	0180-1731	8	1	CAP-FXD 4.7uF 50 V TA	56289	150D475X9050B2-DYS
C7	0180-0230	0	1	CAP-FXD 1uF 50 V TA	56289	150D105X0050A2-DYS
C8	0160-4830	2	1	CAP-FXD 2200pF 100 V	04222	SA101C222KAAH
C9	0180-0197	8	1	CAP-FXD 2.2uF 20 V TA	56289	150D225X9020A2-DYS
C10	0180-0116	1	1	CAP-FXD 6.8uF 35 V TA	56289	150D685X9035B2-DYS
C15	0180-0197	8	1	CAP-FXD 2.2uF 20 V TA	56289	150D225X9020A2-DYS
C16	0160-4830	2	1	CAP-FXD 2200pF 100 V	04222	SA101C222KAAH
C17	0180-0197	8	1	CAP-FXD 2.2uF 20 V TA	56289	150D225X9020A2-DYS
C18	0180-0230	0	1	CAP-FXD 1uF 50 V TA	56289	150D105X0050A2-DYS
C19	0180-0228	6	1	CAP-FXD 22uF 15 V TA	56289	150D226X9015B2-DYS
C20	0180-1731	8	1	CAP-FXD 4.7uF 50 V TA	56289	150D475X9050B2-DYS
C21	0160-4832	4	1	CAPACITOR-FXD .01UF ± 10% 100VDC CER	04222	SA101C103KAAH
C22	0180-0230	0	1	CAP-FXD 1uF 50 V TA	56289	150D105X0050A2-DYS
C23	0180-0197	8	1	CAP-FXD 2.2uF 20 V TA	56289	150D225X9020A2-DYS
C24	0180-1731	8	1	CAP-FXD 4.7uF 50 V TA	56289	150D475X9050B2-DYS
C29	0180-0230	0	1	CAP-FXD 1uF 50 V TA	56289	150D105X0050A2-DYS
C31	0180-0230	0	1	CAP-FXD 1uF 50 V TA	56289	150D105X0050A2-DYS
C32	0180-0116	1	1	CAP-FXD 6.8uF 35 V TA	56289	150D685X9035B2-DYS
C33	0180-0230	0	1	CAP-FXD 1uF 50 V TA	56289	150D105X0050A2-DYS
C34	0160-4830	2	1	CAP-FXD 2200pF 100 V	04222	SA101C222KAAH
C35	0180-0230	0	1	CAP-FXD 1uF 50 V TA	56289	150D105X0050A2-DYS
C36	0180-0116	1	1	CAP-FXD 6.8uF 35 V TA	56289	150D685X9035B2-DYS
C37	0180-0230	0	1	CAP-FXD 1uF 50 V TA	56289	150D105X0050A2-DYS
C38	0180-0230	0	1	CAP-FXD 1uF 50 V TA	56289	150D105X0050A2-DYS
C39	0160-4832	4	1	CAPACITOR-FXD .01UF ± 10% 100VDC CER	04222	SA101C103KAAH
C40	0180-0116	1	1	CAP-FXD 6.8uF 35 V TA	56289	150D685X9035B2-DYS
C41	0180-0230	0	1	CAP-FXD 1uF 50 V TA	56289	150D105X0050A2-DYS
C42	0180-0197	8	1	CAP-FXD 2.2uF 20 V TA	56289	150D225X9020A2-DYS
C43	0180-0230	0	1	CAP-FXD 1uF 50 V TA	56289	150D105X0050A2-DYS
C44	0160-4832	4	1	CAPACITOR-FXD .01UF ± 10% 100VDC CER	04222	SA101C103KAAH
C45	0180-0230	0	1	CAP-FXD 1uF 50 V TA	56289	150D105X0050A2-DYS
C46	0180-0228	6	1	CAP-FXD 22uF 15 V TA	56289	150D226X9015B2-DYS
C47	0180-0230	0	1	CAP-FXD 1uF 50 V TA	56289	150D105X0050A2-DYS
C49	0180-0230	0	1	CAP-FXD 1uF 50 V TA	56289	150D105X0050A2-DYS
C50	0180-0116	1	1	CAP-FXD 6.8uF 35 V TA	56289	150D685X9035B2-DYS
C51	0160-4832	4	1	CAPACITOR-FXD .01UF ± 10% 100VDC CER	04222	SA101C103KAAH
C52	0180-0376	5	1	CAP-FXD 0.47uF 35 V TA	56289	150D474X9035A2-DYS
C53	0180-0197	8	1	CAP-FXD 2.2uF 20 V TA	56289	150D225X9020A2-DYS
C54	0160-4835	7	1	CAP-FXD 0.1uF 50 V	04222	SA115C104KAAH
C56	0180-0197	8	1	CAP-FXD 2.2uF 20 V TA	56289	150D225X9020A2-DYS
C57	0160-4832	4	1	CAPACITOR-FXD .01UF ± 10% 100VDC CER	04222	SA101C103KAAH
C58	0160-4832	4	1	CAPACITOR-FXD .01UF ± 10% 100VDC CER	04222	SA101C103KAAH
C59	0160-4831	3	1	CAP-FXD 4700pF 100 V	04222	SA101C472KAAH
C60	0160-4832	4	1	CAPACITOR-FXD .01UF ± 10% 100VDC CER	04222	SA101C103KAAH
C62	0160-4833	5	1	CAP-FXD 0.022uF 100 V	04222	SA201C223KAAH
C63	0160-4832	4	1	CAPACITOR-FXD .01UF ± 10% 100VDC CER	04222	SA101C103KAAH
C66	0160-4832	4	1	CAPACITOR-FXD .01UF ± 10% 100VDC CER	04222	SA101C103KAAH
C67	0160-4832	4	1	CAPACITOR-FXD .01UF ± 10% 100VDC CER	04222	SA101C103KAAH
C68	0160-4833	5	1	CAP-FXD 0.022uF 100 V	04222	SA201C223KAAH
CR1	1901-0743	1	1	DIODE-PWR RECT 1N4004 400V 1A DO-41	28480	1901-0743
CR2	1901-0033	2	1	DIODE-GEN PRP 180V 200MA DO-35	9N171	1N645
CR3	1901-1081	2	1	DIODE-PWR RECT 100V 3A	04713	MR501
CR4	1901-0033	2	1	DIODE-GEN PRP 180V 200MA DO-35	9N171	1N645
CR5	1901-1081	2	1	DIODE-PWR RECT 100V 3A	04713	MR501
CR6	1901-0033	2	1	DIODE-GEN PRP 180V 200MA DO-35	9N171	1N645
CR7	1901-0033	2	1	DIODE-GEN PRP 180V 200MA DO-35	9N171	1N645
CR8	1901-1081	2	1	DIODE-PWR RECT 100V 3A	04713	MR501
CR9	1901-0033	2	1	DIODE-GEN PRP 180V 200MA DO-35	9N171	1N645
CR10	1901-0743	1	1	DIODE-PWR RECT 1N4004 400V 1A DO-41	28480	1901-0743
CR11	1901-0743	1	1	DIODE-PWR RECT 1N4004 400V 1A DO-41	28480	1901-0743
CR12	1901-0743	1	1	DIODE-PWR RECT 1N4004 400V 1A DO-41	28480	1901-0743
CR13	1901-1081	2	1	DIODE-PWR RECT 100V 3A	04713	MR501
CR15	1901-0743	1	1	DIODE-PWR RECT 1N4004 400V 1A DO-41	28480	1901-0743
CR16	1901-0033	2	1	DIODE-GEN PRP 180V 200MA DO-35	9N171	1N645

Replaceable Parts List for A8 Post-Regulator Assembly, part number 08753-60108 (2 of 5)

Reference Designation	HP Part Number	C	D	Qty	Description	Mfr Code	Mfr Part Number
CR17	1901-0743	1		1	DIODE-PWR RECT 1N4004 400V 1A DO-41	28480	1901-0743
CR18	1901-0743	1		1	DIODE-PWR RECT 1N4004 400V 1A DO-41	28480	1901-0743
CR19	1901-1081	2		1	DIODE-PWR RECT 100V 3A	04713	MR501
CR20	1901-0743	1		1	DIODE-PWR RECT 1N4004 400V 1A DO-41	28480	1901-0743
CR21	1901-0743	1		1	DIODE-PWR RECT 1N4004 400V 1A DO-41	28480	1901-0743
DS1	1990-0678	8		1	LED-LAMP LUM-INT=800UCD IF=30MA-MAX BVR=	28480	HLMP-6500 (SEL)
DS2	1990-0678	8		1	LED-LAMP LUM-INT=800UCD IF=30MA-MAX BVR=	28480	HLMP-6500 (SEL)
DS3	1990-0678	8		1	LED-LAMP LUM-INT=800UCD IF=30MA-MAX BVR=	28480	HLMP-6500 (SEL)
DS4	1990-0678	8		1	LED-LAMP LUM-INT=800UCD IF=30MA-MAX BVR=	28480	HLMP-6500 (SEL)
DS5	1990-0678	8		1	LED-LAMP LUM-INT=800UCD IF=30MA-MAX BVR=	28480	HLMP-6500 (SEL)
DS7	1990-0678	8		1	LED-LAMP LUM-INT=800UCD IF=30MA-MAX BVR=	28480	HLMP-6500 (SEL)
DS8	1990-0678	8		1	LED-LAMP LUM-INT=800UCD IF=30MA-MAX BVR=	28480	HLMP-6500 (SEL)
DS9	1990-0678	8		1	LED-LAMP LUM-INT=800UCD IF=30MA-MAX BVR=	28480	HLMP-6500 (SEL)
DS10	1990-0678	8		1	LED-LAMP LUM-INT=800UCD IF=30MA-MAX BVR=	28480	HLMP-6500 (SEL)
DS11	1990-0678	8		1	LED-LAMP LUM-INT=800UCD IF=30MA-MAX BVR=	28480	HLMP-6500 (SEL)
F1	2110-0047	2		1	FUSE 1A 125V NTD BI	16428	GMW-1
F2	2110-0476	1		1	FUSE 4A 125V NTD BI	16428	GMW-4
F4	2110-0476	1		1	FUSE 4A 125V NTD BI	16428	GMW-4
F5	2110-0425	0		1	FUSE 2A 125V NTD BI	16428	GMW 2A
F7	2110-0424	9		1	FUSE .75A 125V NTD BI	16428	GMW 3/4A
F8	2110-0425	0		1	FUSE 2A 125V NTD BI	16428	GMW 2A
F9	2110-0424	9		1	FUSE .75A 125V NTD BI	16428	GMW 3/4A
F10	2110-0425	0		1	FUSE 2A 125V NTD BI	16428	GMW 2A
F11	2110-0046	1		1	FUSE .5A 125V NTD BI	16428	TYPE GMW-1/2
J1	1252-1457	9		1	CONN-POST TYPE .100-PIN-SPCG 6-CONT	00779	87382-9
J2	1252-0938	9		1	CONN-POST TYPE .100-PIN-SPCG 10-CONT	00779	1-87382-0
L1	9140-1151	1		1	INDUCTOR-FIXED L: 28 UH MIN TEST V: 0.0	01961	92103K
L2	9140-1151	1		1	INDUCTOR-FIXED L: 28 UH MIN TEST V: 0.0	01961	92103K
L3	9140-1151	1		1	INDUCTOR-FIXED L: 28 UH MIN TEST V: 0.0	01961	92103K
L4	9140-1151	1		1	INDUCTOR-FIXED L: 28 UH MIN TEST V: 0.0	01961	92103K
L5	9140-1151	1		1	INDUCTOR-FIXED L: 28 UH MIN TEST V: 0.0	01961	92103K
L6	08503-80001	9		1	COIL TOROID	28480	08503-80001
MP1	08753-20108	3		1	BD-POST REGULATOR	28480	08753-20108
MP2	4040-0747	2		2	EXTR-PC BD GRA POLYC .062-IN-BD-THKNS 1-		
MP3	1480-0073	6		2	PIN-ROLL .062-IN-DIA .25-IN-LG BE-CU	72962	99-012-062-0250
MP4	1205-0633	2		2	HEAT SINK TO-92-CS	98978	RUR671CB
MP5	08753-00041	1		1	HEATSINK-POSTREG	28480	08753-00041
MP6	0535-0004	9		10	NUT-HEX DBL-CHAM M3 X 0.5 2.9MM-THK		
MP7	2190-0584	0		10	WASHER-LK HLCL 3.0 MM 3.1-MM-ID		
MP8	0340-0681	5		5	INSULATOR-XSTR THRM-CNDCT GRA	55285	7403-09FR-11
MP9	0570-0647	0		10	STD-PRS-IN M3 X 0.5 15.000 PH-BRZ	46384	KFH-M3-15-ET
MP10	0340-1187	8		11	INSULATOR-XSTR MICA BLUE	18565	60-11-8302-1674
MP11	0515-2006	3		11	SMM 2.5 10 PN TX		
MP12	2190-0376	8		12	WASHER-FL MTLC NO. 4 .115-IN-ID	73734	
MP13	0340-1064	0		11	INSULATOR-FLG-BSHG NYLON		
MP14	0380-1402	4		1	SPACER-RND 8-MM-LG 3.4-MM-ID 6-MM-OD AL	06540	
MP15	0515-1373	5		1	SCREW-MACH M2.5 X 0.45 16MM-LG PAN-HD	16941	
MP16	3050-1247	9		10	WASHER-SHLDR NO. 6 .144-IN-ID .312-IN-OD	13103	7721-5PPS
MP17	0515-0905	7		1	SCREW-MACH M2.5 X 0.45 6MM-LG PAN-HD		
MP18	2190-0583	9		1	WASHER-LK HLCL 2.5 MM 2.6-MM-ID		
P1	1251-8912	3		1	CONN-POST TYPE .100-PIN-SPCG 60-CONT	00779	534204-5
P2	1251-8912	3		1	CONN-POST TYPE .100-PIN-SPCG 60-CONT	00779	534204-5
Q1	1854-0892	0		1	TRANSISTOR NPN DARL TO-220AB PD=50W	34371	
Q2	1853-0007	7		1	TRANSISTOR PNP 2N3251 SI TO-18 PD=360MW	04713	2N3251
Q3	1854-0404	0		1	TRANSISTOR NPN SI TO-18 PD=360MW	04713	
Q4	1853-0479	7		1	TRANSISTOR PNP DARL TO-220AB PD=50W	34371	72006
Q5	1853-0007	7		1	TRANSISTOR PNP 2N3251 SI TO-18 PD=360MW	04713	2N3251
Q6	1854-0404	0		1	TRANSISTOR NPN SI TO-18 PD=360MW	04713	
Q7	1884-0293	8		1	THYRISTOR-SCR	04713	MCR69-2
Q8	1853-0617	5		1	TRANSISTOR PNP 2N6298 SI DARL TO-66	04713	2N6298
Q9	1854-0648	4		1	TRANSISTOR NPN 2N6300 SI DARL TO-66	04713	2N6300
Q10	1853-0617	5		1	TRANSISTOR PNP 2N6298 SI DARL TO-66	04713	2N6298
Q11	1854-0648	4		1	TRANSISTOR NPN 2N6300 SI DARL TO-66	04713	2N6300
Q12	1884-0293	8		1	THYRISTOR-SCR	04713	MCR69-2
Q13	1884-0293	8		1	THYRISTOR-SCR	04713	MCR69-2
Q14	1884-0293	8		1	THYRISTOR-SCR	04713	MCR69-2
Q15	1884-0293	8		1	THYRISTOR-SCR	04713	MCR69-2
Q16	1853-0617	5		1	TRANSISTOR PNP 2N6298 SI DARL TO-66	04713	2N6298
Q17	1854-0404	0		1	TRANSISTOR NPN SI TO-18 PD=360MW	04713	
Q18	1854-0404	0		1	TRANSISTOR NPN SI TO-18 PD=360MW	04713	

Replaceable Parts List for A8 Post-Regulator Assembly, part number 08753-60108 (3 of 5)

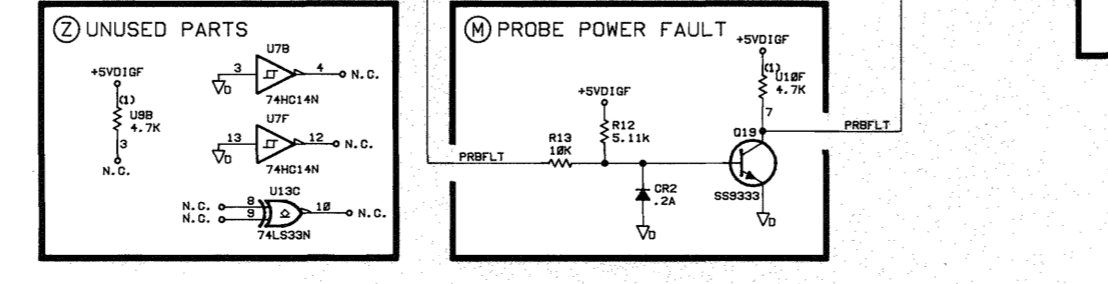
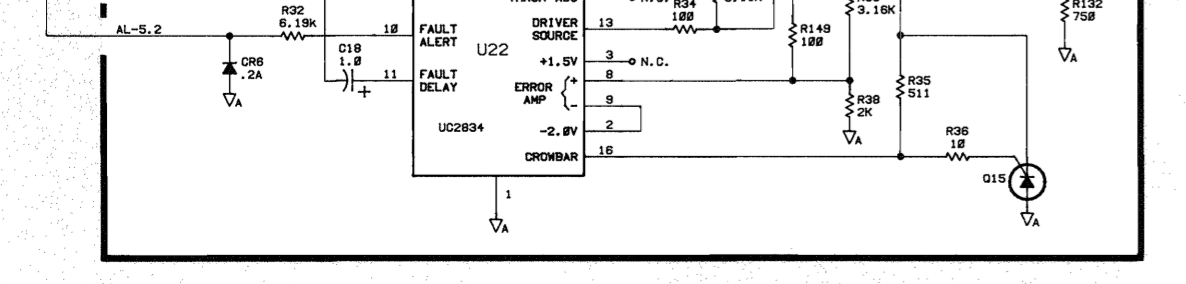
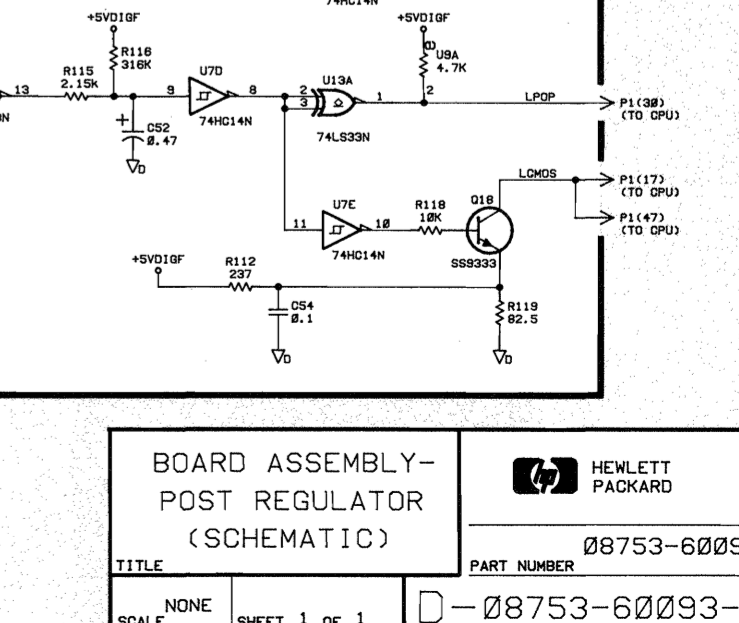
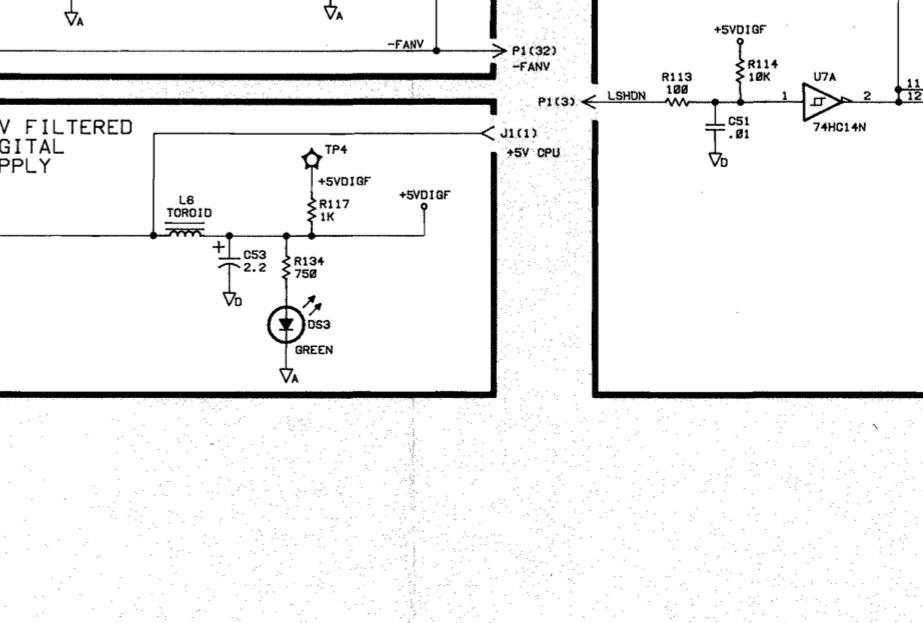
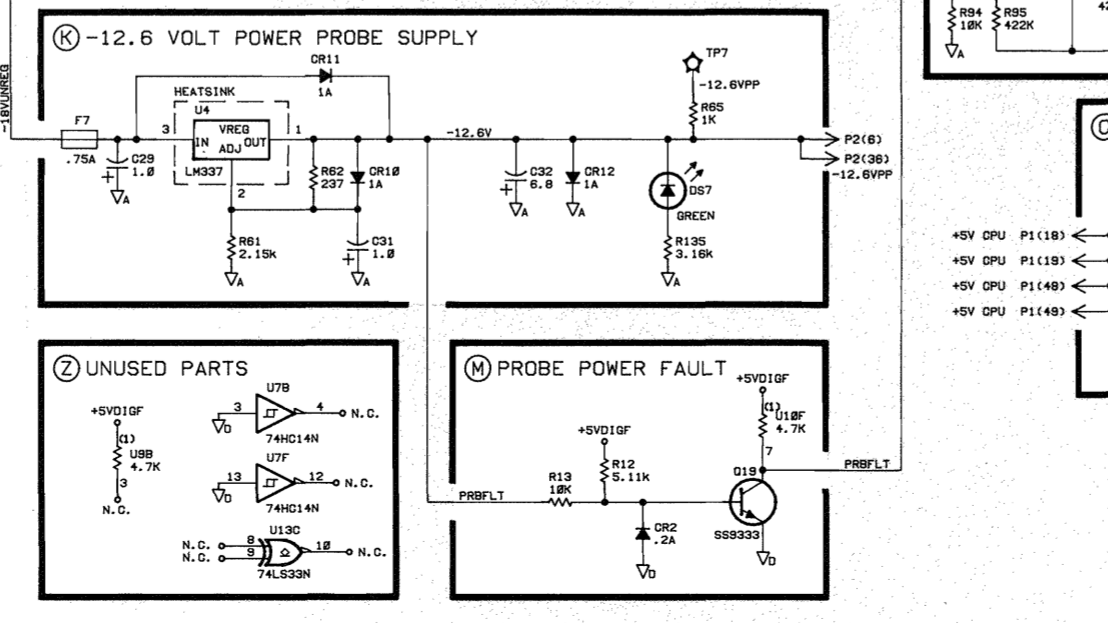
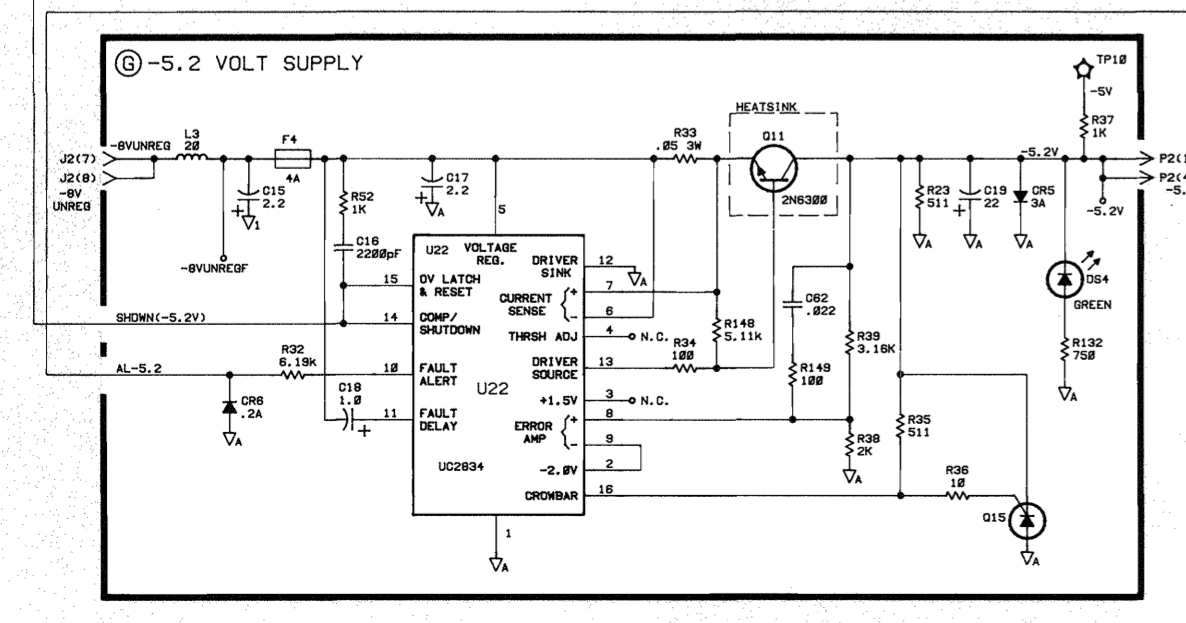
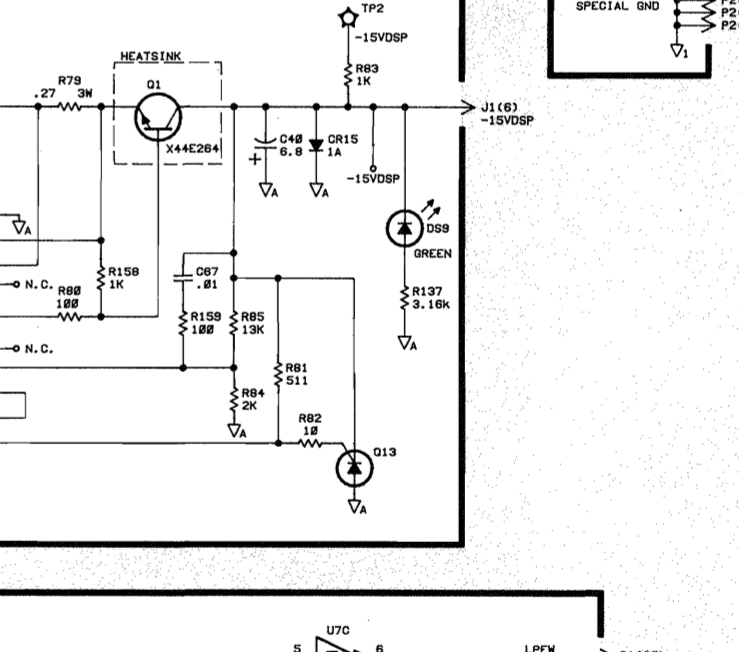
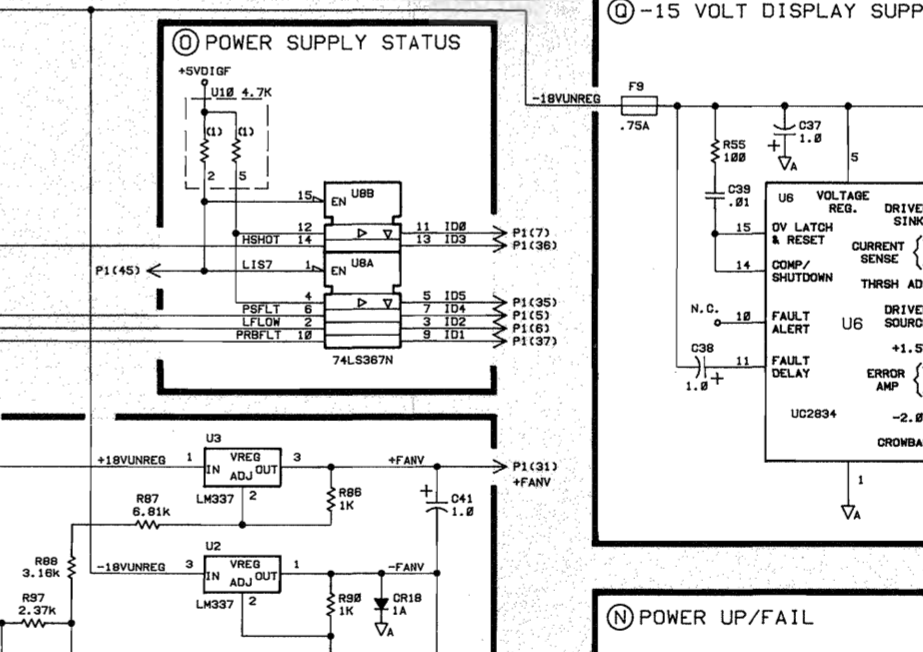
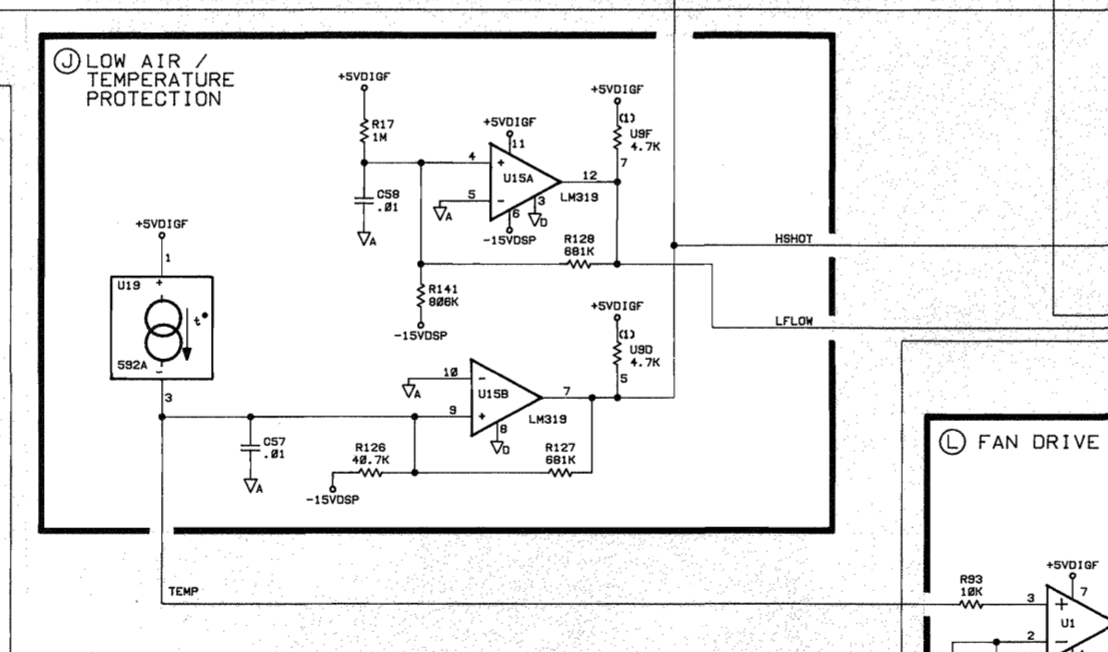
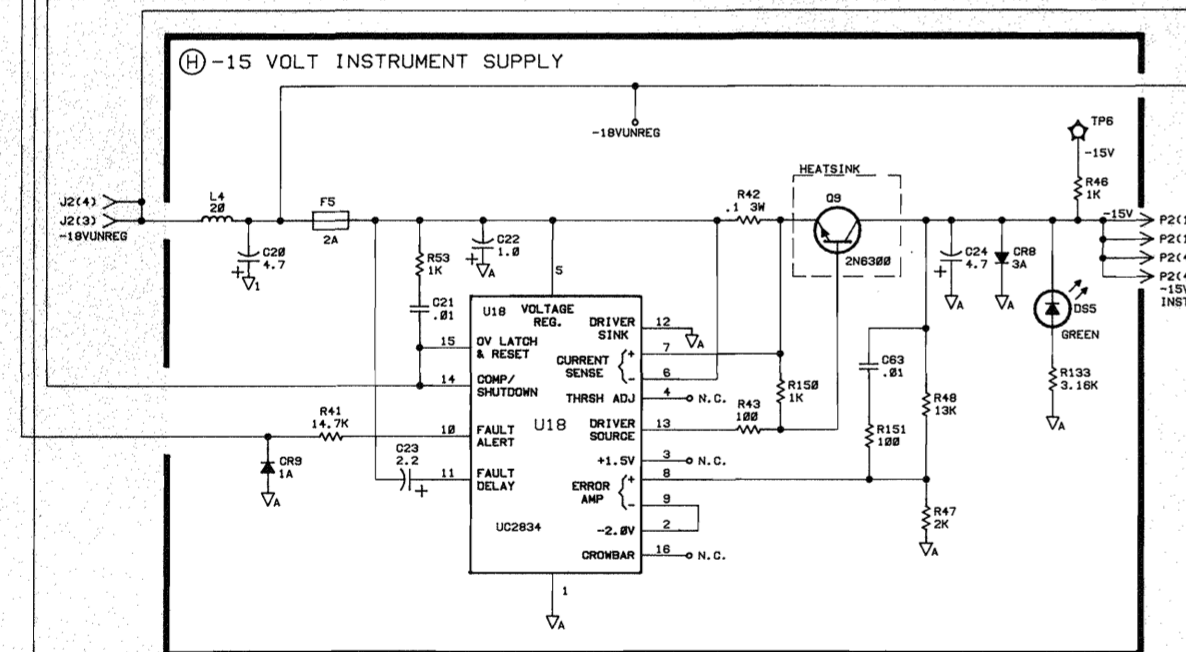

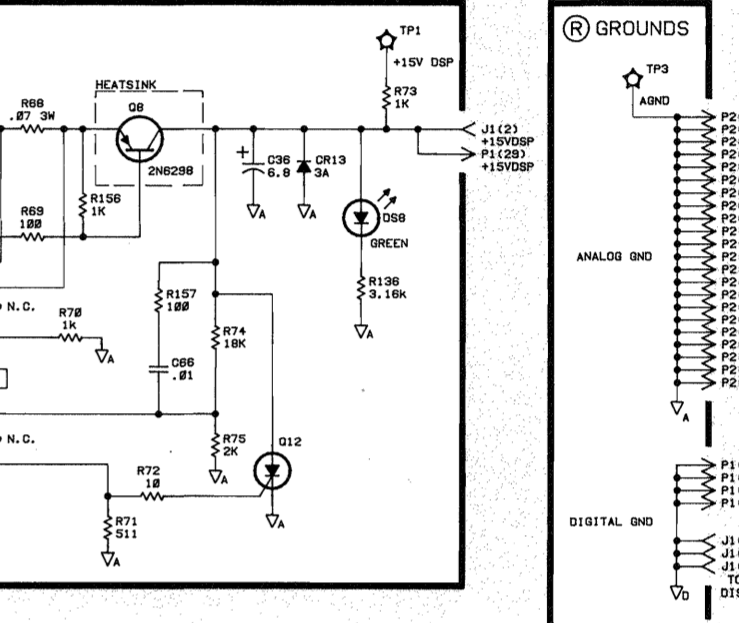
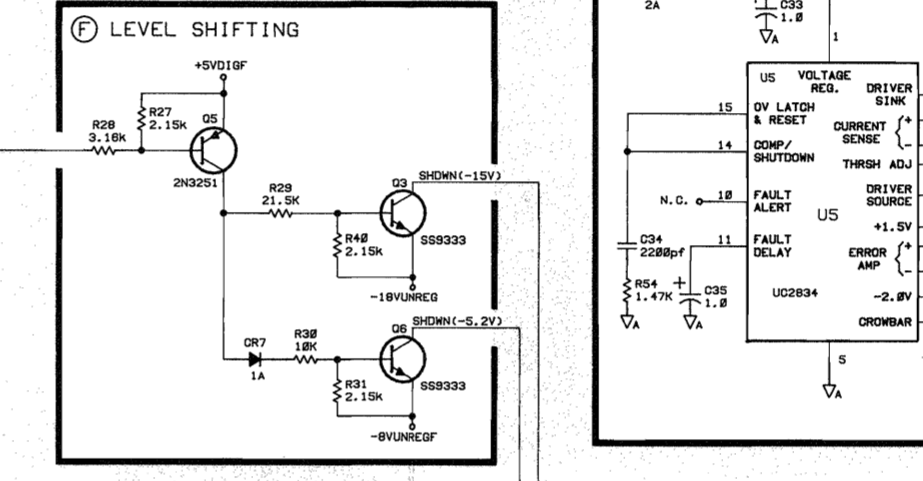
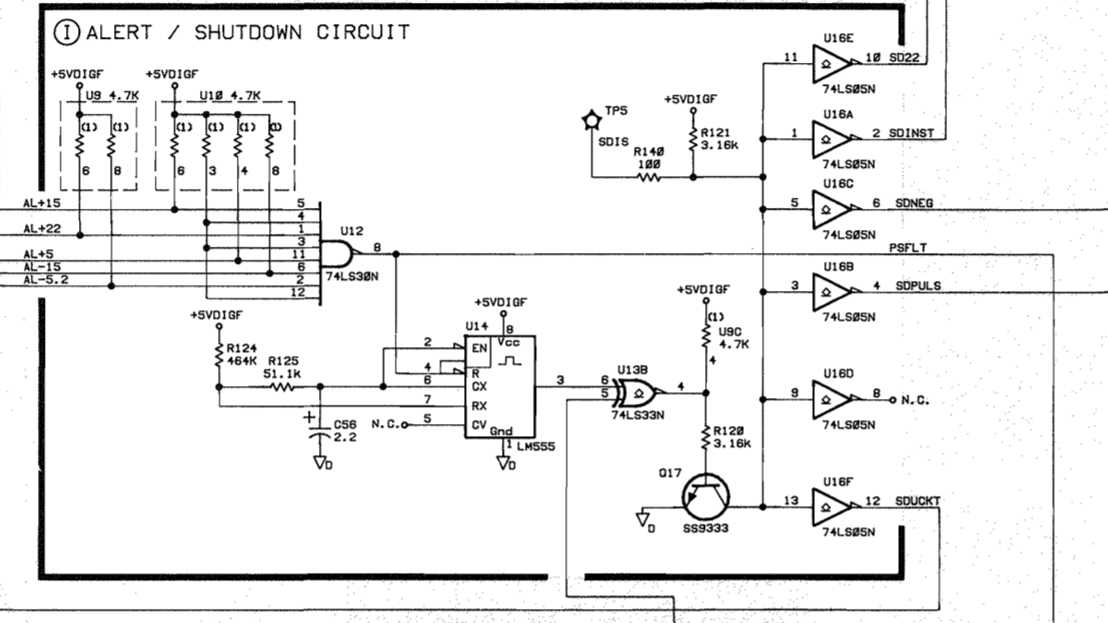
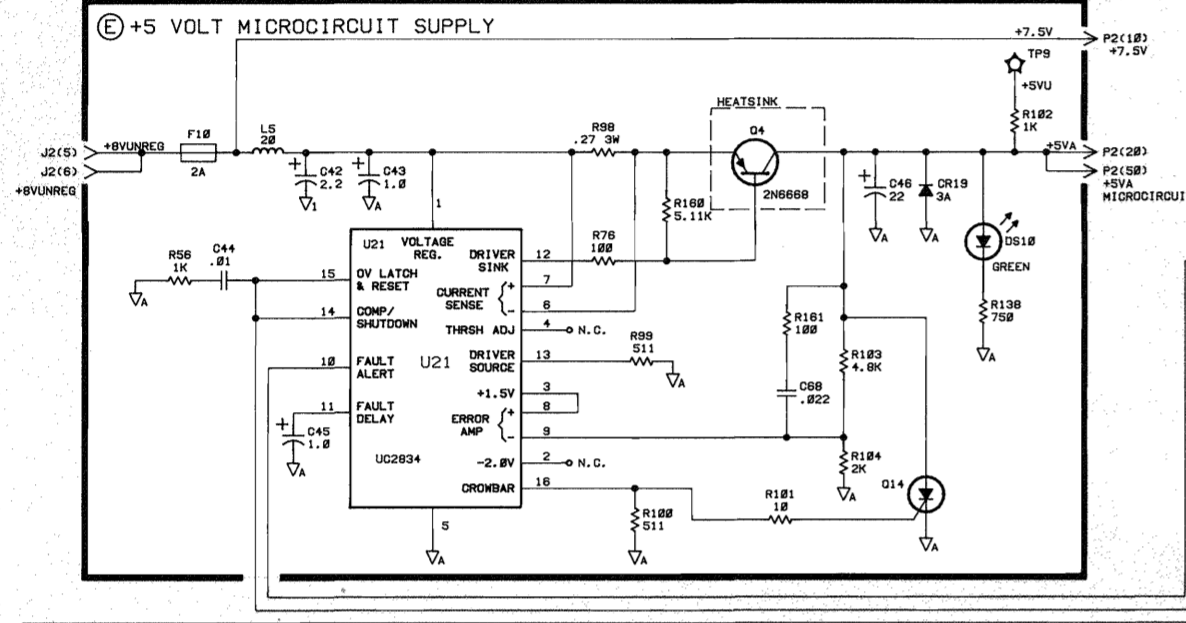
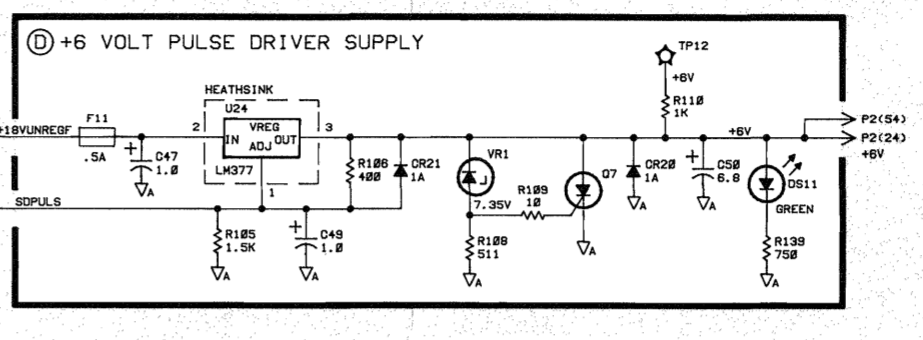
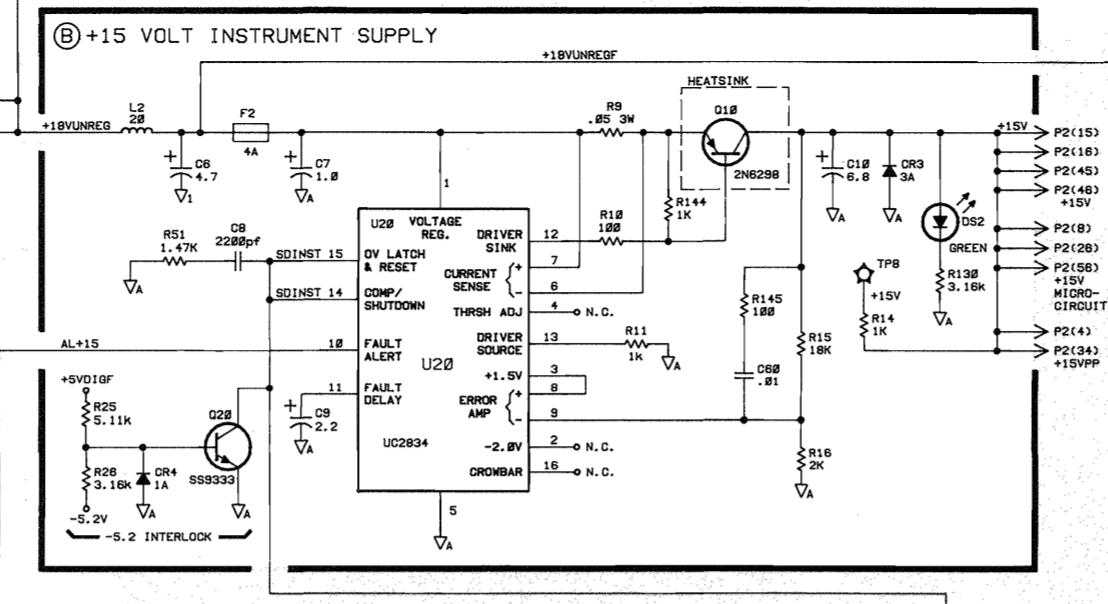
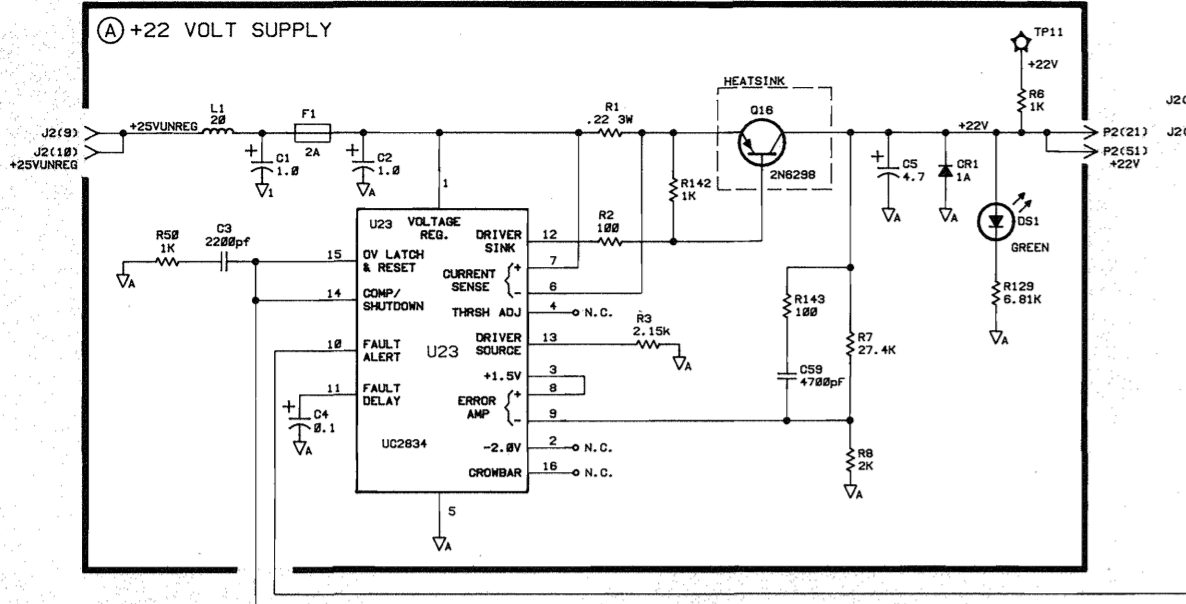
Reference Designation	HP Part Number	C D	Qty	Description	Mfr Code	Mfr Part Number
Q19	1854-0404	0	1	TRANSISTOR NPN SI TO-18 PD=360MW	04713	
Q20	1854-0404	0	1	TRANSISTOR NPN SI TO-18 PD=360MW	04713	
R1	0811-1078	5	1	RESISTOR .22 ±5% 3W PWI TC=0±90	91637	CW-2B-39
R2	0757-0401	0	1	RESISTOR 100 ±1% .125W TF TC=0±100	19701	SFR25H
R6	0757-0280	3	1	RESISTOR 1K ±1% .125W TF TC=0±100	19701	SFR25H
R7	0698-8804	7	1	RESISTOR 27.4K ±0.1% .125W TF TC=0±25	19701	5033R
R8	0698-6624	5	1	RESISTOR 2K ±0.1% .125W TF TC=0±25	19701	5033R
R9	0812-0111	7	1	RESISTOR .05 ±3% 3W PWI TC=0±90	91637	RS-2B
R10	0757-0401	0	1	RESISTOR 100 ±1% .125W TF TC=0±100	19701	SFR25H
R11	0757-0280	3	1	RESISTOR 1K ±1% .125W TF TC=0±100	19701	SFR25H
R12	0757-0438	3	1	RESISTOR 5.11K ±1% .125W TF TC=0±100	19701	SFR25H
R13	0757-0442	9	1	RESISTOR 10K ±1% .125W TF TC=0±100	19701	SFR25H
R14	0757-0280	3	1	RESISTOR 1K ±1% .125W TF TC=0±100	19701	SFR25H
R15	0698-8167	5	1	RESISTOR 18K ±0.1% .125W TF TC=0±25	19701	5033R
R16	0698-6624	5	1	RESISTOR 2K ±0.1% .125W TF TC=0±25	19701	5033R
R17	0698-8827	4	1	RESISTOR 1M ±1% .125W TF TC=0±100	19701	SFR25H
R23	0757-0416	7	1	RESISTOR 511 ±1% .125W TF TC=0±100	19701	SFR25H
R25	0757-0438	3	1	RESISTOR 5.11K ±1% .125W TF TC=0±100	19701	SFR25H
R26	0757-0279	0	1	RESISTOR 3.16K ±1% .125W TF TC=0±100	19701	SFR25H
R28	0757-0279	0	1	RESISTOR 3.16K ±1% .125W TF TC=0±100	19701	SFR25H
R29	0757-0199	3	1	RESISTOR 21.5K ±1% .125W TF TC=0±100	19701	SFR25H
R30	0757-0442	9	1	RESISTOR 10K ±1% .125W TF TC=0±100	19701	SFR25H
R32	0757-0290	5	1	RESISTOR 6.19K ±1% .125W TF TC=0±100	19701	SFR25H
R33	0812-0111	7	1	RESISTOR .05 ±3% 3W PWI TC=0±90	91637	RS-2B
R34	0757-0401	0	1	RESISTOR 100 ±1% .125W TF TC=0±100	19701	SFR25H
R35	0757-0416	7	1	RESISTOR 511 ±1% .125W TF TC=0±100	19701	SFR25H
R36	0757-0346	2	1	RESISTOR 10 ±1% .125W TF TC=0±100	91637	CMF-55-1, T-1
R37	0757-0280	3	1	RESISTOR 1K ±1% .125W TF TC=0±100	19701	SFR25H
R38	0698-6624	5	1	RESISTOR 2K ±0.1% .125W TF TC=0±25	19701	5033R
R39	0698-8638	5	1	RESISTOR 3.16K ±0.1% .125W TF TC=0±25	19701	5033R
R41	0698-3156	2	1	RESISTOR 14.7K ±1% .125W TF TC=0±100	19701	SFR25H
R42	0811-3470	5	1	RESISTOR .1 ±3% 3W PWI TC=0±90	91637	CW-2B-39
R43	0757-0401	0	1	RESISTOR 100 ±1% .125W TF TC=0±100	19701	SFR25H
R46	0757-0280	3	1	RESISTOR 1K ±1% .125W TF TC=0±100	19701	SFR25H
R47	0698-6624	5	1	RESISTOR 2K ±0.1% .125W TF TC=0±25	19701	5033R
R48	0699-0858	7	1	RESISTOR 13K ±0.1% .125W TF TC=0±50	K8479	H8
R50	0757-0280	3	1	RESISTOR 1K ±1% .125W TF TC=0±100	19701	SFR25H
R51	0757-1094	9	1	RESISTOR 1.47K ±1% .125W TF TC=0±100	19701	SFR25H
R52	0757-0280	3	1	RESISTOR 1K ±1% .125W TF TC=0±100	19701	SFR25H
R53	0757-0280	3	1	RESISTOR 1K ±1% .125W TF TC=0±100	19701	SFR25H
R54	0757-1094	9	1	RESISTOR 1.47K ±1% .125W TF TC=0±100	19701	SFR25H
R55	0757-0401	0	1	RESISTOR 100 ±1% .125W TF TC=0±100	19701	SFR25H
R56	0757-0280	3	1	RESISTOR 1K ±1% .125W TF TC=0±100	19701	SFR25H
R62	0698-3442	9	1	RESISTOR 237 ±1% .125W TF TC=0±100	19701	SFR25H
R65	0757-0280	3	1	RESISTOR 1K ±1% .125W TF TC=0±100	19701	SFR25H
R68	0811-3730	0	1	RESISTOR .07 ±3% 3W MFS TC=0±90	91637	LVR-3
R69	0757-0401	0	1	RESISTOR 100 ±1% .125W TF TC=0±100	19701	SFR25H
R70	0757-0280	3	1	RESISTOR 1K ±1% .125W TF TC=0±100	19701	SFR25H
R71	0757-0416	7	1	RESISTOR 511 ±1% .125W TF TC=0±100	19701	SFR25H
R72	0757-0346	2	1	RESISTOR 10 ±1% .125W TF TC=0±100	91637	CMF-55-1, T-1
R73	0757-0280	3	1	RESISTOR 1K ±1% .125W TF TC=0±100	19701	SFR25H
R74	0698-8167	5	1	RESISTOR 18K ±0.1% .125W TF TC=0±25	19701	5033R
R75	0698-6624	5	1	RESISTOR 2K ±0.1% .125W TF TC=0±25	19701	5033R
R76	0757-0401	0	1	RESISTOR 100 ±1% .125W TF TC=0±100	19701	SFR25H
R79	0811-4506	0	1	RESISTOR .27 ±5% 3W PWI TC=0±90	01686	T2B-79
R80	0757-0401	0	1	RESISTOR 100 ±1% .125W TF TC=0±100	19701	SFR25H
R81	0757-0416	7	1	RESISTOR 511 ±1% .125W TF TC=0±100	19701	SFR25H
R82	0757-0346	2	1	RESISTOR 10 ±1% .125W TF TC=0±100	91637	CMF-55-1, T-1
R83	0757-0280	3	1	RESISTOR 1K ±1% .125W TF TC=0±100	19701	SFR25H
R84	0698-6624	5	1	RESISTOR 2K ±0.1% .125W TF TC=0±25	19701	5033R
R85	0699-0858	7	1	RESISTOR 13K ±0.1% .125W TF TC=0±50	K8479	H8
R86	0757-0280	3	1	RESISTOR 1K ±1% .125W TF TC=0±100	19701	SFR25H
R87	0757-0439	4	1	RESISTOR 6.81K ±1% .125W TF TC=0±100	19701	SFR25H
R88	0757-0279	0	1	RESISTOR 3.16K ±1% .125W TF TC=0±100	19701	SFR25H
R89	0757-0442	9	1	RESISTOR 10K ±1% .125W TF TC=0±100	19701	SFR25H
R90	0757-0280	3	1	RESISTOR 1K ±1% .125W TF TC=0±100	19701	SFR25H
R91	0757-0438	3	1	RESISTOR 5.11K ±1% .125W TF TC=0±100	19701	SFR25H
R92	0757-0438	3	1	RESISTOR 5.11K ±1% .125W TF TC=0±100	19701	SFR25H
R93	0757-0442	9	1	RESISTOR 10K ±1% .125W TF TC=0±100	19701	SFR25H
R94	0757-0442	9	1	RESISTOR 10K ±1% .125W TF TC=0±100	19701	SFR25H

Replaceable Parts List for A8 Post-Regulator Assembly, part number 08753-60108 (4 of 5)

Reference Designation	HP Part Number	C D	Qty	Description	Mfr Code	Mfr Part Number
R95	0698-3460	1	1	RESISTOR 422K ± 1% .125W TF TC=0 ± 100	19701	SFR25H
R96	0698-3450	9	1	RESISTOR 42.2K ± 1% .125W TF TC=0 ± 100	19701	SFR25H
R97	0698-3150	6	1	RESISTOR 2.37K ± 1% .125W TF TC=0 ± 100	19701	SFR25H
R98	0811-4506	0	1	RESISTOR .27 ± 5% 3W PWI TC=0 ± 90	01686	T2B-79
R99	0757-0416	7	1	RESISTOR 511 ± 1% .125W TF TC=0 ± 100	19701	SFR25H
R100	0757-0416	7	1	RESISTOR 511 ± 1% .125W TF TC=0 ± 100	19701	SFR25H
R101	0757-0346	2	1	RESISTOR 10 ± 1% .125W TF TC=0 ± 100	91637	CMF-55-1, T-1
R102	0757-0280	3	1	RESISTOR 1K ± 1% .125W TF TC=0 ± 100	19701	SFR25H
R103	0699-0122	8	1	RESISTOR 4.8K ± 0.1% .125W TF TC=0 ± 25	19701	5033R
R104	0698-6624	5	1	RESISTOR 2K ± 0.1% .125W TF TC=0 ± 25	19701	5033R
R105	0698-6347	9	1	RESISTOR 1.5K ± 0.1% .125W TF TC=0 ± 25	19701	5033R
R106	0698-6355	9	1	RESISTOR 400 ± 0.1% .125W TF TC=0 ± 25	19701	5033R
R108	0757-0416	7	1	RESISTOR 511 ± 1% .125W TF TC=0 ± 100	19701	SFR25H
R109	0757-0346	2	1	RESISTOR 10 ± 1% .125W TF TC=0 ± 100	91637	CMF-55-1, T-1
R110	0757-0280	3	1	RESISTOR 1K ± 1% .125W TF TC=0 ± 100	19701	SFR25H
R112	0698-3442	9	1	RESISTOR 237 ± 1% .125W TF TC=0 ± 100	19701	SFR25H
R113	0757-0401	0	1	RESISTOR 100 ± 1% .125W TF TC=0 ± 100	19701	SFR25H
R114	0757-0442	9	1	RESISTOR 10K ± 1% .125W TF TC=0 ± 100	19701	SFR25H
R115	0698-0084	9	6	RESISTOR 2.15K ± 1% .125W TF TC=0 ± 100	19701	SFR25H
R116	0698-3457	6	1	RESISTOR 316K ± 1% .125W TF TC=0 ± 100	19701	SFR25H
R117	0757-0280	3	1	RESISTOR 1K ± 1% .125W TF TC=0 ± 100	19701	SFR25H
R118	0757-0442	9	1	RESISTOR 10K ± 1% .125W TF TC=0 ± 100	19701	SFR25H
R119	0757-0399	5	1	RESISTOR 82.5 ± 1% .125W TF TC=0 ± 100	19701	SFR25H
R120	0757-0279	0	1	RESISTOR 3.16K ± 1% .125W TF TC=0 ± 100	19701	SFR25H
R121	0757-0279	0	1	RESISTOR 3.16K ± 1% .125W TF TC=0 ± 100	19701	SFR25H
R124	0698-3260	9	1	RESISTOR 464K ± 1% .125W TF TC=0 ± 100	19701	SFR25H
R126	0698-3941	3	1	RESISTOR 40.7K ± 0.1% .125W TF TC=0 ± 25		NE55
R127	0698-8825	2	1	RESISTOR 681K ± 1% .125W TF TC=0 ± 100	19701	SFR25H
R128	0698-8825	2	1	RESISTOR 681K ± 1% .125W TF TC=0 ± 100	19701	SFR25H
R129	0757-0439	4	1	RESISTOR 6.81K ± 1% .125W TF TC=0 ± 100	19701	SFR25H
R130	0757-0279	0	1	RESISTOR 3.16K ± 1% .125W TF TC=0 ± 100	19701	SFR25H
R132	0757-0420	3	1	RESISTOR 750 ± 1% .125W TF TC=0 ± 100	19701	SFR25H
R133	0757-0279	0	1	RESISTOR 3.16K ± 1% .125W TF TC=0 ± 100	19701	SFR25H
R134	0757-0420	3	1	RESISTOR 750 ± 1% .125W TF TC=0 ± 100	19701	SFR25H
R135	0757-0279	0	1	RESISTOR 3.16K ± 1% .125W TF TC=0 ± 100	19701	SFR25H
R136	0757-0279	0	1	RESISTOR 3.16K ± 1% .125W TF TC=0 ± 100	19701	SFR25H
R137	0757-0279	0	1	RESISTOR 3.16K ± 1% .125W TF TC=0 ± 100	19701	SFR25H
R138	0757-0420	3	1	RESISTOR 750 ± 1% .125W TF TC=0 ± 100	19701	SFR25H
R139	0757-0420	3	1	RESISTOR 750 ± 1% .125W TF TC=0 ± 100	19701	SFR25H
R140	0757-0401	0	1	RESISTOR 100 ± 1% .125W TF TC=0 ± 100	19701	SFR25H
R141	0699-0266	1	1	RESISTOR 806K ± 1% .125W TF TC=0 ± 100	19701	SFR25H
R142	0757-0280	3	1	RESISTOR 1K ± 1% .125W TF TC=0 ± 100	19701	SFR25H
R143	0757-0401	0	1	RESISTOR 100 ± 1% .125W TF TC=0 ± 100	19701	SFR25H
R144	0757-0280	3	1	RESISTOR 1K ± 1% .125W TF TC=0 ± 100	19701	SFR25H
R145	0757-0401	0	1	RESISTOR 100 ± 1% .125W TF TC=0 ± 100	19701	SFR25H
R148	0757-0438	3	1	RESISTOR 5.11K ± 1% .125W TF TC=0 ± 100	19701	SFR25H
R149	0757-0401	0	1	RESISTOR 100 ± 1% .125W TF TC=0 ± 100	19701	SFR25H
R150	0757-0280	3	1	RESISTOR 1K ± 1% .125W TF TC=0 ± 100	19701	SFR25H
R151	0757-0401	0	1	RESISTOR 100 ± 1% .125W TF TC=0 ± 100	19701	SFR25H
R156	0757-0280	3	1	RESISTOR 1K ± 1% .125W TF TC=0 ± 100	19701	SFR25H
R157	0757-0401	0	1	RESISTOR 100 ± 1% .125W TF TC=0 ± 100	19701	SFR25H
R158	0757-0280	3	1	RESISTOR 1K ± 1% .125W TF TC=0 ± 100	19701	SFR25H
R159	0757-0401	0	1	RESISTOR 100 ± 1% .125W TF TC=0 ± 100	19701	SFR25H
R160	0757-0438	3	1	RESISTOR 5.11K ± 1% .125W TF TC=0 ± 100	19701	SFR25H
R161	0757-0401	0	1	RESISTOR 100 ± 1% .125W TF TC=0 ± 100	19701	SFR25H
TP1	0360-2359	0	1	TERMINAL TEST PT	4G819	230.100
TP2	0360-2359	0	1	TERMINAL TEST PT	4G819	230.100
TP3	0360-2359	0	1	TERMINAL TEST PT	4G819	230.100
TP4	0360-2359	0	1	TERMINAL TEST PT	4G819	230.100
TP5	0360-2359	0	1	TERMINAL TEST PT	4G819	230.100
TP6	0360-2359	0	1	TERMINAL TEST PT	4G819	230.100
TP7	0360-2359	0	1	TERMINAL TEST PT	4G819	230.100
TP8	0360-2359	0	1	TERMINAL TEST PT	4G819	230.100
TP9	0360-2359	0	1	TERMINAL TEST PT	4G819	230.100
TP10	0360-2359	0	1	TERMINAL TEST PT	4G819	230.100
TP11	0360-2359	0	1	TERMINAL TEST PT	4G819	230.100
TP12	0360-2359	0	1	TERMINAL TEST PT	4G819	230.100
U1	1826-0915	9	1	IC OP AMP LOW-BIAS-H-IMPED 8-DIP-C PKG	04713	MC34001BU
U2	1826-0527	9	1	IC V RGLTR-ADJ-NEG 1.2/37V TO-220 PKG	27014	LM337T
U3	1826-0393	7	1	IC V RGLTR-ADJ-POS 1.2/37V TO-220 PKG	27014	LM317T

Replaceable Parts List for A8 Post-Regulator Assembly, part number 08753-60108 (5 of 5)

Reference Designation	HP Part Number	C D	Qty	Description	Mfr Code	Mfr Part Number
U4	1826-0527	9	1	IC V RGLTR-ADJ-NEG 1.2/37V TO-220 PKG	27014	LM337T
U5	1826-1308	6	1	IC V RGLTR-ADJ 5/35V 16-DIP-C PKG	9N171	UC2834J
U6	1826-1308	6	1	IC V RGLTR-ADJ 5/35V 16-DIP-C PKG	9N171	UC2834J
U7	1820-3185	9	1	IC SCHMITT-TRIG CMOS/74HC INV HEX	27014	MM74HC14N
U8	1820-1491	6	1	IC BFR TTL LS NON-INV HEX 1-INP	01295	SN74LS367AN
U9	1810-0205	7	1	NETWORK-RES 8-SIP 4.7K OHM X 7	11236	750-81
U10	1810-0205	7	1	NETWORK-RES 8-SIP 4.7K OHM X 7	11236	750-81
U11	1826-1574	8	1	IC TEMP XDCR 3-TO-92 PKG	24355	AD592BN
U12	1820-1207	2	1	IC GATE TTL LS NAND 8-INP	01295	SN74LS30N
U13	1820-1272	1	1	IC BFR TTL LS NOR QUAD 2-INP	01295	SN74LS33N
U14	1826-0180	0	1	IC TIMER TTL MONO/ASTBL	18324	NE555N
U15	1826-0175	3	1	IC COMPARATOR GP DUAL 14-DIP-P PKG	27014	LM319N
U16	1820-1200	5	1	IC INV TTL LS HEX	01295	SN74LS05N
U17	1826-1574	8	1	IC TEMP XDCR 3-TO-92 PKG	24355	AD592BN
U18	1826-1308	6	1	IC V RGLTR-ADJ 5/35V 16-DIP-C PKG	9N171	UC2834J
U19	1826-1362	2	1	IC TEMP XDCR 3-TO-92 PKG	24355	AD592AN
U20	1826-1308	6	1	IC V RGLTR-ADJ 5/35V 16-DIP-C PKG	9N171	UC2834J
U21	1826-1308	6	1	IC V RGLTR-ADJ 5/35V 16-DIP-C PKG	9N171	UC2834J
U22	1826-1308	6	1	IC V RGLTR-ADJ 5/35V 16-DIP-C PKG	9N171	UC2834J
U23	1826-1308	6	1	IC V RGLTR-ADJ 5/35V 16-DIP-C PKG	9N171	UC2834J
U24	1826-1403	2	1	IC V RGLTR-ADJ-POS 3/40V		LT317AT
VR1	1902-0955	9	1	DIODE-ZNR 7.5V 5% DO-35 PD = .4W TC = +.062%	04713	
X1	1251-2313	6	18	CONNECTOR-SGL CONT SKT .04-IN-BSC-SZ RND	00779	3-332070-5

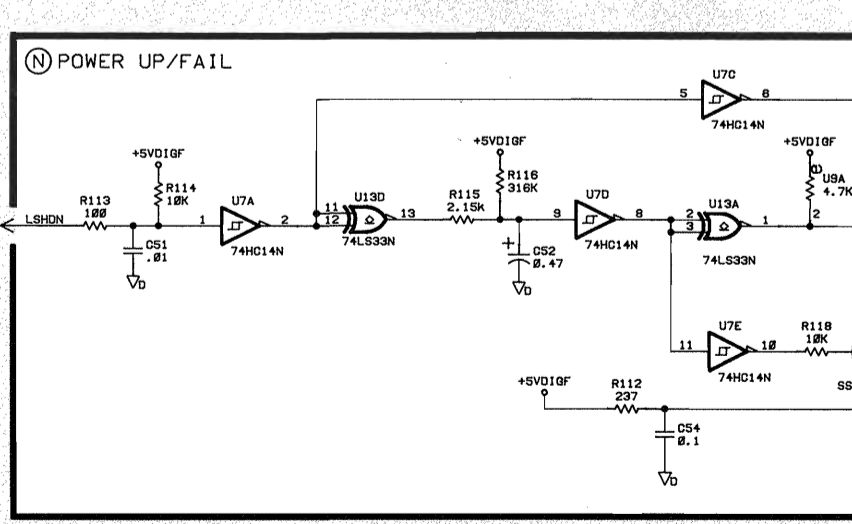
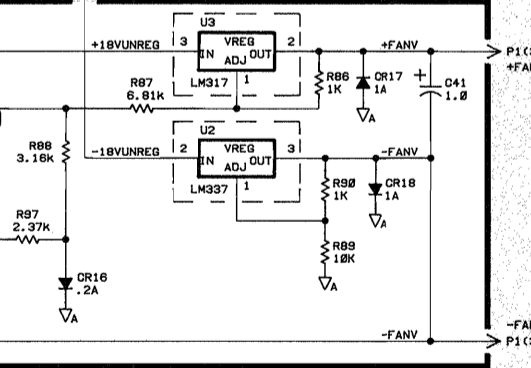
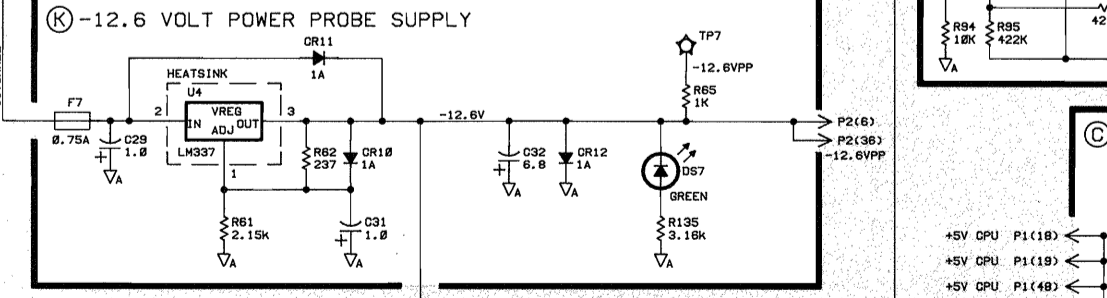
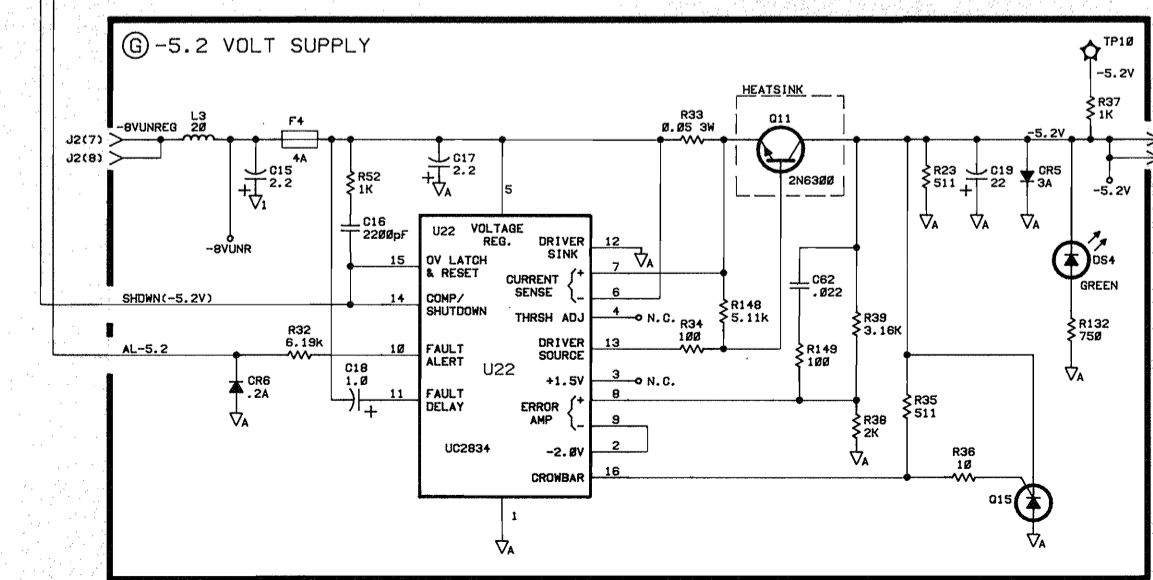
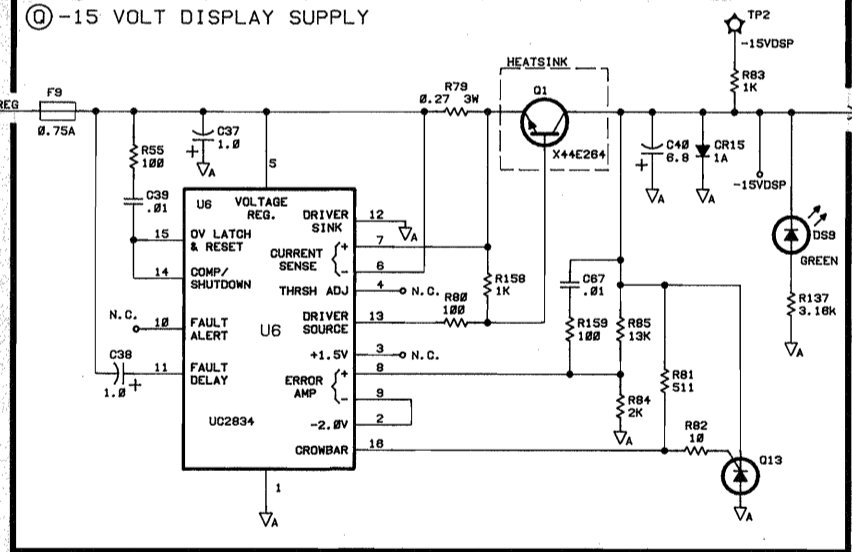
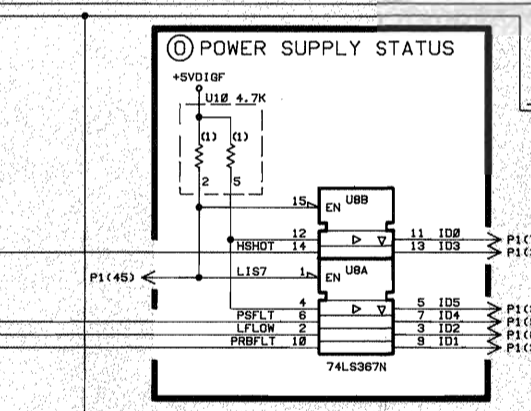
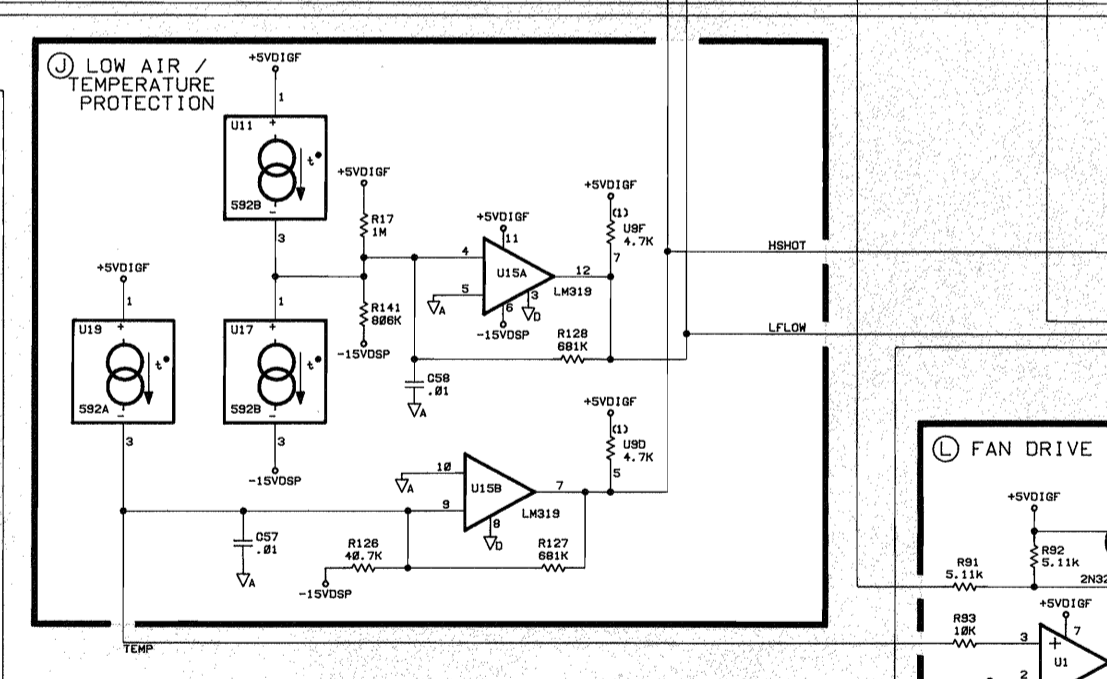
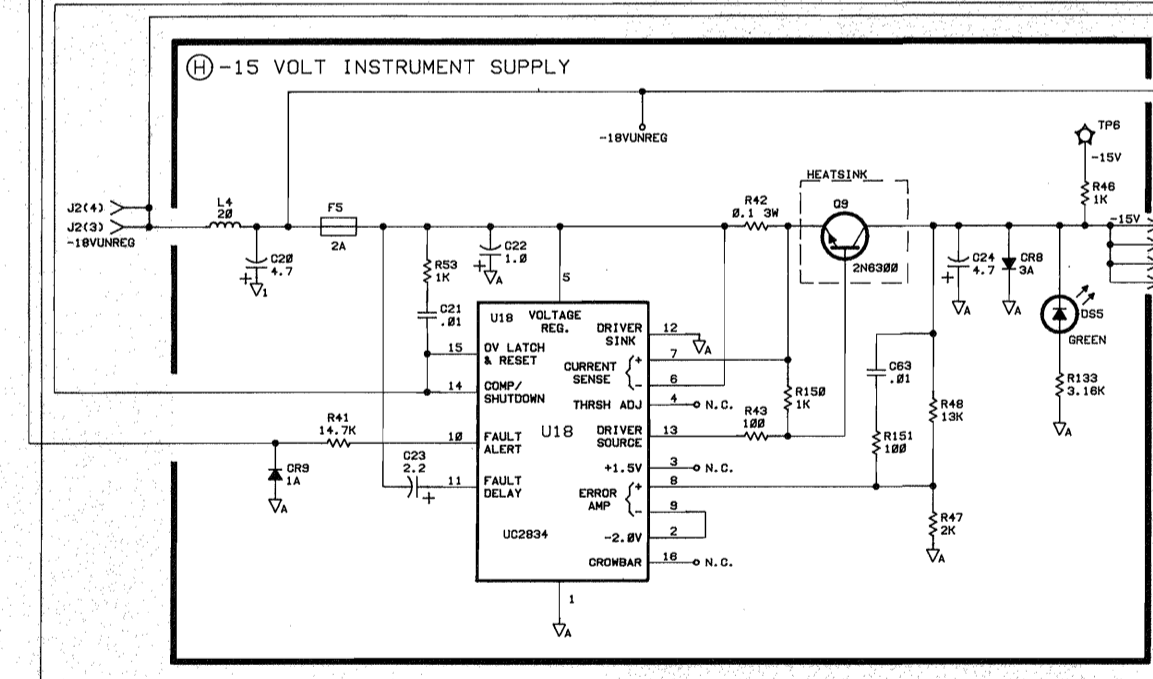
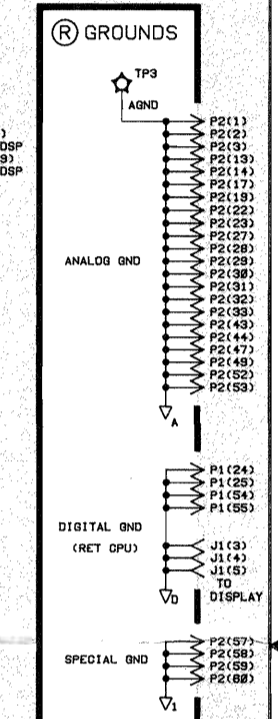
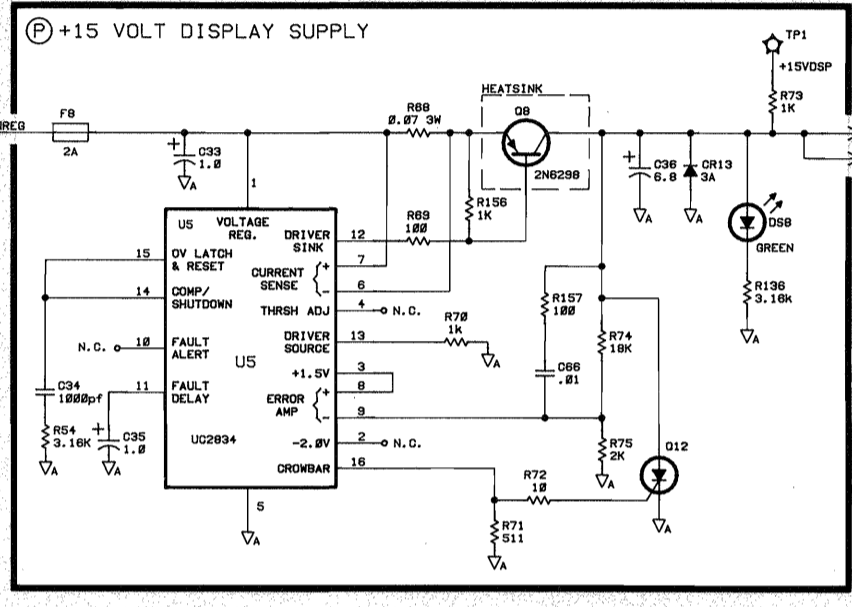
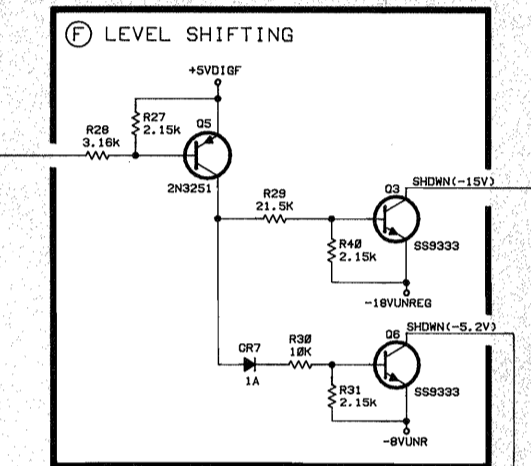
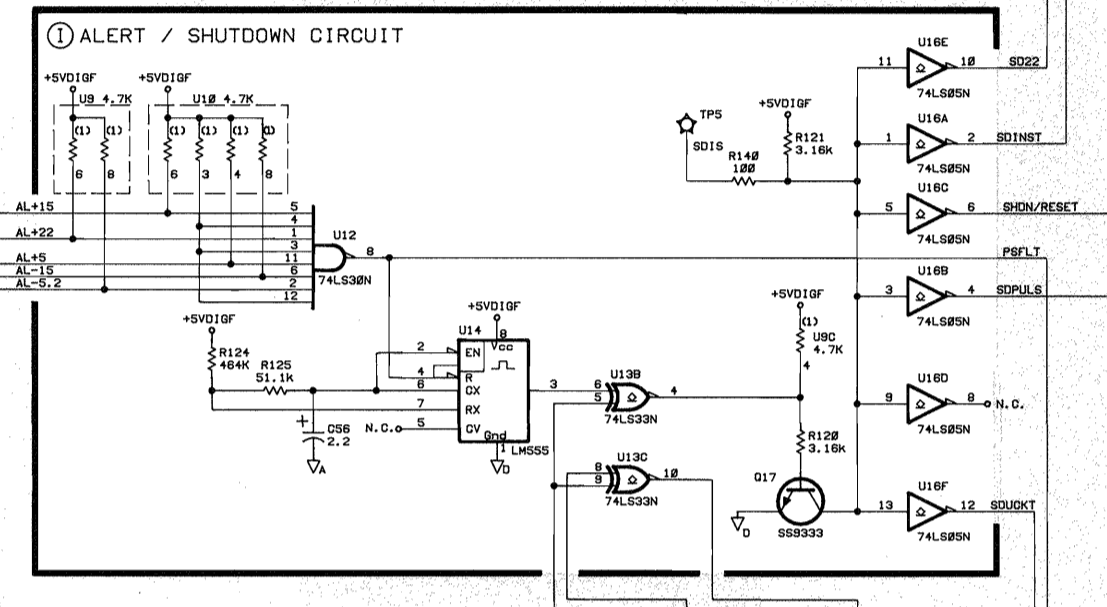
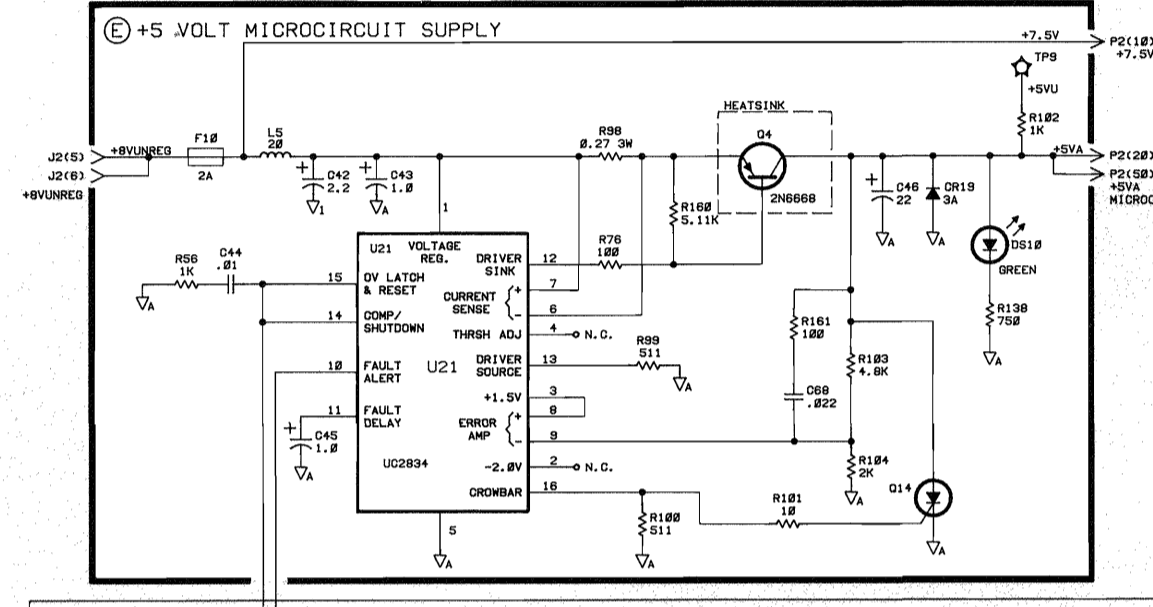
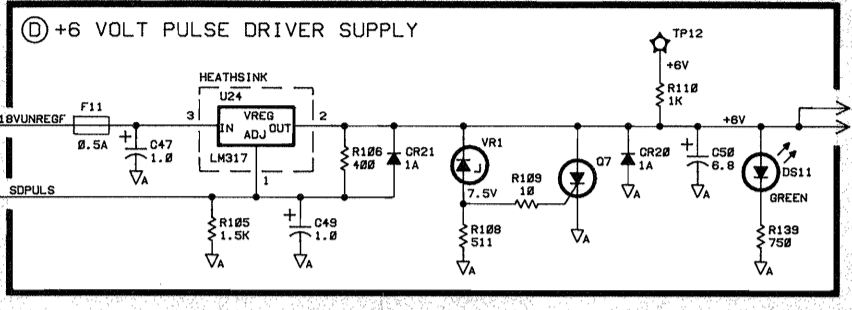
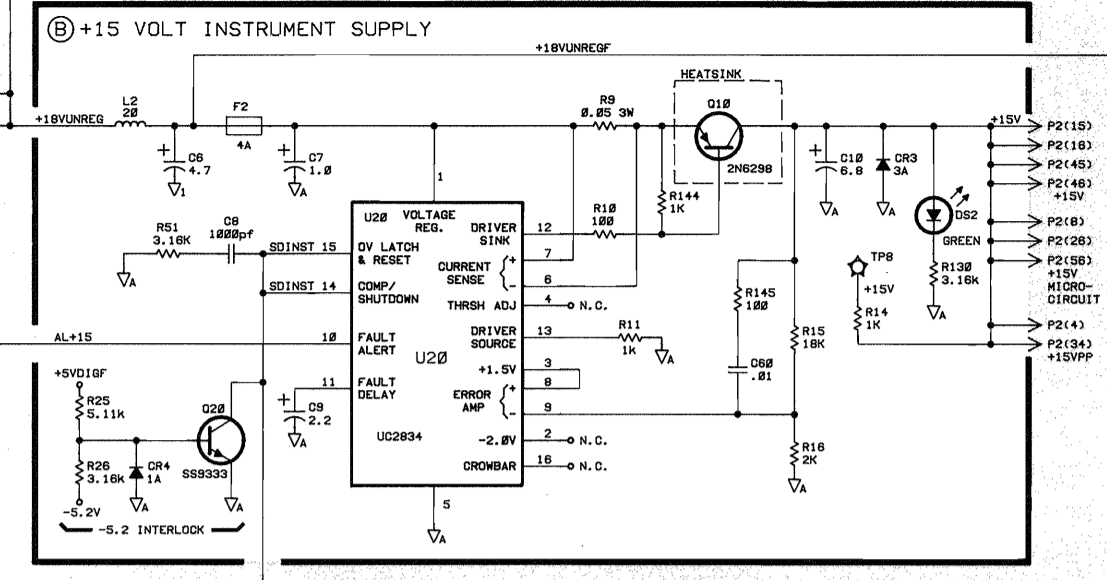
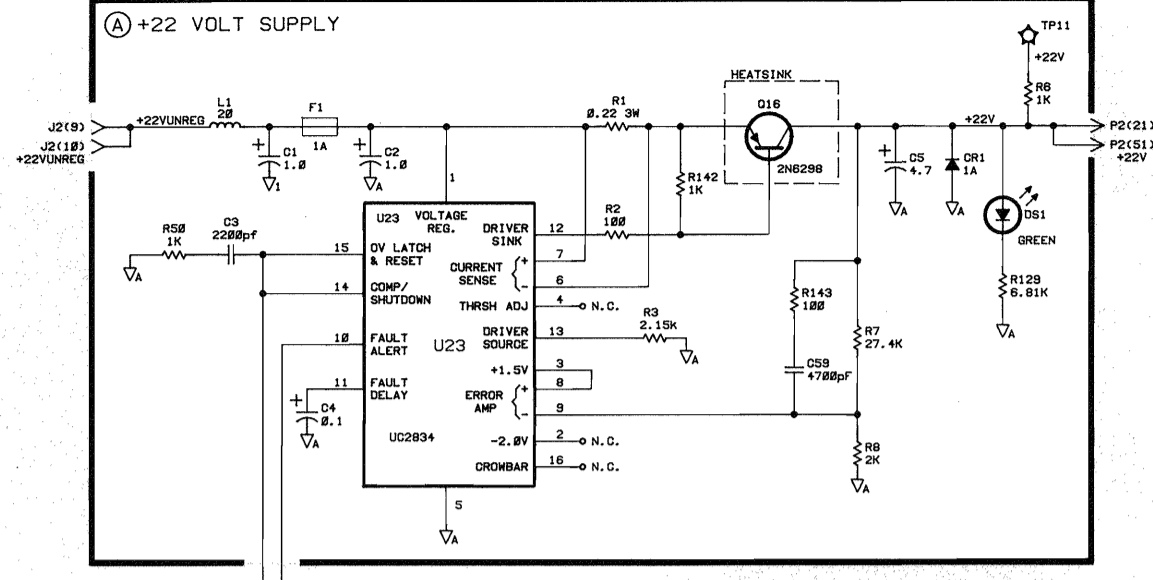


NOTES: UNLESS OTHERWISE SPECIFIED,
 1. ALL RESISTOR VALUES ARE IN OHMS.
 2. ALL CAPACITOR VALUES ARE IN MICROFARADS.
 3. ALL INDUCTOR VALUES ARE IN MICROHENRIES.

REFERENCE DESIGNATORS	
LAST USED	NOT USED
R181, C88, CR21, D811, F11, J2, L8, P2, C28, TP12, U24, VR1,	R4, R5, R18, R19, R20, R21, R22, R24, R44, R45, R46, R57, R58, R59, R68, R69, R84, R85, R87, R77, R78, R81, R82, R187, R111, R122, R123, R131, R146, R147, R152, R153, R154, R155, R156, R157, R158, R159, R160, R161, R162, R163, R164, R165, R166, R167, R168, R169, R170, R171, R172, R173, R174, R175, R176, R177, R178, R179, R180, R181, R182, R183, R184, R185, R186, R187, R188, R189, R190, R191, R192, R193, R194, R195, R196, R197, R198, R199, R200, R201, R202, R203, R204, R205, R206, R207, R208, R209, R210, R211, R212, R213, R214, R215, R216, R217, R218, R219, R220, R221, R222, R223, R224, R225, R226, R227, R228, R229, R230, R231, R232, R233, R234, R235, R236, R237, R238, R239, R240, R241, R242, R243, R244, R245, R246, R247, R248, R249, R250, R251, R252, R253, R254, R255, R256, R257, R258, R259, R260, R261, R262, R263, R264, R265, R266, R267, R268, R269, R270, R271, R272, R273, R274, R275, R276, R277, R278, R279, R280, R281, R282, R283, R284, R285, R286, R287, R288, R289, R290, R291, R292, R293, R294, R295, R296, R297, R298, R299, R300, R301, R302, R303, R304, R305, R306, R307, R308, R309, R310, R311, R312, R313, R314, R315, R316, R317, R318, R319, R320, R321, R322, R323, R324, R325, R326, R327, R328, R329, R330, R331, R332, R333, R334, R335, R336, R337, R338, R339, R340, R341, R342, R343, R344, R345, R346, R347, R348, R349, R350, R351, R352, R353, R354, R355, R356, R357, R358, R359, R360, R361, R362, R363, R364, R365, R366, R367, R368, R369, R370, R371, R372, R373, R374, R375, R376, R377, R378, R379, R380, R381, R382, R383, R384, R385, R386, R387, R388, R389, R390, R391, R392, R393, R394, R395, R396, R397, R398, R399, R400, R401, R402, R403, R404, R405, R406, R407, R408, R409, R410, R411, R412, R413, R414, R415, R416, R417, R418, R419, R420, R421, R422, R423, R424, R425, R426, R427, R428, R429, R430, R431, R432, R433, R434, R435, R436, R437, R438, R439, R440, R441, R442, R443, R444, R445, R446, R447, R448, R449, R450, R451, R452, R453, R454, R455, R456, R457, R458, R459, R460, R461, R462, R463, R464, R465, R466, R467, R468, R469, R470, R471, R472, R473, R474, R475, R476, R477, R478, R479, R480, R481, R482, R483, R484, R485, R486, R487, R488, R489, R490, R491, R492, R493, R494, R495, R496, R497, R498, R499, R500, R501, R502, R503, R504, R505, R506, R507, R508, R509, R510, R511, R512, R513, R514, R515, R516, R517, R518, R519, R520, R521, R522, R523, R524, R525, R526, R527, R528, R529, R530, R531, R532, R533, R534, R535, R536, R537, R538, R539, R540, R541, R542, R543, R544, R545, R546, R547, R548, R549, R550, R551, R552, R553, R554, R555, R556, R557, R558, R559, R560, R561, R562, R563, R564, R565, R566, R567, R568, R569, R570, R571, R572, R573, R574, R575, R576, R577, R578, R579, R580, R581, R582, R583, R584, R585, R586, R587, R588, R589, R590, R591, R592, R593, R594, R595, R596, R597, R598, R599, R600, R601, R602, R603, R604, R605, R606, R607, R608, R609, R610, R611, R612, R613, R614, R615, R616, R617, R618, R619, R620, R621, R622, R623, R624, R625, R626, R627, R628, R629, R630, R631, R632, R633, R634, R635, R636, R637, R638, R639, R640, R641, R642, R643, R644, R645, R646, R647, R648, R649, R650, R651, R652, R653, R654, R655, R656, R657, R658, R659, R660, R661, R662, R663, R664, R665, R666, R667, R668, R669, R670, R671, R672, R673, R674, R675, R676, R677, R678, R679, R680, R681, R682, R683, R684, R685, R686, R687, R688, R689, R690, R691, R692, R693, R694, R695, R696, R697, R698, R699, R700, R701, R702, R703, R704, R705, R706, R707, R708, R709, R710, R711, R712, R713, R714, R715, R716, R717, R718, R719, R720, R721, R722, R723, R724, R725, R726, R727, R728, R729, R730, R731, R732, R733, R734, R735, R736, R737, R738, R739, R740, R741, R742, R743, R744, R745, R746, R747, R748, R749, R750, R751, R752, R753, R754, R755, R756, R757, R758, R759, R760, R761, R762, R763, R764, R765, R766, R767, R768, R769, R770, R771, R772, R773, R774, R775, R776, R777, R778, R779, R780, R781, R782, R783, R784, R785, R786, R787, R788, R789, R790, R791, R792, R793, R794, R795, R796, R797, R798, R799, R800, R801, R802, R803, R804, R805, R806, R807, R808, R809, R810, R811, R812, R813, R814, R815, R816, R817, R818, R819, R820, R821, R822, R823, R824, R825, R826, R827, R828, R829, R830, R831, R832, R833, R834, R835, R836, R837, R838, R839, R840, R841, R842, R843, R844, R845, R846, R847, R848, R849, R850, R851, R852, R853, R854, R855, R856, R857, R858, R859, R860, R861, R862, R863, R864, R865, R866, R867, R868, R869, R870, R871, R872, R873, R874, R875, R876, R877, R878, R879, R880, R881, R882, R883, R884, R885, R886, R887, R888, R889, R890, R891, R892, R893, R894, R895, R896, R897, R898, R899, R900, R901, R902, R903, R904, R905, R906, R907, R908, R909, R910, R911, R912, R913, R914, R915, R916, R917, R918, R919, R920, R921, R922, R923, R924, R925, R926, R927, R928, R929, R930, R931, R932, R933, R934, R935, R936, R937, R938, R939, R940, R941, R942, R943, R944, R945, R946, R947, R948, R949, R950, R951, R952, R953, R954, R955, R956, R957, R958, R959, R960, R961, R962, R963, R964, R965, R966, R967, R968, R969, R970, R971, R972, R973, R974, R975, R976, R977, R978, R979, R980, R981, R982, R983, R984, R985, R986, R987, R988, R989, R990, R991, R992, R993, R994, R995, R996, R997, R998, R999, R1000, R1001, R1002, R1003, R1004, R1005, R1006, R1007, R1008, R1009, R1010, R1011, R1012, R1013, R1014, R1015, R1016, R1017, R1018, R1019, R1020, R1021, R1022, R1023, R1024, R1025, R1026, R1027, R1028, R1029, R1030, R1031, R1032, R1033, R1034, R1035, R1036, R1037, R1038, R1039, R1040, R1041, R1042, R1043, R1044, R1045, R1046, R1047, R1048, R1049, R1050, R1051, R1052, R1053, R1054, R1055, R1056, R1057, R1058, R1059, R1060, R1061, R1062, R1063, R1064, R1065, R1066, R1067, R1068, R1069, R1070, R1071, R1072, R1073, R1074, R1075, R1076, R1077, R1078, R1079, R1080, R1081, R1082, R1083, R1084, R1085, R1086, R1087, R1088, R1089, R1090, R1091, R1092, R1093, R1094, R1095, R1096, R1097, R1098, R1099, R1100, R1101, R1102, R1103, R1104, R1105, R1106, R1107, R1108, R1109, R1110, R1111, R1112, R1113, R1114, R1115, R1116, R1117, R1118, R1119, R1120, R1121, R1122, R1123, R1124, R1125, R1126, R1127, R1128, R1129, R1130, R1131, R1132, R1133, R1134, R1135, R1136, R1137, R1138, R1139, R1140, R1141, R1142, R1143, R1144, R1145, R1146, R1147, R1148, R1149, R1150, R1151, R1152, R1153, R1154, R1155, R1156, R1157, R1158, R1159, R1160, R1161, R1162, R1163, R1164, R1165, R1166, R1167, R1168, R1169, R1170, R1171, R1172, R1173, R1174, R1175, R1176, R1177, R1178, R1179, R1180, R1181, R1182, R1183, R1184, R1185, R1186, R1187, R1188, R1189, R1190, R1191, R1192, R1193, R1194, R1195, R1196, R1197, R1198, R1199, R1200, R1201, R1202, R1203, R1204, R1205, R1206, R1207, R1208, R1209, R1210, R1211, R1212, R1213, R1214, R1215, R1216, R1217, R1218, R1219, R1220, R1221, R1222, R1223, R1224, R1225, R1226, R1227, R1228, R1229, R1230, R1231, R1232, R1233, R1234, R1235, R1236, R1237, R1238, R1239, R1240, R1241, R1242, R1243, R1244, R1245, R1246, R1247, R1248, R1249, R1250, R1251, R1252, R1253, R1254, R1255, R1256, R1257, R1258, R1259, R1260, R1261, R1262, R1263, R1264, R1265, R1266, R1267, R1268, R1269, R1270, R1271, R1272, R1273, R1274, R1275, R1276, R1277, R1278, R1279, R1280, R1281, R1282, R1283, R1284, R1285, R1286, R1287, R1288, R1289, R1290, R1291, R1292, R1293, R1294, R1295, R1296, R1297, R1298, R1299, R1300, R1301, R1302, R1303, R1304, R1305, R1306, R1307, R1308, R1309, R1310, R1311, R1312, R1313, R1314, R1315, R1316, R1317, R1318, R1319, R1320, R1321, R1322, R1323, R1324, R1325, R1326, R1327, R1328, R1329, R1330, R1331, R1332, R1333, R1334, R1335, R1336, R1337, R1338, R1339, R1340, R1341, R1342, R1343, R1344, R1345, R1346, R1347, R1348, R1349, R1350, R1351, R1352, R1353, R1354, R1355, R1356, R1357, R1358, R1359, R1360, R1361, R1362, R1363, R1364, R1365, R1366, R1367, R1368, R1369, R1370, R1371, R1372, R1373, R1374, R1375, R1376, R1377, R1378, R1379, R1380, R1381, R1382, R1383, R1384, R1385, R1386, R1387, R1388, R1389, R1390, R1391, R1392, R1393, R1394, R1395, R1396, R1397, R1398, R1399, R1400, R1401, R1402, R1403, R1404, R1405, R1406, R1407, R1408, R1409, R1410, R1411, R1412, R1413, R1414, R1415, R1416, R1417, R1418, R1419, R1420, R1421, R1422, R1423, R1424, R1425, R1426, R1427, R1428, R1429, R1430, R1431, R1432, R1433, R1434, R1435, R1436, R1437, R1438, R1439, R1440, R1441, R1442, R1443, R1444, R1445, R1446, R1447, R1448, R1449, R1450, R1451, R1452, R1453, R1454, R1455, R1456, R1457, R1458, R1459, R1460, R1461, R1462, R1463, R1464, R1465, R1466, R1467, R1468, R1469, R1470, R1471, R1472, R1473, R1474, R1475, R1476, R1477, R1478, R1479, R1480, R1481, R1482, R1483, R1484, R1485, R1486, R1487, R1488, R1489, R1490, R1491, R1492, R1493, R1494, R1495, R1496, R1497, R1498, R1499, R1500, R1501, R1502, R1503, R1504, R1505, R1506, R1507, R1508, R1509, R1510, R1511, R1512, R1513, R1514, R1515, R1516, R1517, R1518, R1519, R1520, R1521, R1522, R1523, R1524, R1525, R1526, R1527, R1528, R1529, R1530, R1531, R1532, R1533, R1534, R1535, R1536, R1537, R1538, R1539, R1540, R1541, R1542, R1543, R1544, R1545, R1546, R1547, R15

NOTES: UNLESS OTHERWISE SPECIFIED,
 1. ALL RESISTOR VALUES ARE IN OHMS.
 2. ALL CAPACITOR VALUES ARE IN MICROFARADS.
 3. ALL INDUCTOR VALUES ARE IN MICRORHENRIES.

REFERENCE DESIGNATORS	
LAST USED	NOT USED
R101, D08, CR21, D011, F11, J2, L8, P2, C28, TP12, U24, VR1.	R4, R5, R10, R19, R20, R21, R22, R24, R44, R45, R48, R57, R58, R59, R60, R62, R64, R66, R67, R71, R78, R187, R111, R122, R123, R131, R146, R147, R150, R153, R154, R155, C11, C12, C13, C14, C25, C26, C27, C28, C38, C48, C55, C61, C84, C85, DR14, F3, F6, Q2.



A9 CPU Assembly

Part Number 08753-60067 and 08753-60079

This section contains the replaceable parts list, component location diagram, and circuit schematic for two versions of the A9 CPU assembly, HP part numbers 08753-60067 and 08753-60079.

The 08753-60067 assembly is for the HP 8753B only.

The 08753-60079 assembly is for the HP 8753A only. There is an older version of the A9 assembly for the HP 8753A which has HP part number 08753-60009. At this time, documentation for this discontinued part is not available. However, it is almost identical to the 08753-60079 except for the firmware revision, so the documentation provided here may be helpful. Refer to service note 8753A-7B for information regarding the compatibility of the 08753-60009 assembly with different versions of the A11 phase lock assembly.

The EPROMs on the A9 CPU board contain the firmware for the instrument. They can be replaced as a set. Please refer to the HP 8753A/B service manual for the part number of the appropriate firmware kit.

Information in this document is subject to change without notice. The configuration of some assemblies may differ from that indicated in this document.

Replaceable Parts List for A9 CPU Assembly, part number 08753-60067 (1 of 2)

Reference Designation	HP Part Number	C	D	Qty	Description	Mfr Code	Mfr Part Number
	08753-80067	7	1		BD AY-CPU	28480	08753-60067
C1	0160-4835	7	1		CAP-FXD 0.1uF 50 V	04222	SA115C104KAAH
C2	0160-4835	7	1		CAP-FXD 0.1uF 50 V	04222	SA115C104KAAH
C3	0160-4835	7	1		CAP-FXD 0.1uF 50 V	04222	SA115C104KAAH
C4	0160-4835	7	1		CAP-FXD 0.1uF 50 V	04222	SA115C104KAAH
C5	0160-4835	7	1		CAP-FXD 0.1uF 50 V	04222	SA115C104KAAH
C6	0160-4835	7	1		CAP-FXD 0.1uF 50 V	04222	SA115C104KAAH
C7	0160-4804	0	1		CAP-FXD 56pF 100 V	04222	SA102A560JAAH
C8	0160-4835	7	1		CAP-FXD 0.1uF 50 V	04222	SA115C104KAAH
C9	0160-4574	1	1		CAP-FXD 1000pF 100 V	04222	SA101C102KAAH
C10	0160-3771	0	1		CAP-FXD 1uF 35 V TA	56289	299D105X9035AB1
C11	0160-4835	7	1		CAP-FXD 0.1uF 50 V	04222	SA115C104KAAH
C12	0160-4835	7	1		CAP-FXD 0.1uF 50 V	04222	SA115C104KAAH
C13	0160-4835	7	1		CAP-FXD 0.1uF 50 V	04222	SA115C104KAAH
C14	0160-4835	7	1		CAP-FXD 0.1uF 50 V	04222	SA115C104KAAH
C15	0160-4835	7	1		CAP-FXD 0.1uF 50 V	04222	SA115C104KAAH
C16	0160-3833	5	1		CAP-FXD 22uF 10 V TA	56289	299D228X9010CB1
C17	0160-3740	3	1		CAP-FXD 0.22F 5 V CARB	S0545	FS0H224Z
DL1	1810-1175	2	1		ICDS1000 PDLY LN		DS1000-100
DS1	1990-0652	8	1		LED-LAMP ARRAY LUM-INT=200UCD IF=5MA-MAX	28480	HLMP-6620 SELECTED
DS2	1990-0652	8	1		LED-LAMP ARRAY LUM-INT=200UCD IF=5MA-MAX	28480	HLMP-6620 SELECTED
J1	1251-5376	7	1		CONN-POST TYPE .100-PIN-SPCG 8-CONT	18873	68001-608
J2	1251-4927	2	1		CONN-POST TYPE .100-PIN-SPCG 16-CONT	18873	67997-616
J3	1251-5033	3	1		CONN-POST TYPE .100-PIN-SPCG 3-CONT	18873	68001-603
J4	1251-4928	3	1		CONN-POST TYPE .100-PIN-SPCG 10-CONT	18873	67997-610
L1	9140-1146	4	1		INDUCTOR-FIXED L=1.5 uH MIN FREQ=10kHz	01961	PE 52616
MP1	08753-20067	3	1		BOARD CPU	28480	08753-20067
MP2	4040-0756	3	2		EXTR-PC BD WHT POLYC .062-IN-BD-THKNS 1-		
MP3	1480-0073	6	2		PIN-ROLL .062-IN-DIA .25-IN-LG BE-CU	72962	99-012-062-0250
P1	1251-8912	3	1		CONN-POST TYPE .100-PIN-SPCG 60-CONT	00779	534204-5
P2	1251-8912	3	1		CONN-POST TYPE .100-PIN-SPCG 60-CONT	00779	534204-5
Q1	1853-0405	9	1		TRANSISTOR PNP SI PD=300MW FT=850MHZ	04713	2N4209
Q2	1853-0281	9	1		TRANSISTOR PNP 2N2907A SI TO-18 PD=400MW	04713	2N2907A
R1	0698-7253	8	1		RESISTOR 5.11K ±1% .05W TF TC=0±100	19701	5063J
R2	0698-7236	7	1		RESISTOR 1K ±1% .05W TF TC=0±100	19701	5063J
R3	0698-7196	8	1		RESISTOR 21.5 ±1% .05W TF TC=0±100	19701	5063J
R4	0698-7228	7	1		RESISTOR 464 ±1% .05W TF TC=0±100	19701	5063J
R5	0698-7253	8	1		RESISTOR 5.11K ±1% .05W TF TC=0±100	19701	5063J
R6	0698-7236	7	1		RESISTOR 1K ±1% .05W TF TC=0±100	19701	5063J
R7	0698-7273	2	1		RESISTOR 34.8K ±1% .05W TF TC=0±100	19701	5063J
R8	0698-7273	2	1		RESISTOR 34.8K ±1% .05W TF TC=0±100	19701	5063J
R9	0698-7228	7	1		RESISTOR 464 ±1% .05W TF TC=0±100	19701	5063J
R10	0698-7228	7	1		RESISTOR 464 ±1% .05W TF TC=0±100	19701	5063J
R11	0698-7205	0	1		RESISTOR 51.1 ±1% .05W TF TC=0±100	19701	5063J
R12	0698-7234	5	1		RESISTOR 825 ±1% .05W TF TC=0±100	19701	5063J
R13	0698-7223	2	1		RESISTOR 287 ±1% .05W TF TC=0±100	19701	5063J
TP1	1251-6370	3	1		CONN-POST TYPE .150-PIN-SPCG 11-CONT	00779	1-87221-0
TP2	1251-6370	3	1		CONN-POST TYPE .150-PIN-SPCG 11-CONT	00779	1-87221-0
TP3	1251-6370	3	1		CONN-POST TYPE .150-PIN-SPCG 11-CONT	00779	1-87221-0
TP4	1251-6370	3	1		CONN-POST TYPE .150-PIN-SPCG 11-CONT	00779	1-87221-0
TP5	1251-6370	3	1		CONN-POST TYPE .150-PIN-SPCG 11-CONT	00779	1-87221-0
TP6	1251-6370	3	1		CONN-POST TYPE .150-PIN-SPCG 11-CONT	00779	1-87221-0
TP7	1251-6370	3	1		CONN-POST TYPE .150-PIN-SPCG 11-CONT	00779	1-87221-0
TP8	1251-6370	3	1		CONN-POST TYPE .150-PIN-SPCG 11-CONT	00779	1-87221-0
TP9	1251-6370	3	1		CONN-POST TYPE .150-PIN-SPCG 11-CONT	00779	1-87221-0
TP10	1251-6370	3	1		CONN-POST TYPE .150-PIN-SPCG 11-CONT	00779	1-87221-0
TP11	1251-6370	3	1		CONN-POST TYPE .150-PIN-SPCG 11-CONT	00779	1-87221-0
U1	1820-4570	8	1		IC-16-BIT,10MHZ,PLSTC.MPU.32-B DATA BUS	18324	SCN68000CAN64
U2	1820-3100	8	1		IC DCDR TTL ALS BIN 3-TO-8-LINE 3-INP	01295	SN74ALS138N
U3	1820-1568	8	1		IC BFR TTL LS BUS QUAD	01295	SN74LS125AN
U4	08753-80062	4	1		EPROM U4	28480	08753-80062
U5	08753-80063	5	1		EPROM U5	28480	08753-80063
U7	1818-3760	1	1		IC CMOS 65536 (64K) STAT RAM 150-NS 3-S	S0562	TC5664APL-15
U8	1820-2075	4	1		IC TRANSCEIVER TTL LS BUS OCTL	01295	SN74LS245N
U9	1820-3848	1	1		IC FF CMOS/74HCT D-TYPE POS-EDGE-TRIG CO	27014	MM74HCT374N
U10	1820-3706	0	1		IC TRANSCEIVER TTL LS BUS OCTL	01295	SN74LS652NT
U11	1820-4652	7	1		IC FF TTL AS D-TYPE POS-EDGE-TRIG COM CL	01295	SN74AS823NT
U12	1820-3100	8	1		IC DCDR TTL ALS BIN 3-TO-8-LINE 3-INP	01295	SN74ALS138N
U13	1820-2488	3	1		IC FF TTL ALS D-TYPE POS-EDGE-TRIG PRESE	01295	SN74ALS74AN
U14	1820-3423	8	1		IC SHF-RGTR TTL LS ASYNCHRO SERIAL-IN PR	01295	SN74LS959N

Replaceable Parts List for A9 CPU Assembly, part number 08753-60067 (2 of 2)

Reference Designation	HP Part Number	C D	Qty	Description	Mfr Code	Mfr Part Number
U15	08753-80059	9	1	PROM 27S191	28480	08753-80059
U16	1818-3336	7	1	IC NMOS 16384 (16K) STAT RAM 45-NS 3-S	S0562	TMM2018AP-45
U17	1820-3401	2	1	IC BFR TTL ALS OR QUAD 2-INP	01295	SN74ALS1032AN
U18	1820-3438	5	1	IC MUXR/DATA-SEL TTL ALS 2-TO-1-LINE QUA	01295	SN74ALS257N
U19	1820-3401	2	1	IC BFR TTL ALS OR QUAD 2-INP	01295	SN74ALS1032AN
U20	1820-3480	7	1	IC DRVR TTL ALS AND QUAD 2-INP	01295	SN74ALS1008AN
U21	1820-5997	5	1	IC-16/32 BIT DIGITAL SIG.PROCESSOR 20MHZ	01295	TMS320C10NL
U22	1810-0205	7	1	NETWORK-RES 8-SIP 4.7K OHM X 7	11236	750-81
U23	1818-4227	7	1	IC NMOS 16384 (16K) ELEC-ER-PROM 200-NS		X2816BP-20
U24	08753-80064	6	1	EPROM U24	28480	08753-80064
U25	08753-80065	7	1	EPROM U25	28480	08753-80065
U27	1818-3760	1	1	IC CMOS 65536 (64K) STAT RAM 150-NS 3-S	S0562	TC5564APL-15
U28	1820-2075	4	1	IC TRANSCEIVER TTL LS BUS OCTL	01295	SN74LS245N
U29	1820-3848	1	1	IC FF CMOS/74HCT D-TYPE POS-EDGE-TRIG CO	27014	MM74HCT374N
U30	1820-3706	0	1	IC TRANSCEIVER TTL LS BUS OCTL	01295	SN74LS652NT
U31	1820-4652	7	1	IC FF TTL AS D-TYPE POS-EDGE-TRIG COM CL	01295	SN74AS823NT
U32	1820-3423	8	1	IC SHF-RGTR TTL LS ASYNCHRO SERIAL-IN PR	01295	SN74LS595N
U33	08753-80060	2	1	PROM 27S191	28480	08753-80060
U34	1818-3336	7	1	IC NMOS 16384 (16K) STAT RAM 45-NS 3-S	S0562	TMM2018AP-45
U35	1820-2739	7	1	IC GATE TTL ALS NOR QUAD 2-INP	01295	SN74ALS02N
U36	1820-1492	7	1	IC BFR TTL LS INV HEX 1-INP	01295	SN74LS368AN
U37	1820-3466	9	1	IC FF TTL ALS D-TYPE POS-EDGE-TRIG COM C	01295	SN74ALS175N
U38	1820-3849	0	1	IC SHF-RGTR TTL F SYNC/ASYNC SERIAL-IN P	18324	74F164N
U39	08753-80061	3	1	PAL 16R6	28480	08753-80061
U40	1820-1072	9	1	IC DCDR TTL S 2-TO-4-LINE DUAL 2-INP	01295	SN74S139N
U41	1820-3439	6	1	IC MUXR/DATA-SEL TTL ALS 4-TO-1-LINE DUA	01295	SN74ALS253N
U42	1820-3439	6	1	IC MUXR/DATA-SEL TTL ALS 4-TO-1-LINE DUA	01295	SN74ALS253N
U43	1820-3439	6	1	IC MUXR/DATA-SEL TTL ALS 4-TO-1-LINE DUA	01295	SN74ALS253N
U44	1820-3439	6	1	IC MUXR/DATA-SEL TTL ALS 4-TO-1-LINE DUA	01295	SN74ALS253N
U45	1820-2656	7	1	IC GATE TTL ALS NAND QUAD 2-INP	01295	SN74ALS00AN
U46	1818-4036	6	1	DRAM 256KX4 120 NS PLSTC FST-PG-M 5V	01295	TMS44C256-12N
U47	1818-4036	6	1	DRAM 256KX4 120 NS PLSTC FST-PG-M 5V	01295	TMS44C256-12N
U48	1818-4036	6	1	DRAM 256KX4 120 NS PLSTC FST-PG-M 5V	01295	TMS44C256-12N
U49	1818-4036	6	1	DRAM 256KX4 120 NS PLSTC FST-PG-M 5V	01295	TMS44C256-12N
U50	1818-4036	6	1	DRAM 256KX4 120 NS PLSTC FST-PG-M 5V	01295	TMS44C256-12N
U51	1818-4036	6	1	DRAM 256KX4 120 NS PLSTC FST-PG-M 5V	01295	TMS44C256-12N
U52	1818-4036	6	1	DRAM 256KX4 120 NS PLSTC FST-PG-M 5V	01295	TMS44C256-12N
U53	1818-4036	6	1	DRAM 256KX4 120 NS PLSTC FST-PG-M 5V	01295	TMS44C256-12N
U54	1820-3456	7	1	IC DRVR CMOS/74HCT LINE OCTL	27014	MM74HCT244N
U55	1820-1851	2	1	IC ENCDR TTL LS	01295	SN74LS148N
U56	1820-3847	0	1	IC DCDR CMOS/74HCT BIN 3-TO-8-LINE	27014	MM74HCT138N
U57	1820-3848	1	1	IC FF CMOS/74HCT D-TYPE POS-EDGE-TRIG CO	27014	MM74HCT374N
U58	1820-3665	0	1	IC TRANSCEIVER CMOS/74HCT BUS OCTL	27014	MM74HCT245N
U59	1820-2739	7	1	IC GATE TTL ALS NOR QUAD 2-INP	01295	SN74ALS02N
U60	1820-1440	5	1	IC LCH TTL LS QUAD	01295	SN74LS279AN
U61	1820-1423	4	1	IC MV TTL LS MONOSTBL RETRIG DUAL	01295	SN74LS123N
U62	1820-2634	1	1	IC INV TTL ALS HEX	01295	SN74ALS04BN
U63	1820-2096	9	1	IC CNTR TTL LS BIN DUAL 4-BIT	01295	SN74LS393N
U64	1820-2096	9	1	IC CNTR TTL LS BIN DUAL 4-BIT	01295	SN74LS393N
U65	1820-3439	6	1	IC MUXR/DATA-SEL TTL ALS 4-TO-1-LINE DUA	01295	SN74ALS253N
VR1	1902-3002	3	1	DIODE-ZNR 2.37V 5% DO-7 PD = .4W TC = -.074%	04713	
W1	1258-0218	0	1	JUMPER 16 GOLD PLTD PHOSPHOR BRONZE	18873	69145-216
W2	1258-0141	8	1	JUMPER-REMOVABLE FOR 0.025 IN SQ PINS	18873	65474-004
W3	1258-0141	8	1	JUMPER-REMOVABLE FOR 0.025 IN SQ PINS	18873	65474-004
W4	1460-1489	8	1	WIREFORM BE CU AG	17450	
X1	1200-1326	2	4	SOCKET-IC 32-CONT DIP DIP-SLDR	91506	832-AG12D
X2	1200-0541	1	2	SOCKET-IC 24-CONT DIP DIP-SLDR	09922	DILB24P-308T
X3	1200-0639	8	1	SOCKET-IC 20-CONT DIP DIP-SLDR	09922	DILB20P-308T
Y1	1813-0143	8	1	CLOCK-OSCILLATOR-XTAL 19.6608-MHZ 0.05%		F1114-19.6608MHZ



08753-60067

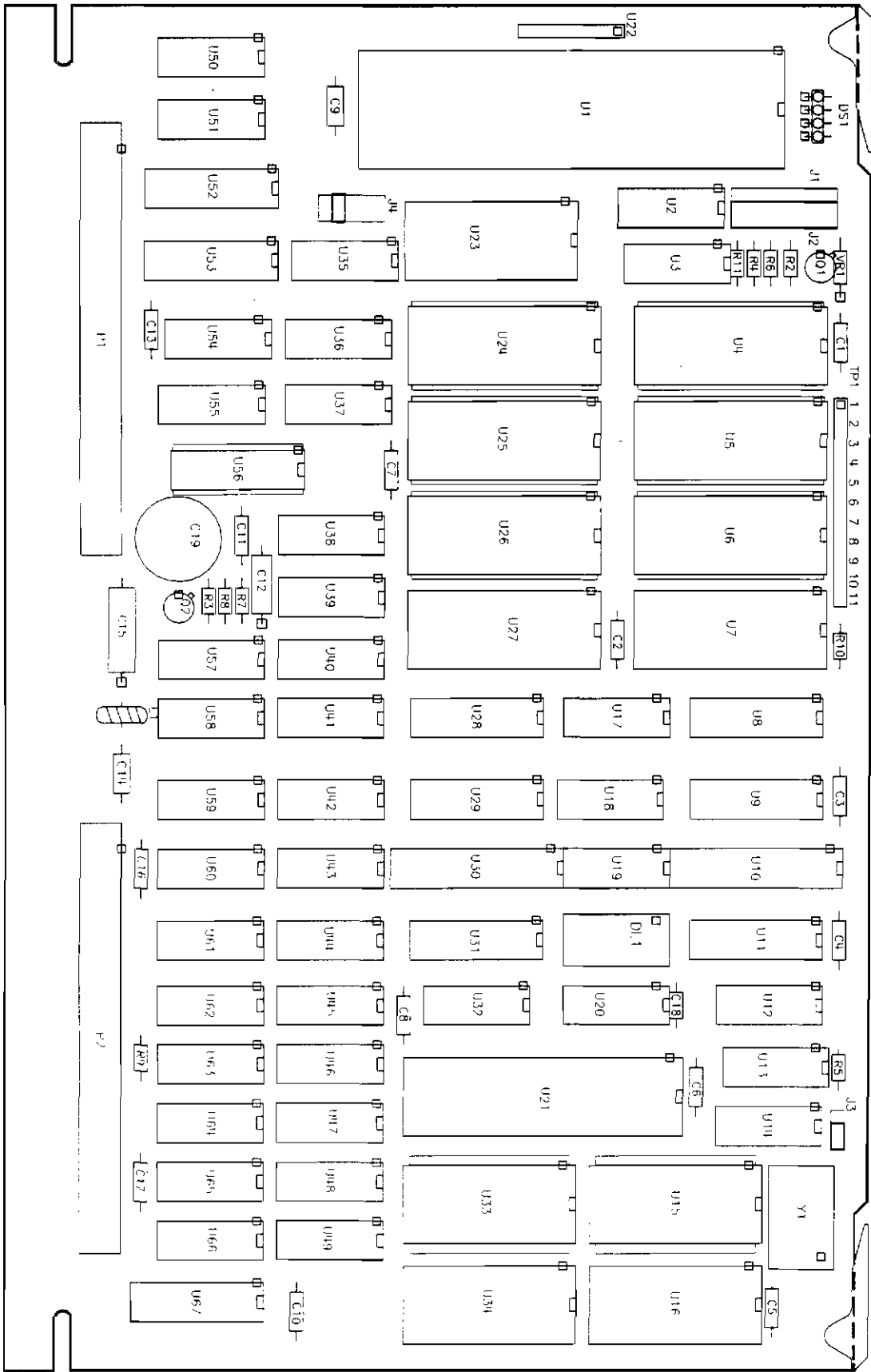
Component Location Diagram

Replaceable Parts List for A9 CPU Assembly, part number 08753-60079 (1 of 2)

Reference Designation	HP Part Number	C	D	Qty	Description	Mfr Code	Mfr Part Number
C1	08753-60079	1	1		BOARD ASSY-CPU	28480	08753-60079
C2	0180-4835	7	1		CAP-FXD 0.1uF 50 V	04222	SA115C104KAAH
C3	0180-4835	7	1		CAP-FXD 0.1uF 50 V	04222	SA115C104KAAH
C4	0180-4835	7	1		CAP-FXD 0.1uF 50 V	04222	SA115C104KAAH
C5	0180-4835	7	1		CAP-FXD 0.1uF 50 V	04222	SA115C104KAAH
C6	0180-4835	7	1		CAP-FXD 0.1uF 50 V	04222	SA115C104KAAH
C7	0180-4835	7	1		CAP-FXD 0.1uF 50 V	04222	SA115C104KAAH
C8	0180-4835	7	1		CAP-FXD 0.1uF 50 V	04222	SA115C104KAAH
C9	0180-4835	7	1		CAP-FXD 0.1uF 50 V	04222	SA115C104KAAH
C10	0180-4835	7	1		CAP-FXD 0.1uF 50 V	04222	SA115C104KAAH
C11	0180-4822	2	1		CAPACITOR-FXD 1000PF ± 5% 100VDC CER 0 ±	04222	SA201A102JAAH
C12	0180-0291	3	1		CAP-FXD 1uF 35 V TA	56289	150D105X9035A2-DYS
C13	0180-4835	7	1		CAP-FXD 0.1uF 50 V	04222	SA115C104KAAH
C14	0180-4835	7	1		CAP-FXD 0.1uF 50 V	04222	SA115C104KAAH
C15	0180-0228	6	1		CAP-FXD 22uF 15 V TA	56289	150D226X9015B2-DYS
C16	0180-4835	7	1		CAP-FXD 0.1uF 50 V	04222	SA115C104KAAH
C17	0180-4835	7	1		CAP-FXD 0.1uF 50 V	04222	SA115C104KAAH
C18	0180-4804	0	1		CAP-FXD 56pF 100 V	04222	SA102A560JAAH
C19	0180-3740	3	1		CAP-FXD 0.22F 5 V CARB	S0545	FS0H224Z
DL1	1813-0197	2	1		DELAY LINE	DSP-224	
DS1	1990-0652	8	1		LED-LAMP ARRAY LUM-INT=200UCD IF=5MA-MAX	28480	HLMP-6620 SELECTED
J1	1251-5376	7	1		CONN-POST TYPE .100-PIN-SPCG 8-CONT	18873	68001-608
J2	1251-4927	2	1		CONN-POST TYPE .100-PIN-SPCG 16-CONT	18873	67997-616
J3	1251-5033	3	1		CONN-POST TYPE .100-PIN-SPCG 3-CONT	18873	68001-603
J4	1251-4928	3	1		CONN-POST TYPE .100-PIN-SPCG 10-CONT	18873	67997-610
L1	9140-1146	4	1		INDUCTOR-FIXED L=1.5 uH MIN FREQ=10kHz	01961	PE 52616
MP1	08753-20079	7	1		BOARD-CPU	28480	08753-20079
MP2	4040-0756	3	2		EXTR-PC BD WHT POLYC .062-IN-BD-THKNS 1-		
MP3	1480-0073	6	2		PIN-ROLL .062-IN-DIA .25-IN-LG BE-CU	72962	99-012-062-0250
P1	1251-8912	3	1		CONN-POST TYPE .100-PIN-SPCG 60-CONT	00779	534204-5
P2	1251-8912	3	1		CONN-POST TYPE .100-PIN-SPCG 60-CONT	00779	534204-5
Q1	1853-0405	9	1		TRANSISTOR PNP SI PD=300MW FT=850MHZ	04713	2N4209
Q2	1853-0281	9	1		TRANSISTOR PNP 2N2907A SI TO-18 PD=400MW	04713	2N2907A
R2	0698-7236	7	1		RESISTOR 1K ± 1% .05W TF TC=0 ± 100	19701	5063J
R3	0698-7196	8	1		RESISTOR 21.5 ± 1% .05W TF TC=0 ± 100	19701	5063J
R4	0698-7228	7	1		RESISTOR 464 ± 1% .05W TF TC=0 ± 100	19701	5063J
R5	0698-7253	8	1		RESISTOR 5.11K ± 1% .05W TF TC=0 ± 100	19701	5063J
R6	0698-7236	7	1		RESISTOR 1K ± 1% .05W TF TC=0 ± 100	19701	5063J
R7	0698-7273	2	1		RESISTOR 34.8K ± 1% .05W TF TC=0 ± 100	19701	5063J
R8	0698-7273	2	1		RESISTOR 34.8K ± 1% .05W TF TC=0 ± 100	19701	5063J
R9	0698-7228	7	1		RESISTOR 464 ± 1% .05W TF TC=0 ± 100	19701	5063J
R10	0698-7228	7	1		RESISTOR 464 ± 1% .05W TF TC=0 ± 100	19701	5063J
R11	0698-7205	0	1		RESISTOR 51.1 ± 1% .05W TF TC=0 ± 100	19701	5063J
TP1	1251-6370	3			CONN-POST TYPE .150-PIN-SPCG 11-CONT	00779	1-87221-0
TP2	1251-6370	3			CONN-POST TYPE .150-PIN-SPCG 11-CONT	00779	1-87221-0
TP3	1251-6370	3			CONN-POST TYPE .150-PIN-SPCG 11-CONT	00779	1-87221-0
TP4	1251-6370	3			CONN-POST TYPE .150-PIN-SPCG 11-CONT	00779	1-87221-0
TP5	1251-6370	3			CONN-POST TYPE .150-PIN-SPCG 11-CONT	00779	1-87221-0
TP6	1251-6370	3			CONN-POST TYPE .150-PIN-SPCG 11-CONT	00779	1-87221-0
TP7	1251-6370	3			CONN-POST TYPE .150-PIN-SPCG 11-CONT	00779	1-87221-0
TP8	1251-6370	3			CONN-POST TYPE .150-PIN-SPCG 11-CONT	00779	1-87221-0
TP9	1251-6370	3			CONN-POST TYPE .150-PIN-SPCG 11-CONT	00779	1-87221-0
TP10	1251-6370	3			CONN-POST TYPE .150-PIN-SPCG 11-CONT	00779	1-87221-0
TP11	1251-6370	3			CONN-POST TYPE .150-PIN-SPCG 11-CONT	00779	1-87221-0
U1	1820-4570	8	1		IC-16-BIT .10MHZ .PLSTC.MPU.32-B DATA BUS	18324	SCN68000CAN64
U2	1820-3100	8	1		IC DCDR TTL ALS BIN 3-TO-8-LINE 3-INP	01295	SN74ALS138N
U3	1820-1568	8	1		IC BFR TTL LS BUS QUAD	01295	SN74LS125AN
U4	08753-80043	1	1		UVEPROM LSB2	28480	08753-80043
U5	08753-80044	2	1		UVEPROM MSB2	28480	08753-80044
U6	08753-80045	3	1			28480	08753-80045
U7	1818-3760	1	1		IC CMOS 65536 (64K) STAT RAM 150-NS 3-S	S0562	TC5564APL-15
U8	1820-2075	4	1		IC TRANSCEIVER TTL LS BUS OCTL	01295	SN74LS245N
U9	1820-3848	1	1		IC FF CMOS/74HCT D-TYPE POS-EDGE-TRIG CO	27014	MM74HCT374N
U10	1820-3706	0	1		IC TRANSCEIVER TTL LS BUS OCTL	01295	SN74LS652NT
U11	1820-3294	1	1		IC FF TTL ALS D-TYPE POS-EDGE-TRIG COM C	01295	SN74ALS374N
U12	1820-3100	8	1		IC DCDR TTL ALS BIN 3-TO-8-LINE 3-INP	01295	SN74ALS138N
U13	1820-2488	3	1		IC FF TTL ALS D-TYPE POS-EDGE-TRIG PRESE	01295	SN74ALS74AN
U14	1820-3423	8	1		IC SHF-RGTR TTL LS ASYNCHRO SERIAL-IN PR	01295	SN74LS595N
U15	08753-80012	4	1			28480	08753-80012

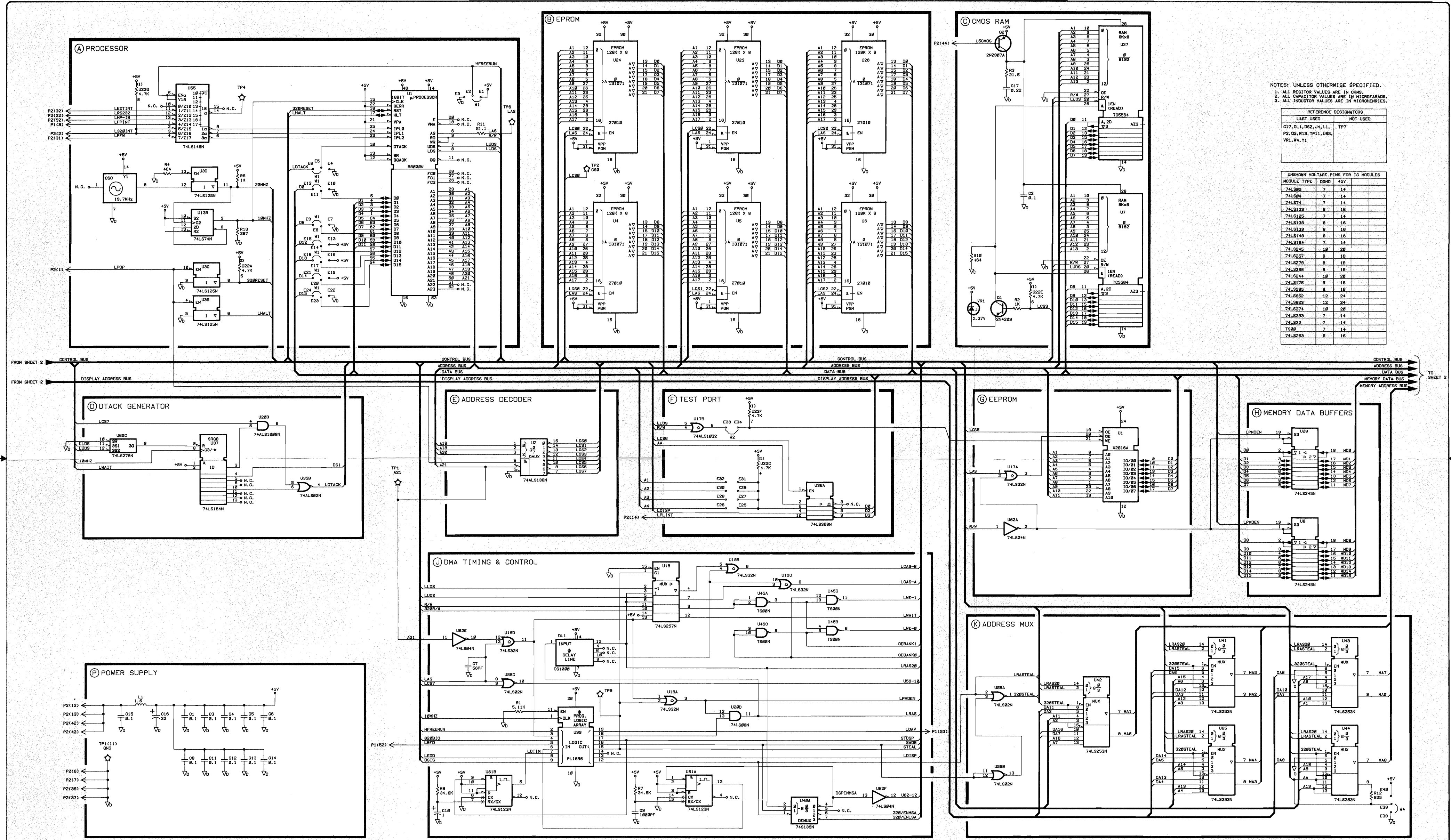
Replaceable Parts List for A9 CPU Assembly, part number 08753-60079 (2 of 2)

Reference Designation	HP Part Number	C D	Qty	Description	Mfr Code	Mfr Part Number
U16	1818-1790	3	1	IC CMOS 16384 (16K) STAT RAM	120-NS 3-S	1818-1790
U17	1820-3401	2	1	IC BFR TTL ALS OR QUAD 2-INP	01295	SN74ALS1032AN
U18	1820-3438	5	1	IC MUXR/DATA-SEL TTL ALS 2-TO-1-LINE QUA	01295	SN74ALS257N
U19	1820-3401	2	1	IC BFR TTL ALS OR QUAD 2-INP	01295	SN74ALS1032AN
U20	1820-3480	7	1	IC DRVR TTL ALS AND QUAD 2-INP	01295	SN74ALS1008AN
U21	1820-5997	5	1	IC-16/32 BIT DIGITAL SIG.PROCESSOR 20MHZ	01295	TMS320C10NL
U22	1810-0205	7	1	NETWORK-RES 8-SIP 4.7K OHM X 7	11236	750-81
U23	1818-4227	7	1	IC NMOS 16384 (16K) ELEC-ER-PROM	200-NS	X2818BP-20
U24	08753-80048	4	1	UVEPROM LSB1	28480	08753-80048
U25	08753-80047	5	1	UVEPROM	28480	08753-80047
U26	08753-80048	6	1	UVEPROM LSB3	28480	08753-80048
U27	1818-3760	1	1	IC CMOS 65536 (64K) STAT RAM 150-NS 3-S	S0562	TC5564APL-15
U28	1820-2075	4	1	IC TRANSCEIVER TTL LS BUS OCTL	01295	SN74LS245N
U29	1820-3848	1	1	IC FF CMOS/74HCT D-TYPE POS-EDGE-TRIG CO	27014	MM74HCT374N
U30	1820-3706	0	1	IC TRANSCEIVER TTL LS BUS OCTL	01295	SN74LS852NT
U31	1820-3294	1	1	IC FF TTL ALS D-TYPE POS-EDGE-TRIG COM C	01295	SN74ALS374N
U32	1820-3423	8	1	IC SHF-RGTR TTL LS ASYNCHRO SERIAL-IN PR	01295	SN74LS595N
U33	08753-80013	5	1	PROM-TMS320 LSB	28480	08753-80013
U34	1818-1790	3	1	IC CMOS 16384 (16K) STAT RAM	120-NS 3-S	1818-1790
U35	1820-1492	7	1	IC BFR TTL LS INV HEX 1-INP	01295	SN74LS368AN
U36	1820-2739	7	1	IC GATE TTL ALS NOR QUAD 2-INP	01295	SN74ALS02N
U37	1820-1433	6	1	IC SHF-RGTR TTL LS R-S SERIAL-IN PRL-OUT	01295	SN74LS164N
U38	1820-3438	5	1	IC MUXR/DATA-SEL TTL ALS 2-TO-1-LINE QUA	01295	SN74ALS257N
U39	1820-3438	5	1	IC MUXR/DATA-SEL TTL ALS 2-TO-1-LINE QUA	01295	SN74ALS257N
U40	1820-3144	0	1	IC CNTR TTL LS BIN SYNCHRO POS-EDGE-TRIG	01295	SN74LS590N
U41	1820-3144	0	1	IC CNTR TTL LS BIN SYNCHRO POS-EDGE-TRIG	01295	SN74LS590N
U42	1818-3005	7	1	DRAM 64KX1 150 NS PLSTC 5V		KM4164BP-15
U43	1818-3005	7	1	DRAM 64KX1 150 NS PLSTC 5V		KM4164BP-15
U44	1818-3005	7	1	DRAM 64KX1 150 NS PLSTC 5V		KM4164BP-15
U45	1818-3005	7	1	DRAM 64KX1 150 NS PLSTC 5V		KM4164BP-15
U46	1818-3005	7	1	DRAM 64KX1 150 NS PLSTC 5V		KM4164BP-15
U47	1818-3005	7	1	DRAM 64KX1 150 NS PLSTC 5V		KM4164BP-15
U48	1818-3005	7	1	DRAM 64KX1 150 NS PLSTC 5V		KM4164BP-15
U49	1818-3005	7	1	DRAM 64KX1 150 NS PLSTC 5V		KM4164BP-15
U50	1820-1851	2	1	IC ENCDR TTL LS	01295	SN74LS148N
U51	1820-3847	0	1	IC DCDR CMOS/74HCT BIN 3-TO-8-LINE	27014	MM74HCT138N
U52	1820-3848	1	1	IC FF CMOS/74HCT D-TYPE POS-EDGE-TRIG CO	27014	MM74HCT374N
U53	1820-3685	0	1	IC TRANSCEIVER CMOS/74HCT BUS OCTL	27014	MM74HCT245N
U54	1820-2634	1	1	IC INV TTL ALS HEX	01295	SN74ALS04BN
U55	1820-1440	5	1	IC LCH TTL LS QUAD	01295	SN74LS279AN
U56	08753-80020	4	1	PAL-DMA CONTROL	28480	08753-80020
U57	1820-1423	4	1	IC MV TTL LS MONOSTBL RETRIG DUAL	01295	SN74LS123N
U58	1820-1072	9	1	IC DCDR TTL S 2-TO-4-LINE DUAL 2-INP	01295	SN74S139N
U59	1818-3005	7	1	DRAM 64KX1 150 NS PLSTC 5V		KM4164BP-15
U60	1818-3005	7	1	DRAM 64KX1 150 NS PLSTC 5V		KM4164BP-15
U61	1818-3005	7	1	DRAM 64KX1 150 NS PLSTC 5V		KM4164BP-15
U62	1818-3005	7	1	DRAM 64KX1 150 NS PLSTC 5V		KM4164BP-15
U63	1818-3005	7	1	DRAM 64KX1 150 NS PLSTC 5V		KM4164BP-15
U64	1818-3005	7	1	DRAM 64KX1 150 NS PLSTC 5V		KM4164BP-15
U65	1818-3005	7	1	DRAM 64KX1 150 NS PLSTC 5V		KM4164BP-15
U66	1818-3005	7	1	DRAM 64KX1 150 NS PLSTC 5V		KM4164BP-15
U67	1820-3456	7	1	IC DRVR CMOS/74HCT LINE OCTL	27014	MM74HCT244N
VR1	1902-3002	3	1	DIODE-ZNR 2.37V 5% DO-7 PD= .4W TC=-.074%	04713	
W1	1258-0218	0	1	JUMPER 16 GOLD PLTD PHOSPHOR BRONZE	18873	69145-216
W2	1258-0141	8	1	JUMPER-REMOVABLE FOR 0.025 IN SQ PINS	18873	65474-004
W3	1258-0141	8	1	JUMPER-REMOVABLE FOR 0.025 IN SQ PINS	18873	65474-004
X1	1200-0567	1	6	SOCKET-IC 28-CONT DIP DIP-SLDR	09922	DILB28P-308T
X2	1200-0541	1	2	SOCKET-IC 24-CONT DIP DIP-SLDR	09922	DILB24P-308T
X3	1200-0639	8	1	SOCKET-IC 20-CONT DIP DIP-SLDR	09922	DILB20P-308T
Y1	1813-0130	3	1	CLOCK-OSCILLATOR-XTAL 16.0-MHZ 0.05%	00815	HS-102-16.000MHZ



08753-60079

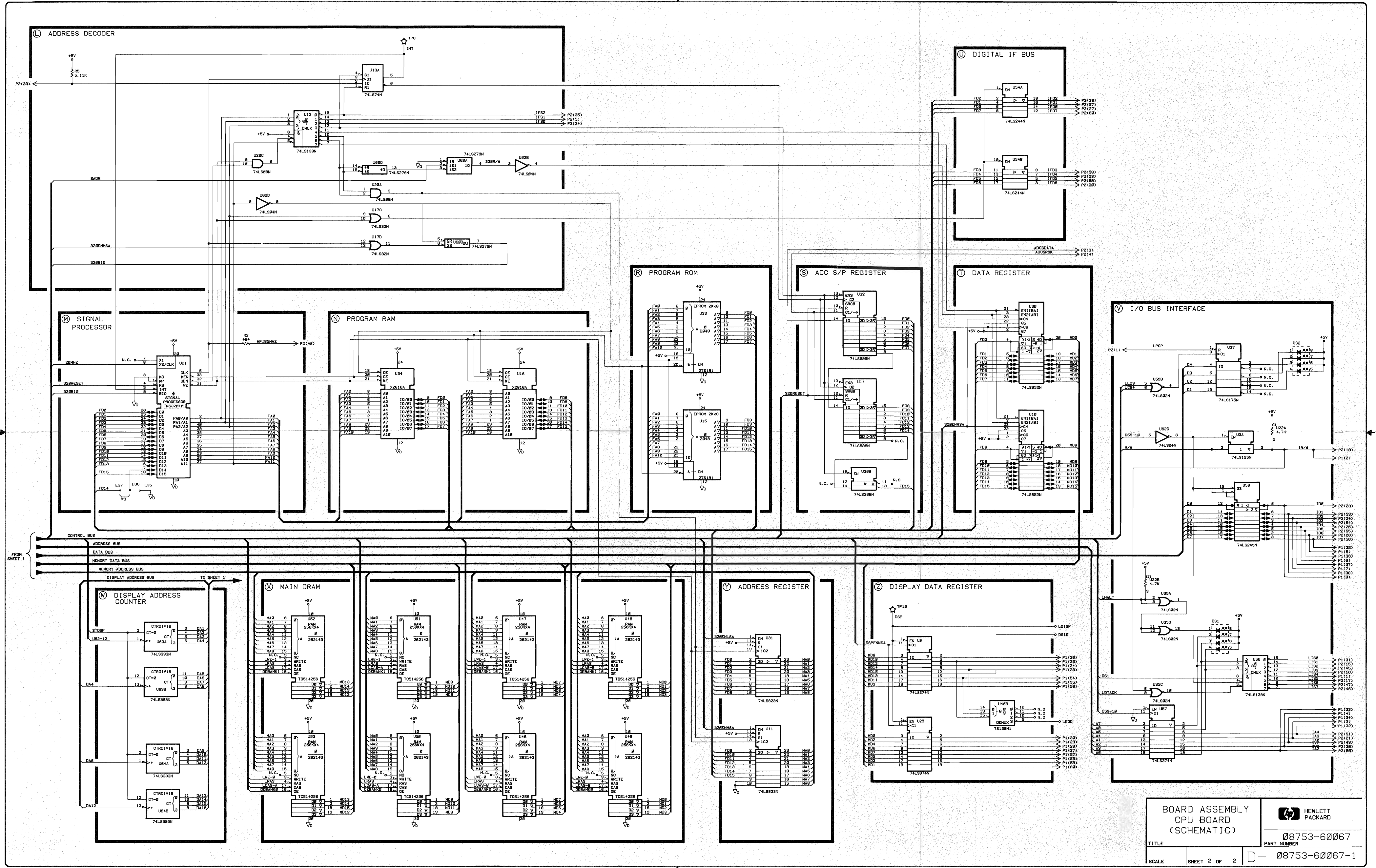
Component Location Diagram

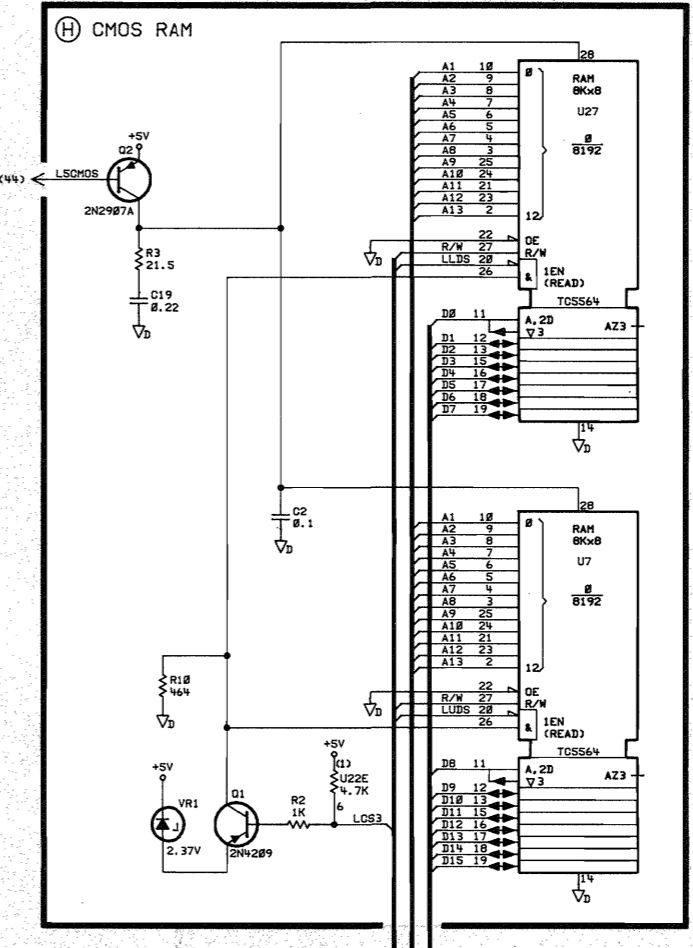
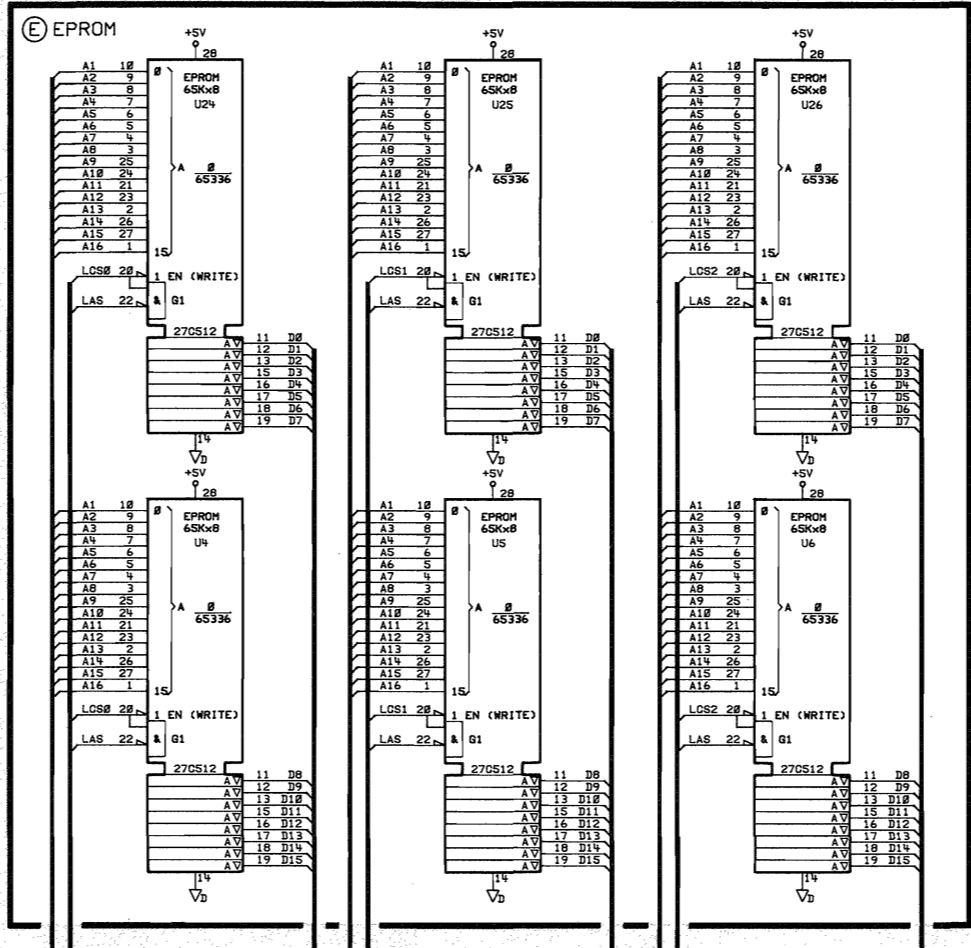
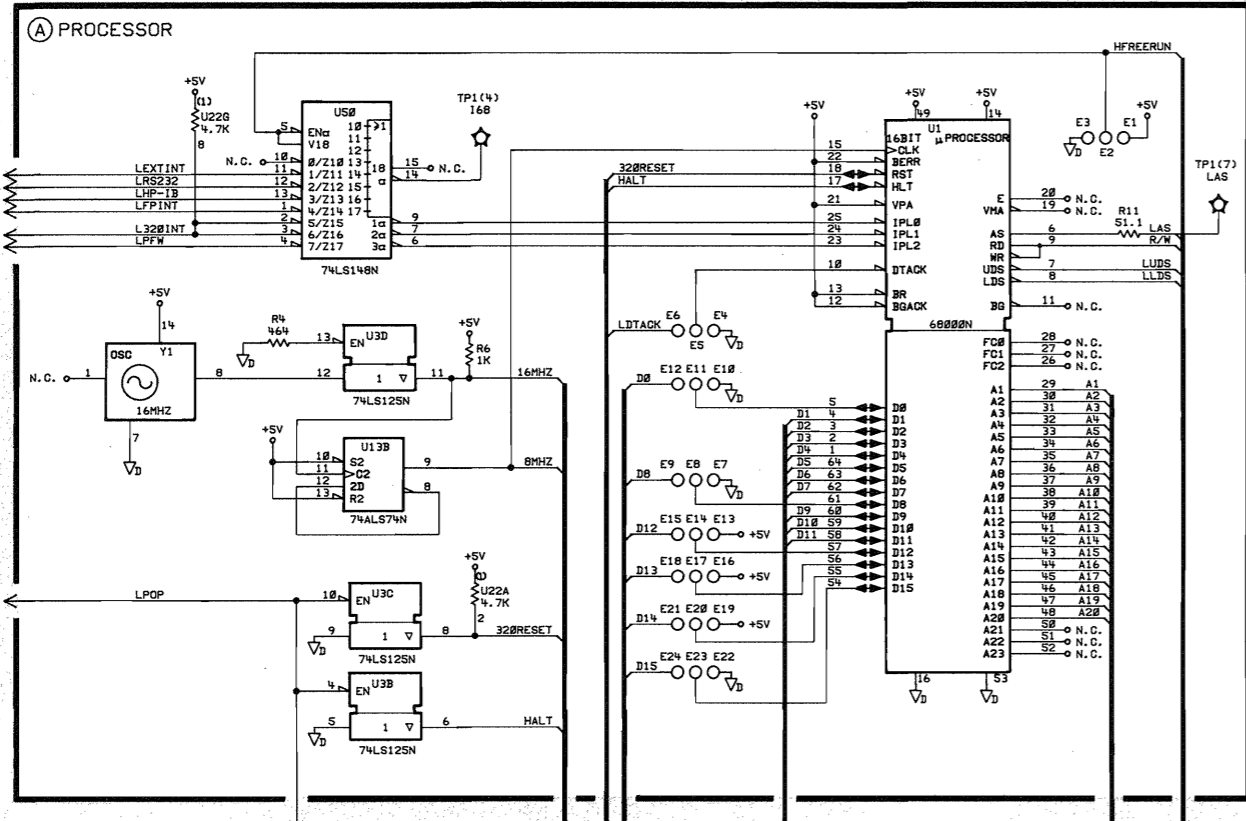


NOTES: UNLESS OTHERWISE SPECIFIED.
 1. ALL RESISTOR VALUES ARE IN OHMS.
 2. ALL CAPACITOR VALUES ARE IN MICROFARADS.
 3. ALL INDUCTOR VALUES ARE IN MICROHENRIES.

REFERENCE DESIGNATORS	
LAST USED	NOT USED
C17, D1, D2, J4, L1, P2, Q2, R13, T11, U65, V1, W4, Y1	TP7

UNSHOWN VOLTAGE PINS FOR IO MODULES	
MODULE TYPE	DDND +5V
74LS82	7 14
74LS84	7 14
74LS74	7 14
74LS123	8 16
74LS125	7 14
74LS138	8 16
74LS139	8 16
74LS148	8 16
74LS164	7 14
74LS245	18 28
74LS257	8 16
74LS278	8 16
74LS279	8 16
74LS244	18 28
74LS175	8 16
74LS989	8 16
74LS662	12 24
74LS823	12 24
74LS374	18 28
74LS393	7 14
74LS92	7 14
74LS93	7 14
74LS253	8 16

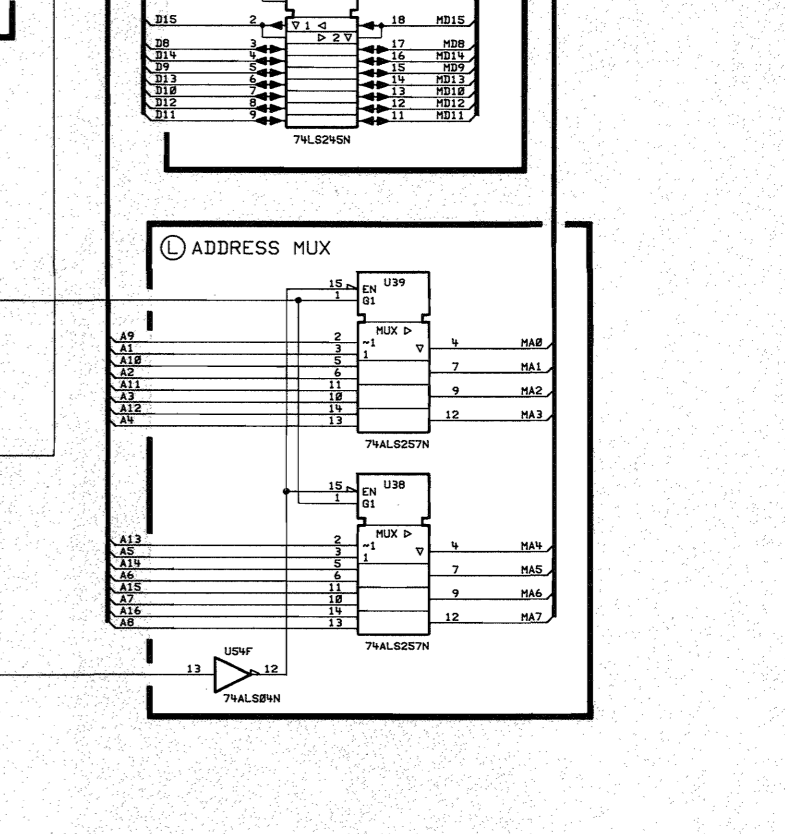
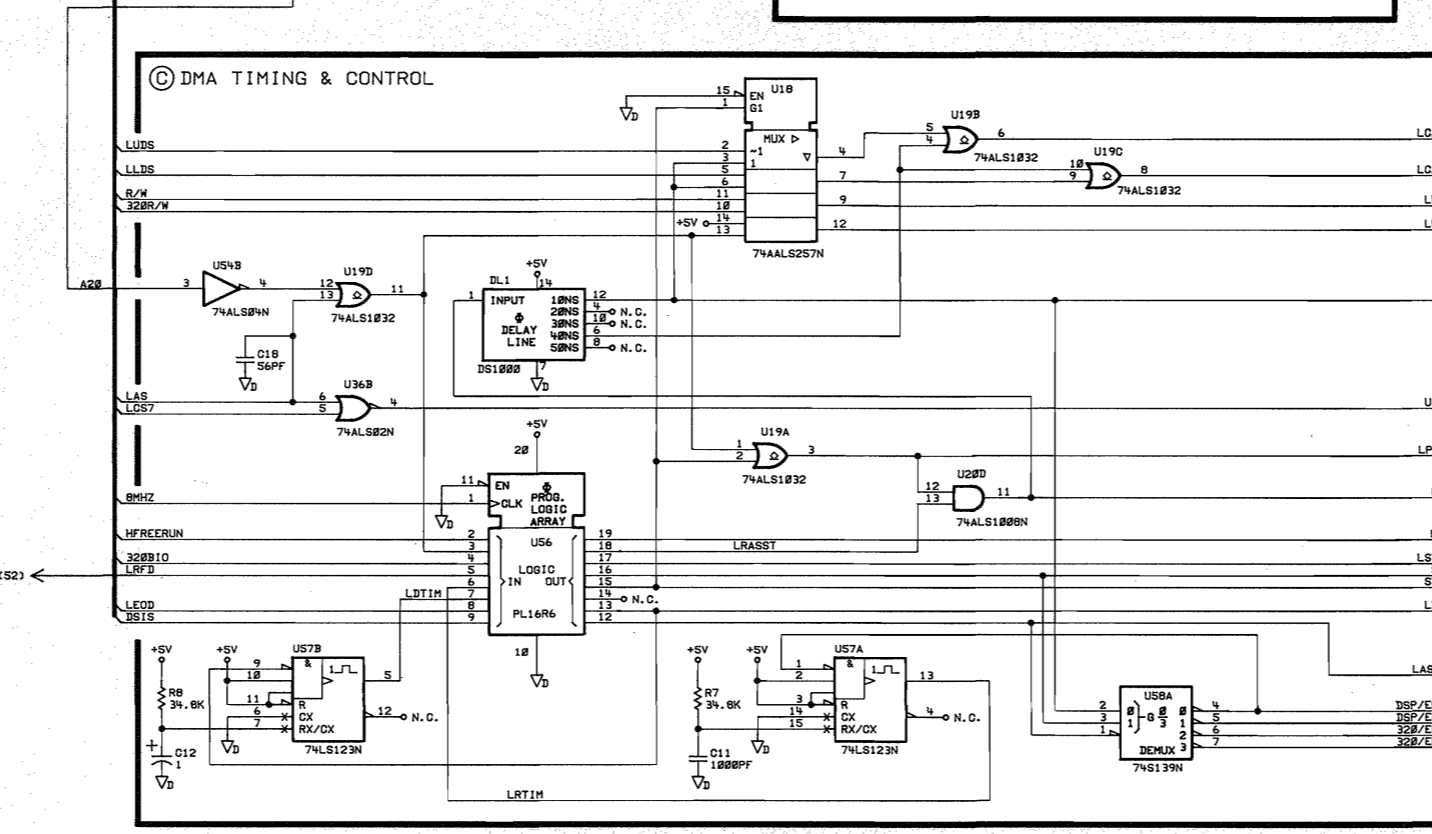
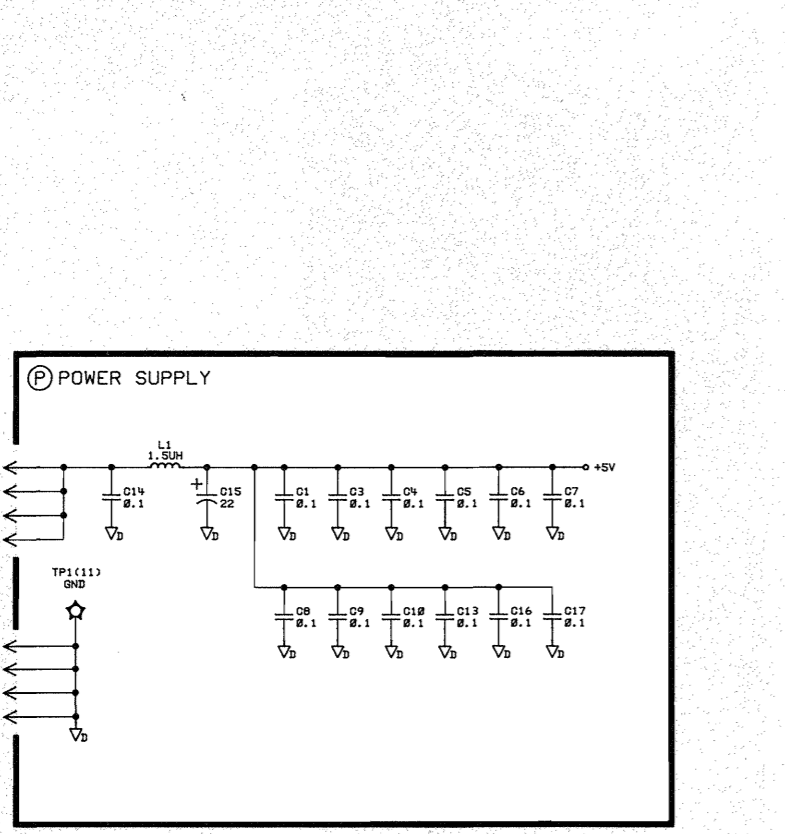
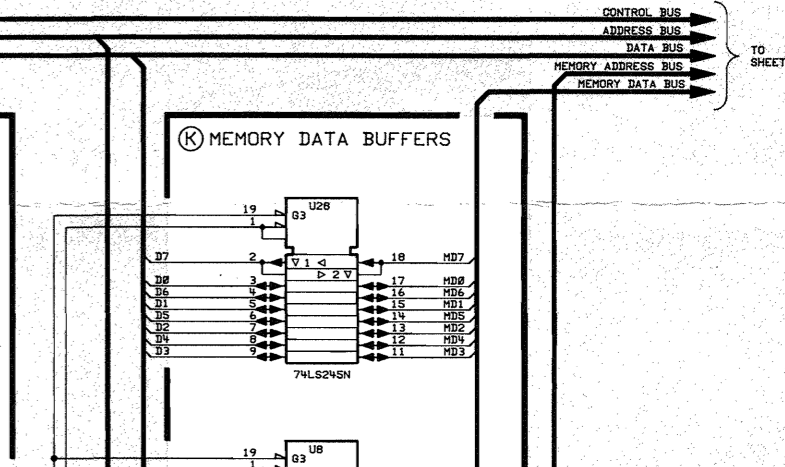
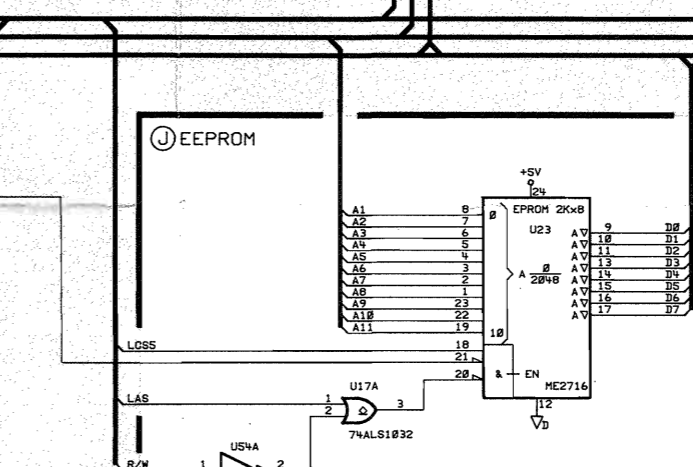
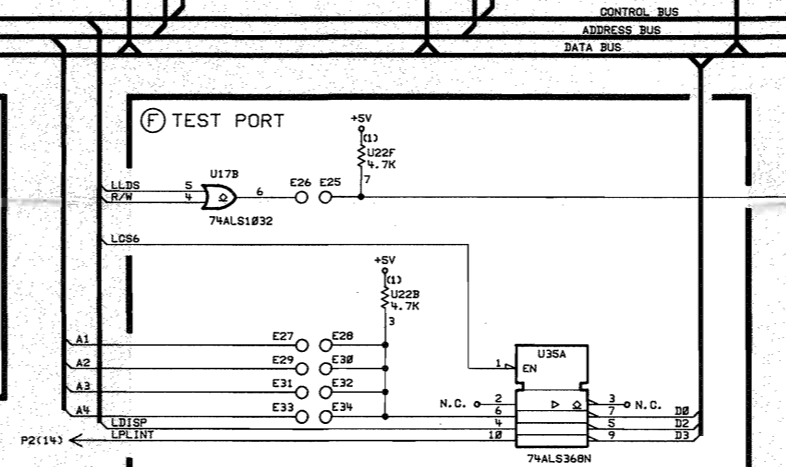
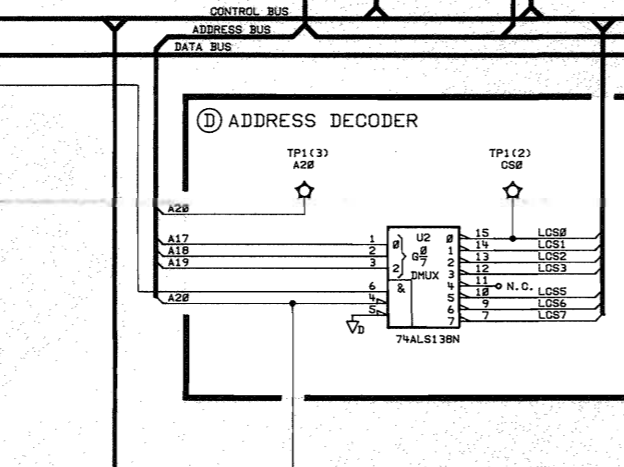
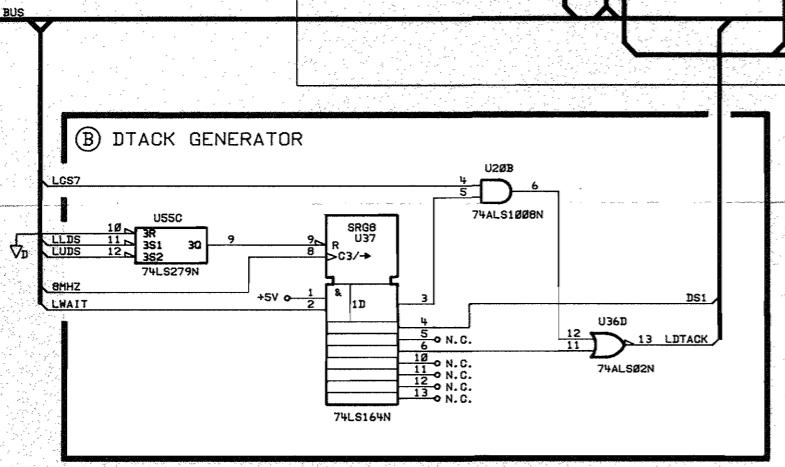


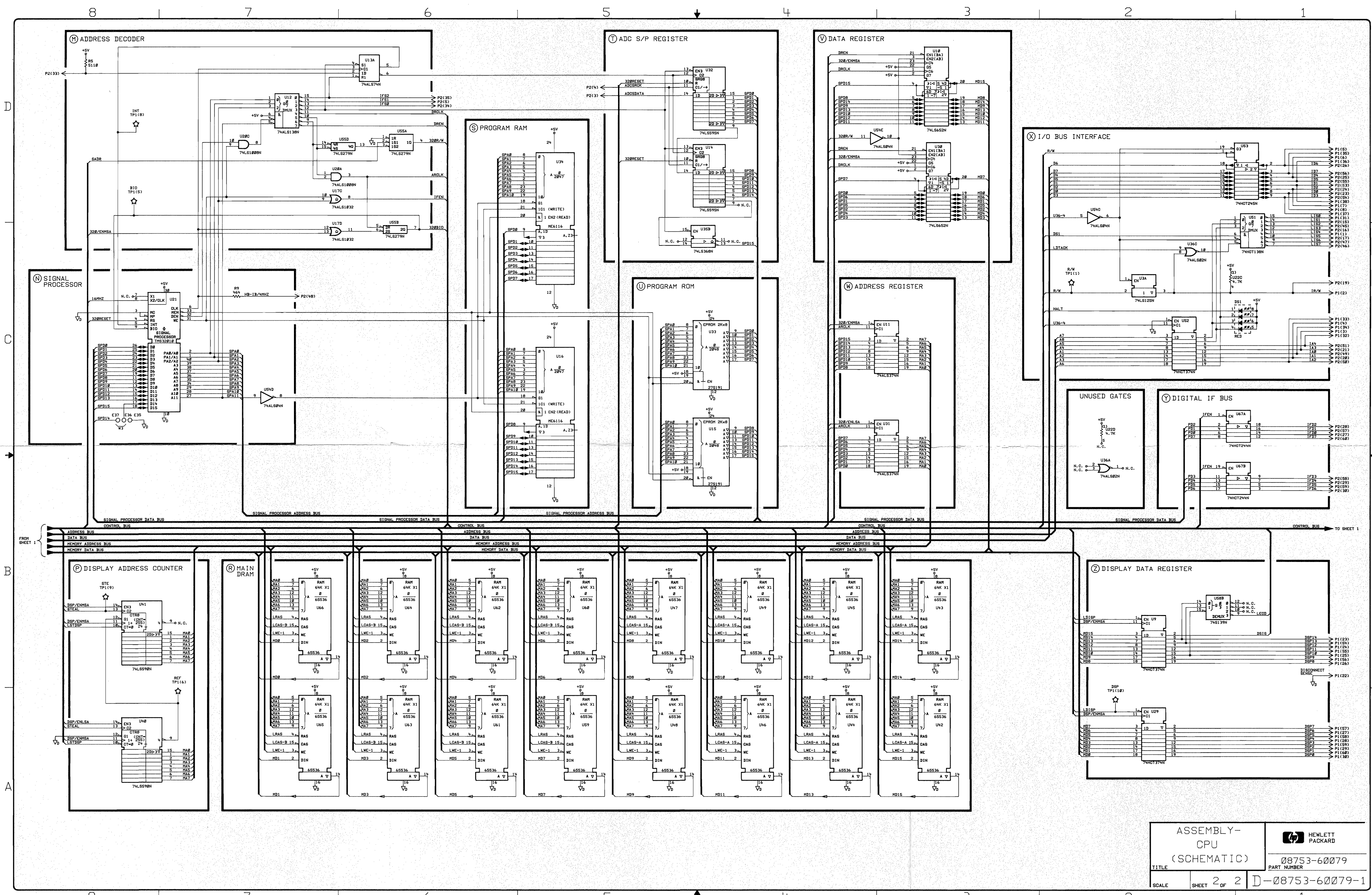


NOTES: UNLESS OTHERWISE SPECIFIED,
 1. ALL RESISTOR VALUES ARE IN OHMS.
 2. ALL CAPACITOR VALUES ARE IN MICROFARADS.
 3. ALL INDUCTOR VALUES ARE IN MILLIHENRIES.

REFERENCE DESIGNATORS		
LAST USED		NOT USED
C19, D1.1, D81, E37, L1, R1		
P2, Q2, R11, TP1, U67		

UNSHOWN VOLTAGE PINS FOR I/O MODULES		
MODULE TYPE	BOARD	+5V
74ALS22	7	14
74ALS24	7	14
74ALS27	7	14
74ALS28	7	14
74ALS29	7	14
74ALS30	7	14
74ALS31	7	14
74ALS32	7	14
74ALS33	7	14
74ALS34	7	14
74ALS35	7	14
74ALS36	7	14
74ALS37	7	14
74ALS38	7	14
74ALS39	7	14
74ALS40	7	14
74ALS41	7	14
74ALS42	7	14
74ALS43	7	14
74ALS44	7	14
74ALS45	7	14
74ALS46	7	14
74ALS47	7	14
74ALS48	7	14
74ALS49	7	14
74ALS50	7	14
74ALS51	7	14
74ALS52	7	14
74ALS53	7	14
74ALS54	7	14
74ALS55	7	14
74ALS56	7	14
74ALS57	7	14
74ALS58	7	14
74ALS59	7	14
74ALS60	7	14
74ALS61	7	14
74ALS62	7	14
74ALS63	7	14
74ALS64	7	14
74ALS65	7	14
74ALS66	7	14
74ALS67	7	14
74ALS68	7	14
74ALS69	7	14
74ALS70	7	14
74ALS71	7	14
74ALS72	7	14
74ALS73	7	14
74ALS74	7	14
74ALS75	7	14
74ALS76	7	14
74ALS77	7	14
74ALS78	7	14
74ALS79	7	14
74ALS80	7	14
74ALS81	7	14
74ALS82	7	14
74ALS83	7	14
74ALS84	7	14
74ALS85	7	14
74ALS86	7	14
74ALS87	7	14
74ALS88	7	14
74ALS89	7	14
74ALS90	7	14
74ALS91	7	14
74ALS92	7	14
74ALS93	7	14
74ALS94	7	14
74ALS95	7	14
74ALS96	7	14
74ALS97	7	14
74ALS98	7	14
74ALS99	7	14





A10 Digital IF Assembly

Part Number 08753-60010 and 08753-60095

This section contains the replaceable parts list, component location diagram, and circuit schematic for two versions of the A10 digital IF assembly, HP part numbers 08753-60095 and 08753-60010.

The 08753-60095 supersedes the 08753-60010, which is no longer manufactured. The two boards are functionally identical and interchangeable.

Replaceable Parts List for A10 Digital IF, part number 08753-60010 (1 of 4)

Reference Designation	HP Part Number	C D	Qty	Description	Mfr Code	Mfr Part Number
	08753-60010	0	1	BD AY-DIGITAL IF	28480	08753-60010
C1	0180-1731	8	15	CAP-FXD 4.7UF 50 V TA	56289	150D475X9050B2
C2	0180-1731	8		CAP-FXD 4.7UF 50 V TA	56289	150D475X9050B2
C3	0180-1731	8		CAP-FXD 4.7UF 50 V TA	56289	150D475X9050B2
C4	0180-1731	8		CAP-FXD 4.7UF 50 V TA	56289	150D475X9050B2
C5	0180-1731	8		CAP-FXD 4.7UF 50 V TA	56289	150D475X9050B2
C6	0180-1731	8		CAP-FXD 4.7UF 50 V TA	56289	150D475X9050B2
C7	0180-1731	8		CAP-FXD 4.7UF 50 V TA	56289	150D475X9050B2
C8	0180-1731	8		CAP-FXD 4.7UF 50 V TA	56289	150D475X9050B2
C9	0180-0228	6	3	CAP-FXD 22uF 15 V TA	56289	150D226X9015B2
C10	0180-1731	8		CAP-FXD 4.7UF 50 V TA	56289	150D475X9050B2
C11	0180-1731	8		CAP-FXD 4.7UF 50 V TA	56289	150D475X9050B2
C12	0180-1731	8		CAP-FXD 4.7UF 50 V TA	56289	150D475X9050B2
C13	0180-1731	8		CAP-FXD 4.7UF 50 V TA	56289	150D475X9050B2
C14	0180-1731	8		CAP-FXD 4.7UF 50 V TA	56289	150D475X9050B2
C15	0180-0228	6		CAP-FXD 22uF 15 V TA	56289	150D226X9015B2
C16	0180-0228	6		CAP-FXD 22uF 15 V TA	56289	150D226X9015B2
C17	0160-7011	7	3	CAP-FXD 0.01UF 100 V POLYP-FL	84411	HEW834
C18	0160-7010	6	3	CAP-FXD 3300PF 100 V POLYP-FL	84411	HEW834
C19	0160-7012	8	3	CAP-FXD 0.012UF 100 V POLYP-FL	84411	HEW834
C20	0160-7013	9	3	CAP-FXD 0.027UF 100 V POLYP-FL	84411	HEW834
C21	0160-4835	7	32	CAP-FXD 0.1uF 50 V	09969	RPA20X7R104K50VPT
C22	0160-4835	7		CAP-FXD 0.1uF 50 V	09969	RPA20X7R104K50VPT
C23	0160-7009	3	3	CAP-FXD 2200PF 100 V POLYP-FL	84411	HEW834
C29	0160-5098	6	3	CAP-FXD 0.22uF 50 V	09969	RPA40X7R224K50V
C30	0160-4835	7		CAP-FXD 0.1uF 50 V	09969	RPA20X7R104K50VPT
C31	0160-4835	7		CAP-FXD 0.1uF 50 V	09969	RPA20X7R104K50VPT
C32	0160-5091	9	3	CAP-FXD 2200PF 100 V POLYP-FL	07282	222G01PP481
C33	0160-7011	7		CAP-FXD 0.01UF 100 V POLYP-FL	84411	HEW834
C34	0160-7012	8		CAP-FXD 0.012UF 100 V POLYP-FL	84411	HEW834
C35	0160-7010	6		CAP-FXD 3300PF 100 V POLYP-FL	84411	HEW834
C36	0160-7013	9		CAP-FXD 0.027UF 100 V POLYP-FL	84411	HEW834
C37	0160-4832	4	7	CAP-FXD 0.01uF 100 V	09969	RPA10X7R103K100V
C38	0160-4832	4		CAP-FXD 0.01uF 100 V	09969	RPA10X7R103K100V
C39	0160-7009	3		CAP-FXD 2200PF 100 V POLYP-FL	84411	HEW834
C45	0160-4835	7		CAP-FXD 0.1uF 50 V	09969	RPA20X7R104K50VPT
C46	0160-4835	7		CAP-FXD 0.1uF 50 V	09969	RPA20X7R104K50VPT
C47	0160-5098	6		CAP-FXD 0.22uF 50 V	09969	RPA40X7R224K50V
C48	0160-4835	7		CAP-FXD 0.1uF 50 V	09969	RPA20X7R104K50VPT
C49	0160-4835	7		CAP-FXD 0.1uF 50 V	09969	RPA20X7R104K50VPT
C50	0160-5091	9		CAP-FXD 2200PF 100 V POLYP-FL	07282	222G01PP481
C51	0160-7011	7		CAP-FXD 0.01UF 100 V POLYP-FL	84411	HEW834
C52	0160-7012	8		CAP-FXD 0.012UF 100 V POLYP-FL	84411	HEW834
C53	0160-7010	6		CAP-FXD 3300PF 100 V POLYP-FL	84411	HEW834
C54	0160-7013	9		CAP-FXD 0.027UF 100 V POLYP-FL	84411	HEW834
C55	0160-4832	4		CAP-FXD 0.01uF 100 V	09969	RPA10X7R103K100V
C56	0160-4832	4		CAP-FXD 0.01uF 100 V	09969	RPA10X7R103K100V
C57	0160-7009	3		CAP-FXD 2200PF 100 V POLYP-FL	84411	HEW834
C63	0160-4835	7		CAP-FXD 0.1uF 50 V	09969	RPA20X7R104K50VPT
C64	0160-4835	7		CAP-FXD 0.1uF 50 V	09969	RPA20X7R104K50VPT
C65	0160-5098	6		CAP-FXD 0.22uF 50 V	09969	RPA40X7R224K50V
C66	0160-4835	7		CAP-FXD 0.1uF 50 V	09969	RPA20X7R104K50VPT
C67	0160-4835	7		CAP-FXD 0.1uF 50 V	09969	RPA20X7R104K50VPT
C68	0160-5091	9		CAP-FXD 2200PF 100 V POLYP-FL	07282	222G01PP481
C69	0180-1731	8		CAP-FXD 4.7UF 50 V TA	56289	150D475X9050B2
C70	0180-1731	8		CAP-FXD 4.7UF 50 V TA	56289	150D475X9050B2
C71	0160-0168	1	1	CAP-FXD 0.1UF 200 V POLYE-FL	19701	708D1MR104PK201AX
C72	0160-4835	7		CAP-FXD 0.1uF 50 V	09969	RPA20X7R104K50VPT
C73	0160-4835	7		CAP-FXD 0.1uF 50 V	09969	RPA20X7R104K50VPT
C74	0160-4835	7		CAP-FXD 0.1uF 50 V	09969	RPA20X7R104K50VPT
C75	0160-4835	7		CAP-FXD 0.1uF 50 V	09969	RPA20X7R104K50VPT
C76	0160-4831	3	2	CAP-FXD 4700pF 100 V	09969	RPA10X7R472K100V
C77	0160-4831	3		CAP-FXD 4700pF 100 V	09969	RPA10X7R472K100V
C78	0160-4835	7		CAP-FXD 0.1uF 50 V	09969	RPA20X7R104K50VPT
C79	0160-4835	7		CAP-FXD 0.1uF 50 V	09969	RPA20X7R104K50VPT
C80	0160-4835	7		CAP-FXD 0.1uF 50 V	09969	RPA20X7R104K50VPT
C81	0160-4835	7		CAP-FXD 0.1uF 50 V	09969	RPA20X7R104K50VPT
C82	0160-4835	7		CAP-FXD 0.1uF 50 V	09969	RPA20X7R104K50VPT
C83	0160-4835	7		CAP-FXD 0.1uF 50 V	09969	RPA20X7R104K50VPT
C84	0160-4832	4		CAP-FXD 0.01uF 100 V	09969	RPA10X7R103K100V

Replaceable Parts List for A10 Digital IF, part number 08753-60010 (2 of 4)

Reference Designation	HP Part Number	C D	Qty	Description	Mfr Code	Mfr Part Number
C85	0160-4822	2	1	CAP-FXD 1000pF 100 V	09969	RPA20C0G102J100V
C86	0160-4805	1	1	CAP-FXD 47PF 100 V	09969	RPA10C0G470J100V
C87	0160-4832	4	1	CAP-FXD 0.01uF 100 V	09969	RPA10X7R103K100V
C88	0160-4835	7	1	CAP-FXD 0.1uF 50 V	09969	RPA20X7R104K50VPT
C89	0160-4835	7	1	CAP-FXD 0.1uF 50 V	09969	RPA20X7R104K50VPT
C90	0160-4835	7	1	CAP-FXD 0.1uF 50 V	09969	RPA20X7R104K50VPT
C91	0160-4812	0	1	CAP-FXD 220pF 100 V	09969	RPA10C0G221J100V
C92	0160-4835	7	1	CAP-FXD 0.1uF 50 V	09969	RPA20X7R104K50VPT
C93	0160-4835	7	1	CAP-FXD 0.1uF 50 V	09969	RPA20X7R104K50VPT
C94	0160-4835	7	1	CAP-FXD 0.1uF 50 V	09969	RPA20X7R104K50VPT
C96	0160-4835	7	1	CAP-FXD 0.1uF 50 V	09969	RPA20X7R104K50VPT
C97	0160-4835	7	1	CAP-FXD 0.1uF 50 V	09969	RPA20X7R104K50VPT
C98	0160-4835	7	1	CAP-FXD 0.1uF 50 V	09969	RPA20X7R104K50VPT
C99	0160-4807	3	1	CAP-FXD 33PF 100 V	09969	RPA10C0G330J100
C100	0160-4835	7	1	CAP-FXD 0.1uF 50 V	09969	RPA20X7R104K50VPT
C101	0160-4787	8	1	CAP-FXD 22PF 100 V	09969	RPA10C0G220J100
C103	0160-5862	2	1	CAP-FXD 240pF 100 V	04222	CAC02C0G241F100A
C105	0180-0197	8	1	CAP-FXD 2.2uF 20 V TA	56289	150D225X9020A2
C106	0180-2182	5	2	CAP-FXD 18UF 50 V TA	56289	150D186X9050R2
C107	0180-2182	5	2	CAP-FXD 18UF 50 V TA	56289	150D186X9050R2
C109	0160-4832	4	1	CAP-FXD 0.01uF 100 V	09969	RPA10X7R103K100V
CR3	1901-0743	1	3	DIODE-PWR RECT 1N4004 400V 1A DO-41	71744	1N4004
CR4	1901-0743	1	3	DIODE-PWR RECT 1N4004 400V 1A DO-41	71744	1N4004
CR5	1901-0743	1	3	DIODE-PWR RECT 1N4004 400V 1A DO-41	71744	1N4004
CR10	1901-0033	2	4	DIODE-GEN PRP 180V 200MA DO-35	9N171	1N645
CR11	1901-0033	2	4	DIODE-GEN PRP 180V 200MA DO-35	9N171	1N645
CR12	1901-0033	2	4	DIODE-GEN PRP 180V 200MA DO-35	9N171	1N645
CR13	1901-0033	2	4	DIODE-GEN PRP 180V 200MA DO-35	9N171	1N645
DS1	0960-0561	4	1	AUDIO TRANSDUCER 1-3VDC; 80DB AT 10CM	08261	QMB-01-S.P.
L1	9100-2579	5	8	INDUCTOR RF-CH-MLD 3.3MH ± 10%	28480	9100-2579
L2	9100-2579	5	8	INDUCTOR RF-CH-MLD 3.3MH ± 10%	28480	9100-2579
L3	9100-2579	5	8	INDUCTOR RF-CH-MLD 3.3MH ± 10%	28480	9100-2579
L4	9100-2579	5	8	INDUCTOR RF-CH-MLD 3.3MH ± 10%	28480	9100-2579
L5	9100-2579	5	8	INDUCTOR RF-CH-MLD 3.3MH ± 10%	28480	9100-2579
L6	9100-2579	5	8	INDUCTOR RF-CH-MLD 3.3MH ± 10%	28480	9100-2579
L7	9100-2579	5	8	INDUCTOR RF-CH-MLD 3.3MH ± 10%	28480	9100-2579
L8	9100-2579	5	8	INDUCTOR RF-CH-MLD 3.3MH ± 10%	28480	9100-2579
L9	9100-1788	6	1	CORE-FERRITE CHOKE-WIDEBAND;IMP:680	11214	LB2/2.5ZB
L10	9100-1633	0	3	INDUCTOR RF-CH-MLD 68UH ± 5%	91637	IM-4 68UH 5%
L11	9100-1633	0	3	INDUCTOR RF-CH-MLD 68UH ± 5%	91637	IM-4 68UH 5%
L12	9100-1633	0	3	INDUCTOR RF-CH-MLD 68UH ± 5%	91637	IM-4 68UH 5%
L13	9140-0238	3	2	INDUCTOR RF-CH-MLD 82UH ± 5%	91637	IM-4 82UH 5%
L14	9140-0238	3	2	INDUCTOR RF-CH-MLD 82UH ± 5%	91637	IM-4 82UH 5%
L15	9100-3912	2	2	INDUCTOR RF-CH-MLD 15UH ± 5%	91637	IM-4 15UH 5%
L16	9100-3912	2	2	INDUCTOR RF-CH-MLD 15UH ± 5%	91637	IM-4 15UH 5%
MP1	08753-20010	6	1	BD-DIGITAL IF	28480	08753-20010
MP2	4040-0748	3	2	EXTR-PC BD BLK POLYC. 062-IN-BD-THKNS	28480	4040-0748
MP3	1480-0073	6	2	PIN-ROLL .062-IN-DIA .25-IN-LG BE-CU	72962	99-012-062-0250
MP4	1251-6799	0	3	CONN-POST TYPE .100-PIN-SPCG 36-CONT	28480	1251-6799
P1	1251-8912	3	2	CONN-POST TYPE .100-PIN-SPCG 60-CONT	28480	1251-8912
P2	1251-8912	3	2	CONN-POST TYPE .100-PIN-SPCG 60-CONT	28480	1251-8912
R1	0757-0428	1	3	RESISTOR 1.62K ± 1% .125W TF TC = 0 ± 100	12498	CT4-1/8-T0-1621-F
R2	0757-1094	9	7	RESISTOR 1.47K ± 1% .125W TF TC = 0 ± 100	12498	CT4-1/8-T0-1471-F
R3	0698-0085	0	3	RESISTOR 2.61K ± 1% .125W TF TC = 0 ± 100	12498	CT4-1/8-T0-2611-F
R4	0757-0274	5	4	RESISTOR 1.21K ± 1% .125W TF TC = 0 ± 100	12498	CT4-1/8-T0-1211-F
R5	0757-0279	0	10	RESISTOR 3.16K ± 1% .125W TF TC = 0 ± 100	12498	CT4-1/8-T0-3161-F
R7	0698-3151	7	3	RESISTOR 2.87K ± 1% .125W TF TC = 0 ± 100	12498	CT4-1/8-T0-2871-F
R9	0757-0279	0	10	RESISTOR 3.16K ± 1% .125W TF TC = 0 ± 100	12498	CT4-1/8-T0-3161-F
R10	0698-3444	1	3	RESISTOR 316 ± 1% .125W TF TC = 0 ± 100	12498	CT4-1/8-T0-3161-F
R11	0698-3154	0	2	RESISTOR 4.22K ± 1% .125W TF TC = 0 ± 100	12498	CT4-1/8-T0-4221-F
R12	0698-3154	0	2	RESISTOR 4.22K ± 1% .125W TF TC = 0 ± 100	12498	CT4-1/8-T0-4221-F
R13	0698-8827	4	5	RESISTOR 1M ± 1% .125W TF TC = 0 ± 100	12498	CT4
R14	0698-8827	4	5	RESISTOR 1M ± 1% .125W TF TC = 0 ± 100	12498	CT4
R15	0698-0084	9	3	RESISTOR 2.15K ± 1% .125W TF TC = 0 ± 100	12498	CT4-1/8-T0-2151-F
R16	0757-0442	9	1	RESISTOR 10K ± 1% .125W TF TC = 0 ± 100	12498	CT4-1/8-T0-1002-F
R17	0757-0428	1	3	RESISTOR 1.62K ± 1% .125W TF TC = 0 ± 100	12498	CT4-1/8-T0-1621-F
R18	0757-1094	9	7	RESISTOR 1.47K ± 1% .125W TF TC = 0 ± 100	12498	CT4-1/8-T0-1471-F
R19	0698-0085	0	3	RESISTOR 2.61K ± 1% .125W TF TC = 0 ± 100	12498	CT4-1/8-T0-2611-F
R20	0757-0274	5	4	RESISTOR 1.21K ± 1% .125W TF TC = 0 ± 100	12498	CT4-1/8-T0-1211-F
R21	0757-0279	0	10	RESISTOR 3.16K ± 1% .125W TF TC = 0 ± 100	12498	CT4-1/8-T0-3161-F

Replaceable Parts List for A10 Digital IF, part number 08753-60010 (3 of 4)

Reference Designation	HP Part Number	C D	Qty	Description	Mfr Code	Mfr Part Number
R23	0698-3151	7		RESISTOR 2.87K ± 1% .125W TF TC=0 ± 100	12498	CT4-1/8-T0-2871-F
R25	0757-0279	0		RESISTOR 3.16K ± 1% .125W TF TC=0 ± 100	12498	CT4-1/8-T0-3161-F
R26	0698-3444	1		RESISTOR 316 ± 1% .125W TF TC=0 ± 100	12498	CT4-1/8-T0-316R-F
R28	0757-0279	0		RESISTOR 3.16K ± 1% .125W TF TC=0 ± 100	12498	CT4-1/8-T0-3161-F
R29	0698-3441	8	2	RESISTOR 215 ± 1% .125W TF TC=0 ± 100	12498	CT4-1/8-T0-215R-F
R30	0698-3443	0	2	RESISTOR 287 ± 1% .125W TF TC=0 ± 100	12498	CT4-1/8-T0-287R-F
R31	0698-0083	8	2	RESISTOR 1.96K ± 1% .125W TF TC=0 ± 100	12498	CT4-1/8-T0-1961-F
R32	0757-0465	6	2	RESISTOR 100K ± 1% .125W TF TC=0 ± 100	12498	CT4-1/8-T0-1003-F
R33	0757-0428	1		RESISTOR 1.62K ± 1% .125W TF TC=0 ± 100	12498	CT4-1/8-T0-1621-F
R34	0757-1094	9		RESISTOR 1.47K ± 1% .125W TF TC=0 ± 100	12498	CT4-1/8-T0-1471-F
R35	0698-0085	0		RESISTOR 2.61K ± 1% .125W TF TC=0 ± 100	12498	CT4-1/8-T0-2611-F
R36	0757-0274	5		RESISTOR 1.21K ± 1% .125W TF TC=0 ± 100	12498	CT4-1/8-T0-1211-F
R37	0757-0279	0		RESISTOR 3.16K ± 1% .125W TF TC=0 ± 100	12498	CT4-1/8-T0-3161-F
R39	0698-3151	7		RESISTOR 2.87K ± 1% .125W TF TC=0 ± 100	12498	CT4-1/8-T0-2871-F
R41	0757-0279	0		RESISTOR 3.16K ± 1% .125W TF TC=0 ± 100	12498	CT4-1/8-T0-3161-F
R42	0698-3444	1		RESISTOR 316 ± 1% .125W TF TC=0 ± 100	12498	CT4-1/8-T0-316R-F
R43	0757-0279	0		RESISTOR 3.16K ± 1% .125W TF TC=0 ± 100	12498	CT4-1/8-T0-3161-F
R44	0698-3441	8		RESISTOR 215 ± 1% .125W TF TC=0 ± 100	12498	CT4-1/8-T0-215R-F
R45	0698-8827	4		RESISTOR 1M ± 1% .125W TF TC=0 ± 100	12498	CT4
R47	0698-3443	0		RESISTOR 287 ± 1% .125W TF TC=0 ± 100	12498	CT4-1/8-T0-287R-F
R48	0698-0083	8		RESISTOR 1.96K ± 1% .125W TF TC=0 ± 100	12498	CT4-1/8-T0-1961-F
R49	0757-0465	6		RESISTOR 100K ± 1% .125W TF TC=0 ± 100	12498	CT4-1/8-T0-1003-F
R50	0757-0279	0		RESISTOR 3.16K ± 1% .125W TF TC=0 ± 100	12498	CT4-1/8-T0-3161-F
R51	0757-0438	3	6	RESISTOR 5.11K ± 1% .125W TF TC=0 ± 100	12498	CT4-1/8-T0-5111-F
R52	0698-3153	9	3	RESISTOR 3.83K ± 1% .125W TF TC=0 ± 100	12498	CT4-1/8-T0-3831-F
R53	0757-0401	0	1	RESISTOR 100 ± 1% .125W TF TC=0 ± 100	12498	CT4-1/8-T0-101-F
R54	0683-1065	7	1	RESISTOR 10M ± 5% .25W CC TC= -900/+1100	01121	CB1065
R55	0757-0278	9	1	RESISTOR 1.78K ± 1% .125W TF TC=0 ± 100	12498	CT4-1/8-T0-1781-F
R56	0757-0441	8	1	RESISTOR 8.25K ± 1% .125W TF TC=0 ± 100	12498	CT4-1/8-T0-8251-F
R57	0757-0280	3	2	RESISTOR 1K ± 1% .125W TF TC=0 ± 100	12498	CT4-1/8-T0-1001-F
R58	0757-1094	9		RESISTOR 1.47K ± 1% .125W TF TC=0 ± 100	12498	CT4-1/8-T0-1471-F
R59	0764-0003	3	1	RESISTOR 3.3K ± 5% 2W MO TC=0 ± 200	12498	FP-69
R60	0698-8958	2	2	RESISTOR 511K ± 1% .125W TF TC=0 ± 100	12498	CT4
R61	0698-8958	2		RESISTOR 511K ± 1% .125W TF TC=0 ± 100	12498	CT4
R63	0698-0084	9		RESISTOR 2.15K ± 1% .125W TF TC=0 ± 100	12498	CT4-1/8-T0-2151-F
R64	0698-0084	9		RESISTOR 2.15K ± 1% .125W TF TC=0 ± 100	12498	CT4-1/8-T0-2151-F
R65	0698-8812	7	3	RESISTOR 1 ± 1% .125W TF TC=0 ± 100	12498	L04D
R66	0698-8812	7		RESISTOR 1 ± 1% .125W TF TC=0 ± 100	12498	L04D
R67	0698-8812	7		RESISTOR 1 ± 1% .125W TF TC=0 ± 100	12498	L04D
R68	0698-3439	4	1	RESISTOR 178 ± 1% .125W TF TC=0 ± 100	12498	CT4-1/8-T0-178R-F
R69	0757-0438	3		RESISTOR 5.11K ± 1% .125W TF TC=0 ± 100	12498	CT4-1/8-T0-5111-F
R70	0757-0438	3		RESISTOR 5.11K ± 1% .125W TF TC=0 ± 100	12498	CT4-1/8-T0-5111-F
R71	0757-1094	9		RESISTOR 1.47K ± 1% .125W TF TC=0 ± 100	12498	CT4-1/8-T0-1471-F
R72	0757-1094	9		RESISTOR 1.47K ± 1% .125W TF TC=0 ± 100	12498	CT4-1/8-T0-1471-F
R73	0698-3153	9		RESISTOR 3.83K ± 1% .125W TF TC=0 ± 100	12498	CT4-1/8-T0-3831-F
R75	0757-0438	3		RESISTOR 5.11K ± 1% .125W TF TC=0 ± 100	12498	CT4-1/8-T0-5111-F
R77	0757-0444	1	1	RESISTOR 12.1K ± 1% .125W TF TC=0 ± 100	12498	CT4-1/8-T0-1212-F
R78	0698-3153	9		RESISTOR 3.83K ± 1% .125W TF TC=0 ± 100	12498	CT4-1/8-T0-3831-F
R79	0757-1094	9		RESISTOR 1.47K ± 1% .125W TF TC=0 ± 100	12498	CT4-1/8-T0-1471-F
R80	0757-0274	5		RESISTOR 1.21K ± 1% .125W TF TC=0 ± 100	12498	CT4-1/8-T0-1211-F
R81	0757-0438	3		RESISTOR 5.11K ± 1% .125W TF TC=0 ± 100	12498	CT4-1/8-T0-5111-F
R82	0698-3156	2	1	RESISTOR 14.7K ± 1% .125W TF TC=0 ± 100	12498	CT4-1/8-T0-1472-F
R83	0757-0438	3		RESISTOR 5.11K ± 1% .125W TF TC=0 ± 100	12498	CT4-1/8-T0-5111-F
R84	0698-3430	5	2	RESISTOR 21.5 ± 1% .125W TF TC=0 ± 100	D8439	MK2
R85	0698-3430	5		RESISTOR 21.5 ± 1% .125W TF TC=0 ± 100	D8439	MK2
R87	0757-0279	0		RESISTOR 3.16K ± 1% .125W TF TC=0 ± 100	12498	CT4-1/8-T0-3161-F
R89	0757-0280	3		RESISTOR 1K ± 1% .125W TF TC=0 ± 100	12498	CT4-1/8-T0-1001-F
R90	0698-8827	4		RESISTOR 1M ± 1% .125W TF TC=0 ± 100	12498	CT4
R91	0698-8827	4		RESISTOR 1M ± 1% .125W TF TC=0 ± 100	12498	CT4
TP1	0360-2359	0	22	TERMINAL-TEST POINT .230IN ABOVE	4G810	230.100
TP2	0360-2359	0		TERMINAL-TEST POINT .230IN ABOVE	4G810	230.100
TP3	0360-2359	0		TERMINAL-TEST POINT .230IN ABOVE	4G810	230.100
TP4	0360-2359	0		TERMINAL-TEST POINT .230IN ABOVE	4G810	230.100
TP5	0360-2359	0		TERMINAL-TEST POINT .230IN ABOVE	4G810	230.100
TP6	0360-2359	0		TERMINAL-TEST POINT .230IN ABOVE	4G810	230.100
TP7	0360-2359	0		TERMINAL-TEST POINT .230IN ABOVE	4G810	230.100
TP8	0360-2359	0		TERMINAL-TEST POINT .230IN ABOVE	4G810	230.100
TP9	0360-2359	0		TERMINAL-TEST POINT .230IN ABOVE	4G810	230.100
TP10	0360-2359	0		TERMINAL-TEST POINT .230IN ABOVE	4G810	230.100
TP11	0360-2359	0		TERMINAL-TEST POINT .230IN ABOVE	4G810	230.100

Replaceable Parts List for A10 Digital IF, part number 08753-60010 (4 of 4)

Reference Designation	HP Part Number	C D	Qty	Description	Mfr Code	Mfr Part Number
TP12	0360-2359	0		TERMINAL-TEST POINT .230IN ABOVE	4G810	230.100
TP13	0360-2359	0		TERMINAL-TEST POINT .230IN ABOVE	4G810	230.100
TP14	0360-2359	0		TERMINAL-TEST POINT .230IN ABOVE	4G810	230.100
TP15	0360-2359	0		TERMINAL-TEST POINT .230IN ABOVE	4G810	230.100
TP16	0360-2359	0		TERMINAL-TEST POINT .230IN ABOVE	4G810	230.100
TP17	0360-2359	0		TERMINAL-TEST POINT .230IN ABOVE	4G810	230.100
TP18	0360-2359	0		TERMINAL-TEST POINT .230IN ABOVE	4G810	230.100
TP19	0360-2359	0		TERMINAL-TEST POINT .230IN ABOVE	4G810	230.100
TP20	0360-2359	0		TERMINAL-TEST POINT .230IN ABOVE	4G810	230.100
TP21	0360-2359	0		TERMINAL-TEST POINT .230IN ABOVE	4G810	230.100
TP22	0360-2359	0		TERMINAL-TEST POINT .230IN ABOVE	4G810	230.100
U1	1826-0503	1	3	SAMPLE AND HOLD 8 -METAL	27014	LF398H
U2	1826-0503	1		SAMPLE AND HOLD 8 -METAL	27014	LF398H
U3	1826-0915	9	3	IC OP AMP LOW-BIAS-H-IMPED 8-DIP-C PKG	04713	MC34001BU
U4	1826-1186	8	2	ANALOG SWITCH 4 SPST 16 -CERDIP	06665	SW-06GQ
U5	1826-0503	1		SAMPLE AND HOLD 8 -METAL	27014	LF398H
U6	1826-0915	9		IC OP AMP LOW-BIAS-H-IMPED 8-DIP-C PKG	04713	MC34001BU
U7	1826-1186	8		ANALOG SWITCH 4 SPST 16 -CERDIP	06665	SW-06GQ
U8	1826-1438	3	1	ANALOG MULTIPLEXER 8 18 -CERDIP	34371	H11-0518-5
U9	1826-0798	6	1	D/A 8-BIT 22-CERDIP BPLR	18324	NE5018F
U10	1826-0089	8	1	IC OP AMP WB 8-TO-99 PKG	34371	HA2-2525-5 (SELECTED)
U11	1813-0511	4	1	A/D 16-DGT 32-CBRZ/NHM HYB	8E175	ADC76KG
U12	1820-3536	4	2	IC SHF-RGTR TTL LS SYNCHRO PAR/SERIAL-IN	01295	SN74LS597N
U13	1820-3538	4		IC SHF-RGTR TTL LS SYNCHRO PAR/SERIAL-IN	01295	SN74LS597N
U14	1820-1211	8	1	IC GATE TTL LS EXCL-OR QUAD 2-INP	01295	SN74LS86AN
U15	1820-2634	1	1	IC INV TTL ALS HEX	01295	SN74ALS04BN
U16	1820-1427	8	2	IC DCDR TTL LS 2-TO-4-LINE DUAL 2-INP	01295	SN74LS156N
U17	1820-1427	8		IC DCDR TTL LS 2-TO-4-LINE DUAL 2-INP	01295	SN74LS156N
U18	1826-0785	1	4	IC OP AMP LOW-BIAS-H-IMPED DUAL 8-DIP-C	04713	MC34002BU
U19	1826-0785	1		IC OP AMP LOW-BIAS-H-IMPED DUAL 8-DIP-C	04713	MC34002BU
U20	1826-0785	1		IC OP AMP LOW-BIAS-H-IMPED DUAL 8-DIP-C	04713	MC34002BU
U21	1826-0785	1		IC OP AMP LOW-BIAS-H-IMPED DUAL 8-DIP-C	04713	MC34002BU
U22	1826-0915	9		IC OP AMP LOW-BIAS-H-IMPED 8-DIP-C PKG	04713	MC34001BU
U23	1826-1063	0	1	ANALOG MULTIPLEXER 8 CHNL 18 -CERDIP	34371	H11-0509A-5
U24	1820-3848	1	3	IC FF CMOS/74HCT D-TYPE POS-EDGE-TRIG	27014	MM74HCT374N
U25	1820-3146	2	2	IC FF CMOS/74HC D-TYPE POS-EDGE-TRIG COM	04713	MC74HC175N
U26	1820-3848	1		IC FF CMOS/74HCT D-TYPE POS-EDGE-TRIG	27014	MM74HCT374N
U27	1820-3146	2		IC FF CMOS/74HC D-TYPE POS-EDGE-TRIG COM	04713	MC74HC175N
U28	1820-3848	1		IC FF CMOS/74HCT D-TYPE POS-EDGE-TRIG	27014	MM74HCT374N
U29	1820-3206	5	1	IC LCH CMOS/74HC ADDRESSABLE	27014	MM74HC259N
U30	1820-2635	2	2	IC GATE TTL ALS AND QUAD 2-INP	01295	SN74ALS08N
U31	1820-3082	5	1	IC FF CMOS/74HC D-TYPE POS-EDGE-TRIG	04713	MC74HC374N
U32	1820-3401	2	1	IC BFR TTL ALS OR QUAD 2-INP	01295	SN74ALS1032AN
U33	1820-3456	7	1	IC DRVR CMOS/74HCT LINE OCTL	27014	MM74HCT244N
U34	1820-2488	3	2	IC FF TTL ALS D-TYPE POS-EDGE-TRIG	01295	SN74ALS74AN
U35	1820-2488	3		IC FF TTL ALS D-TYPE POS-EDGE-TRIG	01295	SN74ALS74AN
U36	1820-3093	8	1	IC-8000-SERIES PROGRAMMABLE TIMER	34649	P8254
U37	1820-2635	2		IC GATE TTL ALS AND QUAD 2-INP	01295	SN74ALS08N
U38	1820-3079	0	1	IC DCDR CMOS/74HC 3-TO-8-LINE	04713	MC74HC138N
U39	1810-0124	9	1	NETWORK-RES 16-DIP 200.0 OHM X 8	32997	4116R-001-201
U40	1826-0910	4	1	IC V RGLTR-FXD-POS 2.44/2.54V TO-92 PKG	27014	LM336BZ
VR1	1902-3149	9	4	DIODE-ZNR 9.09V 5% DO-35 PD = 4W	28480	1902-3149
VR2	1902-3149	9		DIODE-ZNR 9.09V 5% DO-35 PD = 4W	28480	1902-3149
VR3	1902-3149	9		DIODE-ZNR 9.09V 5% DO-35 PD = 4W	28480	1902-3149
VR4	1902-3149	9		DIODE-ZNR 9.09V 5% DO-35 PD = 4W	28480	1902-3149
W1	8159-0005	0	7	RESISTOR-ZERO OHMS 22 AWG LEAD DIA	11502	YZO 1/4
W2	8159-0005	0		RESISTOR-ZERO OHMS 22 AWG LEAD DIA	11502	YZO 1/4
W3	8159-0005	0		RESISTOR-ZERO OHMS 22 AWG LEAD DIA	11502	YZO 1/4
W4	8159-0005	0		RESISTOR-ZERO OHMS 22 AWG LEAD DIA	11502	YZO 1/4
W5	8159-0005	0		RESISTOR-ZERO OHMS 22 AWG LEAD DIA	11502	YZO 1/4
W6	8159-0005	0		RESISTOR-ZERO OHMS 22 AWG LEAD DIA	11502	YZO 1/4
W7	8159-0005	0		RESISTOR-ZERO OHMS 22 AWG LEAD DIA	11502	YZO 1/4
	08753-67010	4	1	MACH LOADED ASSY	28480	08753-67010
	08753-66010	2	1	COMP SEQ AY	28480	08753-66010

Replaceable Parts List for A10 Digital IF, part number 08753-60095 (1 of 4)

Reference Designation	HP Part Number	C D	Qty	Description	Mfr Code	Mfr Part Number
C1	08753-60095	1	1	BD AY-DIGITAL IF	28480	08753-60095
C2	0180-1731	8	1	CAPACITOR-FXD 4.7UF ± 10% 50VDC TA	56289	150D475X9050B2-DYS
C3	0180-1731	8	1	CAPACITOR-FXD 4.7UF ± 10% 50VDC TA	56289	150D475X9050B2-DYS
C4	0180-1731	8	1	CAPACITOR-FXD 4.7UF ± 10% 50VDC TA	56289	150D475X9050B2-DYS
C5	0180-1731	8	1	CAPACITOR-FXD 4.7UF ± 10% 50VDC TA	56289	150D475X9050B2-DYS
C6	0180-1731	8	1	CAPACITOR-FXD 4.7UF ± 10% 50VDC TA	56289	150D475X9050B2-DYS
C7	0180-1731	8	1	CAPACITOR-FXD 4.7UF ± 10% 50VDC TA	56289	150D475X9050B2-DYS
C8	0180-1731	8	1	CAPACITOR-FXD 4.7UF ± 10% 50VDC TA	56289	150D475X9050B2-DYS
C9	0180-0228	6	1	CAPACITOR-FXD 22UF ± 10% 15VDC TA	56289	150D226X9015B2-DYS
C10	0180-1731	8	1	CAPACITOR-FXD 4.7UF ± 10% 50VDC TA	56289	150D475X9050B2-DYS
C11	0180-1731	8	1	CAPACITOR-FXD 4.7UF ± 10% 50VDC TA	56289	150D475X9050B2-DYS
C12	0180-1731	8	1	CAPACITOR-FXD 4.7UF ± 10% 50VDC TA	56289	150D475X9050B2-DYS
C13	0180-1731	8	1	CAPACITOR-FXD 4.7UF ± 10% 50VDC TA	56289	150D475X9050B2-DYS
C14	0180-1731	8	1	CAPACITOR-FXD 4.7UF ± 10% 50VDC TA	56289	150D475X9050B2-DYS
C15	0180-0228	6	1	CAPACITOR-FXD 22UF ± 10% 15VDC TA	56289	150D226X9015B2-DYS
C16	0180-0228	6	1	CAPACITOR-FXD 22UF ± 10% 15VDC TA	56289	150D226X9015B2-DYS
C17	0160-7011	7	1	CAPACITOR-FXD .01UF ± 2% 100VDC POLYP	84411	HEW834
C18	0160-7010	6	1	CAPACITOR-FXD 3300PF ± 2% 100VDC POLYP	84411	HEW834
C19	0160-7012	8	1	CAPACITOR-FXD .012UF ± 2% 100VDC POLYP	84411	HEW834
C20	0160-7013	9	1	CAPACITOR-FXD .027UF ± 2% 100VDC POLYP	84411	HEW834
C21	0160-4835	7	1	CAPACITOR-FXD .1UF ± 10% 50VDC CER	04222	SA115C104KAAH
C22	0160-4835	7	1	CAPACITOR-FXD .1UF ± 10% 50VDC CER	04222	SA115C104KAAH
C23	0160-7009	3	1	CAPACITOR-FXD 2200PF ± 2% 100VDC POLYP	84411	HEW834
C29	0160-5098	6	1	CAPACITOR-FXD .22UF ± 10% 50VDC CER	04222	SA405C224KAAH
C30	0160-4835	7	1	CAPACITOR-FXD .1UF ± 10% 50VDC CER	04222	SA115C104KAAH
C31	0160-4835	7	1	CAPACITOR-FXD .1UF ± 10% 50VDC CER	04222	SA115C104KAAH
C32	0160-5091	9	1	CAPACITOR-FXD 2200PF ± 2% 100VDC POLYP	222G01PP481	222G01PP481
C33	0160-7011	7	1	CAPACITOR-FXD .01UF ± 2% 100VDC POLYP	84411	HEW834
C34	0160-7012	8	1	CAPACITOR-FXD .012UF ± 2% 100VDC POLYP	84411	HEW834
C35	0160-7010	6	1	CAPACITOR-FXD 3300PF ± 2% 100VDC POLYP	84411	HEW834
C36	0160-7013	9	1	CAPACITOR-FXD .027UF ± 2% 100VDC POLYP	84411	HEW834
C37	0160-4832	4	1	CAPACITOR-FXD .01UF ± 10% 100VDC CER	04222	SA101C103KAAH
C38	0160-4832	4	1	CAPACITOR-FXD .01UF ± 10% 100VDC CER	04222	SA101C103KAAH
C39	0160-7009	3	1	CAPACITOR-FXD 2200PF ± 2% 100VDC POLYP	84411	HEW834
C45	0160-4835	7	1	CAPACITOR-FXD .1UF ± 10% 50VDC CER	04222	SA115C104KAAH
C46	0160-4835	7	1	CAPACITOR-FXD .1UF ± 10% 50VDC CER	04222	SA115C104KAAH
C47	0160-5098	6	1	CAPACITOR-FXD .22UF ± 10% 50VDC CER	04222	SA405C224KAAH
C48	0160-4835	7	1	CAPACITOR-FXD .1UF ± 10% 50VDC CER	04222	SA115C104KAAH
C49	0160-4835	7	1	CAPACITOR-FXD .1UF ± 10% 50VDC CER	04222	SA115C104KAAH
C50	0160-5091	9	1	CAPACITOR-FXD 2200PF ± 2% 100VDC POLYP	222G01PP481	222G01PP481
C51	0160-7011	7	1	CAPACITOR-FXD .01UF ± 2% 100VDC POLYP	84411	HEW834
C52	0160-7012	8	1	CAPACITOR-FXD .012UF ± 2% 100VDC POLYP	84411	HEW834
C53	0160-7010	6	1	CAPACITOR-FXD 3300PF ± 2% 100VDC POLYP	84411	HEW834
C54	0160-7013	9	1	CAPACITOR-FXD .027UF ± 2% 100VDC POLYP	84411	HEW834
C55	0160-4832	4	1	CAPACITOR-FXD .01UF ± 10% 100VDC CER	04222	SA101C103KAAH
C56	0160-4832	4	1	CAPACITOR-FXD .01UF ± 10% 100VDC CER	04222	SA101C103KAAH
C57	0160-7009	3	1	CAPACITOR-FXD 2200PF ± 2% 100VDC POLYP	84411	HEW834
C63	0160-4835	7	1	CAPACITOR-FXD .1UF ± 10% 50VDC CER	04222	SA115C104KAAH
C64	0160-4835	7	1	CAPACITOR-FXD .1UF ± 10% 50VDC CER	04222	SA115C104KAAH
C65	0160-5098	6	1	CAPACITOR-FXD 22UF ± 10% 50VDC CER	04222	SA405C224KAAH
C66	0160-4835	7	1	CAPACITOR-FXD .1UF ± 10% 50VDC CER	04222	SA115C104KAAH
C67	0160-4835	7	1	CAPACITOR-FXD .1UF ± 10% 50VDC CER	04222	SA115C104KAAH
C68	0160-5091	9	1	CAPACITOR-FXD 2200PF ± 2% 100VDC POLYP	222G01PP481	222G01PP481
C69	0180-1731	8	1	CAPACITOR-FXD 4.7UF ± 10% 50VDC TA	56289	150D475X9050B2-DYS
C70	0180-1731	8	1	CAPACITOR-FXD 4.7UF ± 10% 50VDC TA	56289	150D475X9050B2-DYS
C71	0160-0168	1	1	CAPACITOR-FXD .1UF ± 10% 200VDC POLYE	84411	HEW-238M
C72	0160-4835	7	1	CAPACITOR-FXD .1UF ± 10% 50VDC CER	04222	SA115C104KAAH
C73	0160-4835	7	1	CAPACITOR-FXD .1UF ± 10% 50VDC CER	04222	SA115C104KAAH
C74	0160-4835	7	1	CAPACITOR-FXD .1UF ± 10% 50VDC CER	04222	SA115C104KAAH
C75	0160-4835	7	1	CAPACITOR-FXD .1UF ± 10% 50VDC CER	04222	SA115C104KAAH
C76	0160-4831	3	1	CAPACITOR-FXD 4700PF ± 10% 100VDC CER	04222	SA101C472KAAH
C77	0160-4831	3	1	CAPACITOR-FXD 4700PF ± 10% 100VDC CER	04222	SA101C472KAAH
C78	0160-4835	7	1	CAPACITOR-FXD .1UF ± 10% 50VDC CER	04222	SA115C104KAAH
C79	0160-4835	7	1	CAPACITOR-FXD .1UF ± 10% 50VDC CER	04222	SA115C104KAAH
C80	0160-4835	7	1	CAPACITOR-FXD .1UF ± 10% 50VDC CER	04222	SA115C104KAAH
C81	0160-4835	7	1	CAPACITOR-FXD .1UF ± 10% 50VDC CER	04222	SA115C104KAAH
C82	0160-4835	7	1	CAPACITOR-FXD .1UF ± 10% 50VDC CER	04222	SA115C104KAAH
C83	0160-4835	7	1	CAPACITOR-FXD .1UF ± 10% 50VDC CER	04222	SA115C104KAAH
C84	0160-4832	4	1	CAPACITOR-FXD .01UF ± 10% 100VDC CER	04222	SA101C103KAAH

Replaceable Parts List for A10 Digital IF, part number 08753-60095 (2 of 4)

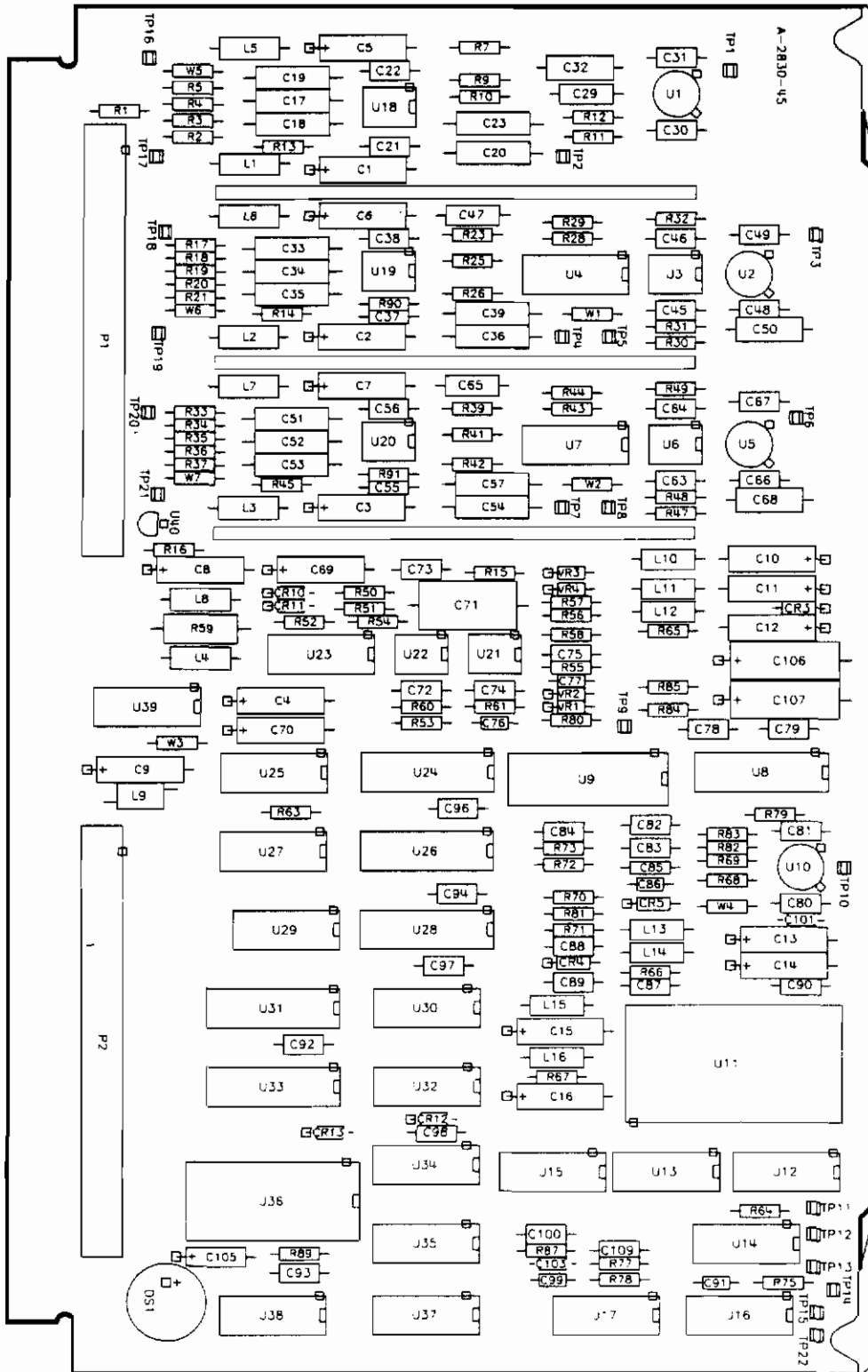
Reference Designation	HP Part Number	C D	Qty	Description	Mfr Code	Mfr Part Number
C85	0160-4822	2	1	CAPACITOR-FXD 1000PF ± 5% 100VDC CER 0 ±	04222	SA201A102JAAH
C86	0160-4805	1	1	CAPACITOR-FXD 47PF ± 5% 100VDC CER 0 ± 30	04222	SA102A470JAAH
C87	0160-4832	4	1	CAPACITOR-FXD .01UF ± 10% 100VDC CER	04222	SA101C103KAAH
C88	0160-4835	7	1	CAPACITOR-FXD .1UF ± 10% 50VDC CER	04222	SA115C104KAAH
C89	0160-4835	7	1	CAPACITOR-FXD .1UF ± 10% 50VDC CER	04222	SA115C104KAAH
C90	0160-4835	7	1	CAPACITOR-FXD .1UF ± 10% 50VDC CER	04222	SA115C104KAAH
C91	0160-4812	0	1	CAPACITOR-FXD 220PF ± 5% 100VDC CER 0 ± 3	04222	SA101A221JAAH
C92	0160-4835	7	1	CAPACITOR-FXD .1UF ± 10% 50VDC CER	04222	SA115C104KAAH
C93	0160-4835	7	1	CAPACITOR-FXD .1UF ± 10% 50VDC CER	04222	SA115C104KAAH
C94	0160-4835	7	1	CAPACITOR-FXD .1UF ± 10% 50VDC CER	04222	SA115C104KAAH
C96	0160-4835	7	1	CAPACITOR-FXD .1UF ± 10% 50VDC CER	04222	SA115C104KAAH
C97	0160-4835	7	1	CAPACITOR-FXD .1UF ± 10% 50VDC CER	04222	SA115C104KAAH
C98	0160-4835	7	1	CAPACITOR-FXD .1UF ± 10% 50VDC CER	04222	SA115C104KAAH
C99	0160-4807	3	1	CAPACITOR-FXD 33PF ± 5% 100VDC CER 0 ± 30	04222	SA102A330JAAH
C100	0160-4835	7	1	CAPACITOR-FXD .1UF ± 10% 50VDC CER	04222	SA115C104KAAH
C101	0160-4787	8	1	CAPACITOR-FXD 22PF ± 5% 100VDC CER 0 ± 30	04222	SA102A220JAAH
C103	0160-5882	2	1	CAPACITOR-FXD 240PF ± 1% 100VDC CER 0 ± 3	04222	C114G241F1GSCA
C105	0180-0197	8	1	CAPACITOR-FXD 2.2UF ± 10% 20VDC TA	56289	150D225X9020A2-DYS
C106	0180-2182	5	1	CAPACITOR-FXD 18UF ± 10% 50VDC TA	56289	150D186X9050R2-DYS
C107	0180-2182	5	1	CAPACITOR-FXD 18UF ± 10% 50VDC TA	56289	150D186X9050R2-DYS
C109	0160-4832	4	1	CAPACITOR-FXD .01UF ± 10% 100VDC CER	04222	SA101C103KAAH
CR3	1901-0743	1	1	DIODE-PWR RECT 1N4004 400V 1A DO-41	28480	1901-0743
CR4	1901-0743	1	1	DIODE-PWR RECT 1N4004 400V 1A DO-41	28480	1901-0743
CR5	1901-0743	1	1	DIODE-PWR RECT 1N4004 400V 1A DO-41	28480	1901-0743
CR10	1901-0033	2	1	DIODE-GEN PRP 180V 200MA DO-35	9N171	1N645
CR11	1901-0033	2	1	DIODE-GEN PRP 180V 200MA DO-35	9N171	1N645
CR12	1901-0033	2	1	DIODE-GEN PRP 180V 200MA DO-35	9N171	1N645
CR13	1901-0033	2	1	DIODE-GEN PRP 180V 200MA DO-35	9N171	1N645
DS1	0960-0561	4	1	AUDIO TRANSUDCER 1-3VDC 80DB AT 10CM	04222	QMB-01-S.P.
L1	9100-2579	5	1	INDUCTOR RF-CH-MLD 3.3MH ± 10% .161D-INX	24226	17S334K
L2	9100-2579	5	1	INDUCTOR RF-CH-MLD 3.3MH ± 10% .161D-INX	24226	17S334K
L3	9100-2579	5	1	INDUCTOR RF-CH-MLD 3.3MH ± 10% .161D-INX	24226	17S334K
L4	9100-2579	5	1	INDUCTOR RF-CH-MLD 3.3MH ± 10% .161D-INX	24226	17S334K
L5	9100-2579	5	1	INDUCTOR RF-CH-MLD 3.3MH ± 10% .161D-INX	24226	17S334K
L6	9100-2579	5	1	INDUCTOR RF-CH-MLD 3.3MH ± 10% .161D-INX	24226	17S334K
L7	9100-2579	5	1	INDUCTOR RF-CH-MLD 3.3MH ± 10% .161D-INX	24226	17S334K
L8	9100-2579	5	1	INDUCTOR RF-CH-MLD 3.3MH ± 10% .161D-INX	24226	17S334K
L9	9100-1788	6	1	CORE-FERRITE CHOKE-WIDEBAND IMP:680	02114	VK200 20/4B
L10	9100-1633	0	1	INDUCTOR RF-CH-MLD 68UH ± 5% .166D-INX.3	99800	1537-68
L11	9100-1633	0	1	INDUCTOR RF-CH-MLD 68UH ± 5% .166D-INX.3	99800	1537-68
L12	9100-1633	0	1	INDUCTOR RF-CH-MLD 68UH ± 5% .166D-INX.3	99800	1537-68
L13	9140-0238	3	1	INDUCTOR RF-CH-MLD 82UH ± 5% .166D-INX.3	99800	1537-72
L14	9140-0238	3	1	INDUCTOR RF-CH-MLD 82UH ± 5% .166D-INX.3	99800	1537-72
L15	9100-3912	2	1	INDUCTOR RF-CH-MLD 15UH ± 5% .166D-INX.3	24226	15M152J
L16	9100-3912	2	1	INDUCTOR RF-CH-MLD 15UH ± 5% .166D-INX.3	24226	15M152J
MP1	08753-20095	7	1	BD-DIGITAL IF	28480	08753-20095
MP2	4040-0748	3	2	EXTR-PC BD BLK POLYC .062-IN-BD-THKNS 1-	72962	99-012-062-0250
MP3	1480-0073	8	2	PIN-ROLL .062-IN-DIA .25-IN-LG BE-CU	18873	68001-136
MP4	1251-6799	0	3	CONN-POST TYPE .100-PIN-SPCG 36-CONT	00779	534204-5
P1	1251-8912	3	1	CONN-POST TYPE .100-PIN-SPCG 60-CONT	00779	534204-5
P2	1251-8912	3	1	CONN-POST TYPE .100-PIN-SPCG 60-CONT	00779	534204-5
R1	0757-0428	1	1	RESISTOR 1.62K 1% .125W TF TC=0 ± 100	19701	SFR25H
R2	0757-1094	9	1	RESISTOR 1.47K 1% .125W TF TC=0 ± 100	19701	SFR25H
R3	0698-0085	0	1	RESISTOR 2.61K 1% .125W TF TC=0 ± 100	19701	SFR25H
R4	0757-0274	5	1	RESISTOR 1.21K 1% .125W TF TC=0 ± 100	19701	SFR25H
R5	0757-0279	0	1	RESISTOR 3.16K 1% .125W TF TC=0 ± 100	19701	SFR25H
R7	0698-3151	7	1	RESISTOR 2.87K 1% .125W TF TC=0 ± 100	19701	SFR25H
R9	0757-0279	0	1	RESISTOR 3.16K 1% .125W TF TC=0 ± 100	19701	SFR25H
R10	0698-3444	1	1	RESISTOR 316 1% .125W TF TC=0 ± 100	19701	SFR25H
R11	0698-3154	0	1	RESISTOR 4.22K 1% .125W TF TC=0 ± 100	19701	SFR25H
R12	0698-3154	0	1	RESISTOR 4.22K 1% .125W TF TC=0 ± 100	19701	SFR25H
R13	0698-8827	4	1	RESISTOR 1M 1% .125W TF TC=0 ± 100	19701	SFR25H
R14	0698-8827	4	1	RESISTOR 1M 1% .125W TF TC=0 ± 100	19701	SFR25H
R15	0698-0084	9	1	RESISTOR 2.15K 1% .125W TF TC=0 ± 100	19701	SFR25H
R16	0757-0442	9	1	RESISTOR 10K 1% .125W TF TC=0 ± 100	19701	SFR25H
R17	0757-0428	1	1	RESISTOR 1.62K 1% .125W TF TC=0 ± 100	19701	SFR25H
R18	0757-1094	9	1	RESISTOR 1.47K 1% .125W TF TC=0 ± 100	19701	SFR25H
R19	0698-0085	0	1	RESISTOR 2.61K 1% .125W TF TC=0 ± 100	19701	SFR25H
R20	0757-0274	5	1	RESISTOR 1.21K 1% .125W TF TC=0 ± 100	19701	SFR25H
R21	0757-0279	0	1	RESISTOR 3.16K 1% .125W TF TC=0 ± 100	19701	SFR25H

Replaceable Parts List for A10 Digital IF, part number 08753-60095 (3 of 4)

Reference Designation	HP Part Number	C	D	Qty	Description	Mfr Code	Mfr Part Number
R23	0698-3151	7	1	1	RESISTOR 2.87K 1% .125W TF TC=0±100	19701	SFR25H
R25	0757-0279	0	1	1	RESISTOR 3.16K 1% .125W TF TC=0±100	19701	SFR25H
R26	0698-3444	1	1	1	RESISTOR 316 1% .125W TF TC=0±100	19701	SFR25H
R28	0757-0279	0	1	1	RESISTOR 3.16K 1% .125W TF TC=0±100	19701	SFR25H
R29	0698-3441	8	1	1	RESISTOR 215 1% .125W TF TC=0±100	19701	SFR25H
R30	0698-3443	0	1	1	RESISTOR 287 1% .125W TF TC=0±100	19701	SFR25H
R31	0698-0083	8	1	1	RESISTOR 1.96K 1% .125W TF TC=0±100	19701	SFR25H
R32	0757-0465	6	1	1	RESISTOR 100K 1% .125W TF TC=0±100	19701	SFR25H
R33	0757-0428	1	1	1	RESISTOR 1.62K 1% .125W TF TC=0±100	19701	SFR25H
R34	0757-1094	9	1	1	RESISTOR 1.47K 1% .125W TF TC=0±100	19701	SFR25H
R35	0698-0085	0	1	1	RESISTOR 2.81K 1% .125W TF TC=0±100	19701	SFR25H
R36	0757-0274	5	1	1	RESISTOR 1.21K 1% .125W TF TC=0±100	19701	SFR25H
R37	0757-0279	0	1	1	RESISTOR 3.16K 1% .125W TF TC=0±100	19701	SFR25H
R39	0698-3151	7	1	1	RESISTOR 2.87K 1% .125W TF TC=0±100	19701	SFR25H
R41	0757-0279	0	1	1	RESISTOR 3.16K 1% .125W TF TC=0±100	19701	SFR25H
R42	0698-3444	1	1	1	RESISTOR 316 1% .125W TF TC=0±100	19701	SFR25H
R43	0757-0279	0	1	1	RESISTOR 3.16K 1% .125W TF TC=0±100	19701	SFR25H
R44	0698-3441	8	1	1	RESISTOR 215 1% .125W TF TC=0±100	19701	SFR25H
R45	0698-8827	4	1	1	RESISTOR 1M 1% .125W TF TC=0±100	19701	SFR25H
R47	0698-3443	0	1	1	RESISTOR 287 1% .125W TF TC=0±100	19701	SFR25H
R48	0698-0083	8	1	1	RESISTOR 1.96K 1% .125W TF TC=0±100	19701	SFR25H
R49	0757-0465	6	1	1	RESISTOR 100K 1% .125W TF TC=0±100	19701	SFR25H
R50	0757-0279	0	1	1	RESISTOR 3.16K 1% .125W TF TC=0±100	19701	SFR25H
R51	0757-0438	3	1	1	RESISTOR 5.11K 1% .125W TF TC=0±100	19701	SFR25H
R52	0698-3153	9	1	1	RESISTOR 3.83K 1% .125W TF TC=0±100	19701	SFR25H
R53	0757-0401	0	1	1	RESISTOR 100 1% .125W TF TC=0±100	19701	SFR25H
R54	0683-1065	7	1	1	RESISTOR 10M 5% .25W CC TC=-900/+1100	01121	CB1065
R55	0757-0278	9	1	1	RESISTOR 1.78K 1% .125W TF TC=0±100	19701	SFR25H
R56	0757-0441	8	1	1	RESISTOR 8.25K 1% .125W TF TC=0±100	19701	SFR25H
R57	0757-0280	3	1	1	RESISTOR 1K 1% .125W TF TC=0±100	19701	SFR25H
R58	0757-1094	9	1	1	RESISTOR 1.47K 1% .125W TF TC=0±100	19701	SFR25H
R59	0784-0003	3	1	1	RESISTOR 3.3K 5% 2W MO TC=0±200	11502	GS-3
R60	0698-8958	2	1	1	RESISTOR 511K 1% .125W TF TC=0±100	19701	SFR25H
R61	0698-8958	2	1	1	RESISTOR 511K 1% .125W TF TC=0±100	19701	SFR25H
R63	0698-0084	9	1	1	RESISTOR 2.15K 1% .125W TF TC=0±100	19701	SFR25H
R64	0698-0084	9	1	1	RESISTOR 2.15K 1% .125W TF TC=0±100	19701	SFR25H
R65	0698-8812	7	1	1	RESISTOR 1 1% .125W TF TC=0±100	91637	CMF-55-1
R66	0698-8812	7	1	1	RESISTOR 1 1% .125W TF TC=0±100	91637	CMF-55-1
R67	0698-8812	7	1	1	RESISTOR 1 1% .125W TF TC=0±100	91637	CMF-55-1
R68	0698-3439	4	1	1	RESISTOR 178 1% .125W TF TC=0±100	19701	SFR25H
R69	0757-0438	3	1	1	RESISTOR 5.11K 1% .125W TF TC=0±100	19701	SFR25H
R70	0757-0438	3	1	1	RESISTOR 5.11K 1% .125W TF TC=0±100	19701	SFR25H
R71	0757-1094	9	1	1	RESISTOR 1.47K 1% .125W TF TC=0±100	19701	SFR25H
R72	0757-1094	9	1	1	RESISTOR 1.47K 1% .125W TF TC=0±100	19701	SFR25H
R73	0698-3153	9	1	1	RESISTOR 3.83K 1% .125W TF TC=0±100	19701	SFR25H
R75	0757-0438	3	1	1	RESISTOR 5.11K 1% .125W TF TC=0±100	19701	SFR25H
R77	0757-0444	1	1	1	RESISTOR 12.1K 1% .125W TF TC=0±100	19701	SFR25H
R78	0698-3153	9	1	1	RESISTOR 3.83K 1% .125W TF TC=0±100	19701	SFR25H
R79	0757-1094	9	1	1	RESISTOR 1.47K 1% .125W TF TC=0±100	19701	SFR25H
R80	0757-0274	5	1	1	RESISTOR 1.21K 1% .125W TF TC=0±100	19701	SFR25H
R81	0757-0438	3	1	1	RESISTOR 5.11K 1% .125W TF TC=0±100	19701	SFR25H
R82	0698-3156	2	1	1	RESISTOR 14.7K 1% .125W TF TC=0±100	19701	SFR25H
R83	0757-0438	3	1	1	RESISTOR 5.11K 1% .125W TF TC=0±100	19701	SFR25H
R84	0698-3430	5	1	1	RESISTOR 21.5 1% .125W TF TC=0±100	19701	SFR25H
R85	0698-3430	5	1	1	RESISTOR 21.5 1% .125W TF TC=0±100	19701	SFR25H
R87	0757-0279	0	1	1	RESISTOR 3.16K 1% .125W TF TC=0±100	19701	SFR25H
R89	0757-0280	3	1	1	RESISTOR 1K 1% .125W TF TC=0±100	19701	SFR25H
R90	0698-8827	4	1	1	RESISTOR 1M 1% .125W TF TC=0±100	19701	SFR25H
R91	0698-8827	4	1	1	RESISTOR 1M 1% .125W TF TC=0±100	19701	SFR25H
TP1	0360-2359	0	1	1		4G819	230.100
TP2	0360-2359	0	1	1	TERMINAL TEST PT	4G819	230.100
TP3	0360-2359	0	1	1	TERMINAL TEST PT	4G819	230.100
TP4	0360-2359	0	1	1	TERMINAL TEST PT	4G819	230.100
TP5	0360-2359	0	1	1	TERMINAL TEST PT	4G819	230.100
TP6	0360-2359	0	1	1	TERMINAL TEST PT	4G819	230.100
TP7	0360-2359	0	1	1	TERMINAL TEST PT	4G819	230.100
TP8	0360-2359	0	1	1	TERMINAL TEST PT	4G819	230.100
TP9	0360-2359	0	1	1	TERMINAL TEST PT	4G819	230.100
TP10	0360-2359	0	1	1	TERMINAL TEST PT	4G819	230.100
TP11	0360-2359	0	1	1	TERMINAL TEST PT	4G819	230.100

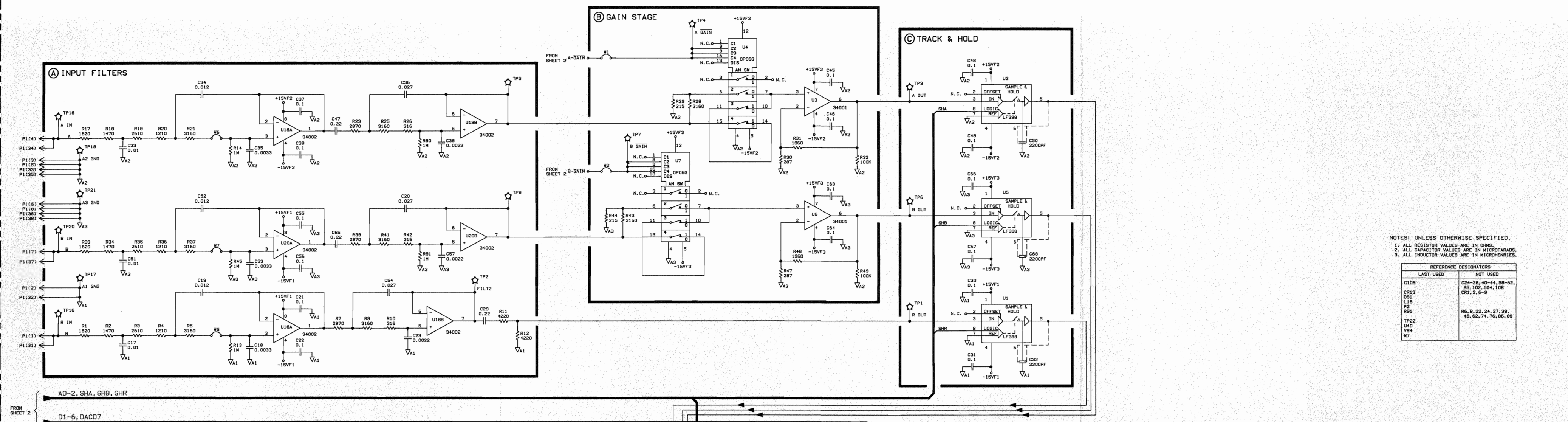
Replaceable Parts List for A10 Digital IF, part number 08753-60095 (4 of 4)

Reference Designation	HP Part Number	C D	Qty	Description	Mfr Code	Mfr Part Number
TP12	0360-2359	0	1	TERMINAL TEST PT	4G819	230.100
TP13	0360-2359	0	1	TERMINAL TEST PT	4G819	230.100
TP14	0360-2359	0	1	TERMINAL TEST PT	4G819	230.100
TP15	0360-2359	0	1	TERMINAL TEST PT	4G819	230.100
TP16	0360-2359	0	1	TERMINAL TEST PT	4G819	230.100
TP17	0360-2359	0	1	TERMINAL TEST PT	4G819	230.100
TP18	0360-2359	0	1	TERMINAL TEST PT	4G819	230.100
TP19	0360-2359	0	1	TERMINAL TEST PT	4G819	230.100
TP20	0360-2359	0	1	TERMINAL TEST PT	4G819	230.100
TP21	0360-2359	0	1	TERMINAL TEST PT	4G819	230.100
TP22	0360-2359	0	1	TERMINAL TEST PT	4G819	230.100
U1	1826-0503	1	1	SAMPLE AND HOLD 8 -METAL	27014	LF398H
U2	1826-0503	1	1	SAMPLE AND HOLD 8 -METAL	27014	LF398H
U3	1826-0915	9	1	IC OP AMP LOW-BIAS-H-IMPDP 8-DIP-C PKG	04713	MC340018U
U4	1826-1186	8	1	ANALOG SWITCH 4 SPST 16 -CERDIP	06665	SW-06GQ
U5	1826-0503	1	1	SAMPLE AND HOLD 8 -METAL	27014	LF398H
U6	1826-0915	9	1	IC OP AMP LOW-BIAS-H-IMPDP 8-DIP-C PKG	04713	MC340018U
U7	1826-1186	8	1	ANALOG SWITCH 4 SPST 16 -CERDIP	06665	SW-06GQ
U8	1826-1438	3	1	ANALOG MULTIPLEXER 8 18 -CERDIP	34371	H11-0518-5
U9	1826-0798	6	1	D/A 8-BIT 22-CERDIP BPLR	18324	NE5018F
U10	1826-0089	8	1	IC OP AMP WB TO-99 PKG	34371	HA2-2525-5 (SELECTED)
U11	1813-0511	4	1	A/D 18-DGT 32-CBRZ/NHM HYB	8E175	ADC78KG
U12	1820-3536	4	1	IC SHF-RGTR TTL LS SYNCHRO PAR/SERIAL-IN	01295	SN74LS597N
U13	1820-3536	4	1	IC SHF-RGTR TTL LS SYNCHRO PAR/SERIAL-IN	01295	SN74LS597N
U14	1820-1211	8	1	IC GATE TTL LS EXCL-OR QUAD 2-INP	01295	SN74LS86AN
U15	1820-2634	1	1	IC INV TTL ALS HEX	01295	SN74ALS04BN
U16	1820-1437	0	1	IC MV TTL LS MONOSTBL DUAL	01295	SN74LS221N
U17	1820-1437	0	1	IC MV TTL LS MONOSTBL DUAL	01295	SN74LS221N
U18	1826-0785	1	1	IC OP AMP LOW-BIAS-H-IMPDP DUAL 8-DIP-C	04713	MC34002BU
U19	1826-0785	1	1	IC OP AMP LOW-BIAS-H-IMPDP DUAL 8-DIP-C	04713	MC34002BU
U20	1826-0785	1	1	IC OP AMP LOW-BIAS-H-IMPDP DUAL 8-DIP-C	04713	MC34002BU
U21	1826-0785	1	1	IC OP AMP LOW-BIAS-H-IMPDP DUAL 8-DIP-C	04713	MC34002BU
U22	1826-0915	9	1	IC OP AMP LOW-BIAS-H-IMPDP 8-DIP-C PKG	04713	MC340018U
U23	1826-1063	0	1	ANALOG MULTIPLEXER 8 CHNL 16 -CERDIP	34371	H11-0509A-5
U24	1820-3848	1	1	IC FF CMOS/74HCT D-TYPE POS-EDGE-TRIG CO	27014	MM74HCT374N
U25	1820-3146	2	1	IC FF CMOS/74HC D-TYPE POS-EDGE-TRIG COM	04713	MC74HC175N
U26	1820-3848	1	1	IC FF CMOS/74HCT D-TYPE POS-EDGE-TRIG CO	27014	MM74HCT374N
U27	1820-3146	2	1	IC FF CMOS/74HC D-TYPE POS-EDGE-TRIG COM	04713	MC74HC175N
U28	1820-3848	1	1	IC FF CMOS/74HCT D-TYPE POS-EDGE-TRIG CO	27014	MM74HCT374N
U29	1820-3206	5	1	IC LCH CMOS/74HC ADDRESSABLE POS-EDGE-TR	27014	MM74HC259N
U30	1820-2635	2	1	IC GATE TTL ALS AND QUAD 2-INP	01295	SN74ALS08N
U31	1820-3082	5	1	IC FF CMOS/74HC D-TYPE POS-EDGE-TRIG OCT	04713	MC74HC374N
U32	1820-3401	2	1	IC BFR TTL ALS OR QUAD 2-INP	01295	SN74ALS1032AN
U33	1820-3456	7	1	IC DRVR CMOS/74HCT LINE OCTL	27014	MM74HCT244N
U34	1820-2488	3	1	IC FF TTL ALS D-TYPE POS-EDGE-TRIG PRESE	01295	SN74ALS74AN
U35	1820-2488	3	1	IC FF TTL ALS D-TYPE POS-EDGE-TRIG PRESE	01295	SN74ALS74AN
U36	1820-3093	8	1	IC-8000-SERIES PROGRAMMABLE TIMER	34649	P8254
U37	1820-2635	2	1	IC GATE TTL ALS AND QUAD 2-INP	01295	SN74ALS08N
U38	1820-3079	0	1	IC DCDR CMOS/74HC 3-TO-8-LINE	27014	MM74HC138N
U39	1810-0124	9	1	NETWORK-RES 16-DIP 200.0 OHM X 8	11236	761-3-R200
U40	1826-0910	4	1	IC V RGLTR-FXD-POS 2.44/2.54V TO-92 PKG	27014	LM3368Z
VR1	1902-3149	9	1	DIODE-ZNR 9.09V 5% DO-35 PD= .4W	04713	
VR2	1902-3149	9	1	DIODE-ZNR 9.09V 5% DO-35 PD= .4W	04713	
VR3	1902-3149	9	1	DIODE-ZNR 9.09V 5% DO-35 PD= .4W	04713	
VR4	1902-3149	9	1	DIODE-ZNR 9.09V 5% DO-35 PD= .4W	04713	
W1	8159-0005	0	1	RESISTOR-ZERO OHMS 22 AWG LEAD DIA	55210	L-2007-1
W2	8159-0005	0	1	RESISTOR-ZERO OHMS 22 AWG LEAD DIA	55210	L-2007-1
W3	8159-0005	0	1	RESISTOR-ZERO OHMS 22 AWG LEAD DIA	55210	L-2007-1
W4	8159-0005	0	1	RESISTOR-ZERO OHMS 22 AWG LEAD DIA	55210	L-2007-1
W5	8159-0005	0	1	RESISTOR-ZERO OHMS 22 AWG LEAD DIA	55210	L-2007-1
W6	8159-0005	0	1	RESISTOR-ZERO OHMS 22 AWG LEAD DIA	55210	L-2007-1
W7	8159-0005	0	1	RESISTOR-ZERO OHMS 22 AWG LEAD DIA	55210	L-2007-1



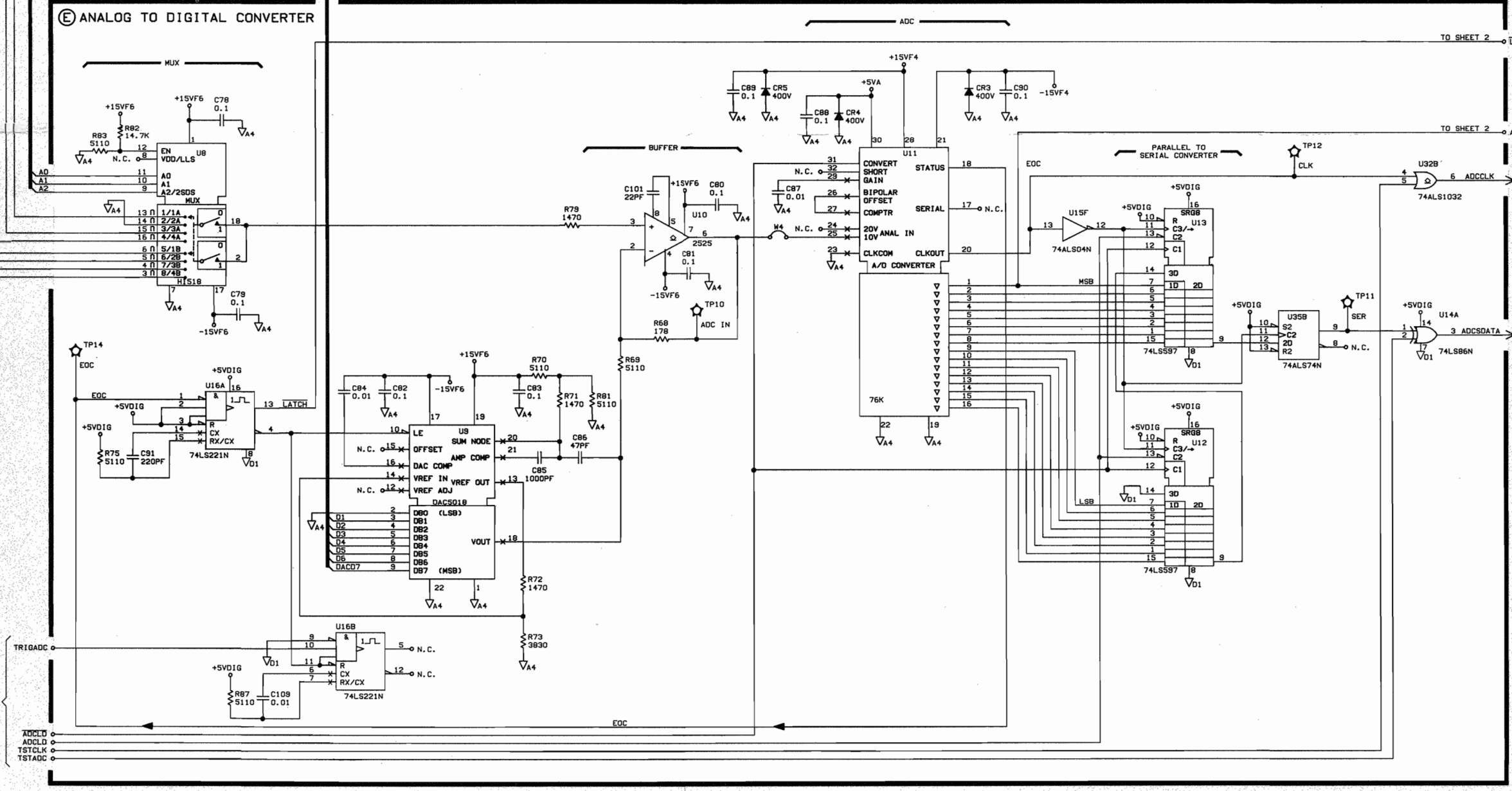
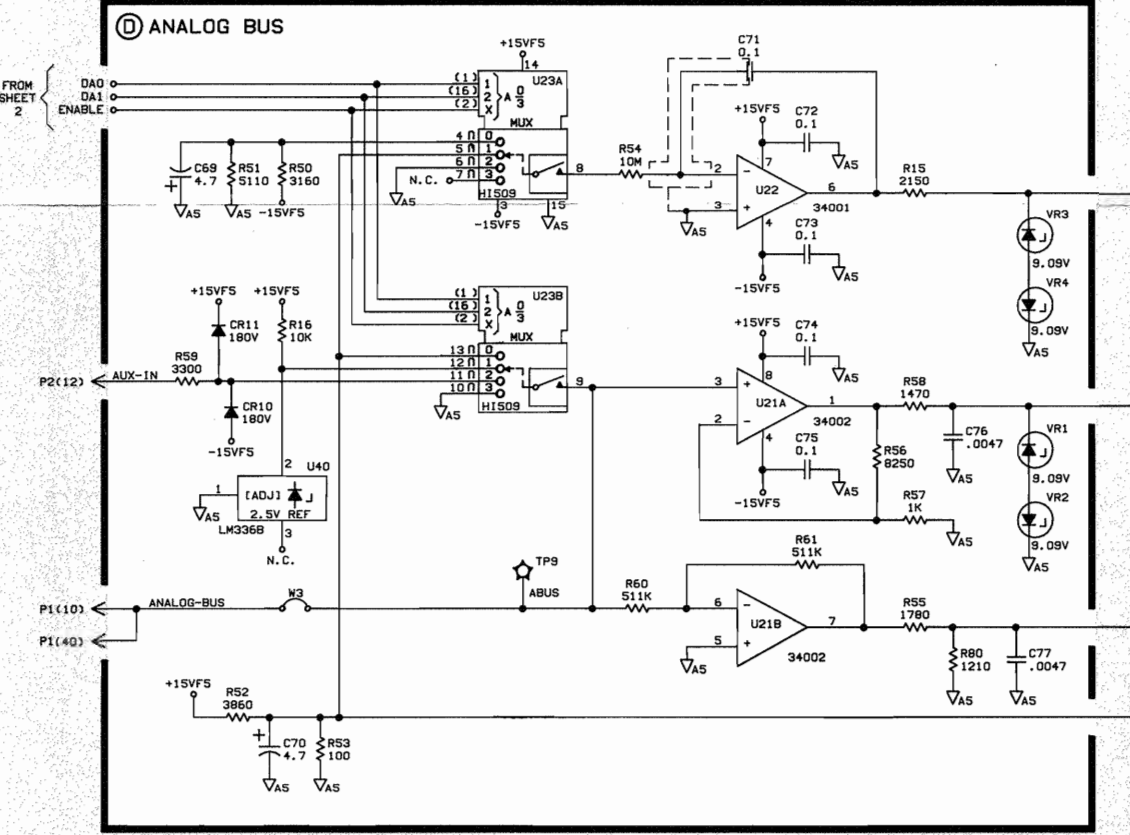
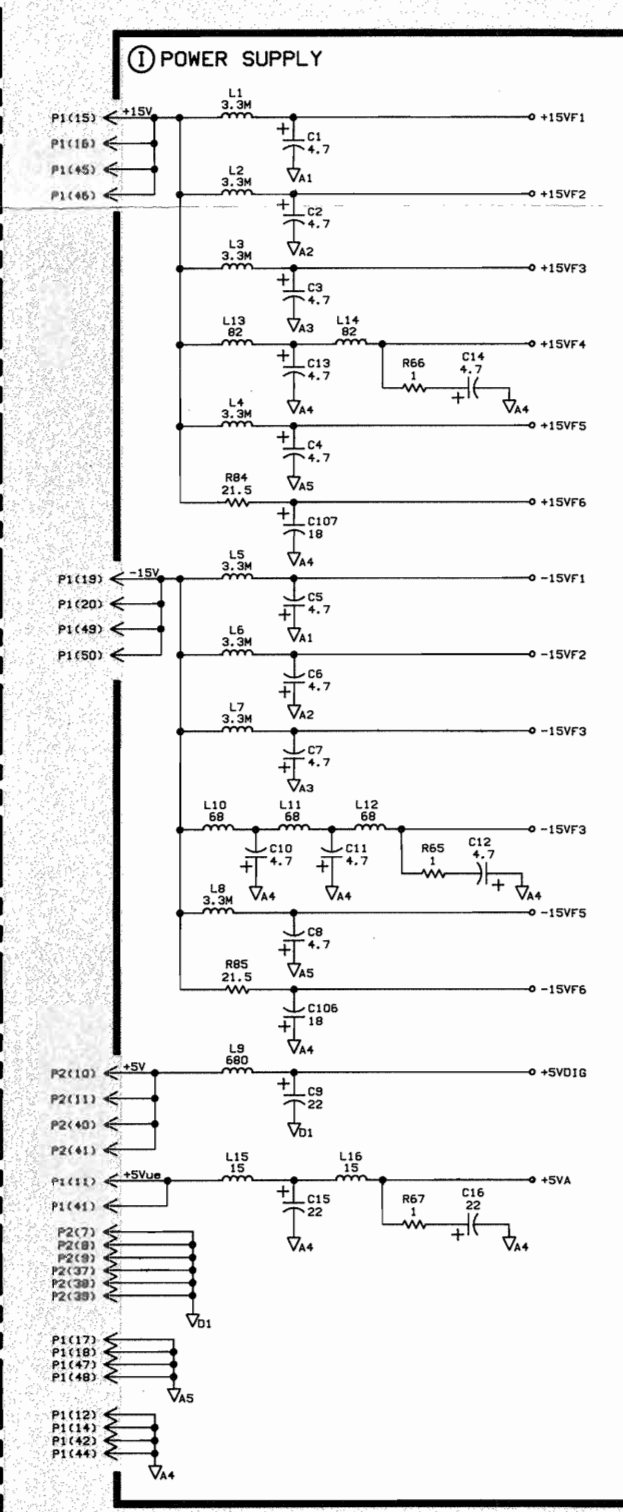
08753-60095

Component Location Diagram



NOTES: UNLESS OTHERWISE SPECIFIED,
 1. ALL RESISTOR VALUES ARE IN OHMS.
 2. ALL CAPACITOR VALUES ARE IN MICROFARADS.
 3. ALL INDUCTOR VALUES ARE IN MICROHENRIES.

REFERENCE DESIGNATORS	
LAST USED	NOT USED
C108	C24-28, 40-44, 50-52,
CR13	85, 102, 104, 108
CR1	CR1, 2, 8-9
L16	
P2	
RB1	R6, 8, 22, 24, 27, 38,
TP22	46, 62, 74, 76, 85, 88
U43	
VR4	
W7	



A11 Phase Lock Assembly

Part Number 08753-60082

This section contains the replaceable parts list, component location diagram, and circuit schematic for the A11 Phase Lock assembly, HP part number 08753-60082.

The 08753-60082 supersedes the original A11 assembly, 08753-60060. The only significant difference between these boards is that resistor R42 in the 08753-60060 has been replaced by a jumper (HP part number 8159-0005) in the 08753-60082. Therefore, this documentation can also be used to repair the 08753-60060 assembly.

The 08753-60060 is compatible with HP 8753A revision 1.00 firmware only. The 08753-60082 assembly should be used in HP 8753A's with later firmware or HP 8753B's. For more information, refer to service note 8753A-7B.

Information in this document is subject to change without notice. The configuration of some assemblies may differ from that indicated in this document.

Replaceable Parts List for All Phase Lock Assembly, part number 08753-60082 (1 of 5)

Reference Designation	HP Part Number	C D	Qty	Description	Mfr Code	Mfr Part Number
C1	08753-60082	6	1	BD AY-PHASE LOCK	26480	08753-60082
C2	0160-4803	9	1	CAP-FXD 68pF 100 V	04222	SA102A680JAAH
C3	0160-4804	0	1	CAP-FXD 56pF 100 V	04222	SA102A560JAAH
C4	0160-4786	7	1	CAP-FXD 27pF 100 V	04222	SA102A270JAAH
C5	0160-4832	4	1	CAPACITOR-FXD .01UF ±10% 100VDC CER	04222	SA101C103KAAH
C6	0160-4832	4	1	CAPACITOR-FXD .01UF ±10% 100VDC CER	04222	SA101C103KAAH
C7	0160-4812	0	1	CAP-FXD 220pF 100 V	04222	SA101A221JAAH
C8	0160-4825	5	1	CAP-FXD 560pF 100 V	04222	SA101A561JAAH
C9	0160-4808	4	1	CAP-FXD 470pF 100 V	04222	SA101A471JAAH
C10	0160-4835	7	1	CAP-FXD 0.1uF 50 V	04222	SA115C104KAAH
C11	0160-4835	7	1	CAP-FXD 0.1uF 50 V	04222	SA115C104KAAH
C12	0160-4832	4	1	CAPACITOR-FXD .01UF ±10% 100VDC CER	04222	SA101C103KAAH
C13	0160-4832	4	1	CAPACITOR-FXD .01UF ±10% 100VDC CER	04222	SA101C103KAAH
C14	0160-4832	4	1	CAPACITOR-FXD .01UF ±10% 100VDC CER	04222	SA101C103KAAH
C15	0160-4832	4	1	CAPACITOR-FXD .01UF ±10% 100VDC CER	04222	SA101C103KAAH
C16	0160-4832	4	1	CAPACITOR-FXD .01UF ±10% 100VDC CER	04222	SA101C103KAAH
C17	0160-4832	4	1	CAPACITOR-FXD .01UF ±10% 100VDC CER	04222	SA101C103KAAH
C18	0160-4832	4	1	CAPACITOR-FXD .01UF ±10% 100VDC CER	04222	SA101C103KAAH
C19	0160-4832	4	1	CAPACITOR-FXD .01UF ±10% 100VDC CER	04222	SA101C103KAAH
C20	0160-4832	4	1	CAPACITOR-FXD .01UF ±10% 100VDC CER	04222	SA101C103KAAH
C21	0160-4832	4	1	CAPACITOR-FXD .01UF ±10% 100VDC CER	04222	SA101C103KAAH
C22	0160-4832	4	1	CAPACITOR-FXD .01UF ±10% 100VDC CER	04222	SA101C103KAAH
C23	0160-4835	7	1	CAP-FXD 0.1uF 50 V	04222	SA115C104KAAH
C24	0160-4832	4	1	CAPACITOR-FXD .01UF ±10% 100VDC CER	04222	SA101C103KAAH
C25	0160-4832	4	1	CAPACITOR-FXD .01UF ±10% 100VDC CER	04222	SA101C103KAAH
C26	0160-4835	7	1	CAP-FXD 0.1uF 50 V	04222	SA115C104KAAH
C27	0160-4832	4	1	CAPACITOR-FXD .01UF ±10% 100VDC CER	04222	SA101C103KAAH
C28	0160-4832	4	1	CAPACITOR-FXD .01UF ±10% 100VDC CER	04222	SA101C103KAAH
C29	0160-4835	7	1	CAP-FXD 0.1uF 50 V	04222	SA115C104KAAH
C30	0160-4835	7	1	CAP-FXD 0.1uF 50 V	04222	SA115C104KAAH
C31	0160-4814	2	1	CAP-FXD 150pF 100 V	04222	SA101A151JAAH
C32	0160-4833	5	1	CAP-FXD 0.022uF 100 V	04222	SA201C223KAAH
C33	0160-4833	5	1	CAP-FXD 0.022uF 100 V	04222	SA201C223KAAH
C34	0160-4807	3	1	CAP-FXD 33pF 100 V	04222	SA102A330JAAH
C35	0160-4832	4	1	CAPACITOR-FXD .01UF ±10% 100VDC CER	04222	SA101C103KAAH
C36	0160-4832	4	1	CAPACITOR-FXD .01UF ±10% 100VDC CER	04222	SA101C103KAAH
C37	0160-4835	7	1	CAP-FXD 0.1uF 50 V	04222	SA115C104KAAH
C38	0160-0197	8	1	CAP-FXD 2.2uF 20 V TA	56289	150D225X9020A2-DYS
C39	0160-4832	4	1	CAPACITOR-FXD .01UF ±10% 100VDC CER	04222	SA101C103KAAH
C40	0160-4835	7	1	CAP-FXD 0.1uF 50 V	04222	SA115C104KAAH
C41	0160-4834	6	1	CAP-FXD 0.047uF 100 V	04222	SA301C473KAAH
C42	0160-4834	6	1	CAP-FXD 0.047uF 100 V	04222	SA301C473KAAH
C43	0160-4835	7	1	CAP-FXD 0.1uF 50 V	04222	SA115C104KAAH
C44	0160-4835	7	1	CAP-FXD 0.1uF 50 V	04222	SA115C104KAAH
C45	0160-4835	7	1	CAP-FXD 0.1uF 50 V	04222	SA115C104KAAH
C46	0160-4835	7	1	CAP-FXD 0.1uF 50 V	04222	SA115C104KAAH
C47	0160-4820	0	1	CAP-FXD 1800pF 100 V	04222	SA301A182JAAH
C48	0160-4820	0	1	CAP-FXD 1800pF 100 V	04222	SA301A182JAAH
C49	0160-0197	8	1	CAP-FXD 2.2uF 20 V TA	56289	150D225X9020A2-DYS
C50	0160-5098	6	1	CAP-FXD 0.22uF 50 V	04222	SA405C224KAAH
C51	0160-0100	3	1	CAP-FXD 4.7uF 35 V TA	56289	150D475X9035B2-DYS
C52	0160-5098	6	1	CAP-FXD 0.22uF 50 V	04222	SA405C224KAAH
C53	0160-4832	4	1	CAPACITOR-FXD .01UF ±10% 100VDC CER	04222	SA101C103KAAH
C54	0160-4832	4	1	CAPACITOR-FXD .01UF ±10% 100VDC CER	04222	SA101C103KAAH
C55	0160-5098	6	1	CAP-FXD 0.22uF 50 V	04222	SA405C224KAAH
C56	0160-4835	7	1	CAP-FXD 0.1uF 50 V	04222	SA115C104KAAH
C57	0160-4835	7	1	CAP-FXD 0.1uF 50 V	04222	SA115C104KAAH
C58	0160-4832	4	1	CAPACITOR-FXD .01UF ±10% 100VDC CER	04222	SA101C103KAAH
C59	0160-4832	4	1	CAPACITOR-FXD .01UF ±10% 100VDC CER	04222	SA101C103KAAH
C60	0160-5099	7	1	CAP-FXD 3300pF 100 V	04222	SA301A332JAAH
C61	0160-4835	7	1	CAP-FXD 0.1uF 50 V	04222	SA115C104KAAH
C62	0160-4835	7	1	CAP-FXD 0.1uF 50 V	04222	SA115C104KAAH
C63	0160-4832	4	1	CAPACITOR-FXD .01UF ±10% 100VDC CER	04222	SA101C103KAAH
C64	0160-4832	4	1	CAPACITOR-FXD .01UF ±10% 100VDC CER	04222	SA101C103KAAH
C65	0160-0229	7	1	CAP-FXD 33uF 10 V TA	56289	150D336X9010B2-DYS
C66	0160-4832	4	1	CAPACITOR-FXD .01UF ±10% 100VDC CER	04222	SA101C103KAAH
C67	0160-4832	4	1	CAPACITOR-FXD .01UF ±10% 100VDC CER	04222	SA101C103KAAH
C68	0160-4832	4	1	CAPACITOR-FXD .01UF ±10% 100VDC CER	04222	SA101C103KAAH
C69	0160-5098	6	1	CAP-FXD 0.22uF 50 V	04222	SA405C224KAAH

Replaceable Parts List for All Phase Lock Assembly, part number 08753-60082 (2 of 5)

Reference Designation	HP Part Number	C	D	Qty	Description	Mfr Code	Mfr Part Number
C70	0180-4832	4	1	1	CAPACITOR-FXD .01UF ± 10% 100VDC CER	04222	SA101C103KAAH
C71	0180-0116	1	1	1	CAP-FXD 6.8uF 35 V TA	56289	150D685X9035B2-DYS
C72	0180-0116	1	1	1	CAP-FXD 6.8uF 35 V TA	56289	150D685X9035B2-DYS
C73	0180-0116	1	1	1	CAP-FXD 6.8uF 35 V TA	56289	150D685X9035B2-DYS
C74	0180-0229	7	1	1	CAP-FXD 33uF 10 V TA	56289	150D336X9010B2-DYS
C75	0180-0229	7	1	1	CAP-FXD 33uF 10 V TA	56289	150D336X9010B2-DYS
C76	0180-4832	4	1	1	CAPACITOR-FXD .01UF ± 10% 100VDC CER	04222	SA101C103KAAH
C77	0180-4832	4	1	1	CAPACITOR-FXD .01UF ± 10% 100VDC CER	04222	SA101C103KAAH
C78	0180-4832	4	1	1	CAPACITOR-FXD .01UF ± 10% 100VDC CER	04222	SA101C103KAAH
C79	0180-4787	8	1	1	CAP-FXD 22pF 100 V	04222	SA102A220JAAH
C80	0180-4832	4	1	1	CAPACITOR-FXD .01UF ± 10% 100VDC CER	04222	SA101C103KAAH
C82	0180-4835	7	1	1	CAP-FXD 0.1uF 50 V	04222	SA115C104KAAH
C83	0180-4801	7	1	1	CAP-FXD 100pF 100 V	04222	SA102A101JAAH
C84	0180-0229	7	1	1	CAP-FXD 33uF 10 V TA	56289	150D336X9010B2-DYS
C85	0180-4835	7	1	1	CAP-FXD 0.1uF 50 V	04222	SA115C104KAAH
C86	0180-4832	4	1	1	CAPACITOR-FXD .01UF ± 10% 100VDC CER	04222	SA101C103KAAH
C87	0180-4832	4	1	1	CAPACITOR-FXD .01UF ± 10% 100VDC CER	04222	SA101C103KAAH
C88	0180-4835	7	1	1	CAP-FXD 0.1uF 50 V	04222	SA115C104KAAH
C90	0180-4832	4	1	1	CAPACITOR-FXD .01UF ± 10% 100VDC CER	04222	SA101C103KAAH
C91	0180-4832	4	1	1	CAPACITOR-FXD .01UF ± 10% 100VDC CER	04222	SA101C103KAAH
C92	0180-4824	4	1	1	CAP-FXD 680pF 100 V	04222	SA101A681JAAH
C93	0180-4824	4	1	1	CAP-FXD 680pF 100 V	04222	SA101A681JAAH
C94	0180-4800	6	1	1	CAP-FXD 120pF 100 V	04222	SA102A121JAAH
C95	0180-4800	6	1	1	CAP-FXD 120pF 100 V	04222	SA102A121JAAH
C96	0180-4810	8	1	1	CAP-FXD 330pF 100 V	04222	SA101A331JAAH
C97	0180-4810	8	1	1	CAP-FXD 330pF 100 V	04222	SA101A331JAAH
CR1	1901-0050	3	1	1	DIODE-SWITCHING 80V 200MA 2NS DO-35	9N171	1N4150
CR2	1901-0050	3	1	1	DIODE-SWITCHING 80V 200MA 2NS DO-35	9N171	1N4150
CR3	1901-0050	3	1	1	DIODE-SWITCHING 80V 200MA 2NS DO-35	9N171	1N4150
CR4	1901-0050	3	1	1	DIODE-SWITCHING 80V 200MA 2NS DO-35	9N171	1N4150
CR5	1901-0050	3	1	1	DIODE-SWITCHING 80V 200MA 2NS DO-35	9N171	1N4150
CR6	1901-0050	3	1	1	DIODE-SWITCHING 80V 200MA 2NS DO-35	9N171	1N4150
DS1	1990-0486	6	1	1	LED-LAMP LUM-INT -2MCD IF =25MA-MAX BVR =5V	28480	HLMP-1301
DS2	1990-0487	7	1	1	LED-LAMP LUM-INT -2MCD BVR =5V	28480	HLMP-1401
J1	1250-0257	1	1	1	CONNECTOR-RF SMB M PC 50-OHM	98291	51-051-0169-226
L1	9140-0142	8	1	1	INDUCTOR RF-CH-MLD 2.2UH ± 10% .105D-INX	99800	1025-28
L2	9100-2260	1	1	1	INDUCTOR RF-CH-MLD 1.8UH ± 10% .105D-INX	04072	9230-26
L3	9140-0454	5	1	1	INDUCTOR RF-CH-MLD 18UH ± 5% .166D-INX.3	24226	15M-182J
L4	9100-3313	7	1	1	INDUCTOR RF-CH-MLD 22UH ± 5% .166D-INX.3	24226	15M222J
L5	9140-0453	4	1	1	INDUCTOR RF-CH-MLD 6.8UH ± 5% .166D-INX.	24226	15M-681J
L6	9140-0453	4	1	1	INDUCTOR RF-CH-MLD 6.8UH ± 5% .166D-INX.	24226	15M-681J
L9	9100-2258	7	1	1	INDUCTOR RF-CH-MLD 1.2UH ± 10% .105D-INX	99800	1025-22
L10	9100-2258	7	1	1	INDUCTOR RF-CH-MLD 1.2UH ± 10% .105D-INX	99800	1025-22
L13	9100-1636	3	1	1	INDUCTOR RF-CH-MLD 110UH ± 5% .166D-INX.	99800	1537-78
L14	9140-0138	2	1	1	INDUCTOR RF-CH-MLD 180UH ± 5% .166D-INX.	99800	1537-88
L15	9140-0131	5	1	1	INDUCTOR RF-CH-MLD 10MH ± 5% .25D-INX.75	99800	2500-76
L16	9100-1788	6	1	1	CORE-FERRITE CHOKE-WIDEBAND IMP:> 680	02114	VK200 20/4B
L17	9100-1788	6	1	1	CORE-FERRITE CHOKE-WIDEBAND IMP:> 680	02114	VK200 20/4B
L18	9100-1788	6	1	1	CORE-FERRITE CHOKE-WIDEBAND IMP:> 680	02114	VK200 20/4B
L19	9100-1788	6	1	1	CORE-FERRITE CHOKE-WIDEBAND IMP:> 680	02114	VK200 20/4B
L20	9140-0142	8	1	1	INDUCTOR RF-CH-MLD 2.2UH ± 10% .105D-INX	99800	1025-28
L21	9100-1788	6	1	1	CORE-FERRITE CHOKE-WIDEBAND IMP:> 680	02114	VK200 20/4B
L22	9100-1788	6	1	1	CORE-FERRITE CHOKE-WIDEBAND IMP:> 680	02114	VK200 20/4B
MP1	08753-20082	2	1	1	PC BOARD	28480	08753-20082
MP2	4040-0749	4	2	2	EXTR-PC BD BRN POLYC .062-IN-BD-THKNS 1-		
MP3	1480-0073	6	2	2	PIN-ROLL .062-IN-DIA .25-IN-LG BE-CU	72962	99-012-062-0250
MP4	1205-0533	1	1	1	HEAT SINK SGL DIP	30161	5802B
MP5	0520-0128	7	2	2	SCREW-MACH 2-56 .25-IN-LG PAN-HD-POZI	77250	
MP6	0610-0001	6	2	2	NUT-HEX-DBL-CHAM 2-56-THD .062-IN-THK	73734	
MP7	2190-0014	1	2	2	WASHER-LK INTL T NO. 2 .089-IN-ID	78189	1902-00-00-2580
MP8	1205-0519	3	1	1	TRANSISTOR MOUNT 1.547 IN LG PLASTIC BODY	13103	8180E1
MP9	2190-0006	1	2	2	WASHER-LK HLCL NO. 6 .141-IN-ID	80120	
MP10	2420-0002	6	2	2	NUT-HEX-DBL-CHAM 6-32-THD .109-IN-THK	80120	
P1	1251-8912	3	1	1	CONN-POST TYPE .100-PIN-SPCG 60-CONT	00779	534204-5
P2	1251-8912	3	1	1	CONN-POST TYPE .100-PIN-SPCG 60-CONT	00779	534204-5
Q1	1854-0345	8	1	1	TRANSISTOR NPN 2N5179 SI TO-72 PD = 200MW	04713	2N5179
Q2	1854-0345	8	1	1	TRANSISTOR NPN 2N5179 SI TO-72 PD = 200MW	04713	2N5179
Q3	1854-0345	8	1	1	TRANSISTOR NPN 2N5179 SI TO-72 PD = 200MW	04713	2N5179
Q4	1853-0405	9	1	1	TRANSISTOR PNP SI PD = 300MW FT = 850MHZ	04713	2N4209
Q5	1853-0405	9	1	1	TRANSISTOR PNP SI PD = 300MW FT = 850MHZ	04713	2N4209

Replaceable Parts List for All Phase Lock Assembly, part number 08753-60082 (3 of 5)

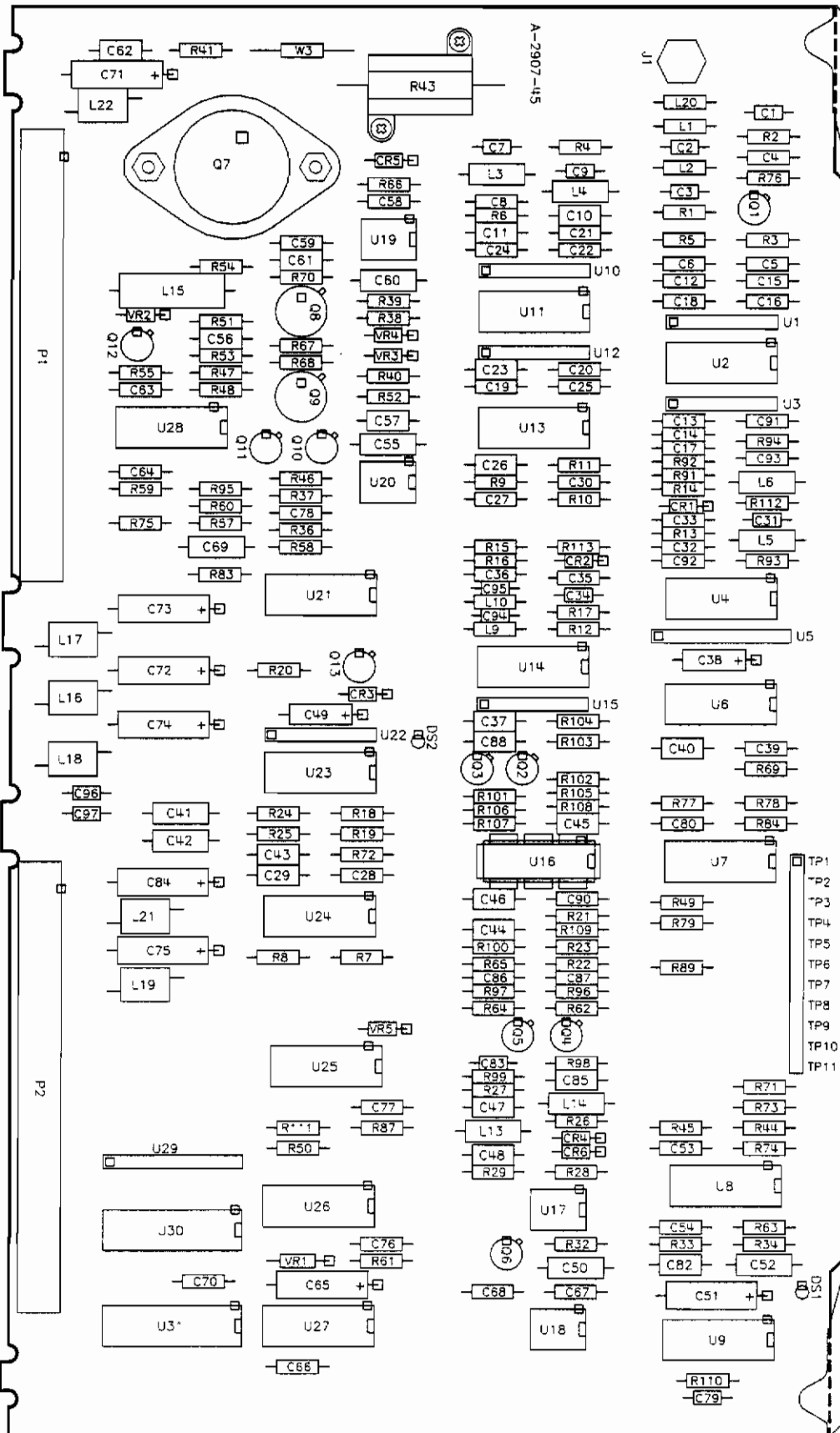
Reference Designation	HP Part Number	C D	Qty	Description	Mfr Code	Mfr Part Number
Q6	1855-0278	8	1	TRANSISTOR J-FET 2N5116 P-CHAN D-MODE TO	27014	2N5116
Q7	1854-0743	0	1	TRANSISTOR NPN 2N5878 SI TO-3 PD=150W	04713	2N5878
Q8	1854-0637	1	1	TRANSISTOR NPN 2N2219A SI TO-5 PD=800MW	04713	2N2219A
Q9	1853-0038	4	1	TRANSISTOR PNP SI TO-39 PD=1W FT=100MHZ	04713	
Q10	1855-0278	8	1	TRANSISTOR J-FET 2N5116 P-CHAN D-MODE TO	27014	2N5116
Q11	1855-0278	8	1	TRANSISTOR J-FET 2N5116 P-CHAN D-MODE TO	27014	2N5116
Q12	1854-0477	7	1	TRANSISTOR NPN 2N2222A SI TO-18 PD=500MW	04713	2N2222A
Q13	1854-0477	7	1	TRANSISTOR NPN 2N2222A SI TO-18 PD=500MW	04713	2N2222A
R1	0698-3440	7	1	RESISTOR 196 ±1% .125W TF TC=0±100	19701	SFR25H
R2	0757-0280	3	1	RESISTOR 1K ±1% .125W TF TC=0±100	19701	SFR25H
R3	0757-1094	9	1	RESISTOR 1.47K ±1% .125W TF TC=0±100	19701	SFR25H
R4	0698-3440	7	1	RESISTOR 196 ±1% .125W TF TC=0±100	19701	SFR25H
R5	0757-0394	0	1	RESISTOR 51.1 ±1% .125W TF TC=0±100	19701	SFR25H
R6	0757-0416	7	1	RESISTOR 511 ±1% .125W TF TC=0±100	19701	SFR25H
R7	0757-0279	0	1	RESISTOR 3.16K ±1% .125W TF TC=0±100	19701	SFR25H
R8	0698-3154	0	1	RESISTOR 4.22K ±1% .125W TF TC=0±100	19701	SFR25H
R9	0757-0280	3	1	RESISTOR 1K ±1% .125W TF TC=0±100	19701	SFR25H
R10	0698-3440	7	1	RESISTOR 196 ±1% .125W TF TC=0±100	19701	SFR25H
R11	0698-3440	7	1	RESISTOR 196 ±1% .125W TF TC=0±100	19701	SFR25H
R12	0757-0400	9	1	RESISTOR 90.9 ±1% .125W TF TC=0±100	19701	SFR25H
R13	0757-0280	3	1	RESISTOR 1K ±1% .125W TF TC=0±100	19701	SFR25H
R14	0757-0458	7	1	RESISTOR 51.1K ±1% .125W TF TC=0±100	19701	SFR25H
R15	0757-0458	7	1	RESISTOR 51.1K ±1% .125W TF TC=0±100	19701	SFR25H
R16	0757-0280	3	1	RESISTOR 1K ±1% .125W TF TC=0±100	19701	SFR25H
R17	0757-0400	9	1	RESISTOR 90.9 ±1% .125W TF TC=0±100	19701	SFR25H
R18	0757-0279	0	1	RESISTOR 3.16K ±1% .125W TF TC=0±100	19701	SFR25H
R19	0698-3154	0	1	RESISTOR 4.22K ±1% .125W TF TC=0±100	19701	SFR25H
R20	0698-0084	9	1	RESISTOR 2.15K ±1% .125W TF TC=0±100	19701	SFR25H
R21	0698-3443	0	1	RESISTOR 287 ±1% .125W TF TC=0±100	19701	SFR25H
R22	0757-0280	3	1	RESISTOR 1K ±1% .125W TF TC=0±100	19701	SFR25H
R23	0698-3443	0	1	RESISTOR 287 ±1% .125W TF TC=0±100	19701	SFR25H
R24	0757-0401	0	1	RESISTOR 100 ±1% .125W TF TC=0±100	19701	SFR25H
R25	0757-0401	0	1	RESISTOR 100 ±1% .125W TF TC=0±100	19701	SFR25H
R26	0757-0442	9	1	RESISTOR 10K ±1% .125W TF TC=0±100	19701	SFR25H
R27	0757-0418	9	1	RESISTOR 619 ±1% .125W TF TC=0±100	19701	SFR25H
R28	0757-0279	0	1	RESISTOR 3.16K ±1% .125W TF TC=0±100	19701	SFR25H
R29	0757-0280	3	1	RESISTOR 1K ±1% .125W TF TC=0±100	19701	SFR25H
R32	0698-3439	4	1	RESISTOR 178 ±1% .125W TF TC=0±100	19701	SFR25H
R33	0757-0280	3	1	RESISTOR 1K ±1% .125W TF TC=0±100	19701	SFR25H
R34	0757-0439	4	1	RESISTOR 6.81K ±1% .125W TF TC=0±100	19701	SFR25H
R36	0757-0280	3	1	RESISTOR 1K ±1% .125W TF TC=0±100	19701	SFR25H
R37	0757-0280	3	1	RESISTOR 1K ±1% .125W TF TC=0±100	19701	SFR25H
R38	0698-3451	0	1	RESISTOR 133K ±1% .125W TF TC=0±100	19701	SFR25H
R39	0698-3450	9	1	RESISTOR 42.2K ±1% .125W TF TC=0±100	19701	SFR25H
R40	0698-3159	5	1	RESISTOR 26.1K ±1% .125W TF TC=0±100	19701	SFR25H
R41	0757-0280	3	1	RESISTOR 1K ±1% .125W TF TC=0±100	19701	SFR25H
R43	0811-3409	0	1	RESISTOR 40 ±1% 12W PWI TC=0±2	01686	AL-10
R44	0757-0442	9	1	RESISTOR 10K ±1% .125W TF TC=0±100	19701	SFR25H
R45	0757-0442	9	1	RESISTOR 10K ±1% .125W TF TC=0±100	19701	SFR25H
R46	0757-0403	2	1	RESISTOR 121 ±1% .125W TF TC=0±100	19701	SFR25H
R47	0757-0280	3	1	RESISTOR 1K ±1% .125W TF TC=0±100	19701	SFR25H
R48	0757-0280	3	1	RESISTOR 1K ±1% .125W TF TC=0±100	19701	SFR25H
R49	0757-0416	7	1	RESISTOR 511 ±1% .125W TF TC=0±100	19701	SFR25H
R50	0757-0280	3	1	RESISTOR 1K ±1% .125W TF TC=0±100	19701	SFR25H
R51	0757-0180	2	1	RESISTOR 31.6 ±1% .125W TF TC=0±100	19701	SFR25H
R52	0757-0180	2	1	RESISTOR 31.6 ±1% .125W TF TC=0±100	19701	SFR25H
R53	0757-0401	0	1	RESISTOR 100 ±1% .125W TF TC=0±100	19701	SFR25H
R54	0757-0416	7	1	RESISTOR 511 ±1% .125W TF TC=0±100	19701	SFR25H
R55	0757-0199	3	1	RESISTOR 21.5K ±1% .125W TF TC=0±100	19701	SFR25H
R57	0698-6343	5	1	RESISTOR 9K ±0.1% .125W TF TC=0±25	19701	5033R
R58	0698-6631	4	1	RESISTOR 2.5K ±0.1% .125W TF TC=0±25	19701	5033R
R59	0698-6320	8	1	RESISTOR 5K ±0.1% .125W TF TC=0±25	91637	CMF-55-1, T-9
R60	0698-6631	4	1	RESISTOR 2.5K ±0.1% .125W TF TC=0±25	19701	5033R
R61	0757-0274	5	1	RESISTOR 1.21K ±1% .125W TF TC=0±100	19701	SFR25H
R62	0698-3440	7	1	RESISTOR 196 ±1% .125W TF TC=0±100	19701	SFR25H
R63	0698-0084	9	1	RESISTOR 2.15K ±1% .125W TF TC=0±100	19701	SFR25H
R64	0698-3440	7	1	RESISTOR 196 ±1% .125W TF TC=0±100	19701	SFR25H
R65	0757-0280	3	1	RESISTOR 1K ±1% .125W TF TC=0±100	19701	SFR25H
R66	0757-0394	0	1	RESISTOR 51.1 ±1% .125W TF TC=0±100	19701	SFR25H

Replaceable Parts List for All Phase Lock Assembly, part number 08753-60082 (4 of 5)

Reference Designation	HP Part Number	C D	Qty	Description	Mfr Code	Mfr Part Number
R67	0698-3440	7	1	RESISTOR 196 ±1% .125W TF TC=0±100	19701	SFR25H
R68	0698-3440	7	1	RESISTOR 196 ±1% .125W TF TC=0±100	19701	SFR25H
R69	0698-3440	7	1	RESISTOR 196 ±1% .125W TF TC=0±100	19701	SFR25H
R70	0698-0084	9	1	RESISTOR 2.15K ±1% .125W TF TC=0±100	19701	SFR25H
R71	0698-0084	9	1	RESISTOR 2.15K ±1% .125W TF TC=0±100	19701	SFR25H
R72	0698-3440	7	1	RESISTOR 196 ±1% .125W TF TC=0±100	19701	SFR25H
R73	0698-0084	9	1	RESISTOR 2.15K ±1% .125W TF TC=0±100	19701	SFR25H
R74	0698-0084	9	1	RESISTOR 2.15K ±1% .125W TF TC=0±100	19701	SFR25H
R75	0698-0084	9	1	RESISTOR 2.15K ±1% .125W TF TC=0±100	19701	SFR25H
R76	0757-0394	0	1	RESISTOR 51.1 ±1% .125W TF TC=0±100	19701	SFR25H
R77	0698-3443	0	1	RESISTOR 287 ±1% .125W TF TC=0±100	19701	SFR25H
R78	0757-0463	4	1	RESISTOR 82.5K ±1% .125W TF TC=0±100	19701	SFR25H
R79	0698-3154	0	1	RESISTOR 4.22K ±1% .125W TF TC=0±100	19701	SFR25H
R84	0757-0290	5	1	RESISTOR 6.19K ±1% .125W TF TC=0±100	19701	SFR25H
R87	0757-0290	5	1	RESISTOR 6.19K ±1% .125W TF TC=0±100	19701	SFR25H
R88	0757-0401	0	1	RESISTOR 100 ±1% .125W TF TC=0±100	19701	SFR25H
R89	0757-0279	0	1	RESISTOR 3.16K ±1% .125W TF TC=0±100	19701	SFR25H
R91	0757-0280	3	1	RESISTOR 1K ±1% .125W TF TC=0±100	19701	SFR25H
R92	0757-0458	7	1	RESISTOR 51.1K ±1% .125W TF TC=0±100	19701	SFR25H
R93	0757-0401	0	1	RESISTOR 100 ±1% .125W TF TC=0±100	19701	SFR25H
R94	0757-0401	0	1	RESISTOR 100 ±1% .125W TF TC=0±100	19701	SFR25H
R95	0698-0084	9	1	RESISTOR 2.15K ±1% .125W TF TC=0±100	19701	SFR25H
R96	0757-0200	7	1	RESISTOR 5.82K ±1% .125W TF TC=0±100	19701	SFR25H
R97	0757-0200	7	1	RESISTOR 5.82K ±1% .125W TF TC=0±100	19701	SFR25H
R98	0757-0317	7	1	RESISTOR 1.33K ±1% .125W TF TC=0±100	19701	SFR25H
R99	0757-0279	0	1	RESISTOR 3.16K ±1% .125W TF TC=0±100	19701	SFR25H
R100	0757-0401	0	1	RESISTOR 100 ±1% .125W TF TC=0±100	19701	SFR25H
R101	0698-3440	7	1	RESISTOR 196 ±1% .125W TF TC=0±100	19701	SFR25H
R102	0698-3440	7	1	RESISTOR 196 ±1% .125W TF TC=0±100	19701	SFR25H
R103	0757-0428	1	1	RESISTOR 1.62K ±1% .125W TF TC=0±100	19701	SFR25H
R104	0757-0279	0	1	RESISTOR 3.16K ±1% .125W TF TC=0±100	19701	SFR25H
R105	0698-3443	0	1	RESISTOR 287 ±1% .125W TF TC=0±100	19701	SFR25H
R106	0698-3443	0	1	RESISTOR 287 ±1% .125W TF TC=0±100	19701	SFR25H
R107	0757-0346	2	1	RESISTOR 10 ±1% .125W TF TC=0±100	91637	CMF-55-1, T-1
R108	0757-0399	5	1	RESISTOR 82.5 ±1% .125W TF TC=0±100	19701	SFR25H
R109	0757-0399	5	1	RESISTOR 82.5 ±1% .125W TF TC=0±100	19701	SFR25H
R110	0757-0279	0	1	RESISTOR 3.16K ±1% .125W TF TC=0±100	19701	SFR25H
R111	0757-0280	3	1	RESISTOR 1K ±1% .125W TF TC=0±100	19701	SFR25H
R112	0757-0440	7	1	RESISTOR 7.5K ±1% .125W TF TC=0±100	19701	SFR25H
R113	0757-0440	7	1	RESISTOR 7.5K ±1% .125W TF TC=0±100	19701	SFR25H
TP1	1251-6370	3		CONN-POST TYPE .150-PIN-SPCG 11-CONT	00779	1-87221-0
TP2	1251-6370	3		CONN-POST TYPE .150-PIN-SPCG 11-CONT	00779	1-87221-0
TP3	1251-6370	3		CONN-POST TYPE .150-PIN-SPCG 11-CONT	00779	1-87221-0
TP4	1251-6370	3		CONN-POST TYPE .150-PIN-SPCG 11-CONT	00779	1-87221-0
TP5	1251-6370	3		CONN-POST TYPE .150-PIN-SPCG 11-CONT	00779	1-87221-0
TP6	1251-6370	3		CONN-POST TYPE .150-PIN-SPCG 11-CONT	00779	1-87221-0
TP7	1251-6370	3		CONN-POST TYPE .150-PIN-SPCG 11-CONT	00779	1-87221-0
TP8	1251-6370	3		CONN-POST TYPE .150-PIN-SPCG 11-CONT	00779	1-87221-0
TP9	1251-6370	3		CONN-POST TYPE .150-PIN-SPCG 11-CONT	00779	1-87221-0
TP10	1251-6370	3		CONN-POST TYPE .150-PIN-SPCG 11-CONT	00779	1-87221-0
TP11	1251-6370	3		CONN-POST TYPE .150-PIN-SPCG 11-CONT	00779	1-87221-0
U1	1810-0204	6	1	NETWORK-RES 8-SIP 1.0K OHM X 7	11236	750-81
U2	1820-1308	4	1	IC RCVR ECL LINE RCVR TPL 2-INP	04713	MC10116L
U3	1810-0204	6	1	NETWORK-RES 8-SIP 1.0K OHM X 7	11236	750-81
U4	1820-1308	4	1	IC RCVR ECL LINE RCVR TPL 2-INP	04713	MC10116L
U5	1810-0275	1	1	NETWORK-RES 10-SIP 1.0K OHM X 9	91637	MSP10A01
U6	1820-3666	1	1	IC RCVR ECL LINE RCVR QUAD	04713	MC10115P
U7	1820-3666	1	1	IC RCVR ECL LINE RCVR QUAD	04713	MC10115P
U8	1826-0753	3	1	IC OP AMP LOW-BIAS-H-IMPD QUAD 14-DIP-C	04713	MC34004BL
U9	1826-0639	4	1	D/A 8-BIT 16-PLASTIC CMOS	24355	AD7524JN
U10	1810-0204	6	1	NETWORK-RES 8-SIP 1.0K OHM X 7	11236	750-81
U11	1820-1308	4	1	IC RCVR ECL LINE RCVR TPL 2-INP	04713	MC10116L
U12	1810-0204	6	1	NETWORK-RES 8-SIP 1.0K OHM X 7	11236	750-81
U13	1820-3666	1	1	IC RCVR ECL LINE RCVR QUAD	04713	MC10115P
U14	1820-1308	4	1	IC RCVR ECL LINE RCVR TPL 2-INP	04713	MC10116L
U15	1810-0203	5	1	NETWORK-RES 8-SIP 470.0 OHM X 7	11236	750-81
U16	1820-1344	8	1	IC PL LOOP 14-DIP-C PKG	04713	MC12040L
U17	1820-1973	9	1	ANALOG SWITCH 2 SPST 8 -DIP-P	01295	TL6041P
U18	1826-1048	1	1	IC OP AMP PRCN 8-DIP-C PKG	06665	OP-07CZ
U19	1826-1349	5	1	IC OP AMP GP 8-DIP-C PKG	06665	OP-02CZ

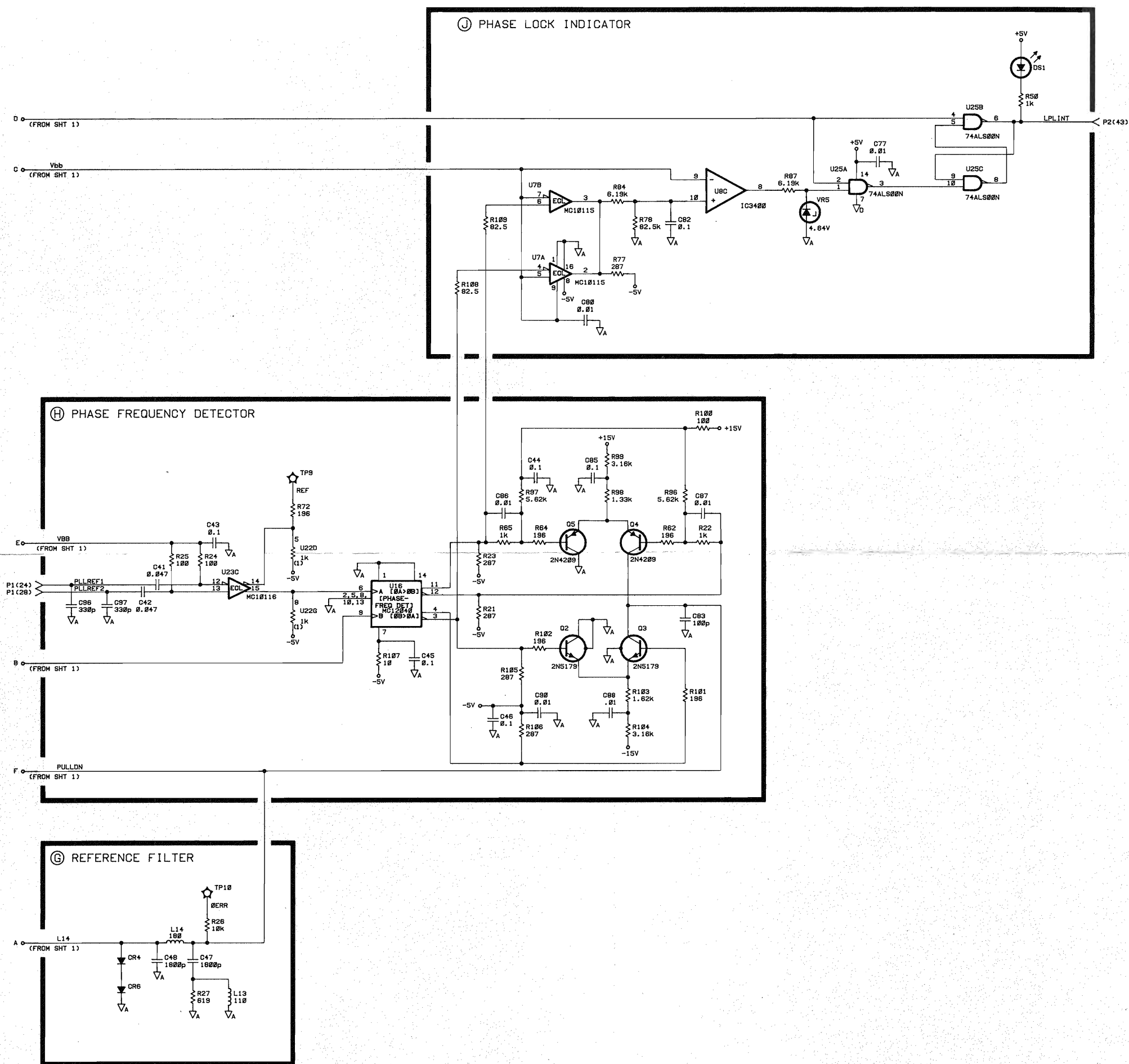
Replaceable Parts List for All Phase Lock Assembly, part number 08753-60082 (5 of 5)

Reference Designation	HP Part Number	C D	Qty	Description	Mfr Code	Mfr Part Number
U20	1820-1973	9	1	ANALOG SWITCH 2 SPST 8-DIP-P	01295	TL604IP
U21	1826-0605	4	1	ANALOG MULTIPLEXER 8 CHNL 16-CERDIP	17856	DG508ABK
U22	1810-0204	6	1	NETWORK-RES 8-SIP 1.0K OHM X 7	11236	750-81
U23	1820-1308	4	1	IC RCVR ECL LINE RCVR TPL 2-INP	04713	MC10116L
U24	1820-3666	1	1	IC RCVR ECL LINE RCVR QUAD	04713	MC10115P
U25	1820-2656	7	1	IC GATE TTL ALS NAND QUAD 2-INP	01295	SN74ALS00AN
U26	1820-1281	2	1	IC DCDR TTL LS 2-TO-4-LINE DUAL	01295	SN74LS139AN
U27	1826-0752	2	1	D/A 12-BIT 16-CBRZ/SDR CMOS	24355	AD7542BD
U28	1826-0753	3	1	IC OP AMP LOW-BIAS-H-IMPD QUAD 14-DIP-C	04713	MC34004BL
U29	1810-0275	1	1	NETWORK-RES 10-SIP 1.0K OHM X 9	91637	MSP10A01
U30	1820-1858	9	1	IC FF TTL LS D-TYPE OCTL	01295	SN74LS377N
U31	1820-1858	9	1	IC FF TTL LS D-TYPE OCTL	01295	SN74LS377N
VR1	1902-0625	0	1	DIODE-ZNR 1N829 6.2V 5% DO-35 PD=.25W TC	04713	1N829
VR2	1902-3070	5	1	DIODE-ZNR 4.22V 5% DO-35 PD=.4W	04713	
VR3	1902-3070	5	1	DIODE-ZNR 4.22V 5% DO-35 PD=.4W	04713	
VR4	1902-3070	5	1	DIODE-ZNR 4.22V 5% DO-35 PD=.4W	04713	
VR5	1902-3082	9	1	DIODE-ZNR 4.64V 5% DO-35 PD=.4W	04713	
W1	8151-0013	4	1	WIRE 22AWG 1X22	92194	298
W2	8151-0013	4	1	WIRE 22AWG 1X22	92194	298
W3	8159-0005	0	1	RESISTOR-ZERO OHMS 22 AWG LEAD DIA	55210	L-2007-1



08753-60082

Component Location Diagram



A12 Reference Assembly

Part Number 08753-60012

This section contains the replaceable parts list, component location diagram, and circuit schematic for the A12 reference assembly, HP part number 08753-60012.

Information in this document is subject to change without notice. The configuration of some assemblies may differ from that indicated in this document.

Replaceable Parts List for A12 Reference Assembly, part number 08753-60012 (1 of 6)

Reference Designation	HP Part Number	C D	Qty	Description	Mfr Code	Mfr Part Number
C1	08753-60012	2	1	BD AY-REFERENCE	28480	08753-60012
C2	0160-4812	0	1	CAP-FXD 220pF 100 V	04222	SA101A221JAAH
C3	0160-4805	1	1	CAP-FXD 47pF 100 V	04222	SA102A470JAAH
C4	0160-3879	7	1	CAP-FXD 0.01uF 100 V	04222	SR201C103MAAH
	0160-1731	8	1	CAP-FXD 4.7uF 50 V TA	56289	150D475X9050B2-DYS
C5	0160-4809	5	1	CAP-FXD 390pF 100 V	04222	SA101A391JAAH
C6	0160-4812	0	1	CAP-FXD 220pF 100 V	04222	SA101A221JAAH
C7	0160-4812	0	1	CAP-FXD 220pF 100 V	04222	SA101A221JAAH
C8	0160-1731	8	1	CAP-FXD 4.7uF 50 V TA	56289	150D475X9050B2-DYS
C9	0160-5755	2	1	CAP-FXD 0.1uF 100 V	04222	SA401C104KAAH
C10	0160-5755	2	1	CAP-FXD 0.1uF 100 V	04222	SA401C104KAAH
C11	0160-1731	8	1	CAP-FXD 4.7uF 50 V TA	56289	150D475X9050B2-DYS
C12	0160-3879	7	1	CAP-FXD 0.01uF 100 V	04222	SR201C103MAAH
C13	0160-4807	3	1	CAP-FXD 33pF 100 V	04222	SA102A330JAAH
C14	0160-4810	8	1	CAP-FXD 330pF 100 V	04222	SA101A331JAAH
C15	0160-3879	7	1	CAP-FXD 0.01uF 100 V	04222	SR201C103MAAH
C16	0160-4831	3	1	CAP-FXD 4700pF 100 V	04222	SA101C472KAAH
C17	0160-0630	4	1	CAP-FXD 4.7uF 50 V TA	56289	199D1123
C18	0160-0228	6	1	CAP-FXD 22uF 15 V TA	56289	150D226X9015B2-DYS
C19	0160-0228	6	1	CAP-FXD 22uF 15 V TA	56289	150D226X9015B2-DYS
C20	0160-3879	7	1	CAP-FXD 0.01uF 100 V	04222	SR201C103MAAH
C21	0160-4803	9	1	CAP-FXD 88pF 100 V	04222	SA102A680JAAH
C22	0160-4803	9	1	CAP-FXD 88pF 100 V	04222	SA102A680JAAH
C23	0160-3879	7	1	CAP-FXD 0.01uF 100 V	04222	SR201C103MAAH
C24	0160-3879	7	1	CAP-FXD 0.01uF 100 V	04222	SR201C103MAAH
C25	0160-3879	7	1	CAP-FXD 0.01uF 100 V	04222	SR201C103MAAH
C26	0160-4084	8	1	CAP-FXD 0.1uF 50 V	56289	1C20X7R104M050B
C27	0160-3879	7	1	CAP-FXD 0.01uF 100 V	04222	SR201C103MAAH
C28	0160-3879	7	1	CAP-FXD 0.01uF 100 V	04222	SR201C103MAAH
C29	0160-4084	8	1	CAP-FXD 0.1uF 50 V	56289	1C20X7R104M050B
C30	0160-4386	3	1	CAP-FXD 33pF 200 V		RPE121-105C0G330J200V
C31	0160-4801	7	1	CAP-FXD 100pF 100 V	04222	SA102A101JAAH
C32	0160-4801	7	1	CAP-FXD 100pF 100 V	04222	SA102A101JAAH
C33	0160-4803	9	1	CAP-FXD 88pF 100 V	04222	SA102A680JAAH
C34	0160-4803	9	1	CAP-FXD 88pF 100 V	04222	SA102A680JAAH
C35	0160-3879	7	1	CAP-FXD 0.01uF 100 V	04222	SR201C103MAAH
C36	0160-0228	6	1	CAP-FXD 22uF 15 V TA	56289	150D226X9015B2-DYS
C37	0160-0228	6	1	CAP-FXD 22uF 15 V TA	56289	150D226X9015B2-DYS
C38	0160-3879	7	1	CAP-FXD 0.01uF 100 V	04222	SR201C103MAAH
C39	0160-0228	6	1	CAP-FXD 22uF 15 V TA	56289	150D226X9015B2-DYS
C40	0160-0228	6	1	CAP-FXD 22uF 15 V TA	56289	150D226X9015B2-DYS
C41	0160-3879	7	1	CAP-FXD 0.01uF 100 V	04222	SR201C103MAAH
C42	0160-3879	7	1	CAP-FXD 0.01uF 100 V	04222	SR201C103MAAH
C43	0160-3879	7	1	CAP-FXD 0.01uF 100 V	04222	SR201C103MAAH
C44	0160-4835	7	1	CAP-FXD 0.1uF 50 V	04222	SA115C104KAAH
C45	0160-4835	7	1	CAP-FXD 0.1uF 50 V	04222	SA115C104KAAH
C46	0160-0228	6	1	CAP-FXD 22uF 15 V TA	56289	150D226X9015B2-DYS
C47	0160-0228	6	1	CAP-FXD 22uF 15 V TA	56289	150D226X9015B2-DYS
C48	0160-3879	7	1	CAP-FXD 0.01uF 100 V	04222	SR201C103MAAH
C49	0160-4830	2	1	CAP-FXD 2200pF 100 V	04222	SA101C222KAAH
C50	0160-4835	7	1	CAP-FXD 0.1uF 50 V	04222	SA115C104KAAH
C51	0160-4835	7	1	CAP-FXD 0.1uF 50 V	04222	SA115C104KAAH
C52	0160-4835	7	1	CAP-FXD 0.1uF 50 V	04222	SA115C104KAAH
C53	0160-3879	7	1	CAP-FXD 0.01uF 100 V	04222	SR201C103MAAH
C54	0160-4832	4	1	CAPACITOR-FXD .01uF ± 10% 100VDC CER	04222	SA101C103KAAH
C55	0160-3879	7	1	CAP-FXD 0.01uF 100 V	04222	SR201C103MAAH
C56	0160-3879	7	1	CAP-FXD 0.01uF 100 V	04222	SR201C103MAAH
C57	0160-0228	6	1	CAP-FXD 22uF 15 V TA	56289	150D226X9015B2-DYS
C58	0160-3879	7	1	CAP-FXD 0.01uF 100 V	04222	SR201C103MAAH
C59	0160-4835	7	1	CAP-FXD 0.1uF 50 V	04222	SA115C104KAAH
C60	0160-3879	7	1	CAP-FXD 0.01uF 100 V	04222	SR201C103MAAH
C61	0160-4804	0	1	CAP-FXD 56pF 100 V	04222	SA102A560JAAH
C62	0160-3879	7	1	CAP-FXD 0.01uF 100 V	04222	SR201C103MAAH
C65	0160-5755	2	1	CAP-FXD 0.1uF 100 V	04222	SA401C104KAAH
C66	0160-5755	2	1	CAP-FXD 0.1uF 100 V	04222	SA401C104KAAH
C67	0160-5755	2	1	CAP-FXD 0.1uF 100 V	04222	SA401C104KAAH
C68	0160-5755	2	1	CAP-FXD 0.1uF 100 V	04222	SA401C104KAAH
C69	0160-1731	8	1	CAP-FXD 4.7uF 50 V TA	56289	150D475X9050B2-DYS
C70	0160-1731	8	1	CAP-FXD 4.7uF 50 V TA	56289	150D475X9050B2-DYS
C71	0160-4835	7	1	CAP-FXD 0.1uF 50 V	04222	SA115C104KAAH

Replaceable Parts List for A12 Reference Assembly, part number 08753-60012 (2 of 6)

Reference Designation	HP Part Number	C	D	Qty	Description	Mfr Code	Mfr Part Number
C72	0160-4835	7	1	1	CAP-FXD 0.1uF 50 V	04222	SA115C104KAAH
C73	0160-4835	7	1	1	CAP-FXD 0.1uF 50 V	04222	SA115C104KAAH
C74	0180-0228	6	1	1	CAP-FXD 22uF 15 V TA	56289	150D226X9015B2-DYS
C75	0180-0228	6	1	1	CAP-FXD 22uF 15 V TA	56289	150D226X9015B2-DYS
C76	0180-0630	4	1	1	CAP-FXD 4.7uF 50 V TA	56289	199D1123
C77	0180-0630	4	1	1	CAP-FXD 4.7uF 50 V TA	56289	199D1123
C78	0160-3879	7	1	1	CAP-FXD 0.01uF 100 V	04222	SR201C103MAAH
C79	0160-3879	7	1	1	CAP-FXD 0.01uF 100 V	04222	SR201C103MAAH
C80	0160-4835	7	1	1	CAP-FXD 0.1uF 50 V	04222	SA115C104KAAH
C81	0180-0228	6	1	1	CAP-FXD 22uF 15 V TA	56289	150D226X9015B2-DYS
C82	0160-3879	7	1	1	CAP-FXD 0.01uF 100 V	04222	SR201C103MAAH
C83	0160-4387	4	1	1	CAP-FXD 47pF 200 V		FD12C0G2D470J
C84	0160-3879	7	1	1	CAP-FXD 0.01uF 100 V	04222	SR201C103MAAH
C85	0121-0445	5	1	1	CAP-VAR 4.5pF 2pF 160 V	52763	300-427-502
C86	0160-4804	0	1	1	CAP-FXD 56pF 100 V	04222	SA102A560JAAH
C87	0160-0572	1	1	1	CAP-FXD 2200pF 100 V	04222	SR201C222MAAH
C88	0160-4814	2	1	1	CAP-FXD 150pF 100 V	04222	SA101A151JAAH
C89	0160-3879	7	1	1	CAP-FXD 0.01uF 100 V	04222	SR201C103MAAH
C90	0160-3879	7	1	1	CAP-FXD 0.01uF 100 V	04222	SR201C103MAAH
C91	0180-0228	6	1	1	CAP-FXD 22uF 15 V TA	56289	150D226X9015B2-DYS
C92	0160-3879	7	1	1	CAP-FXD 0.01uF 100 V	04222	SR201C103MAAH
C93	0180-0228	6	1	1	CAP-FXD 22uF 15 V TA	56289	150D226X9015B2-DYS
C94	0160-4803	9	1	1	CAP-FXD 68pF 100 V	04222	SA102A680JAAH
C95	0160-4807	3	1	1	CAP-FXD 33pF 100 V	04222	SA102A330JAAH
C96	0160-3879	7	1	1	CAP-FXD 0.01uF 100 V	04222	SR201C103MAAH
C97	0160-3879	7	1	1	CAP-FXD 0.01uF 100 V	04222	SR201C103MAAH
C98	0160-3879	7	1	1	CAP-FXD 0.01uF 100 V	04222	SR201C103MAAH
C99	0160-4084	8	1	1	CAP-FXD 0.1uF 50 V	56289	1C20X7R104M050B
C100	0160-3879	7	1	1	CAP-FXD 0.01uF 100 V	04222	SR201C103MAAH
C101	0160-3879	7	1	1	CAP-FXD 0.01uF 100 V	04222	SR201C103MAAH
C102	0160-4084	8	1	1	CAP-FXD 0.1uF 50 V	56289	1C20X7R104M050B
C103	0160-3879	7	1	1	CAP-FXD 0.01uF 100 V	04222	SR201C103MAAH
C104	0180-0228	6	1	1	CAP-FXD 22uF 15 V TA	56289	150D226X9015B2-DYS
C105	0180-0228	6	1	1	CAP-FXD 22uF 15 V TA	56289	150D226X9015B2-DYS
C106	0160-3879	7	1	1	CAP-FXD 0.01uF 100 V	04222	SR201C103MAAH
C107	0160-4386	3	1	1	CAP-FXD 33pF 200 V		RPE121-105C0G330J200V
C108	0160-4801	7	1	1	CAP-FXD 100pF 100 V	04222	SA102A101JAAH
C109	0160-4801	7	1	1	CAP-FXD 100pF 100 V	04222	SA102A101JAAH
C110	0160-4803	9	1	1	CAP-FXD 68pF 100 V	04222	SA102A680JAAH
C111	0160-4803	9	1	1	CAP-FXD 68pF 100 V	04222	SA102A680JAAH
C112	0160-4535	4	1	1	CAP-FXD 1uF 50 V		RPE113-130X7R105K50V
C113	0160-3879	7	1	1	CAP-FXD 0.01uF 100 V	04222	SR201C103MAAH
C114	0160-5755	2	1	1	CAP-FXD 0.1uF 100 V	04222	SA401C104KAAH
C115	0160-5755	2	1	1	CAP-FXD 0.1uF 100 V	04222	SA401C104KAAH
C116	0180-1731	8	1	1	CAP-FXD 4.7uF 50 V TA	56289	150D475X9050B2-DYS
C117	0180-1731	8	1	1	CAP-FXD 4.7uF 50 V TA	56289	150D475X9050B2-DYS
C118	0180-0228	6	1	1	CAP-FXD 22uF 15 V TA	56289	150D226X9015B2-DYS
C119	0180-0228	6	1	1	CAP-FXD 22uF 15 V TA	56289	150D226X9015B2-DYS
C120	0160-4835	7	1	1	CAP-FXD 0.1uF 50 V	04222	SA115C104KAAH
C121	0160-4806	4	1	1	CAP-FXD 470pF 100 V	04222	SA101A471JAAH
C122	0160-3879	7	1	1	CAP-FXD 0.01uF 100 V	04222	SR201C103MAAH
C123	0160-3879	7	1	1	CAP-FXD 0.01uF 100 V	04222	SR201C103MAAH
C124	0160-3879	7	1	1	CAP-FXD 0.01uF 100 V	04222	SR201C103MAAH
C125	0160-3879	7	1	1	CAP-FXD 0.01uF 100 V	04222	SR201C103MAAH
C126	0180-0228	6	1	1	CAP-FXD 22uF 15 V TA	56289	150D226X9015B2-DYS
C127	0180-0228	6	1	1	CAP-FXD 22uF 15 V TA	56289	150D226X9015B2-DYS
C128	0160-4835	7	1	1	CAP-FXD 0.1uF 50 V	04222	SA115C104KAAH
C129	0160-4835	7	1	1	CAP-FXD 0.1uF 50 V	04222	SA115C104KAAH
C132	0160-4835	7	1	1	CAP-FXD 0.1uF 50 V	04222	SA115C104KAAH
C133	0160-3879	7	1	1	CAP-FXD 0.01uF 100 V	04222	SR201C103MAAH
C134	0160-4831	3	1	1	CAP-FXD 4700pF 100 V	04222	SA101C472KAAH
C135	0160-4831	3	1	1	CAP-FXD 4700pF 100 V	04222	SA101C472KAAH
C136	0160-4831	3	1	1	CAP-FXD 4700pF 100 V	04222	SA101C472KAAH
C137	0160-4831	3	1	1	CAP-FXD 4700pF 100 V	04222	SA101C472KAAH
C138	0160-3879	7	1	1	CAP-FXD 0.01uF 100 V	04222	SR201C103MAAH
C139	0160-3879	7	1	1	CAP-FXD 0.01uF 100 V	04222	SR201C103MAAH
C140	0160-3879	7	1	1	CAP-FXD 0.01uF 100 V	04222	SR201C103MAAH
C141	0160-3879	7	1	1	CAP-FXD 0.01uF 100 V	04222	SR201C103MAAH
C142	0160-0575	4	1	1	CAP-FXD 0.047uF 50 V	04222	SR205C473MAAH
C143	0160-4574	1	1	1	CAP-FXD 1000pF 100 V	04222	SA101C102KAAH

Replaceable Parts List for A12 Reference Assembly, part number 08753-60012 (3 of 6)

Reference Designation	HP Part Number	C D	Qty	Description	Mfr Code	Mfr Part Number
C144	0160-3879	7	1	CAP-FXD 0.01uF 100 V	04222	SR201C103MAAH
C145	0180-2205	3	1	CAP-FXD 0.33uF 35 V TA	56289	150D334X9035A2-DYS
C146	0160-3879	7	1	CAP-FXD 0.01uF 100 V	04222	SR201C103MAAH
C147	0160-3879	7	1	CAP-FXD 0.01uF 100 V	04222	SR201C103MAAH
C148	0160-4386	3	1	CAP-FXD 33pF 200 V		RPE121-105C0G330J200V
C151	0160-0575	4	1	CAP-FXD 0.047uF 50 V	04222	SR205C473MAAH
C152	0160-4574	1	1	CAP-FXD 1000pF 100 V	04222	SA101C102KAAH
C153	0180-0228	6	1	CAP-FXD 22uF 15 V TA	56289	150D226X9015B2-OYS
C154	0160-4831	3	1	CAP-FXD 4700pF 100 V	04222	SA101C472KAAH
C155	0160-4831	3	1	CAP-FXD 4700pF 100 V	04222	SA101C472KAAH
C156	0160-4832	4	1	CAPACITOR-FXD .01UF ± 10% 100VDC CER	04222	SA101C103KAAH
C157	0160-4064	8	1	CAP-FXD 0.1uF 50 V	56289	1C20X7R104M050B
C158	0160-3879	7	1	CAP-FXD 0.01uF 100 V	04222	SR201C103MAAH
C159	0160-3879	7	1	CAP-FXD 0.01uF 100 V	04222	SR201C103MAAH
CR1	0122-0162	5	1	DIODE-VVC 29PF 10% BVR = 30V	25403	BB809
CR2	1901-0050	3	1	DIODE-SWITCHING 80V 200MA 2NS DO-35	9N171	1N4150
CR3	1901-0050	3	1	DIODE-SWITCHING 80V 200MA 2NS DO-35	9N171	1N4150
CR4	1901-0535	9	1	DIODE-SCHOTTKY SM SIG	28480	
CR5	1901-0050	3	1	DIODE-SWITCHING 80V 200MA 2NS DO-35	9N171	1N4150
CR6	1901-0050	3	1	DIODE-SWITCHING 80V 200MA 2NS DO-35	9N171	1N4150
CR7	0122-0162	5	1	DIODE-VVC 29PF 10% BVR = 30V	25403	BB809
CR8	1901-0535	9	1	DIODE-SCHOTTKY SM SIG	28480	
CR9	1901-0535	9	1	DIODE-SCHOTTKY SM SIG	28480	
CR10	1901-0535	9	1	DIODE-SCHOTTKY SM SIG	28480	
CR11	1901-0050	3	1	DIODE-SWITCHING 80V 200MA 2NS DO-35	9N171	1N4150
CR12	1901-0050	3	1	DIODE-SWITCHING 80V 200MA 2NS DO-35	9N171	1N4150
CR13	1901-0050	3	1	DIODE-SWITCHING 80V 200MA 2NS DO-35	9N171	1N4150
CR14	1901-0050	3	1	DIODE-SWITCHING 80V 200MA 2NS DO-35	9N171	1N4150
CR15	1901-0535	9	1	DIODE-SCHOTTKY SM SIG	28480	
J1	1250-0257	1	1	CONNECTOR-RF SMB M PC 50-OHM	98291	51-051-0169-226
J2	1250-0257	1	1	CONNECTOR-RF SMB M PC 50-OHM	98291	51-051-0169-226
J3	1250-0257	1	1	CONNECTOR-RF SMB M PC 50-OHM	98291	51-051-0169-226
L1	9100-2259	8	1	INDUCTOR RF-CH-MLD 1.5UH ± 10% .105D-INX	99800	1025-24
L2	9100-3548	0	1	INDUCTOR RF-CH-MLD 470NH ± 5% .166D-INX.	24226	15M470J
L3	9140-0539	7	1	INDUCTOR RF-CH-MLD 3UH ± 5% .105D-INX.25	24226	10M301J
L4	9100-2254	3	1	INDUCTOR RF-CH-MLD 390NH ± 10% .105D-INX	24226	10M390K
L5	9140-0142	8	1	INDUCTOR RF-CH-MLD 2.2UH ± 10% .105D-INX	99800	1025-28
L6	9140-0142	8	1	INDUCTOR RF-CH-MLD 2.2UH ± 10% .105D-INX	99800	1025-28
L7	9140-0142	8	1	INDUCTOR RF-CH-MLD 2.2UH ± 10% .105D-INX	99800	1025-28
L8	9140-0142	8	1	INDUCTOR RF-CH-MLD 2.2UH ± 10% .105D-INX	99800	1025-28
L9	9100-1622	7	1	INDUCTOR RF-CH-MLD 24UH ± 5% .166D-INX.3	99800	1537-46
L11	9100-1788	6	1	CORE-FERRITE CHOKE-WIDEBAND IMP:680	02114	VK200 20/4B
L13	08503-80001	9	1	COIL TOROID	28480	08503-80001
L14	9100-1622	7	1	INDUCTOR RF-CH-MLD 24UH ± 5% .166D-INX.3	99800	1537-46
L15	08503-80001	9	1	COIL TOROID	28480	08503-80001
L16	08503-80001	9	1	COIL TOROID	28480	08503-80001
L17	9100-3911	1	1	INDUCTOR RF-CH-MLD 220NH ± 5% .166D-INX.	24226	15M220J
L18	9100-2254	3	1	INDUCTOR RF-CH-MLD 390NH ± 10% .105D-INX	24226	10M390K
L19	9140-0142	8	1	INDUCTOR RF-CH-MLD 2.2UH ± 10% .105D-INX	99800	1025-28
L20	9140-0142	8	1	INDUCTOR RF-CH-MLD 2.2UH ± 10% .105D-INX	99800	1025-28
L21	9140-0142	8	1	INDUCTOR RF-CH-MLD 2.2UH ± 10% .105D-INX	99800	1025-28
L22	9140-0142	8	1	INDUCTOR RF-CH-MLD 2.2UH ± 10% .105D-INX	99800	1025-28
L23	9100-1622	7	1	INDUCTOR RF-CH-MLD 24UH ± 5% .166D-INX.3	99800	1537-46
L24	9140-0142	8	1	INDUCTOR RF-CH-MLD 2.2UH ± 10% .105D-INX	99800	1025-28
MP1	08753-20012	8	1		28480	08753-20012
MP2	1480-0073	6	2	PIN-ROLL .062-IN-DIA .25-IN-LG BE-CU	72962	99-012-062-0250
MP3	4040-0750	7	2	EXTR-PC BD RED POLYC .062-IN-BD-THKNS 1-		
MP4	1200-0172	4	1	INSULATOR-XSTR DAP-GL	07047	10042-DAP
MP5	0515-0924	0	1	SCREW-MACH M3 X 0.5 6MM-LG PAN-HD		
MP6	2190-0584	0	1	WASHER-LK HLCL 3.0 MM 3.1-MM-ID		
MP7	0590-1095	6	1	THREADED INSERT-NUT M3 X 0.5 1.5-MM-LG	46384	KF2-M3-ZI
MP8	08753-20037	7	1	CSTG-TOP FN SHLD	28480	08753-20037
MP9	08753-20038	8	1	CSTG-BOT FN SHLD	28480	08753-20038
MP10	0515-1429	2	10	SCREW-MACH M3 X 0.5 12MM-LG		
MP11	8160-0512	7	5	RFI D STRIP CNDCT-ELSTMR .062-IN-WD	18565	10-05-4699-1285 CHO-SEAL
P1	1251-8912	3	1	CONN-POST TYPE .100-PIN-SPCG 60-CONT	00779	534204-5
P2	1251-8912	3	1	CONN-POST TYPE .100-PIN-SPCG 60-CONT	00779	534204-5
Q1	1854-0477	7	1	TRANSISTOR NPN 2N2222A SI TO-18 PD = 500MW	04713	2N2222A
Q2	1853-0451	5	1	TRANSISTOR PNP 2N3799 SI TO-18 PD = 360MW	04713	
Q3	1854-0404	0	1	TRANSISTOR NPN SI TO-18 PD = 360MW	04713	

Replaceable Parts List for A12 Reference Assembly, part number 08753-60012 (4 of 6)

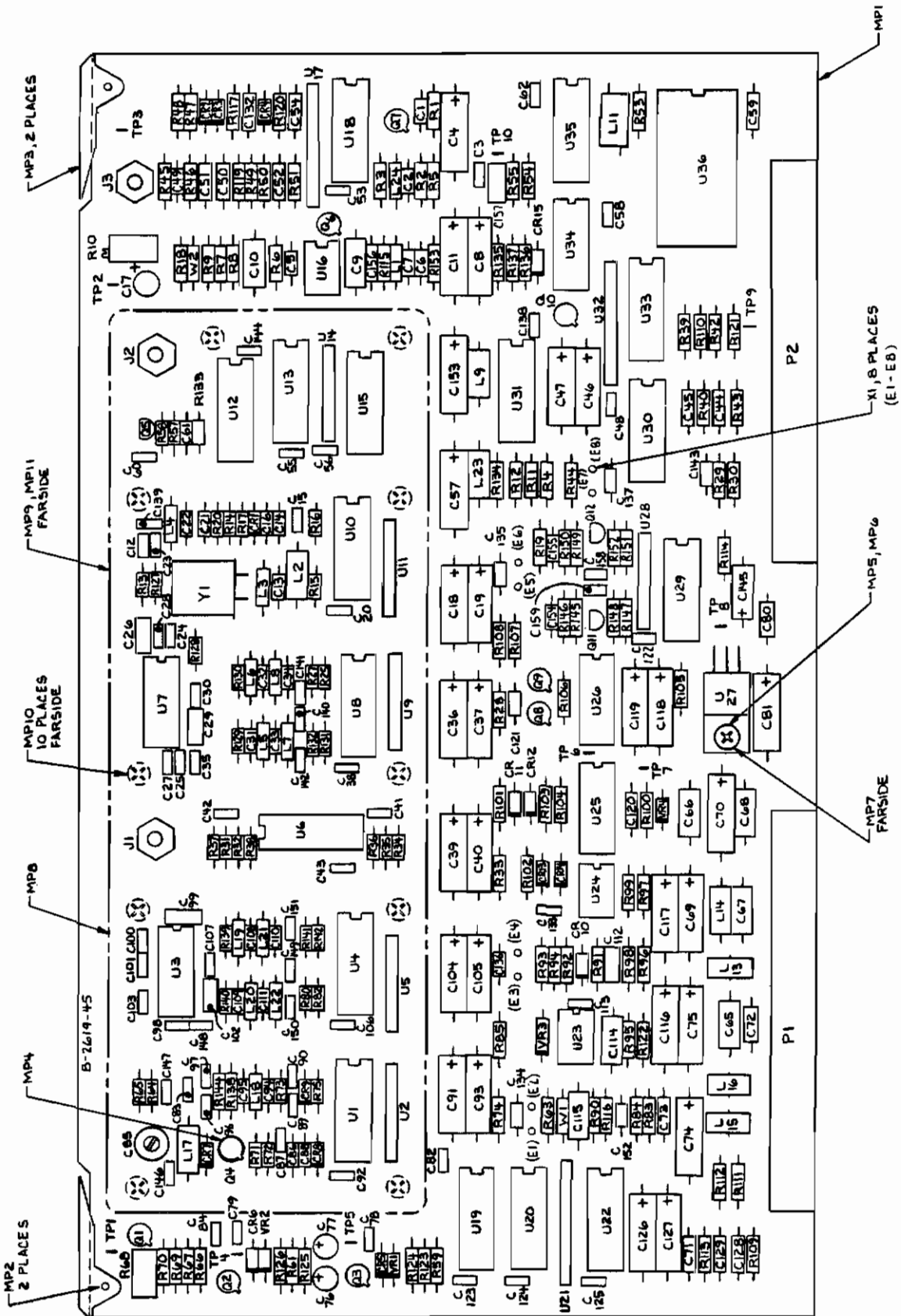
Reference Designation	HP Part Number	C D	Qty	Description	Mfr Code	Mfr Part Number
Q4	1854-0345	8	1	TRANSISTOR NPN 2N5179 SI TO-72 PD=200MW	04713	2N5179
Q5	1853-0448	0	1	TRANSISTOR PNP SI TO-92 PD=825MW	04713	MPSH81
Q6	1855-0276	6	1	TRANSISTOR J-FET 2N4416A N-CHAN D-MODE T	04713	2N4416A
Q7	1853-0281	9	1	TRANSISTOR PNP 2N2907A SI TO-18 PD=400MW	04713	2N2907A
Q8	1854-0477	7	1	TRANSISTOR NPN 2N2222A SI TO-18 PD=500MW	04713	2N2222A
Q9	1854-0477	7	1	TRANSISTOR NPN 2N2222A SI TO-18 PD=500MW	04713	2N2222A
Q10	1854-0809	9	1	TRANSISTOR NPN 2N2369A SI TO-18 PD=350MW	04713	2N2369A
Q11	1853-0448	0	1	TRANSISTOR PNP SI TO-92 PD=825MW	04713	MPSH81
Q12	1853-0448	0	1	TRANSISTOR PNP SI TO-92 PD=825MW	04713	MPSH81
R1	0757-0405	4	1	RESISTOR 162 ±1% .125W TF TC=0±100	19701	SFR25H
R2	0698-3154	0	1	RESISTOR 4.22K ±1% .125W TF TC=0±100	19701	SFR25H
R3	0757-0416	7	1	RESISTOR 511 ±1% .125W TF TC=0±100	19701	SFR25H
R4	0698-3440	7	1	RESISTOR 196 ±1% .125W TF TC=0±100	19701	SFR25H
R5	0757-0438	3	1	RESISTOR 5.11K ±1% .125W TF TC=0±100	19701	SFR25H
R6	0757-0465	6	1	RESISTOR 100K ±1% .125W TF TC=0±100	19701	SFR25H
R7	0698-3445	2	1	RESISTOR 348 ±1% .125W TF TC=0±100	19701	SFR25H
R8	0757-0199	3	1	RESISTOR 21.5K ±1% .125W TF TC=0±100	19701	SFR25H
R9	0757-0465	6	1	RESISTOR 100K ±1% .125W TF TC=0±100	19701	SFR25H
R10	2100-3750	9	1	RESISTOR-TRMR 20K 10% TKF SIDE-ADJ 17-TR	73138	87XR
R11	0757-0401	0	1	RESISTOR 100 ±1% .125W TF TC=0±100	19701	SFR25H
R12	0757-0401	0	1	RESISTOR 100 ±1% .125W TF TC=0±100	19701	SFR25H
R13	0698-7212	9	1	RESISTOR 100 ±1% .05W TF TC=0±100	19701	5063J
R14	0698-7260	7	1	RESISTOR 10K ±1% .05W TF TC=0±100	19701	5063J
R15	0698-7222	1	1	RESISTOR 261 ±1% .05W TF TC=0±100	19701	5063J
R16	0698-7222	1	1	RESISTOR 261 ±1% .05W TF TC=0±100	19701	5063J
R17	0698-7236	7	1	RESISTOR 1K ±1% .05W TF TC=0±100	19701	5063J
R18	0757-0442	9	1	RESISTOR 10K ±1% .125W TF TC=0±100	19701	SFR25H
R19	0757-0346	2	1	RESISTOR 10 ±1% .125W TF TC=0±100	91637	CMF-55-1, T-1
R20	0698-7212	9	1	RESISTOR 100 ±1% .05W TF TC=0±100	19701	5063J
R25	0698-7246	9	1	RESISTOR 2.81K ±1% .05W TF TC=0±100	19701	5063J
R27	0698-7246	9	1	RESISTOR 2.81K ±1% .05W TF TC=0±100	19701	5063J
R28	0757-0346	2	1	RESISTOR 10 ±1% .125W TF TC=0±100	91637	CMF-55-1, T-1
R29	0757-0419	0	1	RESISTOR 681 ±1% .125W TF TC=0±100	19701	SFR25H
R30	0757-0419	0	1	RESISTOR 681 ±1% .125W TF TC=0±100	19701	SFR25H
R31	0698-7222	1	1	RESISTOR 261 ±1% .05W TF TC=0±100	19701	5063J
R32	0698-7222	1	1	RESISTOR 261 ±1% .05W TF TC=0±100	19701	5063J
R33	0757-0346	2	1	RESISTOR 10 ±1% .125W TF TC=0±100	91637	CMF-55-1, T-1
R34	0698-7236	7	1	RESISTOR 1K ±1% .05W TF TC=0±100	19701	5063J
R35	0698-7236	7	1	RESISTOR 1K ±1% .05W TF TC=0±100	19701	5063J
R36	0698-7206	1	1	RESISTOR 56.2 ±1% .05W TF TC=0±100	19701	5063J
R37	0698-7222	1	1	RESISTOR 261 ±1% .05W TF TC=0±100	19701	5063J
R38	0698-7222	1	1	RESISTOR 261 ±1% .05W TF TC=0±100	19701	5063J
R39	0757-0419	0	1	RESISTOR 681 ±1% .125W TF TC=0±100	19701	SFR25H
R40	0757-0419	0	1	RESISTOR 681 ±1% .125W TF TC=0±100	19701	SFR25H
R42	0698-4037	0	1	RESISTOR 46.4 ±1% .125W TF TC=0±100	19701	SFR25H
R43	0698-4037	0	1	RESISTOR 46.4 ±1% .125W TF TC=0±100	19701	SFR25H
R44	0757-0346	2	1	RESISTOR 10 ±1% .125W TF TC=0±100	91637	CMF-55-1, T-1
R45	0757-0346	2	1	RESISTOR 10 ±1% .125W TF TC=0±100	91637	CMF-55-1, T-1
R46	0757-0395	1	1	RESISTOR 56.2 ±1% .125W TF TC=0±100	19701	SFR25H
R47	0757-0401	0	1	RESISTOR 100 ±1% .125W TF TC=0±100	19701	SFR25H
R48	0757-0401	0	1	RESISTOR 100 ±1% .125W TF TC=0±100	19701	SFR25H
R49	0757-0416	7	1	RESISTOR 511 ±1% .125W TF TC=0±100	19701	SFR25H
R50	0757-0416	7	1	RESISTOR 511 ±1% .125W TF TC=0±100	19701	SFR25H
R51	0757-0442	9	1	RESISTOR 10K ±1% .125W TF TC=0±100	19701	SFR25H
R53	0757-0280	3	1	RESISTOR 1K ±1% .125W TF TC=0±100	19701	SFR25H
R54	0757-0419	0	1	RESISTOR 681 ±1% .125W TF TC=0±100	19701	SFR25H
R55	0757-0419	0	1	RESISTOR 681 ±1% .125W TF TC=0±100	19701	SFR25H
R57	0698-7209	4	1	RESISTOR 75 ±1% .05W TF TC=0±100	19701	5063J
R58	0698-7209	4	1	RESISTOR 75 ±1% .05W TF TC=0±100	19701	5063J
R59	0757-0419	0	1	RESISTOR 681 ±1% .125W TF TC=0±100	19701	SFR25H
R61	0757-0419	0	1	RESISTOR 681 ±1% .125W TF TC=0±100	19701	SFR25H
R63	0757-1094	9	1	RESISTOR 1.47K ±1% .125W TF TC=0±100	19701	SFR25H
R64	0698-7259	4	1	RESISTOR 9.09K ±1% .05W TF TC=0±100	19701	5063J
R65	0698-7246	9	1	RESISTOR 2.81K ±1% .05W TF TC=0±100	19701	5063J
R66	0698-3444	1	1	RESISTOR 316 ±1% .125W TF TC=0±100	19701	SFR25H
R67	0698-7246	9	1	RESISTOR 2.81K ±1% .05W TF TC=0±100	19701	5063J
R68	2100-3207	1	1	RESISTOR-TRMR 5K 10% TKF SIDE-ADJ 1-TRN	32997	3386X-Y46-502
R69	0757-0442	9	1	RESISTOR 10K ±1% .125W TF TC=0±100	19701	SFR25H
R70	0757-0442	9	1	RESISTOR 10K ±1% .125W TF TC=0±100	19701	SFR25H
R71	0698-7204	9	1	RESISTOR 46.4 ±1% .05W TF TC=0±100	19701	5063J

Replaceable Parts List for A12 Reference Assembly, part number 08753-60012 (5 of 6)

Reference Designation	HP Part Number	C	D	Qty	Description	Mfr Code	Mfr Part Number
R72	0698-7239	0	1	1	RESISTOR 1.33K ±1% .05W TF TC=0±100	19701	5063J
R73	0698-7229	8	1	1	RESISTOR 511 ±1% .05W TF TC=0±100	19701	5063J
R74	0757-0346	2	1	1	RESISTOR 10 ±1% .125W TF TC=0±100	91637	CMF-55-1, T-1
R75	0698-7212	9	1	1	RESISTOR 100 ±1% .05W TF TC=0±100	19701	5063J
R80	0698-7246	9	1	1	RESISTOR 2.61K ±1% .05W TF TC=0±100	19701	5063J
R82	0698-7246	9	1	1	RESISTOR 2.61K ±1% .05W TF TC=0±100	19701	5063J
R83	0757-0419	0	1	1	RESISTOR 881 ±1% .125W TF TC=0±100	19701	SFR25H
R84	0757-0419	0	1	1	RESISTOR 881 ±1% .125W TF TC=0±100	19701	SFR25H
R85	0757-0346	2	1	1	RESISTOR 10 ±1% .125W TF TC=0±100	91637	CMF-55-1, T-1
R90	0757-0280	3	1	1	RESISTOR 1K ±1% .125W TF TC=0±100	19701	SFR25H
R91	0757-0280	3	1	1	RESISTOR 1K ±1% .125W TF TC=0±100	19701	SFR25H
R92	0757-0438	3	1	1	RESISTOR 5.11K ±1% .125W TF TC=0±100	19701	SFR25H
R93	0698-3136	8	1	1	RESISTOR 17.8K ±1% .125W TF TC=0±100	19701	SFR25H
R94	0757-1094	9	1	1	RESISTOR 1.47K ±1% .125W TF TC=0±100	19701	SFR25H
R95	0698-0083	8	1	1	RESISTOR 1.96K ±1% .125W TF TC=0±100	19701	SFR25H
R96	0757-0401	0	1	1	RESISTOR 100 ±1% .125W TF TC=0±100	19701	SFR25H
R97	0757-0401	0	1	1	RESISTOR 100 ±1% .125W TF TC=0±100	19701	SFR25H
R98	0757-0438	3	1	1	RESISTOR 5.11K ±1% .125W TF TC=0±100	19701	SFR25H
R99	0757-0442	9	1	1	RESISTOR 10K ±1% .125W TF TC=0±100	19701	SFR25H
R100	0757-0438	3	1	1	RESISTOR 5.11K ±1% .125W TF TC=0±100	19701	SFR25H
R101	0757-0444	1	1	1	RESISTOR 12.1K ±1% .125W TF TC=0±100	19701	SFR25H
R102	0757-0447	4	1	1	RESISTOR 16.2K ±1% .125W TF TC=0±100	19701	SFR25H
R103	0757-0419	0	1	1	RESISTOR 881 ±1% .125W TF TC=0±100	19701	SFR25H
R104	0757-0419	0	1	1	RESISTOR 881 ±1% .125W TF TC=0±100	19701	SFR25H
R105	0757-0346	2	1	1	RESISTOR 10 ±1% .125W TF TC=0±100	91637	CMF-55-1, T-1
R106	0757-0419	0	1	1	RESISTOR 881 ±1% .125W TF TC=0±100	19701	SFR25H
R107	0757-0395	1	1	1	RESISTOR 56.2 ±1% .125W TF TC=0±100	19701	SFR25H
R108	0757-0395	1	1	1	RESISTOR 56.2 ±1% .125W TF TC=0±100	19701	SFR25H
R109	0757-0419	0	1	1	RESISTOR 881 ±1% .125W TF TC=0±100	19701	SFR25H
R110	0757-0419	0	1	1	RESISTOR 881 ±1% .125W TF TC=0±100	19701	SFR25H
R111	0698-4037	0	1	1	RESISTOR 46.4 ±1% .125W TF TC=0±100	19701	SFR25H
R112	0698-4037	0	1	1	RESISTOR 46.4 ±1% .125W TF TC=0±100	19701	SFR25H
R113	0757-0346	2	1	1	RESISTOR 10 ±1% .125W TF TC=0±100	91637	CMF-55-1, T-1
R114	0757-0401	0	1	1	RESISTOR 100 ±1% .125W TF TC=0±100	19701	SFR25H
R115	0757-0401	0	1	1	RESISTOR 100 ±1% .125W TF TC=0±100	19701	SFR25H
R116	0757-0280	3	1	1	RESISTOR 1K ±1% .125W TF TC=0±100	19701	SFR25H
R117	0757-0280	3	1	1	RESISTOR 1K ±1% .125W TF TC=0±100	19701	SFR25H
R119	0757-0280	3	1	1	RESISTOR 1K ±1% .125W TF TC=0±100	19701	SFR25H
R120	0757-0401	0	1	1	RESISTOR 100 ±1% .125W TF TC=0±100	19701	SFR25H
R121	0698-0082	7	1	1	RESISTOR 464 ±1% .125W TF TC=0±100	19701	SFR25H
R122	0698-0083	8	1	1	RESISTOR 1.96K ±1% .125W TF TC=0±100	19701	SFR25H
R123	0757-0280	3	1	1	RESISTOR 1K ±1% .125W TF TC=0±100	19701	SFR25H
R124	0757-0419	0	1	1	RESISTOR 881 ±1% .125W TF TC=0±100	19701	SFR25H
R125	0757-0280	3	1	1	RESISTOR 1K ±1% .125W TF TC=0±100	19701	SFR25H
R126	0757-0419	0	1	1	RESISTOR 881 ±1% .125W TF TC=0±100	19701	SFR25H
R127	0698-7205	0	1	1	RESISTOR 51.1 ±1% .05W TF TC=0±100	19701	5063J
R128	0698-7205	0	1	1	RESISTOR 51.1 ±1% .05W TF TC=0±100	19701	5063J
R129	0698-7220	9	1	1	RESISTOR 215 ±1% .05W TF TC=0±100	19701	5063J
R130	0698-7220	9	1	1	RESISTOR 215 ±1% .05W TF TC=0±100	19701	5063J
R131	0698-7220	9	1	1	RESISTOR 215 ±1% .05W TF TC=0±100	19701	5063J
R132	0698-7220	9	1	1	RESISTOR 215 ±1% .05W TF TC=0±100	19701	5063J
R133	0698-7260	7	1	1	RESISTOR 10K ±1% .05W TF TC=0±100	19701	5063J
R134	0757-0280	3	1	1	RESISTOR 1K ±1% .125W TF TC=0±100	19701	SFR25H
R135	0757-1094	9	1	1	RESISTOR 1.47K ±1% .125W TF TC=0±100	19701	SFR25H
R136	0757-0280	3	1	1	RESISTOR 1K ±1% .125W TF TC=0±100	19701	SFR25H
R137	0698-3132	4	1	1	RESISTOR 261 ±1% .125W TF TC=0±100	19701	SFR25H
R138	0757-0394	0	1	1	RESISTOR 51.1 ±1% .125W TF TC=0±100	19701	SFR25H
R139	0698-7220	9	1	1	RESISTOR 215 ±1% .05W TF TC=0±100	19701	5063J
R140	0698-7220	9	1	1	RESISTOR 215 ±1% .05W TF TC=0±100	19701	5063J
R141	0698-7220	9	1	1	RESISTOR 215 ±1% .05W TF TC=0±100	19701	5063J
R142	0698-7220	9	1	1	RESISTOR 215 ±1% .05W TF TC=0±100	19701	5063J
R144	0757-0394	0	1	1	RESISTOR 51.1 ±1% .125W TF TC=0±100	19701	SFR25H
R145	0757-0420	3	1	1	RESISTOR 750 ±1% .125W TF TC=0±100	19701	SFR25H
R146	0757-0401	0	1	1	RESISTOR 100 ±1% .125W TF TC=0±100	19701	SFR25H
R147	0698-3132	4	1	1	RESISTOR 261 ±1% .125W TF TC=0±100	19701	SFR25H
R148	0698-3445	2	1	1	RESISTOR 348 ±1% .125W TF TC=0±100	19701	SFR25H
R149	0757-0420	3	1	1	RESISTOR 750 ±1% .125W TF TC=0±100	19701	SFR25H
R150	0757-0401	0	1	1	RESISTOR 100 ±1% .125W TF TC=0±100	19701	SFR25H
R151	0698-3132	4	1	1	RESISTOR 261 ±1% .125W TF TC=0±100	19701	SFR25H
R152	0698-3445	2	1	1	RESISTOR 348 ±1% .125W TF TC=0±100	19701	SFR25H

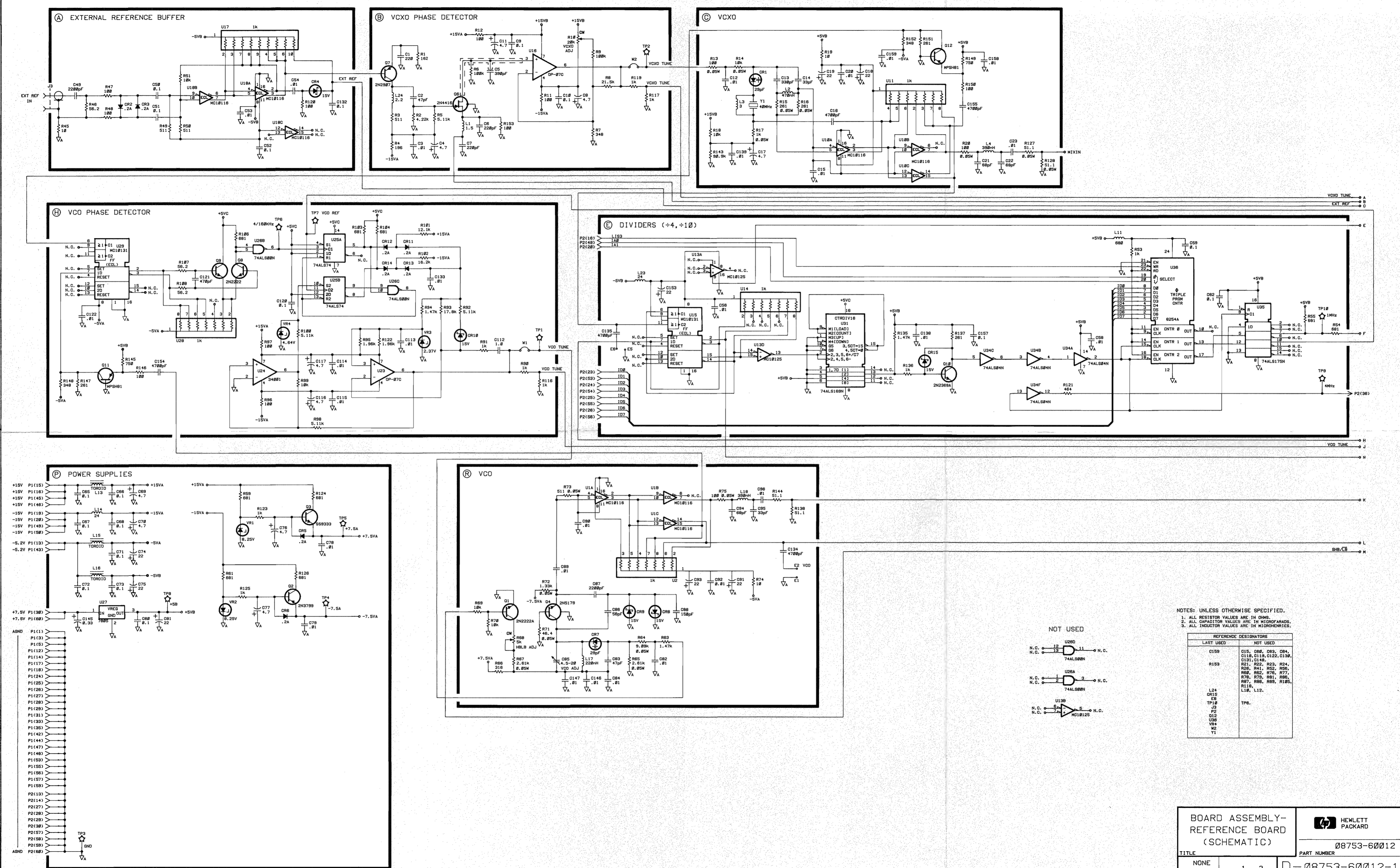
Replaceable Parts List for A12 Reference Assembly, part number 08753-60012 (6 of 6)

Reference Designation	HP Part Number	C D	Qty	Description	Mfr Code	Mfr Part Number
R153	0757-0401	0	1	RESISTOR 100 ± 1% .125W TF TC=0± 100	19701	SFR25H
TP1	0360-2359	0	1	TERMINAL TEST PT	4G819	230.100
TP2	0360-2359	0	1	TERMINAL TEST PT	4G819	230.100
TP3	0360-2359	0	1	TERMINAL TEST PT	4G819	230.100
TP4	0360-2359	0	1	TERMINAL TEST PT	4G819	230.100
TP5	0360-2359	0	1	TERMINAL TEST PT	4G819	230.100
TP6	0360-2359	0	1	TERMINAL TEST PT	4G819	230.100
TP7	0360-2359	0	1	TERMINAL TEST PT	4G819	230.100
TP8	0360-2359	0	1	TERMINAL TEST PT	4G819	230.100
TP9	0360-2359	0	1	TERMINAL TEST PT	4G819	230.100
TP10	0360-2359	0	1	TERMINAL TEST PT	4G819	230.100
U1	1820-1308	4	1	IC RCVR ECL LINE RCVR TPL 2-INP	04713	MC10116L
U2	1810-0204	6	1	NETWORK-RES 8-SIP 1.0K OHM X 7	11236	750-81
U3	1826-0598	4	1	IC MISC 14-DIP-P PKG	04713	MC12002P
U4	1820-1308	4	1	IC RCVR ECL LINE RCVR TPL 2-INP	04713	MC10116L
U5	1810-0204	6	1	NETWORK-RES 8-SIP 1.0K OHM X 7	11236	750-81
U6	1820-1308	4	1	IC RCVR ECL LINE RCVR TPL 2-INP	04713	MC10116L
U7	1826-0598	4	1	IC MISC 14-DIP-P PKG	04713	MC12002P
U8	1820-1308	4	1	IC RCVR ECL LINE RCVR TPL 2-INP	04713	MC10116L
U9	1810-0204	6	1	NETWORK-RES 8-SIP 1.0K OHM X 7	11236	750-81
U10	1820-1308	4	1	IC RCVR ECL LINE RCVR TPL 2-INP	04713	MC10116L
U11	1810-0204	6	1	NETWORK-RES 8-SIP 1.0K OHM X 7	11236	750-81
U12	1820-1991	1	1	IC CNTR TTL LS DECD DUAL 4-BIT	01295	SN74LS390N
U13	1820-1052	5	1	IC XLTR ECL ECL-TO-TTL QUAD 2-INP	04713	MC10125L
U14	1810-0204	6	1	NETWORK-RES 8-SIP 1.0K OHM X 7	11236	750-81
U15	1820-0817	8	1	IC FF ECL D-M/S DUAL	04713	MC10131P
U16	1826-1048	1	1	IC OP AMP PRCN 8-DIP-C PKG	06665	OP-07CZ
U17	1810-0275	1	1	NETWORK-RES 10-SIP 1.0K OHM X 9	91637	MSP10A01
U18	1820-1308	4	1	IC RCVR ECL LINE RCVR TPL 2-INP	04713	MC10116L
U19	1820-1383	5	1	IC CNTR ECL BCD POS-EDGE-TRIG	04713	MC10138L
U20	1820-0817	8	1	IC FF ECL D-M/S DUAL	04713	MC10131P
U21	1810-0275	1	1	NETWORK-RES 10-SIP 1.0K OHM X 9	91637	MSP10A01
U22	1820-3128	0	1	IC MUXR/DATA-SEL ECL NON-INV 2-TO-1-LINE	04713	MC10158P
U23	1826-1048	1	1	IC OP AMP PRCN 8-DIP-C PKG	06665	OP-07CZ
U24	1826-0915	9	1	IC OP AMP LOW-BIAS-H-IMPD 8-DIP-C PKG	04713	MC34001BU
U25	1820-2488	3	1	IC FF TTL ALS D-TYPE POS-EDGE-TRIG PRESE	01295	SN74ALS74AN
U26	1820-2656	7	1	IC GATE TTL ALS NAND QUAD 2-INP	01295	SN74ALS00AN
U27	1826-0122	0	1	IC V RGLTR-FXD-POS 4.8/5.2V TO-220 PKG	27014	LM340T-5
U28	1810-0204	6	1	NETWORK-RES 8-SIP 1.0K OHM X 7	11236	750-81
U29	1820-0817	8	1	IC FF ECL D-M/S DUAL	04713	MC10131P
U30	1826-0605	4	1	ANALOG MULTIPLEXER 8 CHNL 16 -CERDIP	17856	DG508ABK
U31	1820-3353	3	1	IC CNTR TTL ALS BIN UP/DOWN SYNCHRO POS-	01295	SN74ALS169BN
U32	1810-0275	1	1	NETWORK-RES 10-SIP 1.0K OHM X 9	91637	MSP10A01
U33	1820-0802	1	1	IC GATE ECL NOR QUAD 2-INP	04713	MC10102P
U34	1820-2634	1	1	IC INV TTL ALS HEX	01295	SN74ALS04BN
U35	1820-3466	9	1	IC FF TTL ALS D-TYPE POS-EDGE-TRIG COM C	01295	SN74ALS175N
U36	1820-3093	8	1	IC-8000-SERIES PROGRAMMABLE TIMER	34649	P8254
VR1	1902-3140	0	1	DIODE-ZNR 8.25V 2% DO-35 PD= .4W	04713	
VR2	1902-3140	0	1	DIODE-ZNR 8.25V 2% DO-35 PD= .4W	04713	
VR3	1902-3002	3	1	DIODE-ZNR 2.37V 5% DO-7 PD= .4W TC= -.074%	04713	
VR4	1902-3082	9	1	DIODE-ZNR 4.64V 5% DO-35 PD= .4W	04713	
W1	8159-0005	0	1	RESISTOR-ZERO OHMS 22 AWG LEAD DIA	55210	L-2007-1
W2	8159-0005	0	1	RESISTOR-ZERO OHMS 22 AWG LEAD DIA	55210	L-2007-1
X1	1251-2229	3	8	CONNECTOR-SGL CONT SKT .033-IN-BSC-SZ	00779	1-331677-3
Y1	0410-1593	9	1	CRYSTAL-QUARTZ 40.000 MHZ HC-49/U-HLDR	33096	CCAT303302



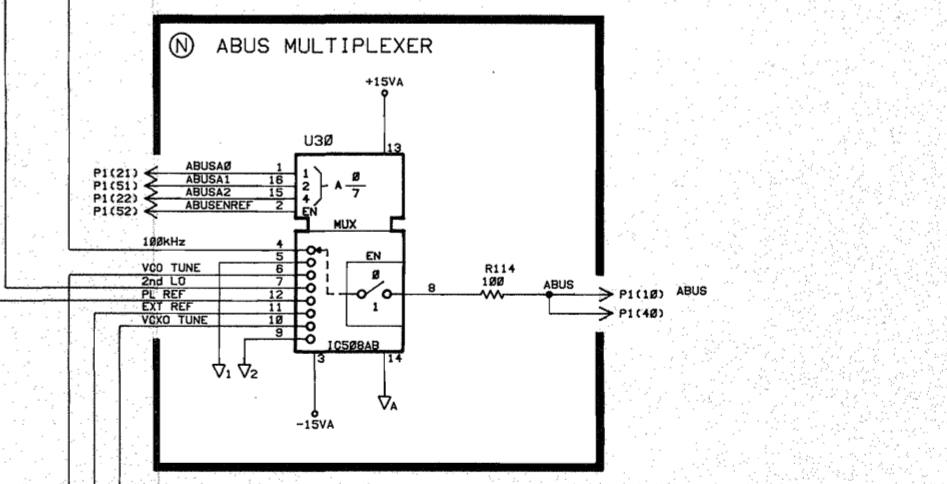
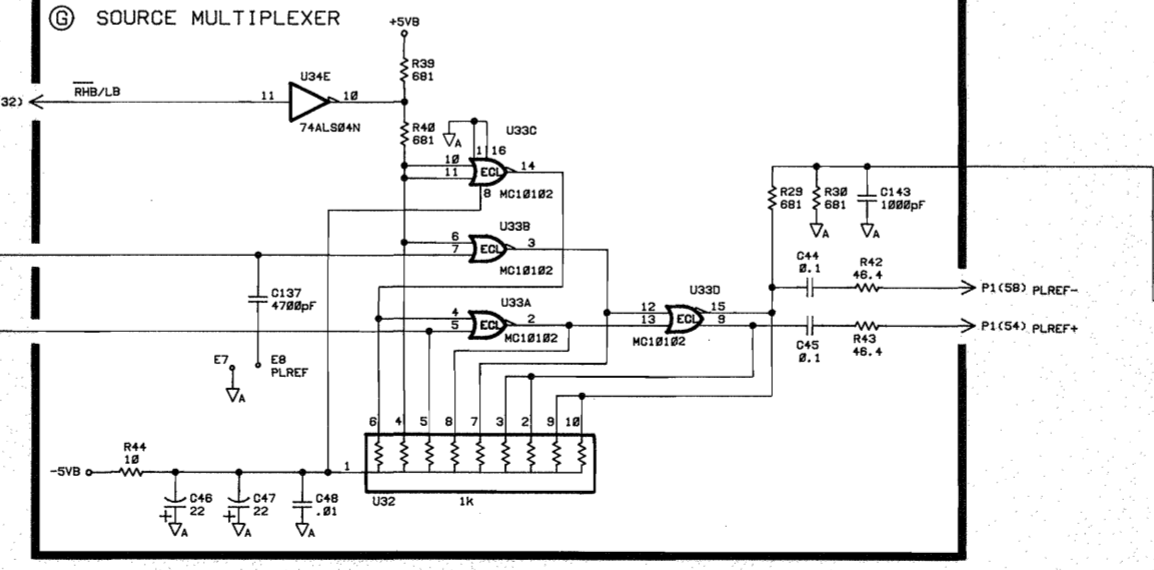
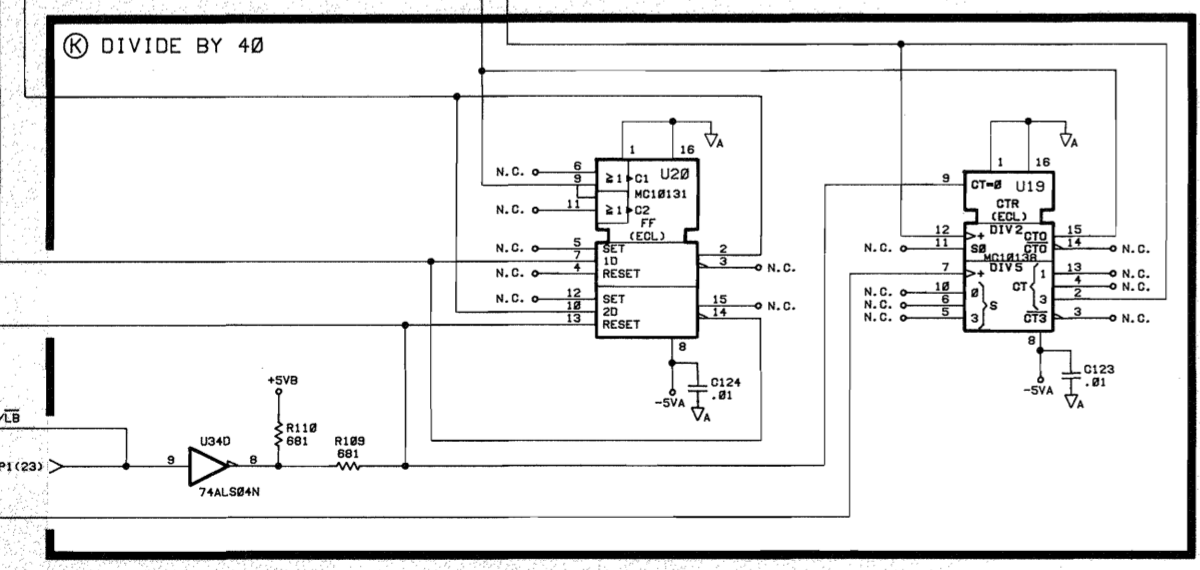
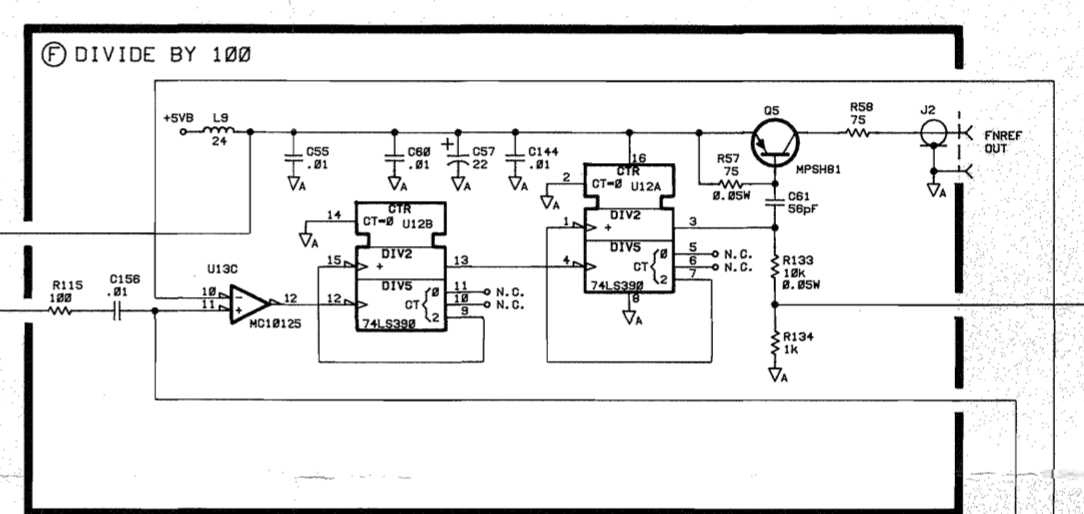
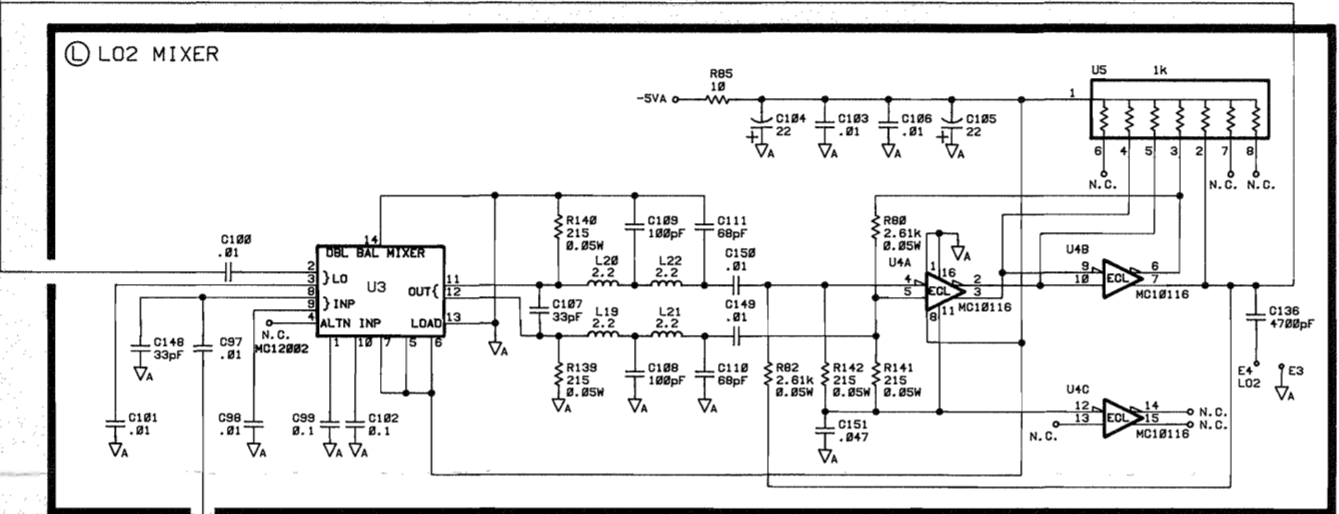
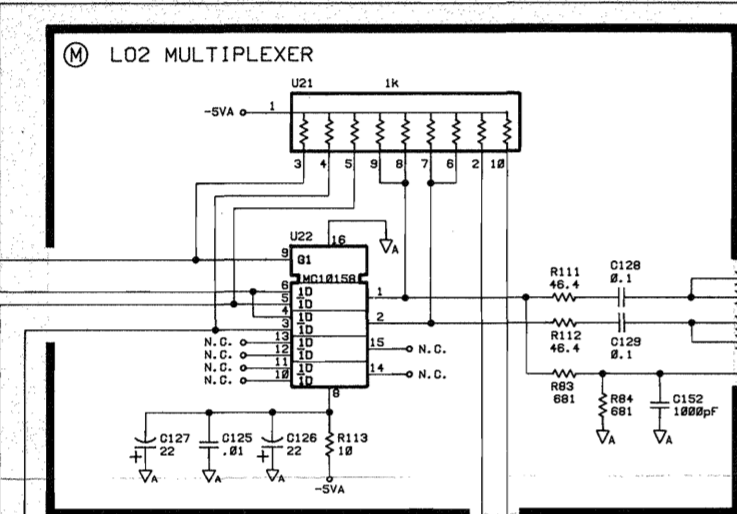
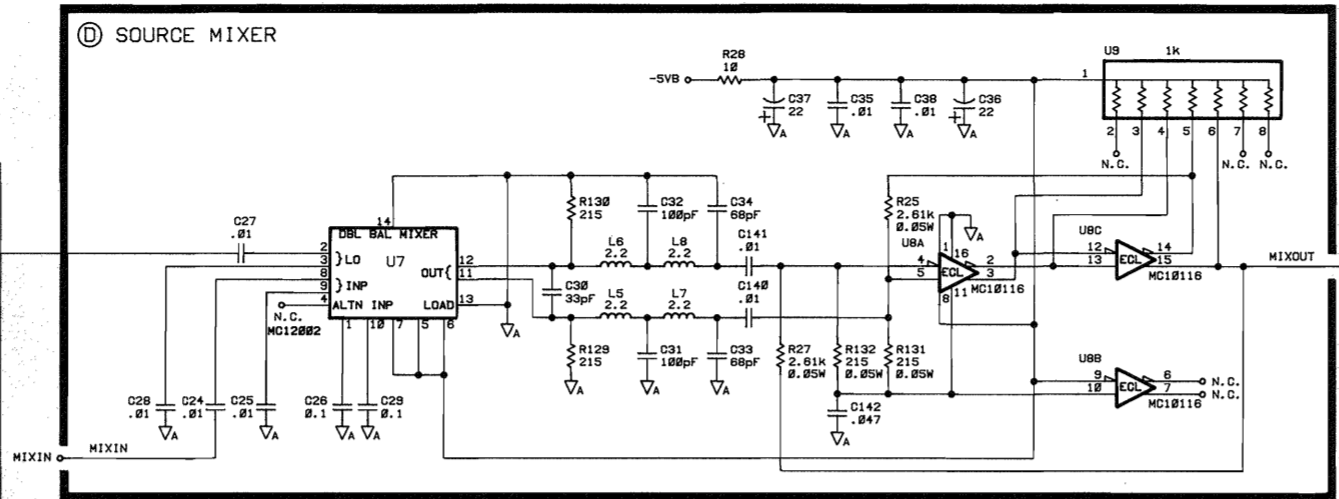
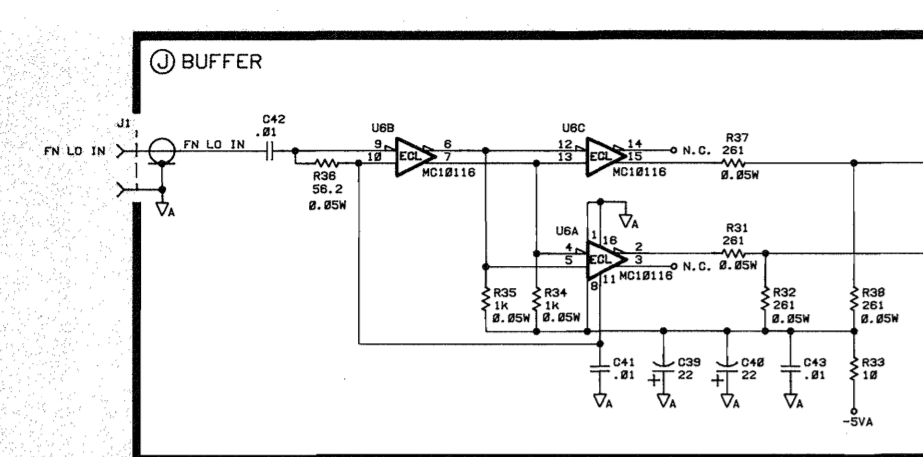
08753-60012

Component Location Diagram



NOTES: UNLESS OTHERWISE SPECIFIED.
 1. ALL RESISTOR VALUES ARE IN OHMS.
 2. ALL CAPACITOR VALUES ARE IN MICROFARADS.
 3. ALL INDUCTOR VALUES ARE IN MICRONHENRIES.

REFERENCE DESIGNATORS	
LAST USED	NOT USED
C159	C15, C88, C83, C84, C118, C119, C122, C156, C131, C148.
R153	R21, R22, R23, R24, R26, R41, R52, R56, R66, R62, R76, R77, R78, R79, R81, R86, R87, R88, R89, R185, R118, L18, L12.
L24	TP8.
C615	
EB	
TP18	
J3	
Q12	
U36	
VB4	
W2	
Y1	



K
E
N
H
B

M SHB/LB
SHB/LB P1(23)
L

F VDD TUNE
J EXT REF
D VDD TUNE
A

A13 Fractional-N Analog Assembly

Part Number 08753-60013

This section contains the replaceable parts list, component location diagram, and circuit schematic for the A13 fractional-N analog assembly, HP part number 08753-60013.

Information in this document is subject to change without notice. The configuration of some assemblies may differ from that indicated in this document.

Replaceable Parts List for A13 Fractional-N Analog Assembly, part number 08753-60013 (1 of 4)

Reference Designation	HP Part Number	C D	Qty	Description	Mfr Code	Mfr Part Number
	08753-60013	3	1	BD AY-F N ANALOG	28480	08753-60013
C3	0160-4804	0	1	CAP-FXD 56pF 100 V	04222	SA102A560JAAH
C4	0160-4804	0	1	CAP-FXD 56pF 100 V	04222	SA102A560JAAH
C5	0180-0116	1	1	CAP-FXD 6.8uF 35 V TA	56289	150D685X9035B2-DYS
C6	0160-3879	7	1	CAP-FXD 0.01uF 100 V	04222	SR201C103MAAH
C7	0160-4791	4	1	CAP-FXD 10pF 100 V	04222	SA102A100JAAH
C8	0160-4835	7	1	CAP-FXD 0.1uF 50 V	04222	SA115C104KAAH
C9	0180-0474	4	1	CAP-FXD 15uF 20 V TA	56289	199D1109
C11	0160-6504	1	1	CAP-FXD 330pF 160 V POLYP-FL		B33074-A91331-H
C12	0160-3879	7	1	CAP-FXD 0.01uF 100 V	04222	SR201C103MAAH
C13	0160-3879	7	1	CAP-FXD 0.01uF 100 V	04222	SR201C103MAAH
C14	0160-6133	2	1	CAP-FXD 0.068uF 200 V POLYE-FL	84411	HEW821
C16	0160-4801	7	1	CAP-FXD 100pF 100 V	04222	SA102A101JAAH
C17	0160-4798	1	1	CAP-FXD 2.7pF 100 V	04222	MA101A2R7CAA
C18	0160-6503	0	1	CAP-FXD 470pF 160 V POLYP-FL		B33074-A9471-H
C19	0160-3879	7	1	CAP-FXD 0.01uF 100 V	04222	SR201C103MAAH
C20	0160-3879	7	1	CAP-FXD 0.01uF 100 V	04222	SR201C103MAAH
C24	0160-3879	7	1	CAP-FXD 0.01uF 100 V	04222	SR201C103MAAH
C25	0160-3879	7	1	CAP-FXD 0.01uF 100 V	04222	SR201C103MAAH
C26	0160-4832	4	1	CAPACITOR-FXD .01UF ± 10% 100VDC CER	04222	SA101C103KAAH
C27	0180-1731	8	1	CAP-FXD 4.7uF 50 V TA	56289	150D475X9050B2-DYS
C28	0180-1731	8	1	CAP-FXD 4.7uF 50 V TA	56289	150D475X9050B2-DYS
C29	0180-1731	8	1	CAP-FXD 4.7uF 50 V TA	56289	150D475X9050B2-DYS
C30	0180-1731	8	1	CAP-FXD 4.7uF 50 V TA	56289	150D475X9050B2-DYS
C31	0160-4832	4	1	CAPACITOR-FXD .01UF ± 10% 100VDC CER	04222	SA101C103KAAH
C32	0160-4832	4	1	CAPACITOR-FXD .01UF ± 10% 100VDC CER	04222	SA101C103KAAH
C33	0180-1731	8	1	CAP-FXD 4.7uF 50 V TA	56289	150D475X9050B2-DYS
C34	0180-1731	8	1	CAP-FXD 4.7uF 50 V TA	56289	150D475X9050B2-DYS
C35	0160-4832	4	1	CAPACITOR-FXD .01UF ± 10% 100VDC CER	04222	SA101C103KAAH
C36	0180-0228	6	1	CAP-FXD 22uF 15 V TA	56289	150D226X9015B2-DYS
C37	0180-0228	6	1	CAP-FXD 22uF 15 V TA	56289	150D226X9015B2-DYS
C38	0160-3879	7	1	CAP-FXD 0.01uF 100 V	04222	SR201C103MAAH
C39	0180-2205	3	1	CAP-FXD 0.33uF 35 V TA	56289	150D334X9035A2-DYS
C40	0180-0228	6	1	CAP-FXD 22uF 15 V TA	56289	150D226X9015B2-DYS
C41	0180-0228	6	1	CAP-FXD 22uF 15 V TA	56289	150D226X9015B2-DYS
C42	0160-3879	7	1	CAP-FXD 0.01uF 100 V	04222	SR201C103MAAH
C43	0160-3879	7	1	CAP-FXD 0.01uF 100 V	04222	SR201C103MAAH
C44	0160-3879	7	1	CAP-FXD 0.01uF 100 V	04222	SR201C103MAAH
C45	0160-3879	7	1	CAP-FXD 0.01uF 100 V	04222	SR201C103MAAH
C46	0160-3879	7	1	CAP-FXD 0.01uF 100 V	04222	SR201C103MAAH
C47	0180-0500	7	1	CAP-FXD 47uF 20 V TA	56289	199D1114
C48	0180-0229	7	1	CAP-FXD 33uF 10 V TA	56289	150D336X9010B2-DYS
C49	0180-0116	1	1	CAP-FXD 6.8uF 35 V TA	56289	150D685X9035B2-DYS
C50	0160-3879	7	1	CAP-FXD 0.01uF 100 V	04222	SR201C103MAAH
C51	0180-0116	1	1	CAP-FXD 6.8uF 35 V TA	56289	150D685X9035B2-DYS
C52	0160-3879	7	1	CAP-FXD 0.01uF 100 V	04222	SR201C103MAAH
C55	0180-1746	5	1	CAP-FXD 15uF 20 V TA	56289	150D158X9020B2-DYS
C56	0180-0116	1	1	CAP-FXD 6.8uF 35 V TA	56289	150D685X9035B2-DYS
C57	0160-3879	7	1	CAP-FXD 0.01uF 100 V	04222	SR201C103MAAH
C58	0160-3879	7	1	CAP-FXD 0.01uF 100 V	04222	SR201C103MAAH
C59	0160-3879	7	1	CAP-FXD 0.01uF 100 V	04222	SR201C103MAAH
CR1	1901-0518	8	1	DIODE-SCHOTTKY SM SIG	28480	
CR2	1901-0518	8	1	DIODE-SCHOTTKY SM SIG	28480	
CR3	1901-0518	8	1	DIODE-SCHOTTKY SM SIG	28480	
CR4	1901-0518	8	1	DIODE-SCHOTTKY SM SIG	28480	
CR5	1901-0040	1	1	DIODE-SWITCHING 30V 50MA 2NS DO-35	71468	
CR6	1901-0040	1	1	DIODE-SWITCHING 30V 50MA 2NS DO-35	71468	
CR7	1901-0040	1	1	DIODE-SWITCHING 30V 50MA 2NS DO-35	71468	
CR8	1901-0040	1	1	DIODE-SWITCHING 30V 50MA 2NS DO-35	71468	
CR11	1901-0040	1	1	DIODE-SWITCHING 30V 50MA 2NS DO-35	71468	
CR12	1901-0518	8	1	DIODE-SCHOTTKY SM SIG	28480	
CR15	1901-0040	1	1	DIODE-SWITCHING 30V 50MA 2NS DO-35	71468	
CR21	1901-0040	1	1	DIODE-SWITCHING 30V 50MA 2NS DO-35	71468	
CR22	1901-0040	1	1	DIODE-SWITCHING 30V 50MA 2NS DO-35	71468	
CR23	1901-0040	1	1	DIODE-SWITCHING 30V 50MA 2NS DO-35	71468	
J1	1250-0257	1	1	CONNECTOR-RF SMB M PC 50-OHM	98291	51-051-0169-226
J2	1250-0257	1	1	CONNECTOR-RF SMB M PC 50-OHM	98291	51-051-0169-226
L4	9100-1622	7	1	INDUCTOR RF-CH-MLD 24UH ± 5% .166D-INX.3	99800	1537-46
L5	9100-1622	7	1	INDUCTOR RF-CH-MLD 24UH ± 5% .166D-INX.3	99800	1537-46
MP1	08753-20013	9	1	BD-F N ANALOG	28480	08753-20013

Replaceable Parts List for A13 Fractional-N Analog Assembly, part number 08753-60013 (2 of 4)

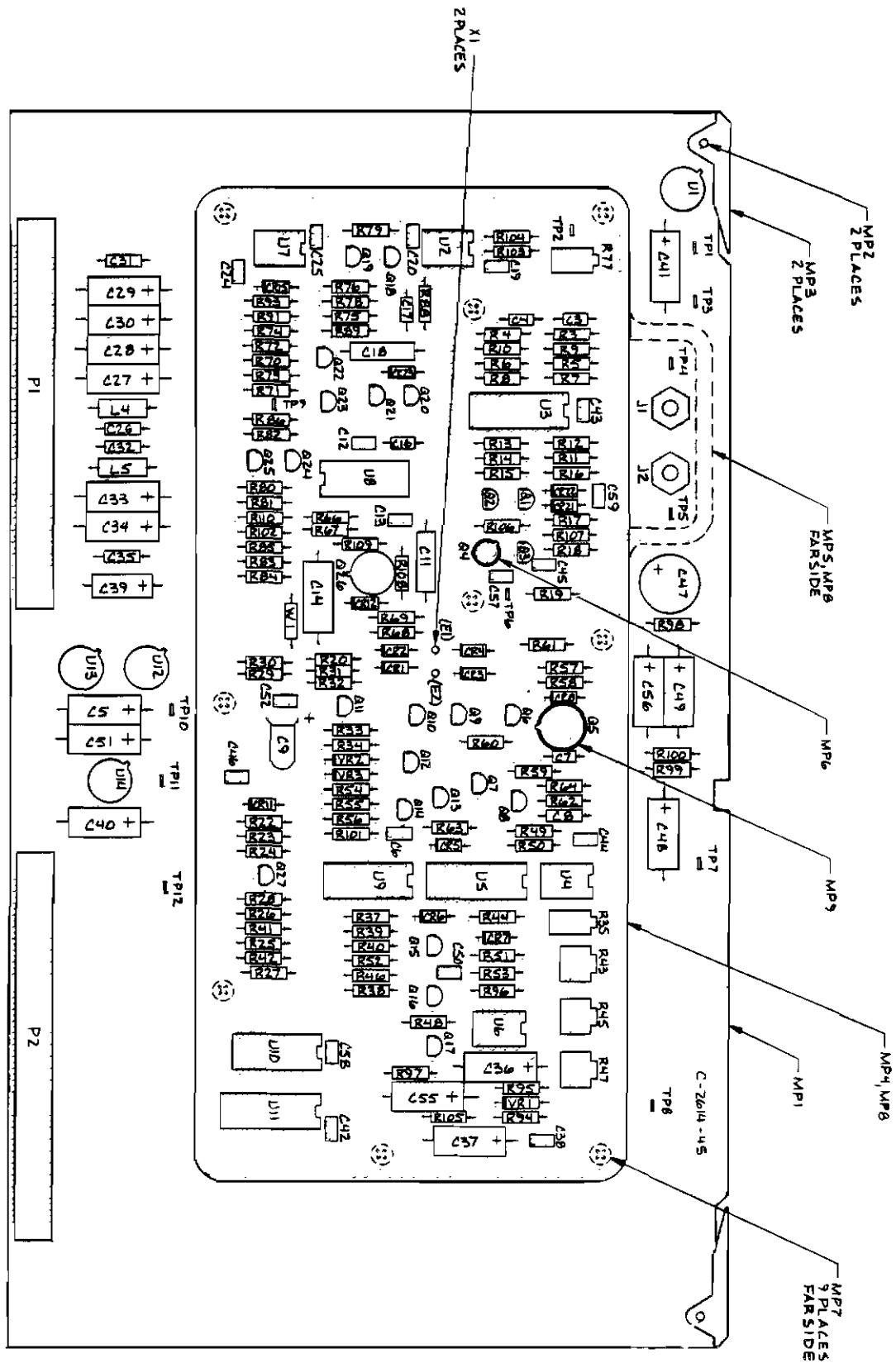
Reference Designation	HP Part Number	C D	Qty	Description	Mfr Code	Mfr Part Number
MP2	1460-0073	8	2	PIN-ROLL .062-IN-DIA .25-IN-LG BE-CU	72962	99-012-062-0250
MP3	4040-0751	8	2	EXTR-PC BD ORN POLYC .062-IN-BD-THKNS 1-		
MP4	08753-20035	5	1	CSTG-TOP FN SHLD	28480	08753-20035
MP5	08753-20036	8	1	CSTG-BOT FN SHLD	28480	08753-20036
MP6	1200-0172	4	1	INSULATOR-XSTR DAP-GL	07047	10042-DAP
MP7	0515-1429	2	9	SCREW-MACH M3 X 0.5 12MM-LG		
MP8	8160-0512	7	6	RFI D STRIP CNDCT-ELSTM .062-IN-WD	18585	10-06-4699-1285 CHO-SEAL
MP9	0340-1138	9	1	INSULATOR-IC NYLON	32559	602-038
P1	1251-8912	3	1	CONN-POST TYPE .100-PIN-SPCG 60-CONT	00779	534204-5
P2	1251-8912	3	1	CONN-POST TYPE .100-PIN-SPCG 60-CONT	00779	534204-5
Q1	1853-0448	0	1	TRANSISTOR PNP SI TO-92 PD-625MW	04713	MPSH81
Q2	1853-0448	0	1	TRANSISTOR PNP SI TO-92 PD-625MW	04713	MPSH81
Q3	1853-0448	0	1	TRANSISTOR PNP SI TO-92 PD-625MW	04713	MPSH81
Q4	1854-0345	8	1	TRANSISTOR NPN 2N5179 SI TO-72 PD-200MW	04713	2N5179
Q5	1854-0221	9	1	TRANSISTOR-DUAL NPN PD-750MW	34371	
Q6	1853-0089	5	1	TRANSISTOR PNP 2N4917 SI PD-200MW	27014	2N4917
Q7	1855-0082	2	1	TRANSISTOR J-FET P-CHAN D-MODE SI	04713	
Q8	1855-0082	2	1	TRANSISTOR J-FET P-CHAN D-MODE SI	04713	
Q9	1855-0081	1	1	TRANSISTOR J-FET N-CHAN D-MODE SI	34677	
Q10	1853-0089	5	1	TRANSISTOR PNP 2N4917 SI PD-200MW	27014	2N4917
Q11	1853-0089	5	1	TRANSISTOR PNP 2N4917 SI PD-200MW	27014	2N4917
Q12	1855-0081	1	1	TRANSISTOR J-FET N-CHAN D-MODE SI	34677	
Q13	1854-0215	1	1	TRANSISTOR NPN SI TO-92 PD-350MW	04713	2N3904
Q14	1854-0215	1	1	TRANSISTOR NPN SI TO-92 PD-350MW	04713	2N3904
Q15	1854-0215	1	1	TRANSISTOR NPN SI TO-92 PD-350MW	04713	2N3904
Q16	1854-0215	1	1	TRANSISTOR NPN SI TO-92 PD-350MW	04713	2N3904
Q17	1854-0215	1	1	TRANSISTOR NPN SI TO-92 PD-350MW	04713	2N3904
Q18	1854-0296	8	1	TRANSISTOR NPN SI TO-92 PD-350W	04713	MPS6543 SELECTED
Q19	1854-0296	8	1	TRANSISTOR NPN SI TO-92 PD-350W	04713	MPS6543 SELECTED
Q20	1855-0081	1	1	TRANSISTOR J-FET N-CHAN D-MODE SI	34677	
Q21	1855-0081	1	1	TRANSISTOR J-FET N-CHAN D-MODE SI	34677	
Q22	1854-0296	8	1	TRANSISTOR NPN SI TO-92 PD-350W	04713	MPS6543 SELECTED
Q23	1854-0296	8	1	TRANSISTOR NPN SI TO-92 PD-350W	04713	MPS6543 SELECTED
Q24	1853-0089	5	1	TRANSISTOR PNP 2N4917 SI PD-200MW	27014	2N4917
Q25	1853-0089	5	1	TRANSISTOR PNP 2N4917 SI PD-200MW	27014	2N4917
Q26	1855-0049	1	1	TRANSISTOR-JFET DUAL N-CHAN D-MODE SI PD	34677	
Q27	1853-0089	5	1	TRANSISTOR PNP 2N4917 SI PD-200MW	27014	2N4917
R3	0757-0395	1	1	RESISTOR 56.2 ± 1% .125W TF TC=0 ± 100	19701	SFR25H
R4	0757-0395	1	1	RESISTOR 56.2 ± 1% .125W TF TC=0 ± 100	19701	SFR25H
R5	0757-0419	0	1	RESISTOR 681 ± 1% .125W TF TC=0 ± 100	19701	SFR25H
R6	0757-0419	0	1	RESISTOR 681 ± 1% .125W TF TC=0 ± 100	19701	SFR25H
R7	0698-4037	0	1	RESISTOR 46.4 ± 1% .125W TF TC=0 ± 100	19701	SFR25H
R8	0698-4037	0	1	RESISTOR 46.4 ± 1% .125W TF TC=0 ± 100	19701	SFR25H
R9	0757-0317	7	1	RESISTOR 1.33K ± 1% .125W TF TC=0 ± 100	19701	SFR25H
R10	0757-0317	7	1	RESISTOR 1.33K ± 1% .125W TF TC=0 ± 100	19701	SFR25H
R11	0698-3444	1	1	RESISTOR 316 ± 1% .125W TF TC=0 ± 100	19701	SFR25H
R12	0698-3444	1	1	RESISTOR 316 ± 1% .125W TF TC=0 ± 100	19701	SFR25H
R13	0757-0279	0	1	RESISTOR 3.16K ± 1% .125W TF TC=0 ± 100	19701	SFR25H
R14	0698-4037	0	1	RESISTOR 46.4 ± 1% .125W TF TC=0 ± 100	19701	SFR25H
R15	0698-4037	0	1	RESISTOR 46.4 ± 1% .125W TF TC=0 ± 100	19701	SFR25H
R16	0757-0416	7	1	RESISTOR 511 ± 1% .125W TF TC=0 ± 100	19701	SFR25H
R17	0698-3440	7	1	RESISTOR 196 ± 1% .125W TF TC=0 ± 100	19701	SFR25H
R18	0757-0438	3	1	RESISTOR 5.11K ± 1% .125W TF TC=0 ± 100	19701	SFR25H
R19	0698-3430	5	1	RESISTOR 21.5 ± 1% .125W TF TC=0 ± 100	19701	SFR25H
R20	0698-3152	8	1	RESISTOR 3.48K ± 1% .125W TF TC=0 ± 100	19701	SFR25H
R22	0757-0280	3	1	RESISTOR 1K ± 1% .125W TF TC=0 ± 100	19701	SFR25H
R23	0698-3439	4	1	RESISTOR 178 ± 1% .125W TF TC=0 ± 100	19701	SFR25H
R24	0698-3447	4	1	RESISTOR 422 ± 1% .125W TF TC=0 ± 100	19701	SFR25H
R25	0757-0419	0	1	RESISTOR 681 ± 1% .125W TF TC=0 ± 100	19701	SFR25H
R26	0757-1094	9	1	RESISTOR 1.47K ± 1% .125W TF TC=0 ± 100	19701	SFR25H
R27	0757-0278	9	1	RESISTOR 1.78K ± 1% .125W TF TC=0 ± 100	19701	SFR25H
R28	0698-4037	0	1	RESISTOR 46.4 ± 1% .125W TF TC=0 ± 100	19701	SFR25H
R29	0757-0444	1	1	RESISTOR 12.1K ± 1% .125W TF TC=0 ± 100	19701	SFR25H
R30	0757-0278	9	1	RESISTOR 1.78K ± 1% .125W TF TC=0 ± 100	19701	SFR25H
R31	0757-0440	7	1	RESISTOR 7.5K ± 1% .125W TF TC=0 ± 100	19701	SFR25H
R32	0757-0418	9	1	RESISTOR 619 ± 1% .125W TF TC=0 ± 100	19701	SFR25H
R33	0757-0438	3	1	RESISTOR 5.11K ± 1% .125W TF TC=0 ± 100	19701	SFR25H
R34	0757-0438	3	1	RESISTOR 5.11K ± 1% .125W TF TC=0 ± 100	19701	SFR25H
R35	2100-3611	1	1	RESISTOR-TRMR 50K 10% TKF SIDE-ADJ 17-TR	73138	67XR
R37	0698-0085	0	1	RESISTOR 2.61K ± 1% .125W TF TC=0 ± 100	19701	SFR25H

Replaceable Parts List for A13 Fractional-N Analog Assembly, part number 08753-60013 (3 of 4)

Reference Designation	HP Part Number	C D	Qty	Description	Mfr Code	Mfr Part Number
R38	0698-0085	0	1	RESISTOR 2.61K ±1% .125W TF TC=0±100	19701	SFR25H
R39	0757-0422	5	1	RESISTOR 909 ±1% .125W TF TC=0±100	19701	SFR25H
R40	0757-0422	5	1	RESISTOR 909 ±1% .125W TF TC=0±100	19701	SFR25H
R41	0698-0084	9	1	RESISTOR 2.15K ±1% .125W TF TC=0±100	19701	SFR25H
R42	0698-0084	9	1	RESISTOR 2.15K ±1% .125W TF TC=0±100	19701	SFR25H
R43	2100-3352	7	1	RESISTOR-TRMR 1K 10% TKF SIDE-ADJ 1-TRN	32997	3386X-Y46-102
R44	0698-8816	1	1	RESISTOR 2.15 ±1% .125W TF TC=0±100	91637	CMF-55-1
R45	2100-3353	8	1	RESISTOR-TRMR 20K 10% TKF SIDE-ADJ 1-TRN	32997	3386X-Y46-203
R46	0757-0279	0	1	RESISTOR 3.16K ±1% .125W TF TC=0±100	19701	SFR25H
R47	2100-0652	3	1	RESISTOR-TRMR 50 10% TKF SIDE-ADJ 1-TRN	32997	3386X-Y46-500
R48	0698-0084	9	1	RESISTOR 2.15K ±1% .125W TF TC=0±100	19701	SFR25H
R49	0698-8827	4	1	RESISTOR 1M ±1% .125W TF TC=0±100	19701	SFR25H
R50	0698-8827	4	1	RESISTOR 1M ±1% .125W TF TC=0±100	19701	SFR25H
R51	0757-0442	9	1	RESISTOR 10K ±1% .125W TF TC=0±100	19701	SFR25H
R52	0757-0279	0	1	RESISTOR 3.16K ±1% .125W TF TC=0±100	19701	SFR25H
R53	0757-0379	1	1	RESISTOR 12.1 ±1% .125W TF TC=0±100	91637	CMF-55-1, T-1
R54	0757-0419	0	1	RESISTOR 681 ±1% .125W TF TC=0±100	19701	SFR25H
R55	0757-0416	7	1	RESISTOR 511 ±1% .125W TF TC=0±100	19701	SFR25H
R56	0698-4037	0	1	RESISTOR 46.4 ±1% .125W TF TC=0±100	19701	SFR25H
R57	0698-0084	9	1	RESISTOR 2.15K ±1% .125W TF TC=0±100	19701	SFR25H
R58	0698-0084	9	1	RESISTOR 2.15K ±1% .125W TF TC=0±100	19701	SFR25H
R59	0698-4037	0	1	RESISTOR 46.4 ±1% .125W TF TC=0±100	19701	SFR25H
R60	0698-4037	0	1	RESISTOR 46.4 ±1% .125W TF TC=0±100	19701	SFR25H
R61	0698-3154	0	1	RESISTOR 4.22K ±1% .125W TF TC=0±100	19701	SFR25H
R62	0757-0439	4	1	RESISTOR 6.81K ±1% .125W TF TC=0±100	19701	SFR25H
R63	0757-0439	4	1	RESISTOR 6.81K ±1% .125W TF TC=0±100	19701	SFR25H
R64	0757-0444	1	1	RESISTOR 12.1K ±1% .125W TF TC=0±100	19701	SFR25H
R66	0698-3156	2	1	RESISTOR 14.7K ±1% .125W TF TC=0±100	19701	SFR25H
R67	0698-3156	2	1	RESISTOR 14.7K ±1% .125W TF TC=0±100	19701	SFR25H
R68	0698-8416	7	1	RESISTOR 44K ±0.25% .125W TF TC=0±50	19701	5033R
R69	0757-0461	2	1	RESISTOR 68.1K ±1% .125W TF TC=0±100	19701	SFR25H
R70	0757-0280	3	1	RESISTOR 1K ±1% .125W TF TC=0±100	19701	SFR25H
R71	0698-0083	8	1	RESISTOR 1.96K ±1% .125W TF TC=0±100	19701	SFR25H
R72	0698-4037	0	1	RESISTOR 46.4 ±1% .125W TF TC=0±100	19701	SFR25H
R73	0698-4037	0	1	RESISTOR 46.4 ±1% .125W TF TC=0±100	19701	SFR25H
R74	0757-0421	4	1	RESISTOR 825 ±1% .125W TF TC=0±100	19701	SFR25H
R75	0698-4037	0	1	RESISTOR 46.4 ±1% .125W TF TC=0±100	19701	SFR25H
R76	0698-0083	8	1	RESISTOR 1.96K ±1% .125W TF TC=0±100	19701	SFR25H
R77	2100-3759	8	1	RESISTOR-TRMR 2K 10% TKF SIDE-ADJ 17-TRN	73138	67XR
R78	0698-4037	0	1	RESISTOR 46.4 ±1% .125W TF TC=0±100	19701	SFR25H
R79	0757-0421	4	1	RESISTOR 825 ±1% .125W TF TC=0±100	19701	SFR25H
R80	0757-0416	7	1	RESISTOR 511 ±1% .125W TF TC=0±100	19701	SFR25H
R81	0757-0416	7	1	RESISTOR 511 ±1% .125W TF TC=0±100	19701	SFR25H
R82	0698-4037	0	1	RESISTOR 46.4 ±1% .125W TF TC=0±100	19701	SFR25H
R83	0757-0442	9	1	RESISTOR 10K ±1% .125W TF TC=0±100	19701	SFR25H
R84	0757-0280	3	1	RESISTOR 1K ±1% .125W TF TC=0±100	19701	SFR25H
R85	0757-0280	3	1	RESISTOR 1K ±1% .125W TF TC=0±100	19701	SFR25H
R86	0757-0439	4	1	RESISTOR 6.81K ±1% .125W TF TC=0±100	19701	SFR25H
R88	0757-0442	9	1	RESISTOR 10K ±1% .125W TF TC=0±100	19701	SFR25H
R89	0757-0280	3	1	RESISTOR 1K ±1% .125W TF TC=0±100	19701	SFR25H
R91	0757-0317	7	1	RESISTOR 1.33K ±1% .125W TF TC=0±100	19701	SFR25H
R93	0757-0280	3	1	RESISTOR 1K ±1% .125W TF TC=0±100	19701	SFR25H
R94	0757-0274	5	1	RESISTOR 1.21K ±1% .125W TF TC=0±100	19701	SFR25H
R95	0757-0444	1	1	RESISTOR 12.1K ±1% .125W TF TC=0±100	19701	SFR25H
R96	0757-0458	7	1	RESISTOR 51.1K ±1% .125W TF TC=0±100	19701	SFR25H
R97	0757-0280	3	1	RESISTOR 1K ±1% .125W TF TC=0±100	19701	SFR25H
R98	0698-3444	1	1	RESISTOR 316 ±1% .125W TF TC=0±100	19701	SFR25H
R99	0698-3440	7	1	RESISTOR 196 ±1% .125W TF TC=0±100	19701	SFR25H
R100	0698-3447	4	1	RESISTOR 422 ±1% .125W TF TC=0±100	19701	SFR25H
R101	0757-0280	3	1	RESISTOR 1K ±1% .125W TF TC=0±100	19701	SFR25H
R102	0698-0083	8	1	RESISTOR 1.96K ±1% .125W TF TC=0±100	19701	SFR25H
R103	0757-0280	3	1	RESISTOR 1K ±1% .125W TF TC=0±100	19701	SFR25H
R104	0757-0280	3	1	RESISTOR 1K ±1% .125W TF TC=0±100	19701	SFR25H
R105	0757-0418	9	1	RESISTOR 619 ±1% .125W TF TC=0±100	19701	SFR25H
R106	0698-4037	0	1	RESISTOR 46.4 ±1% .125W TF TC=0±100	19701	SFR25H
R107	0698-4037	0	1	RESISTOR 46.4 ±1% .125W TF TC=0±100	19701	SFR25H
R108	0757-0465	6	1	RESISTOR 100K ±1% .125W TF TC=0±100	19701	SFR25H
R109	0698-3444	1	1	RESISTOR 316 ±1% .125W TF TC=0±100	19701	SFR25H
R110	0698-3444	1	1	RESISTOR 316 ±1% .125W TF TC=0±100	19701	SFR25H
TP1	0360-2359	0	1	TERMINAL TEST PT	4G819	230.100

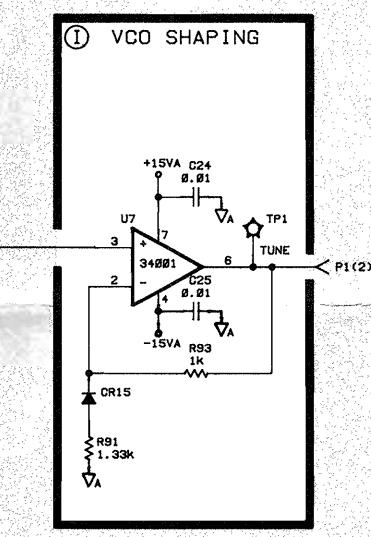
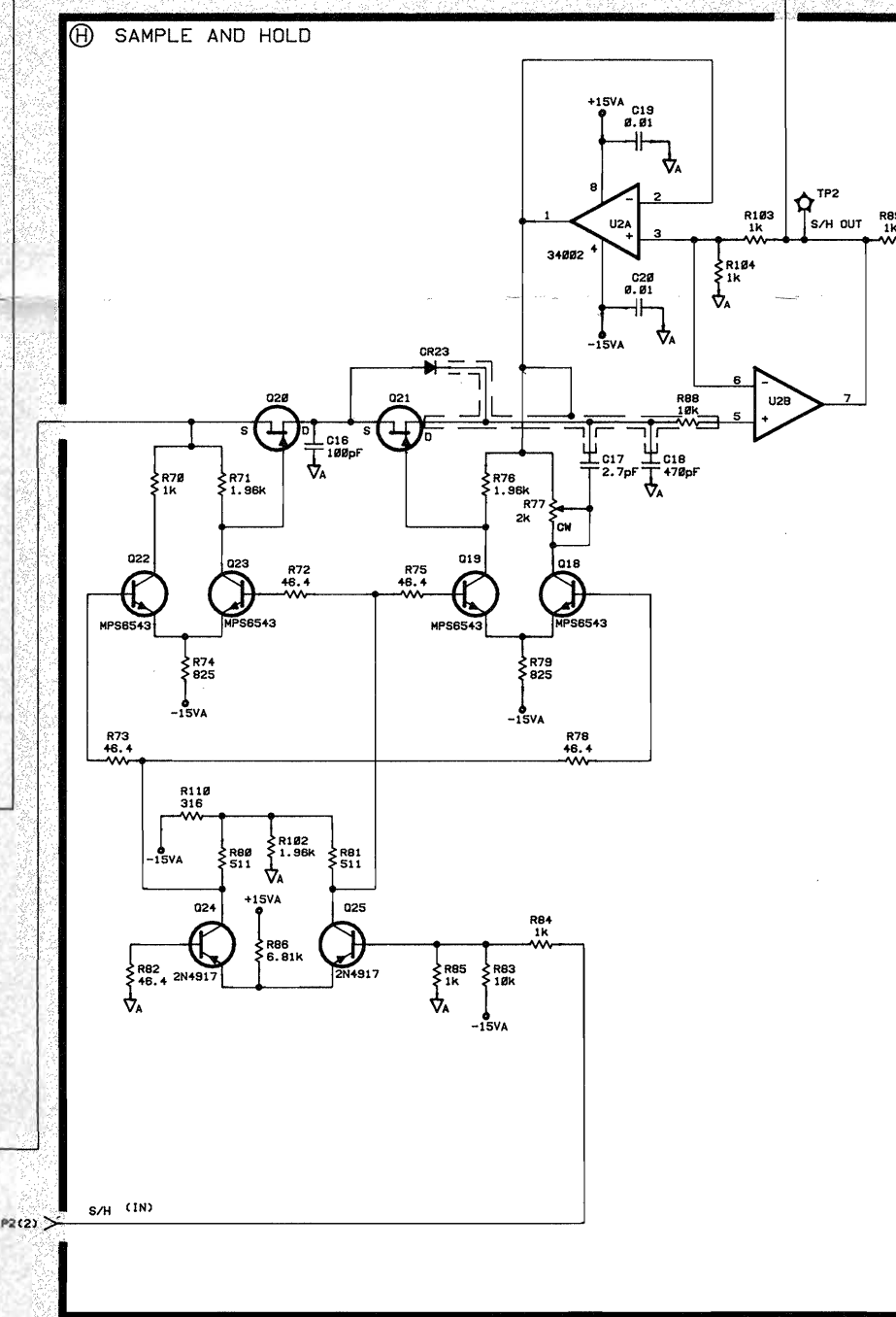
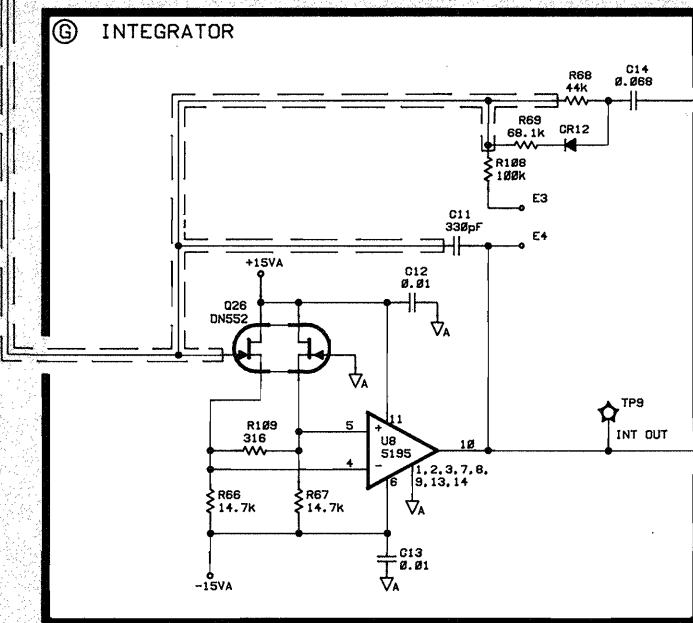
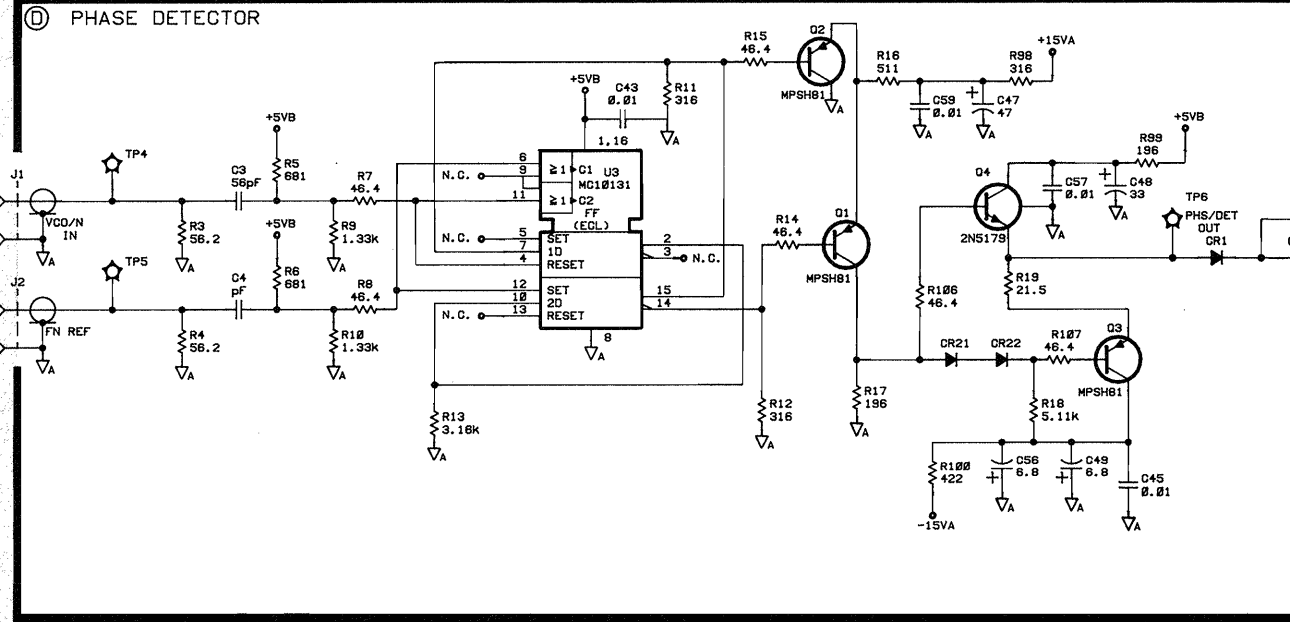
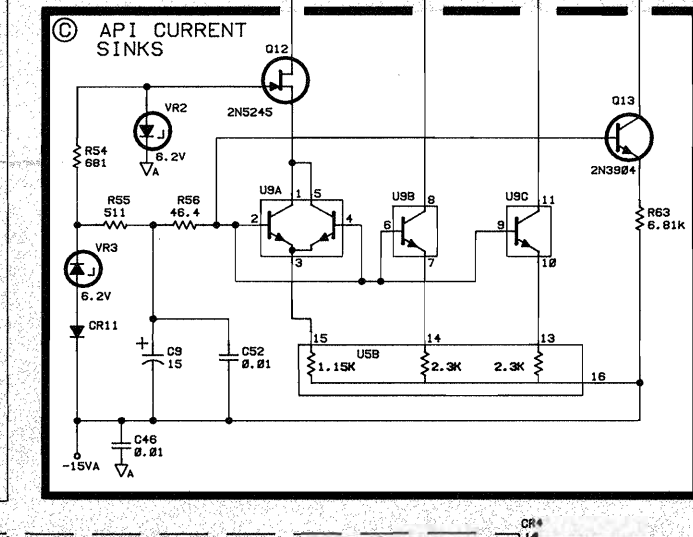
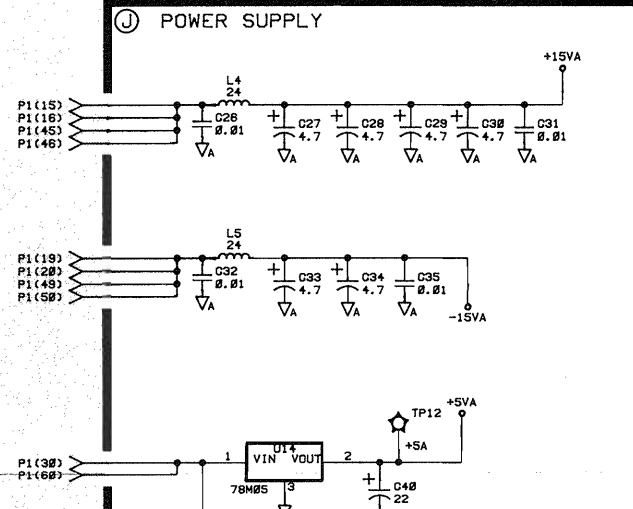
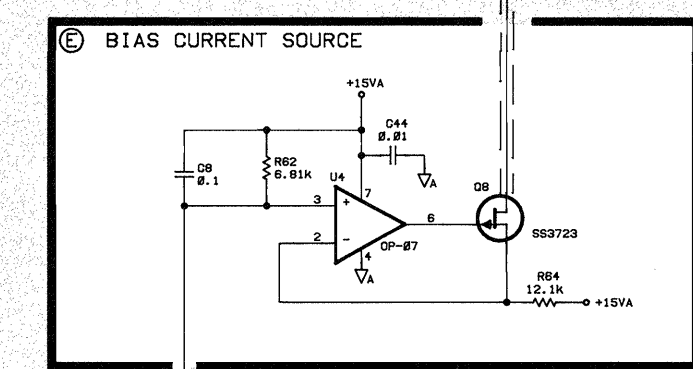
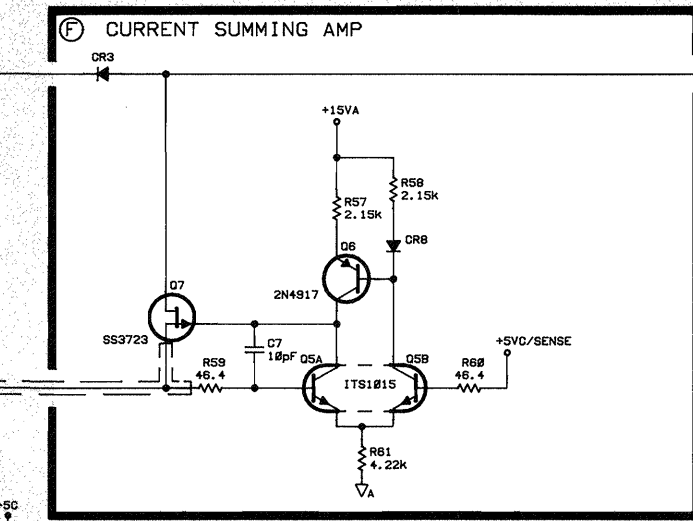
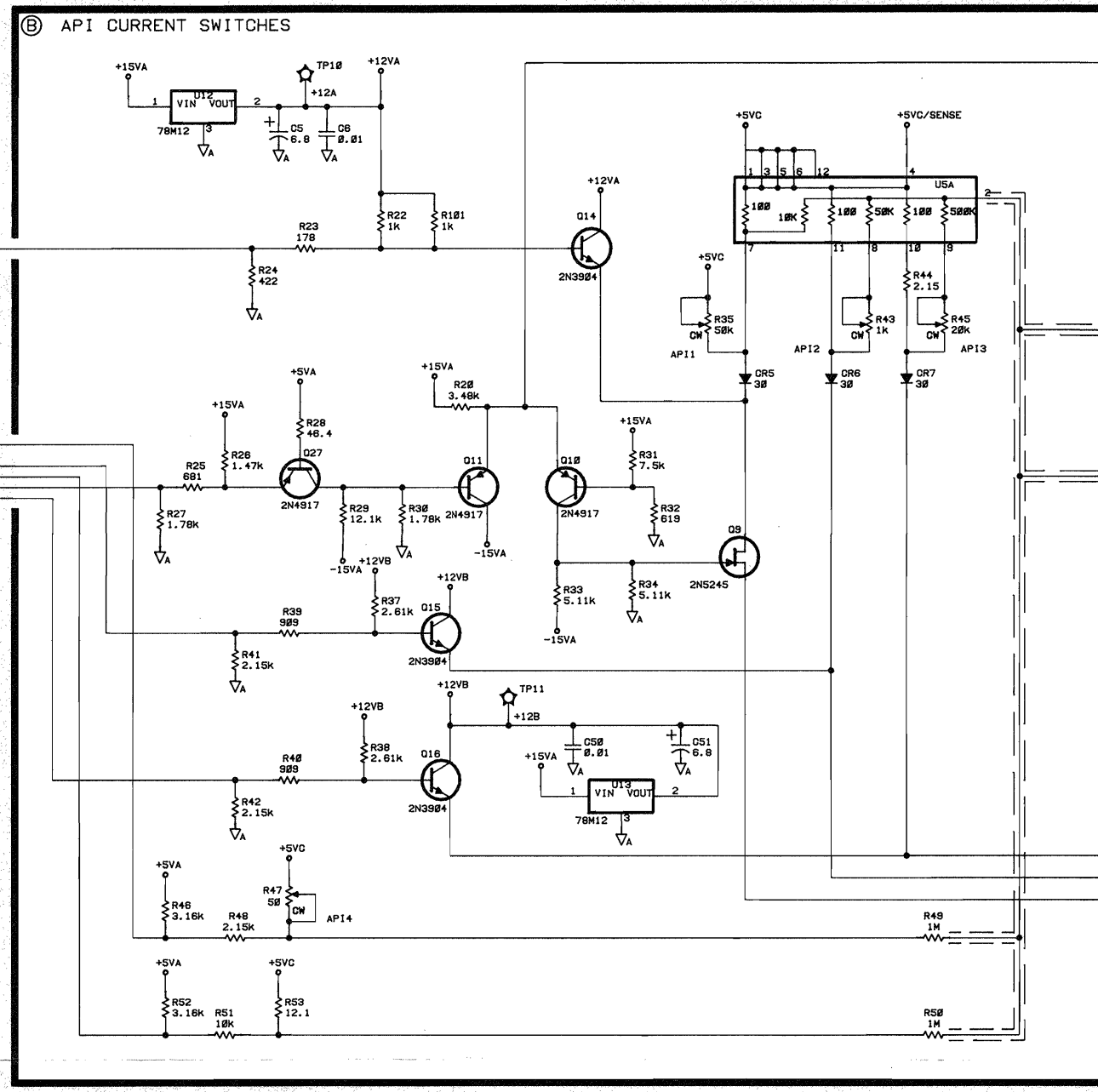
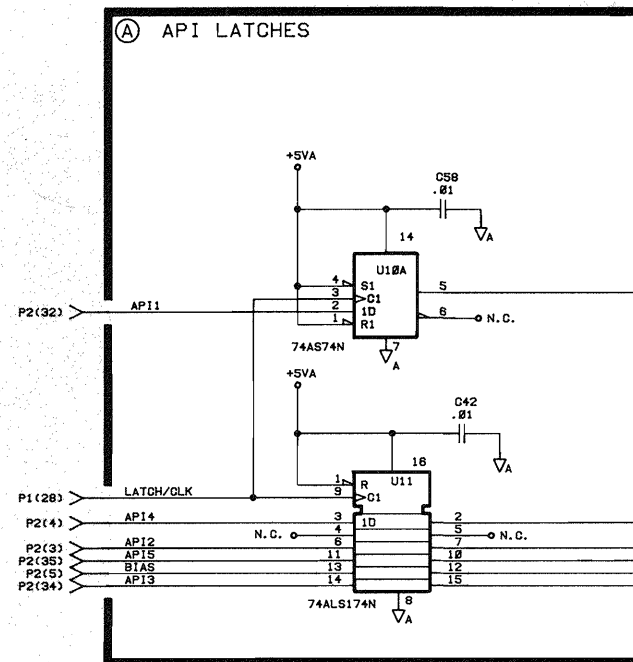
Replaceable Parts List for A13 Fractional-N Analog Assembly, part number 08753-60013 (4 of 4)

Reference Designation	HP Part Number	C D	Qty	Description	Mfr Code	Mfr Part Number
TP2	0360-2359	0	1	TERMINAL TEST PT	4G819	230.100
TP3	0360-2359	0	1	TERMINAL TEST PT	4G819	230.100
TP4	0360-2359	0	1	TERMINAL TEST PT	4G819	230.100
TP5	0360-2359	0	1	TERMINAL TEST PT	4G819	230.100
TP6	0360-2359	0	1	TERMINAL TEST PT	4G819	230.100
TP7	0360-2359	0	1	TERMINAL TEST PT	4G819	230.100
TP8	0360-2359	0	1	TERMINAL TEST PT	4G819	230.100
TP9	0360-2359	0	1	TERMINAL TEST PT	4G819	230.100
TP10	0360-2359	0	1	TERMINAL TEST PT	4G819	230.100
TP11	0360-2359	0	1	TERMINAL TEST PT	4G819	230.100
TP12	0360-2359	0	1	TERMINAL TEST PT	4G819	230.100
U1	1826-0367	5	1	IC V RGLTR-FXD-POS 4.8/5.2V TO-39 PKG	04713	MC78M05CG
U2	1826-0785	1	1	IC OP AMP LOW-BIAS-H-IMPD DUAL 8-DIP-C	04713	MC34002BU
U3	1820-0817	8	1	IC FF ECL D-M/S DUAL	04713	MC10131P
U4	1826-1048	1	1	IC OP AMP PRCN 8-DIP-C PKG	06685	OP-07CZ
U5	1810-0294	4	1	NETWORK-RESISTOR 16 PIN DIP	RES	28480
U6	1826-1048	1	1	IC OP AMP PRCN 8-DIP-C PKG	06685	OP-07CZ
U7	1826-0915	9	1	IC OP AMP LOW-BIAS-H-IMPD 8-DIP-C PKG	04713	MC34001BU
U8	1826-0700	0	1	IC OP AMP WB 14-DIP-C PKG	34371	HA1-5195-S
U9	1858-0032	8	1	TRANSISTOR ARRAY 14-PIN PLSTC DIP	27014	LM3146
U10	1820-3493	2	1	IC FF TTL AS D-TYPE POS-EDGE-TRIG PRESET	01295	SN74AS74N
U11	1820-3465	8	1	IC FF TTL ALS D-TYPE POS-EDGE-TRIG COM C	01295	SN74ALS174N
U12	1826-0226	5	1	IC V RGLTR-FXD-POS 11.5/12.5V TO-39 PKG	27014	UA78M12HC
U13	1826-0226	5	1	IC V RGLTR-FXD-POS 11.5/12.5V TO-39 PKG	27014	UA78M12HC
U14	1826-0367	5	1	IC V RGLTR-FXD-POS 4.8/5.2V TO-39 PKG	04713	MC78M05CG
VR1	1902-0686	3	1	DIODE-ZNR 6.2V 2% DO-7 PD= .4W TC= +.002%	04713	1N825
VR2	1902-0777	3	1	DIODE-ZNR 1N825 8.2V 5% DO-7 PD= .4W TC= +	04713	1N825
VR3	1902-0777	3	1	DIODE-ZNR 1N825 6.2V 5% DO-7 PD= .4W TC= +	04713	1N825
W1	8159-0005	0	1	RESISTOR-ZERO OHMS 22 AWG LEAD DIA	55210	L-2007-1
X1	1251-2229	3	2	CONNECTOR-SGL CONT SKT .033-IN-BSC-SZ	00779	1-331677-3



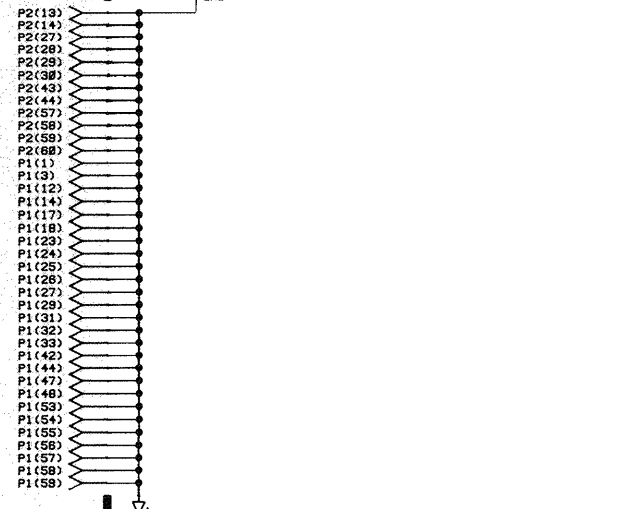
08753-60013

Component Location Diagram



NOTES: UNLESS OTHERWISE SPECIFIED.
 1. ALL RESISTOR VALUES ARE IN OHMS.
 2. ALL CAPACITOR VALUES ARE IN MICROFARADS.
 3. ALL INDUCTOR VALUES ARE IN MICROHENRIES.

REFERENCE DESIGNATORS	
LAST USED	NOT USED
DS8, CR23, J2, L5, P2, D27, R118, U14	D1, 2, 18, 15, 21, 22, C28, 1, 33, 54
VR3, W1, TP12	DR9, 18, 13, 14, 16, 17, CR16, 19, 28, E2, L1, L2, R1, 2, 21, 36, 65, R87, 99, 92



A14 Fractional-N Digital Assembly

Part Number 08753-60068

This section contains the replaceable parts list, component location diagram, and circuit schematic for the A14 fractional-N digital assembly, HP part number 08753-60068.

The original A14 assembly was HP part number 08753-60057. The change to the current 08753-60068 assembly was made to extend the RF shielding and reduce signal radiation from certain components. Three components (R4, C23, and C24 in the "VCO buffer" function block) were also added as a filter for a new signal line.

To use the 08753-60068 schematic to troubleshoot the 08753-60057 assembly, just ignore R4, C23, and C24 and the line from U15 pin 14 to U16C pin 10. In the 08753-60057, pins 9 and 10 of U16C are tied together.

Replaceable Parts List for A14 Fractional-N Digital Assembly, part number 08753-60068 (1 of 4)

Reference Designation	HP Part Number	C D	Qty	Description	Mfr Code	Mfr Part Number
C1	08753-60068	8	1	BD ASSY-F N DIG	28480	08753-60068
C2	0160-0572	1	1	CAP-FXD 2200pF 100 V	04222	SR201C222MAAH
C3	0160-5338	7	1	CAP-FXD 0.33uF 50 V	04222	SR305C334KAAH
C4	0160-4040	6	1	CAP-FXD 1000pF 100 V	04222	SR201A102JAAH
	0180-1746	5	1	CAP-FXD 15uF 20 V TA	56289	150D156X9020B2-DYS
C5	0160-3879	7	1	CAP-FXD 0.01uF 100 V	04222	SR201C103MAAH
C6	0160-3879	7	1	CAP-FXD 0.01uF 100 V	04222	SR201C103MAAH
C7	0160-4832	4	1	CAPACITOR-FXD .01UF ± 10% 100VDC CER	04222	SA101C103KAAH
C8	0160-4535	4	1	CAP-FXD 1uF 50 V		RPE113-130X7R105K50V
C9	0160-4805	1	1	CAP-FXD 47pF 100 V	04222	SA102A470JAAH
C10	0160-4808	4	1	CAP-FXD 470pF 100 V	04222	SA101A471JAAH
C11	0160-4801	7	1	CAP-FXD 100pF 100 V	04222	SA102A101JAAH
C12	0160-3879	7	1	CAP-FXD 0.01uF 100 V	04222	SR201C103MAAH
C13	0160-3879	7	1	CAP-FXD 0.01uF 100 V	04222	SR201C103MAAH
C14	0160-3879	7	1	CAP-FXD 0.01uF 100 V	04222	SR201C103MAAH
C15	0160-4832	4	1	CAPACITOR-FXD .01UF ± 10% 100VDC CER	04222	SA101C103KAAH
C16	0160-4832	4	1	CAPACITOR-FXD .01UF ± 10% 100VDC CER	04222	SA101C103KAAH
C17	0160-3879	7	1	CAP-FXD 0.01uF 100 V	04222	SR201C103MAAH
C18	0160-4832	4	1	CAPACITOR-FXD .01UF ± 10% 100VDC CER	04222	SA101C103KAAH
C19	0160-4801	7	1	CAP-FXD 100pF 100 V	04222	SA102A101JAAH
C20	0160-3879	7	1	CAP-FXD 0.01uF 100 V	04222	SR201C103MAAH
C21	0160-4832	4	1	CAPACITOR-FXD .01UF ± 10% 100VDC CER	04222	SA101C103KAAH
C22	0160-3879	7	1	CAP-FXD 0.01uF 100 V	04222	SR201C103MAAH
C23	0160-3879	7	1	CAP-FXD 0.01uF 100 V	04222	SR201C103MAAH
C24	0160-3879	7	1	CAP-FXD 0.01uF 100 V	04222	SR201C103MAAH
C25	0160-3879	7	1	CAP-FXD 0.01uF 100 V	04222	SR201C103MAAH
C26	0160-3879	7	1	CAP-FXD 0.01uF 100 V	04222	SR201C103MAAH
C27	0160-4832	4	1	CAPACITOR-FXD .01UF ± 10% 100VDC CER	04222	SA101C103KAAH
C28	0160-4804	0	1	CAP-FXD 56pF 100 V	04222	SA102A560JAAH
C29	0160-3879	7	1	CAP-FXD 0.01uF 100 V	04222	SR201C103MAAH
C31	0160-3879	7	1	CAP-FXD 0.01uF 100 V	04222	SR201C103MAAH
C32	0180-1746	5	1	CAP-FXD 15uF 20 V TA	56289	150D156X9020B2-DYS
C33	0160-4832	4	1	CAPACITOR-FXD .01UF ± 10% 100VDC CER	04222	SA101C103KAAH
C34	0160-4811	9	1	CAP-FXD 270pF 100 V	04222	SA101A271JAAH
C35	0160-4832	4	1	CAPACITOR-FXD .01UF ± 10% 100VDC CER	04222	SA101C103KAAH
C36	0160-3879	7	1	CAP-FXD 0.01uF 100 V	04222	SR201C103MAAH
C37	0160-4832	4	1	CAPACITOR-FXD .01UF ± 10% 100VDC CER	04222	SA101C103KAAH
C38	0160-4832	4	1	CAPACITOR-FXD .01UF ± 10% 100VDC CER	04222	SA101C103KAAH
C39	0180-0228	6	1	CAP-FXD 22uF 15 V TA	56289	150D226X9015B2-DYS
C40	0160-4832	4	1	CAPACITOR-FXD .01UF ± 10% 100VDC CER	04222	SA101C103KAAH
C41	0160-4832	4	1	CAPACITOR-FXD .01UF ± 10% 100VDC CER	04222	SA101C103KAAH
C42	0180-1731	8	1	CAP-FXD 4.7uF 50 V TA	56289	150D475X9050B2-DYS
C43	0160-4832	4	1	CAPACITOR-FXD .01UF ± 10% 100VDC CER	04222	SA101C103KAAH
C44	0180-1731	8	1	CAP-FXD 4.7uF 50 V TA	56289	150D475X9050B2-DYS
C45	0160-4832	4	1	CAPACITOR-FXD .01UF ± 10% 100VDC CER	04222	SA101C103KAAH
C46	0160-4832	4	1	CAPACITOR-FXD .01UF ± 10% 100VDC CER	04222	SA101C103KAAH
C47	0180-0228	6	1	CAP-FXD 22uF 15 V TA	56289	150D226X9015B2-DYS
C48	0180-0228	6	1	CAP-FXD 22uF 15 V TA	56289	150D226X9015B2-DYS
C49	0160-4832	4	1	CAPACITOR-FXD .01UF ± 10% 100VDC CER	04222	SA101C103KAAH
C50	0160-4832	4	1	CAPACITOR-FXD .01UF ± 10% 100VDC CER	04222	SA101C103KAAH
C51	0160-4832	4	1	CAPACITOR-FXD .01UF ± 10% 100VDC CER	04222	SA101C103KAAH
C52	0160-4832	4	1	CAPACITOR-FXD .01UF ± 10% 100VDC CER	04222	SA101C103KAAH
C53	0160-4832	4	1	CAPACITOR-FXD .01UF ± 10% 100VDC CER	04222	SA101C103KAAH
C54	0160-4832	4	1	CAPACITOR-FXD .01UF ± 10% 100VDC CER	04222	SA101C103KAAH
C55	0160-4832	4	1	CAPACITOR-FXD .01UF ± 10% 100VDC CER	04222	SA101C103KAAH
C56	0160-4832	4	1	CAPACITOR-FXD .01UF ± 10% 100VDC CER	04222	SA101C103KAAH
C57	0160-4832	4	1	CAPACITOR-FXD .01UF ± 10% 100VDC CER	04222	SA101C103KAAH
C58	0160-4832	4	1	CAPACITOR-FXD .01UF ± 10% 100VDC CER	04222	SA101C103KAAH
C59	0160-4832	4	1	CAPACITOR-FXD .01UF ± 10% 100VDC CER	04222	SA101C103KAAH
C60	0160-4832	4	1	CAPACITOR-FXD .01UF ± 10% 100VDC CER	04222	SA101C103KAAH
C61	0160-4832	4	1	CAPACITOR-FXD .01UF ± 10% 100VDC CER	04222	SA101C103KAAH
C62	0160-4832	4	1	CAPACITOR-FXD .01UF ± 10% 100VDC CER	04222	SA101C103KAAH
C63	0160-4832	4	1	CAPACITOR-FXD .01UF ± 10% 100VDC CER	04222	SA101C103KAAH
C64	0160-4832	4	1	CAPACITOR-FXD .01UF ± 10% 100VDC CER	04222	SA101C103KAAH
C65	0160-4832	4	1	CAPACITOR-FXD .01UF ± 10% 100VDC CER	04222	SA101C103KAAH
C66	0160-4832	4	1	CAPACITOR-FXD .01UF ± 10% 100VDC CER	04222	SA101C103KAAH
C67	0160-4832	4	1	CAPACITOR-FXD .01UF ± 10% 100VDC CER	04222	SA101C103KAAH
C68	0180-2205	3	1	CAP-FXD 0.33uF 35 V TA	56289	150D334X9035A2-DYS
C70	0160-3879	7	1	CAP-FXD 0.01uF 100 V	04222	SR201C103MAAH
C71	0180-1731	8	1	CAP-FXD 4.7uF 50 V TA	56289	150D475X9050B2-DYS
C72	0180-0228	6	1	CAP-FXD 22uF 15 V TA	56289	150D226X9015B2-DYS

Replaceable Parts List for A14 Fractional-N Digital Assembly, part number 08753-60068 (2 of 4)

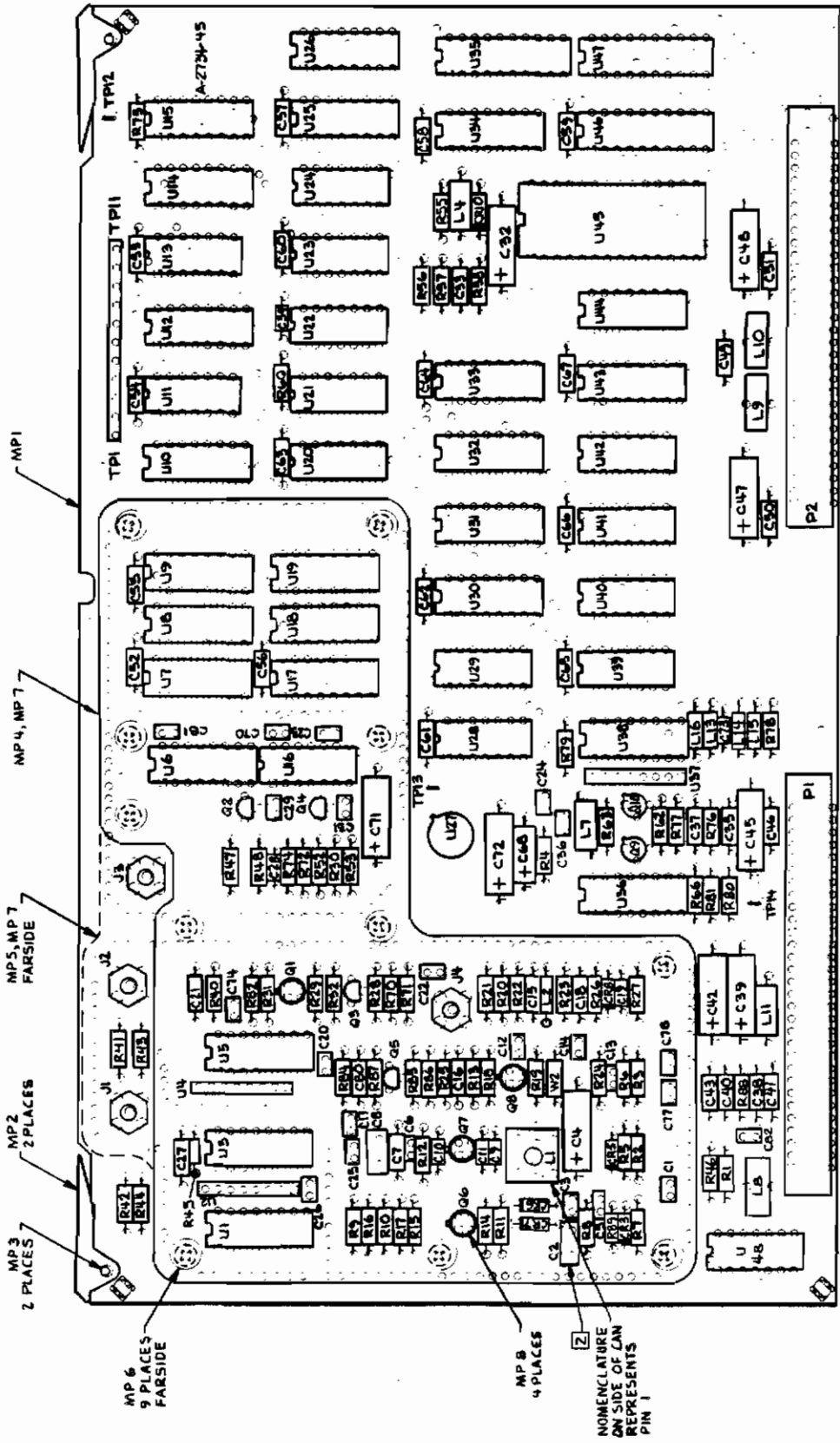
Reference Designation	HP Part Number	C D	Qty	Description	Mfr Code	Mfr Part Number
C73	0160-4787	8	1	CAP-FXD 22pF 100 V	04222	SA102A220JAAH
C74	0160-3879	7	1	CAP-FXD 0.01uF 100 V	04222	SR201C103MAAH
C77	0160-3879	7	1	CAP-FXD 0.01uF 100 V	04222	SR201C103MAAH
C78	0160-3879	7	1	CAP-FXD 0.01uF 100 V	04222	SR201C103MAAH
C80	0160-4832	4	1	CAPACITOR-FXD .01UF ±10% 100VDC CER	04222	SA101C103KAAH
C81	0160-3879	7	1	CAP-FXD 0.01uF 100 V	04222	SR201C103MAAH
C82	0160-3879	7	1	CAP-FXD 0.01uF 100 V	04222	SR201C103MAAH
CR3	1901-0518	8	1	DIODE-SCHOTTKY SM SIG	28480	
CR5	1901-0518	8	1	DIODE-SCHOTTKY SM SIG	28480	
CR6	0122-0162	5	1	DIODE-VVC 29PF 10% BVR=30V	25403	BB809
CR7	0122-0162	5	1	DIODE-VVC 29PF 10% BVR=30V	25403	BB809
CR8	1901-0518	8	1	DIODE-SCHOTTKY SM SIG	28480	
CR10	1902-3024	9	1	DIODE-ZNR 2.87V 5% DO-7 PD=.4W TC=-.07%	04713	
J1	1250-0257	1	1	CONNECTOR-RF SMB M PC 50-OHM	98291	51-051-0169-226
J2	1250-0257	1	1	CONNECTOR-RF SMB M PC 50-OHM	98291	51-051-0169-226
J3	1250-0257	1	1	CONNECTOR-RF SMB M PC 50-OHM	98291	51-051-0169-226
J4	1250-0257	1	1	CONNECTOR-RF SMB M PC 50-OHM	98291	51-051-0169-226
L1	9140-0460	3	1	COIL-VAR 351NH-429NH Q=120 PC-MTG		HP.39T
L2	9100-2258	7	1	INDUCTOR RF-CH-MLD 1.2UH ±10% .105D-INX	99800	1025-22
L4	9100-1822	7	1	INDUCTOR RF-CH-MLD 24UH ±5% .166D-INX.3	99800	1537-46
L7	9100-1788	6	1	CORE-FERRITE CHOKE-WIDEBAND IMP:680	02114	VK200 20/4B
L8	08503-80001	9	1	LBL WRN CAUTION	28480	08503-80001
L9	08503-80001	9	1	LBL WRN CAUTION	28480	08503-80001
L10	08503-80001	9	1	LBL WRN CAUTION	28480	08503-80001
L11	9100-1622	7	1	INDUCTOR RF-CH-MLD 24UH ±5% .166D-INX.3	99800	1537-46
L13	9100-2261	2	1	INDUCTOR RF-CH-MLD 2.7UH ±10% .105D-INX	99800	1025-30
L14	9100-2258	7	1	INDUCTOR RF-CH-MLD 1.2UH ±10% .105D-INX	99800	1025-22
L15	9100-2258	7	1	INDUCTOR RF-CH-MLD 1.2UH ±10% .105D-INX	99800	1025-22
L16	9100-2261	2	1	INDUCTOR RF-CH-MLD 2.7UH ±10% .105D-INX	99800	1025-30
MP1	08753-20068	4	1	BD-FRAC-N DGTL	28480	08753-20068
MP2	4040-0752	9	2	EXTR-PC BD YEL POLYC .062-IN-BD-THKNS 1-		
MP3	1480-0073	8	2	PIN-ROLL .062-IN-DIA .25-IN-LG BE-CU	72962	99-012-062-0250
MP4	08753-20077	5	1	CSTG-TOP PD SHLD	28480	08753-20077
MP5	08753-20078	6	1	CSTG-BOT PS SHLD	28480	08753-20078
MP6	0515-1429	2	11	SCREW-MACH M3 X 0.5 12MM-LG		
MP7	8160-0512	7	5	RFI D STRIP CNDCT-ELSTMR .062-IN-WD	18585	10-05-4699-1285 CHO-SEAL
MP8	1200-0172	4	4	INSULATOR-XSTR DAP-GL	07047	10042-DAP
P1	1251-8912	3	1	CONN-POST TYPE .100-PIN-SPCG 60-CONT	00779	534204-5
P2	1251-8912	3	1	CONN-POST TYPE .100-PIN-SPCG 60-CONT	00779	534204-5
Q1	1854-0345	8	1	TRANSISTOR NPN 2N5179 SI TO-72 PD=200MW	04713	2N5179
Q2	1853-0448	0	1	TRANSISTOR PNP SI TO-92 PD=625MW	04713	MPSH81
Q3	1853-0448	0	1	TRANSISTOR PNP SI TO-92 PD=625MW	04713	MPSH81
Q4	1853-0448	0	1	TRANSISTOR PNP SI TO-92 PD=625MW	04713	MPSH81
Q5	1853-0448	0	1	TRANSISTOR PNP SI TO-92 PD=625MW	04713	MPSH81
Q6	1854-0345	8	1	TRANSISTOR NPN 2N5179 SI TO-72 PD=200MW	04713	2N5179
Q7	1854-0345	8	1	TRANSISTOR NPN 2N5179 SI TO-72 PD=200MW	04713	2N5179
Q8	1854-0345	8	1	TRANSISTOR NPN 2N5179 SI TO-72 PD=200MW	04713	2N5179
Q9	1853-0007	7	1	TRANSISTOR PNP 2N3251 SI TO-18 PD=360MW	04713	2N3251
Q10	1853-0007	7	1	TRANSISTOR PNP 2N3251 SI TO-18 PD=360MW	04713	2N3251
R1	0757-0442	9	1	RESISTOR 10K ±1% .125W TF TC=0 ±100	19701	SFR25H
R2	0757-0442	9	1	RESISTOR 10K ±1% .125W TF TC=0 ±100	19701	SFR25H
R3	0757-0442	9	1	RESISTOR 10K ±1% .125W TF TC=0 ±100	19701	SFR25H
R4	0698-3440	7	1	RESISTOR 196 ±1% .125W TF TC=0 ±100	19701	SFR25H
R5	0757-0441	8	1	RESISTOR 8.25K ±1% .125W TF TC=0 ±100	19701	SFR25H
R6	0757-0418	9	1	RESISTOR 619 ±1% .125W TF TC=0 ±100	19701	SFR25H
R7	0757-0279	0	1	RESISTOR 3.16K ±1% .125W TF TC=0 ±100	19701	SFR25H
R8	0698-3440	7	1	RESISTOR 196 ±1% .125W TF TC=0 ±100	19701	SFR25H
R9	0757-0452	1	1	RESISTOR 27.4K ±1% .125W TF TC=0 ±100	19701	SFR25H
R10	0757-0438	3	1	RESISTOR 5.11K ±1% .125W TF TC=0 ±100	19701	SFR25H
R11	0757-0442	9	1	RESISTOR 10K ±1% .125W TF TC=0 ±100	19701	SFR25H
R12	0757-0401	0	1	RESISTOR 100 ±1% .125W TF TC=0 ±100	19701	SFR25H
R13	0757-0280	3	1	RESISTOR 1K ±1% .125W TF TC=0 ±100	19701	SFR25H
R14	0757-0401	0	1	RESISTOR 100 ±1% .125W TF TC=0 ±100	19701	SFR25H
R15	0757-0394	0	1	RESISTOR 51.1 ±1% .125W TF TC=0 ±100	19701	SFR25H
R16	0757-0280	3	1	RESISTOR 1K ±1% .125W TF TC=0 ±100	19701	SFR25H
R17	0757-0280	3	1	RESISTOR 1K ±1% .125W TF TC=0 ±100	19701	SFR25H
R18	0757-0280	3	1	RESISTOR 1K ±1% .125W TF TC=0 ±100	19701	SFR25H
R19	0757-0401	0	1	RESISTOR 100 ±1% .125W TF TC=0 ±100	19701	SFR25H
R20	0757-0442	9	1	RESISTOR 10K ±1% .125W TF TC=0 ±100	19701	SFR25H
R21	0757-0438	3	1	RESISTOR 5.11K ±1% .125W TF TC=0 ±100	19701	SFR25H

Replaceable Parts List for A14 Fractional-N Digital Assembly, part number 08753-60068 (3 of 4)

Reference Designation	HP Part Number	C	D	Qty	Description	Mfr Code	Mfr Part Number
R22	0698-0083	8		1	RESISTOR 1.96K ±1% .125W TF TC=0±100	19701	SFR25H
R23	0757-0280	3		1	RESISTOR 1K ±1% .125W TF TC=0±100	19701	SFR25H
R24	0698-3430	5		1	RESISTOR 21.5 ±1% .125W TF TC=0±100	19701	SFR25H
R25	0757-0416	7		1	RESISTOR 511 ±1% .125W TF TC=0±100	19701	SFR25H
R26	0757-0401	0		1	RESISTOR 100 ±1% .125W TF TC=0±100	19701	SFR25H
R27	0757-0442	9		1	RESISTOR 10K ±1% .125W TF TC=0±100	19701	SFR25H
R28	0698-4037	0		1	RESISTOR 46.4 ±1% .125W TF TC=0±100	19701	SFR25H
R29	0757-0401	0		1	RESISTOR 100 ±1% .125W TF TC=0±100	19701	SFR25H
R30	0698-4037	0		1	RESISTOR 46.4 ±1% .125W TF TC=0±100	19701	SFR25H
R31	0757-0417	8		1	RESISTOR 562 ±1% .125W TF TC=0±100	19701	SFR25H
R32	0757-0420	3		1	RESISTOR 750 ±1% .125W TF TC=0±100	19701	SFR25H
R40	0698-4037	0		1	RESISTOR 46.4 ±1% .125W TF TC=0±100	19701	SFR25H
R41	0757-0280	3		1	RESISTOR 1K ±1% .125W TF TC=0±100	19701	SFR25H
R42	0757-0280	3		1	RESISTOR 1K ±1% .125W TF TC=0±100	19701	SFR25H
R43	0757-0280	3		1	RESISTOR 1K ±1% .125W TF TC=0±100	19701	SFR25H
R44	0757-0280	3		1	RESISTOR 1K ±1% .125W TF TC=0±100	19701	SFR25H
R45	0698-7204	9		1	RESISTOR 46.4 ±1% .05W TF TC=0±100	19701	5063J
R46	0757-0420	3		1	RESISTOR 750 ±1% .125W TF TC=0±100	19701	SFR25H
R47	0757-0398	4		1	RESISTOR 75 ±1% .125W TF TC=0±100	19701	SFR25H
R48	0757-0394	0		1	RESISTOR 51.1 ±1% .125W TF TC=0±100	19701	SFR25H
R52	0698-0085	0		1	RESISTOR 2.61K ±1% .125W TF TC=0±100	19701	SFR25H
R53	0757-0416	7		1	RESISTOR 511 ±1% .125W TF TC=0±100	19701	SFR25H
R55	0757-0420	3		1	RESISTOR 750 ±1% .125W TF TC=0±100	19701	SFR25H
R56	0757-0420	3		1	RESISTOR 750 ±1% .125W TF TC=0±100	19701	SFR25H
R57	0757-0444	1		1	RESISTOR 12.1K ±1% .125W TF TC=0±100	19701	SFR25H
R58	0698-0083	8		1	RESISTOR 1.96K ±1% .125W TF TC=0±100	19701	SFR25H
R60	0757-0401	0		1	RESISTOR 100 ±1% .125W TF TC=0±100	19701	SFR25H
R62	0757-0280	3		1	RESISTOR 1K ±1% .125W TF TC=0±100	19701	SFR25H
R63	0757-0398	4		1	RESISTOR 75 ±1% .125W TF TC=0±100	19701	SFR25H
R66	0757-0401	0		1	RESISTOR 100 ±1% .125W TF TC=0±100	19701	SFR25H
R70	0757-0438	3		1	RESISTOR 5.11K ±1% .125W TF TC=0±100	19701	SFR25H
R71	0698-0085	0		1	RESISTOR 2.61K ±1% .125W TF TC=0±100	19701	SFR25H
R72	0698-3444	1		1	RESISTOR 318 ±1% .125W TF TC=0±100	19701	SFR25H
R74	0698-3446	3		1	RESISTOR 383 ±1% .125W TF TC=0±100	19701	SFR25H
R75	0757-0438	3		1	RESISTOR 5.11K ±1% .125W TF TC=0±100	19701	SFR25H
R76	0757-0280	3		1	RESISTOR 1K ±1% .125W TF TC=0±100	19701	SFR25H
R77	0757-0280	3		1	RESISTOR 1K ±1% .125W TF TC=0±100	19701	SFR25H
R78	0757-0416	7		1	RESISTOR 511 ±1% .125W TF TC=0±100	19701	SFR25H
R79	0698-3446	3		1	RESISTOR 383 ±1% .125W TF TC=0±100	19701	SFR25H
R80	0698-6320	8		1	RESISTOR 5K ±0.1% .125W TF TC=0±25	91637	CMF-55-1, T-9
R81	0698-6360	6		1	RESISTOR 10K ±0.1% .125W TF TC=0±25	19701	5033R
R82	0698-4037	0		1	RESISTOR 46.4 ±1% .125W TF TC=0±100	19701	SFR25H
R84	0757-0401	0		1	RESISTOR 100 ±1% .125W TF TC=0±100	19701	SFR25H
R85	0698-3445	2		1	RESISTOR 348 ±1% .125W TF TC=0±100	19701	SFR25H
R86	0698-3132	4		1	RESISTOR 261 ±1% .125W TF TC=0±100	19701	SFR25H
R87	0698-0084	9		1	RESISTOR 2.15K ±1% .125W TF TC=0±100	19701	SFR25H
R88	0698-8820	7		1	RESISTOR 4.64 ±1% .125W TF TC=0±100	91637	CMF-55-1
R89	0698-7226	5		1	RESISTOR 383 ±1% .05W TF TC=0±100	19701	5063J
TP1	1251-6370	3			CONN-POST TYPE .150-PIN-SPCG 11-CONT	00779	1-87221-0
TP2	1251-6370	3			CONN-POST TYPE .150-PIN-SPCG 11-CONT	00779	1-87221-0
TP3	1251-6370	3			CONN-POST TYPE .150-PIN-SPCG 11-CONT	00779	1-87221-0
TP4	1251-6370	3			CONN-POST TYPE .150-PIN-SPCG 11-CONT	00779	1-87221-0
TP5	1251-6370	3			CONN-POST TYPE .150-PIN-SPCG 11-CONT	00779	1-87221-0
TP6	1251-6370	3			CONN-POST TYPE .150-PIN-SPCG 11-CONT	00779	1-87221-0
TP7	1251-6370	3			CONN-POST TYPE .150-PIN-SPCG 11-CONT	00779	1-87221-0
TP8	1251-6370	3			CONN-POST TYPE .150-PIN-SPCG 11-CONT	00779	1-87221-0
TP9	1251-6370	3			CONN-POST TYPE .150-PIN-SPCG 11-CONT	00779	1-87221-0
TP10	1251-6370	3			CONN-POST TYPE .150-PIN-SPCG 11-CONT	00779	1-87221-0
TP11	1251-6370	3			CONN-POST TYPE .150-PIN-SPCG 11-CONT	00779	1-87221-0
TP12	0360-2359	0		1	TERMINAL TEST PT	4G819	230.100
TP13	0360-2359	0		1	TERMINAL TEST PT	4G819	230.100
TP14	0360-2359	0		1	TERMINAL TEST PT	4G819	230.100
U1	1820-0820	3		1	IC FF ECL J-BAR K-BAR COM CLOCK DUAL	04713	MC10135L
U2	1810-0332	1		1	NETWORK-RES 8-SIP 680.0 OHM X 7	11236	750-81
U3	1820-0802	1		1	IC GATE ECL NOR QUAD 2-INP	04713	MC10102P
U4	1810-0332	1		1	NETWORK-RES 8-SIP 680.0 OHM X 7	11236	750-81
U5	1820-3666	1		1	IC RCVR ECL LINE RCVR QUAD	04713	MC10115P
U6	1820-2694	3		1	IC FF TTL F J-K NEG-EDGE-TRIG PRESET/CLE	18324	74F112N
U7	1820-2694	3		1	IC FF TTL F J-K NEG-EDGE-TRIG PRESET/CLE	18324	74F112N
U8	1820-2694	3		1	IC FF TTL F J-K NEG-EDGE-TRIG PRESET/CLE	18324	74F112N

Replaceable Parts List for A14 Fractional-N Digital Assembly, part number 08753-60068 (4 of 4)

Reference Designation	HP Part Number	C D	Qty	Description	Mfr Code	Mfr Part Number
U9	1820-2694	3	1	IC FF TTL F J-K NEG-EDGE-TRIG PRESET/CLE	18324	74F112N
U10	1820-2244	9	1	IC FF TTL LS D-TYPE POS-EDGE-TRIG COM CL	01295	SN74LS379N
U11	1820-2656	7	1	IC GATE TTL ALS NAND QUAD 2-INP	01295	SN74ALS00AN
U12	1820-2772	8	1	IC FF TTL ALS J-K NEG-EDGE-TRIG PRESET/C	01295	SN74ALS112AN
U13	1820-2488	3	1	IC FF TTL ALS D-TYPE POS-EDGE-TRIG PRESE	01295	SN74ALS74AN
U14	1820-2694	3	1	IC FF TTL F J-K NEG-EDGE-TRIG PRESET/CLE	18324	74F112N
U15	1820-3397	5	1	IC MUXR/DATA-SEL TTL ALS 4-TO-1-LINE DUA	01295	SN74ALS153N
U16	1820-0681	4	1	IC GATE TTL S NAND QUAD 2-INP	01295	SN74S00N
U17	1820-2694	3	1	IC FF TTL F J-K NEG-EDGE-TRIG PRESET/CLE	18324	74F112N
U18	1820-2694	3	1	IC FF TTL F J-K NEG-EDGE-TRIG PRESET/CLE	18324	74F112N
U19	1820-2694	3	1	IC FF TTL F J-K NEG-EDGE-TRIG PRESET/CLE	18324	74F112N
U20	1820-3608	1	1	IC INV TTL AS HEX	01295	SN74AS04N
U21	1820-3591	1	1	IC GATE TTL AS NAND QUAD 2-INP	01295	SN74AS00N
U22	1820-3591	1	1	IC GATE TTL AS NAND QUAD 2-INP	01295	SN74AS00N
U23	1820-2739	7	1	IC GATE TTL ALS NOR QUAD 2-INP	01295	SN74ALS02N
U24	1820-2488	3	1	IC FF TTL ALS D-TYPE POS-EDGE-TRIG PRESE	01295	SN74ALS74AN
U25	1820-3144	0	1	IC CNTR TTL LS BIN SYNCHRO POS-EDGE-TRIG	01295	SN74LS590N
U26	1820-3144	0	1	IC CNTR TTL LS BIN SYNCHRO POS-EDGE-TRIG	01295	SN74LS590N
U27	1826-0367	5	1	IC V RGLTR-FXD-POS 4.8/5.2V TO-39 PKG	04713	MC78M05CG
U28	1820-2739	7	1	IC GATE TTL ALS NOR QUAD 2-INP	01295	SN74ALS02N
U29	1820-3493	2	1	IC FF TTL AS D-TYPE POS-EDGE-TRIG PRESET	01295	SN74AS74N
U30	1820-2694	3	1	IC FF TTL F J-K NEG-EDGE-TRIG PRESET/CLE	18324	74F112N
U31	1820-2694	3	1	IC FF TTL F J-K NEG-EDGE-TRIG PRESET/CLE	18324	74F112N
U32	1820-3763	9	1	IC CNTR TTL ALS DECD UP/DOWN SYNCHRO POS	01295	SN74ALS190N
U33	1820-3763	9	1	IC CNTR TTL ALS DECD UP/DOWN SYNCHRO POS	01295	SN74ALS190N
U34	1820-3100	8	1	IC DCDR TTL ALS BIN 3-TO-8-LINE 3-INP	01295	SN74ALS138N
U35	1820-3082	5	1	IC FF CMOS/74HC D-TYPE POS-EDGE-TRIG OCT	04713	MC74HC374N
U36	1826-0605	4	1	ANALOG MULTIPLEXER 8 CHNL 16 -CERDIP	17856	DG508ABK
U37	1810-0332	1	1	NETWORK-RES 8-SIP 880.0 OHM X 7	11236	750-81
U38	1820-1308	4	1	IC RCVR ECL LINE RCVR TPL 2-INP	04713	MC10116L
U39	1820-3591	1	1	IC GATE TTL AS NAND QUAD 2-INP	01295	SN74AS00N
U40	1820-3493	2	1	IC FF TTL AS D-TYPE POS-EDGE-TRIG PRESET	01295	SN74AS74N
U41	1820-3591	1	1	IC GATE TTL AS NAND QUAD 2-INP	01295	SN74AS00N
U42	1820-3729	7	1	IC GATE TTL AS NOR QUAD 2-INP	01295	SN74AS02N
U43	1820-3485	8	1	IC FF TTL ALS D-TYPE POS-EDGE-TRIG COM C	01295	SN74ALS174N
U44	1820-3465	8	1	IC FF TTL ALS D-TYPE POS-EDGE-TRIG COM C	01295	SN74ALS174N
U45	1SD6-0001	4	1	FRAC N SI PKG	28480	1SD6-0001
U46	1820-2998	0	1	IC LCH CMOS/74HC TRANSPARENT OCTL	04713	MC74HC373N
U47	1820-3145	1	1	IC DRVR TTL ALS BUS OCTL	01295	SN74ALS244BN
U48	1826-0777	1	1	ANALOG SWITCH 2 SPDT 14 -DIP-P	17856	DG303ACJ
W2	8159-0005	0	1	RESISTOR-ZERO OHMS 22 AWG LEAD DIA	55210	L-2007-1



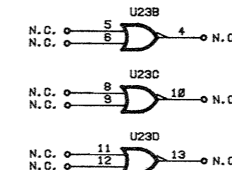
08753-60068

Component Location Diagram

NOTES: UNLESS OTHERWISE SPECIFIED.

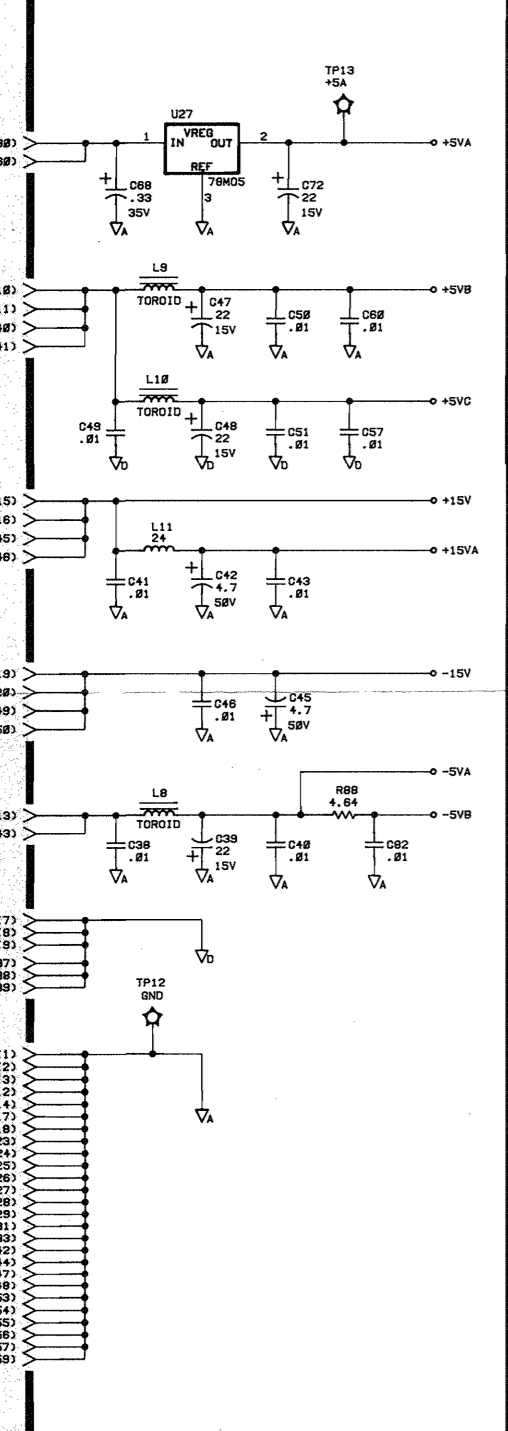
- 1. ALL RESISTOR VALUES ARE IN OHMS.
- 2. ALL CAPACITOR VALUES ARE IN MICROFARADS.
- 3. ALL INDUCTOR VALUES ARE IN MICROHENRIES.

REFERENCE DESIGNATORS	
LAST USED	NOT USED
C82	C38, C44, C69, C75, C76, C79
CR18	CR1, CR2, CR4, CR9
J4	
L16	L3, L5, L6, L12
Q18	
R88	R39, R34, R35, R36, R37, R38, R39, R43, R58, R51, R54, R55, R51, R54, R55, R57, R88, R89, R73, R83
TP14	
U4B	
F2	
W2	M1

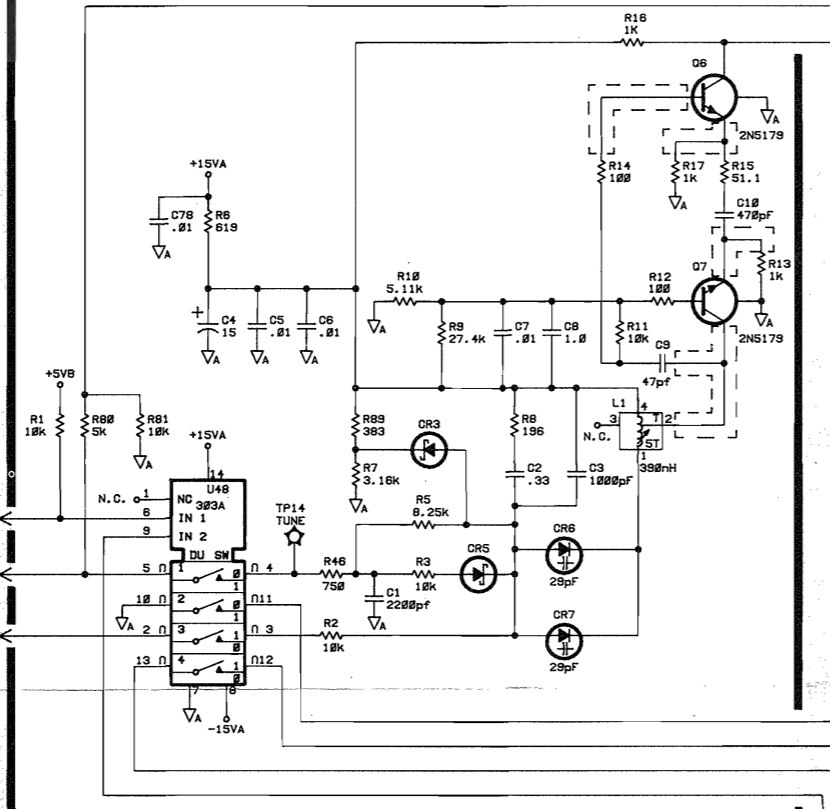


TO SHEET 2

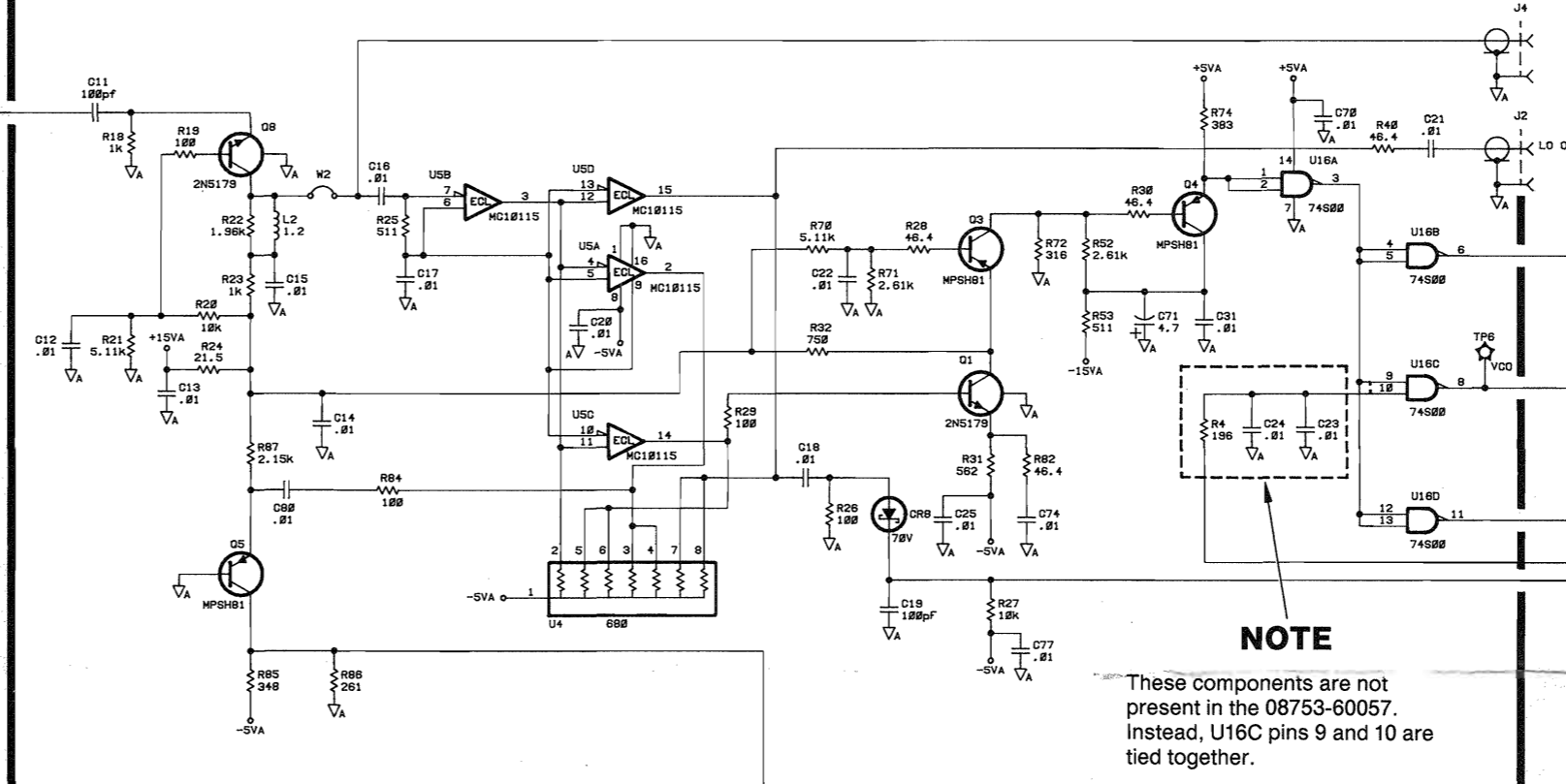
(M) POWER SUPPLY



(A) VCO

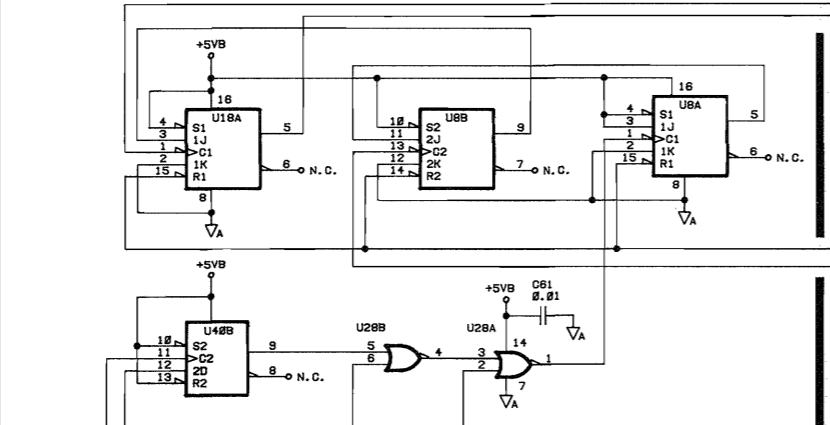


(B) BUFFER/AMPLIFIER

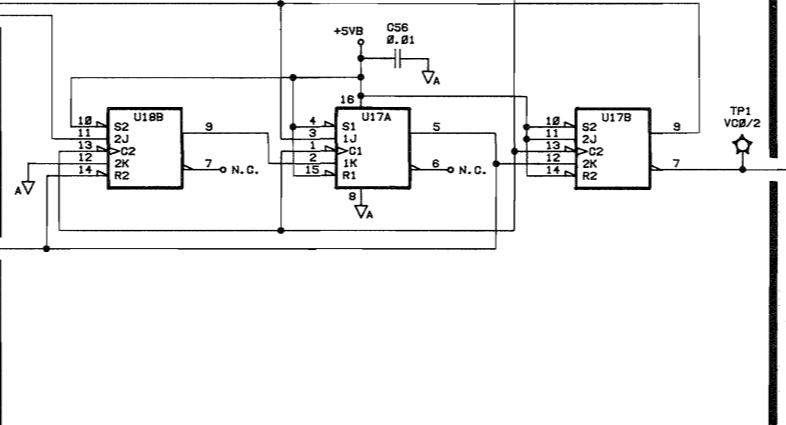


NOTE
These components are not present in the 08753-60057. Instead, U16C pins 9 and 10 are tied together.

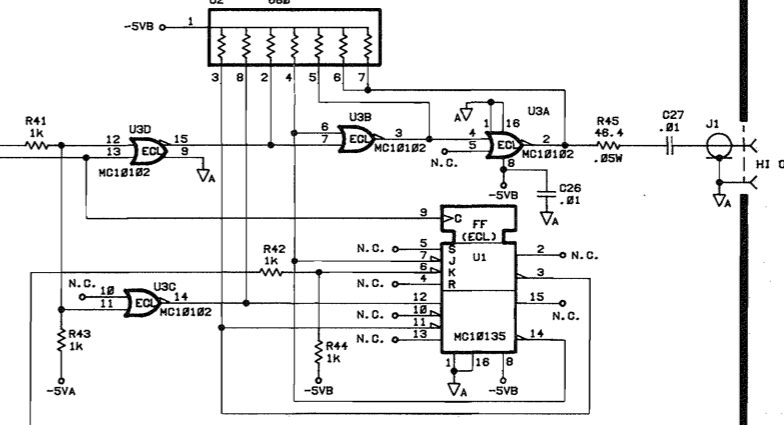
(C) PULSE REMOVE CONTROL



(E) +2/+3 PRESCALER



(C) DIVIDE BY 1, 2 OR 3



BOARD ASSEMBLY-
FN DIGITAL
(SCHEMATIC)

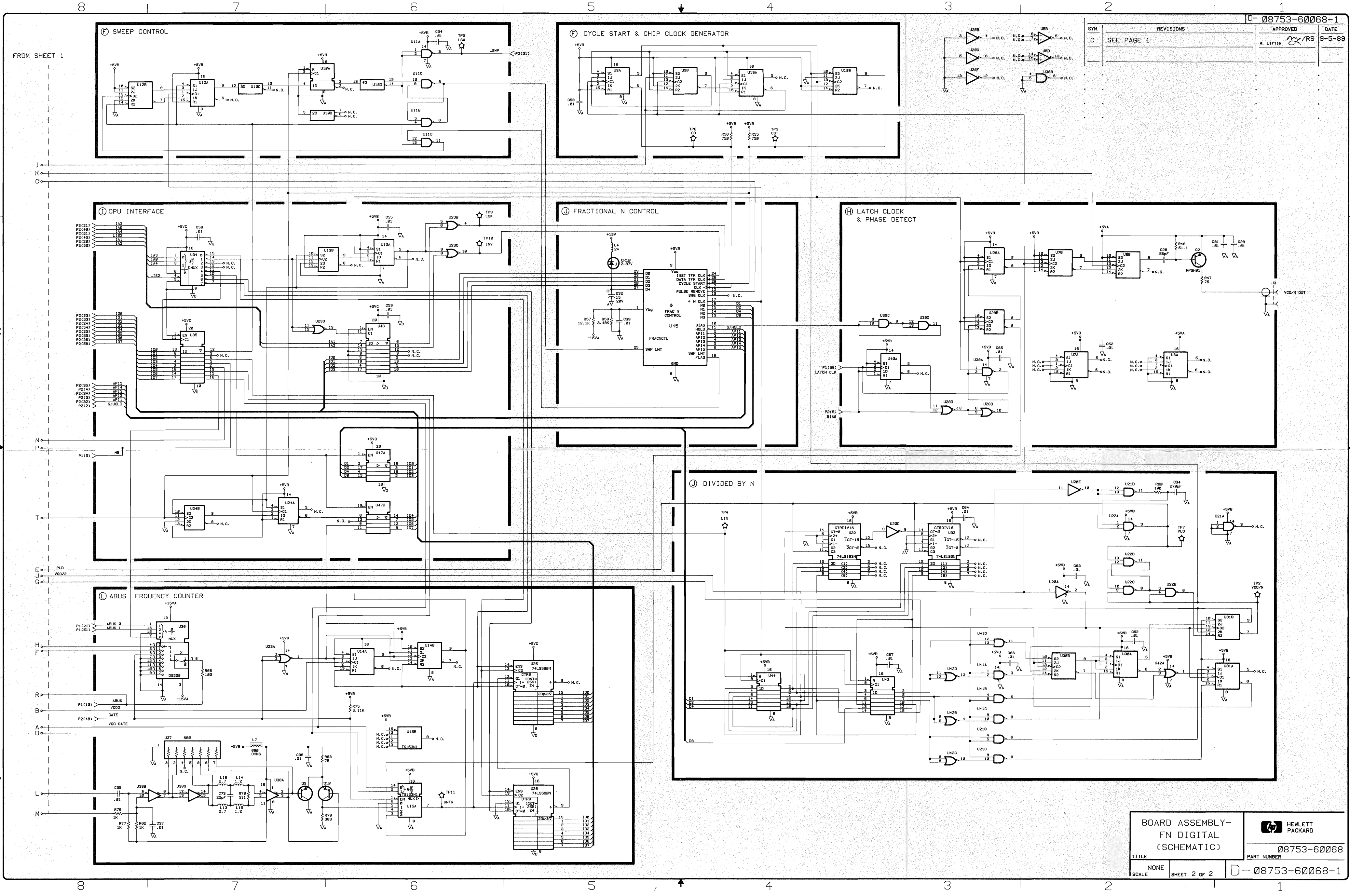
HEWLETT
PACKARD

08753-60068

TITLE: NONE
SCALE: SHEET 1 OF 2

08753-60068-1

SYN	REVISIONS	APPROVED	DATE
C	SEE PAGE 1	M. LIFTIN	9-5-89



BOARD ASSEMBLY-
FN DIGITAL
(SCHEMATIC)

Hewlett Packard

08753-60068

TITLE: NONE
SCALE: SHEET 2 OF 2

D-08753-60068-1

A15 Preregulator Assembly

Part Number 08753-60215 and 08753-60115

The A15 Preregulator assembly consists of two assemblies:

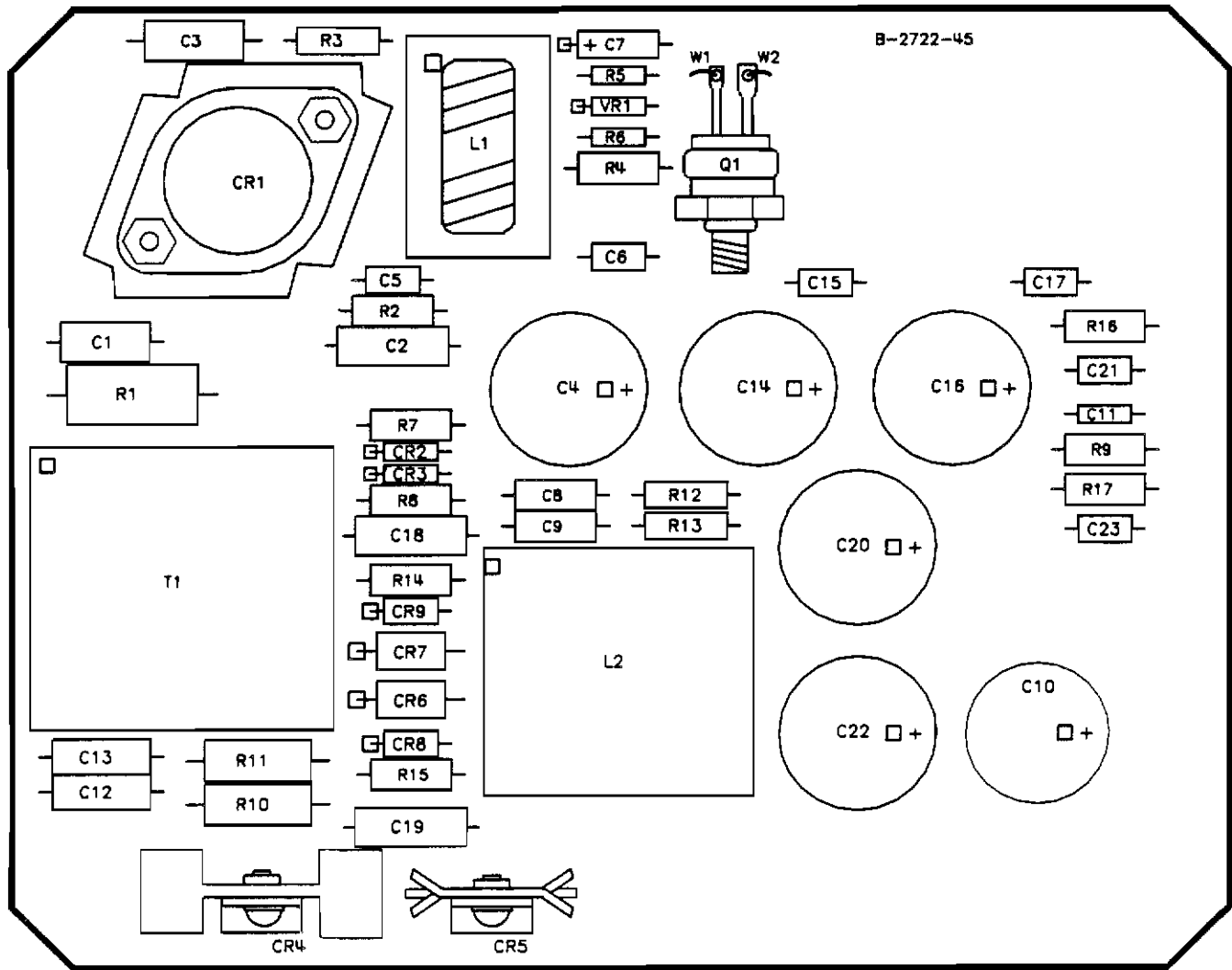
08753-60215	AC Input Board
08753-60115	DC Output Board

This section contains the replaceable parts list, component location diagram, and circuit schematic for both of these assemblies.

***Information in this document is subject to change without notice.
The configuration of some assemblies may differ from that indicated in this document.***

Replaceable Parts List for A15 Pre-Regulator Board, part number 08753-60115

Reference Designation	HP Part Number	C D	Qty	Description	Mfr Code	Mfr Part Number
C1	08753-60115	6	1	BD AY-PREREG OUT	28480	08753-60115
C2	0160-4914	3	1	CAPACITOR-FXD 470PF ± 10% 600VDC POLYE	09023	
C3	0160-0161	4	1	CAPACITOR-FXD .01UF ± 10% 200VDC POLYE	84411	HEW-238M
C4	0160-0161	4	1	CAPACITOR-FXD .01UF ± 10% 200VDC POLYE	84411	HEW-238M
	0180-3614	0	1	CAPACITOR-FXD 5500UF ± 20% 12VDC AL	56289	677D558M012JL1A
C5	0160-4835	7	1	CAPACITOR-FXD .1UF ± 10% 50VDC CER	04222	SA115C104KAAH
C6	0160-4835	7	1	CAPACITOR-FXD .1UF ± 10% 50VDC CER	04222	SA115C104KAAH
C7	0180-0197	8	1	CAPACITOR-FXD 2.2UF ± 10% 20VDC TA	56289	150D225X9020A2-DYS
C8	0160-0298	8	1	CAPACITOR-FXD 1500PF ± 10% 200VDC POLYE	84411	HEW-238M
C9	0160-0298	8	1	CAPACITOR-FXD 1500PF ± 10% 200VDC POLYE	84411	HEW-238M
C10	0180-3611	7M	C1	CAPACITOR-FXD 290UF ± 20% 63VDC AL	56289	677D297M063GJ1A
C11	0160-4832	4	1	CAPACITOR-FXD .01UF ± 10% 100VDC CER	04222	SA101C103KAAH
C12	0160-0156	7	1	CAPACITOR-FXD 3900PF ± 10% 200VDC POLYE	MC84411	HEW-238M
C13	0160-0156	7	1	CAPACITOR-FXD 3900PF ± 10% 200VDC POLYE	84411	HEW-238M
C14	0180-3612	8	1	CAPACITOR-FXD 900UF ± 20% 50VDC AL	56289	677D907M050JJ1A
C15	0160-4835	7	1	CAPACITOR-FXD .1UF ± 10% 50VDC CER	04222	SA115C104KAAH
C16	0180-3612	8	1	CAPACITOR-FXD 900UF ± 20% 50VDC AL	56289	677D907M050JJ1A
C17	0160-4835	7	1	CAPACITOR-FXD .1UF ± 10% 50VDC CER	04222	SA115C104KAAH
C18	0160-0161	4	1	CAPACITOR-FXD .01UF ± 10% 200VDC POLYE	84411	HEW-238M
C19	0160-0161	4	1	CAPACITOR-FXD .01UF ± 10% 200VDC POLYE	84411	HEW-238M
C20	0180-3613	9	1	CAPACITOR-FXD 2200UF ± 20% 20VDC AL	56289	677D228M020JJ1A
C21	0160-4835	7	1	CAPACITOR-FXD .1UF ± 10% 50VDC CER	04222	SA115C104KAAH
C22	0180-3613	9	1	CAPACITOR-FXD 2200UF ± 20% 20 VDC AL	56289	677D228M020JJ1A
C23	0160-4835	7	1	CAPACITOR-FXD .1UF ± 10% 50VDC CER	04222	SA115C104KAAH
CR1	1906-0267	4	1	DIODE-CT-RECT 35V 30A	04713	MBR3035CT
CR2	1901-0871	6	1	DIODE-PWR RECT 150V 2.5A 25NS	9N171	
CR3	1901-0871	6	1	DIODE-PWR RECT 150V 2.5A 25NS	9N171	
CR4	1906-0261	8	1	DIODE-CT-RECT 150V 16A	04713	
CR5	1906-0308	4	1	DIODE-CT-RECT 150V 16A	28480	1906-0308
CR6	1901-1163	1	1	DIODE-PWR-S 60V 5A D0-201AD	9M011	95-4684
CR7	1901-1163	1	1	DIODE-PWR-S 60V 5A D0-201AD	9M011	95-4684
CR8	1901-1165	3	1	DIO DE-SCHOTTKY 60V 1A DO-41	28480	1901-1165
CR9	1901-1165	3	1	DIODE-SCHOTTKY 60V 1A DO-41	28480	1901-1165
L1	9140-0677	4	1	INDUCTOR-FIXED 152 UH AT 10 KHZ	DCR 27M	02113
L2	9140-1149M	C7	1	INDUCTOR 220UH ± 25% 39.4W-MMX37.4LG-MM		
MP1	08753-20115	2	1	BD-PRE REG OUT	28480	08753-20115
MP2	86701-20036	8	1	MTG BLOCK DIODE	28480	86701-20036
MP3	2950-0051	8	1	NUT-HEX-DBL-CHAM 1/4-28-THD .094-IN-THK	73743	
MP4	2190-0067	4	1	WASHER-LK INTL T 1/4 IN .256-IN-ID	78189	1914-05
MP5	0535-0004	9	2	NUT-HEX DBL-CHAM M3 X 0.5 2.9MM-THK		
MP6	1205-0514	8	1	HEAT SINK SGL TO-3-CS	13103	6015B-SM-1
MP7	1205-0497	6	1	HEAT SINK SGL TO-220-CS	13103	16278-3
MP8	1205-0499	8	1	HEAT SINK SGL TO-220-CS	13103	16311B
MP9	2190-0014	1	2	WASHER-LK INTL T NO. 2 .089-IN-ID	78189	1902-00-00-2580
MP10	0515-0924	0	2	SCREW-MACH M3 X 0.5 6MM-LG PAN-HD		
MP11	2190-0584	0	4	WASHER-LK HLCL 3.0 MM 3.1-MM-ID		
MP12	0520-0129	8	2	SCREW-MACH 2-56 .312-IN-LG PAN-HD-POZI	77250	
Q1	1884-0046	9	1	THYRISTOR-SCR VRRM = 50	C230F	
R1	0693-1511	9	1	RESISTOR 150 10% 2W CC TC = 0 + 529	01121	HB1511
R2	0687-1001	9	1	RESISTOR 10 10% .5W CC TC = 0 + 412	01121	EB1001
R3	0687-1001	9	1	RESISTOR 10 10% .5W CC TC = 0 + 412	01121	EB1001
R4	0686-1015	3	1	RESISTOR 100 5% .5W CC TC = 0 + 529	01121	EB1015
R5	0757-0346	2	1	RESISTOR 10 1% .125W TF TC = 0 ± 100	91637	CMF-55-1, T-1
R6	0698-3444	1	1	RESISTOR 316 1% .125W TF TC = 0 ± 100	19701	SFR25H
R7	0686-6805	9	1	RESISTOR 68 5% .5W CC TC = 0 + 412	01121	EB6805
R8	0686-6805	9	1	RESISTOR 68 5% .5W CC TC = 0 + 412	01121	EB6805
R9	0686-3325	2	1	RESISTOR 3.3K 5% .5W CC TC = 0 + 647	01121	EB3325
R10	0690-4701	9	1	RESISTOR 47 10% 1W CC TC = 0 + 412	01121	GB4701
R11	0690-4701	9	1	RESISTOR 47 10% 1W CC TC = 0 + 412	01121	GB4701
R12	0686-1625	1	1	RESISTOR 1.6K 5% .5W CC TC = 0 + 647	01121	EB1625
R13	0686-1625	1	1	RESISTOR 1.6K 5% .5W CC TC = 0 + 647	01121	EB1625
R14	0687-1001	9	1	RESISTOR 10 10% .5W CC TC = 0 + 412	01121	EB1001
R15	0687-1001	9	1	RESISTOR 10 10% .5W CC TC = 0 + 412	01121	EB1001
R16	0686-3315	0	1	RESISTOR 330 5% .5W CC TC = 0 + 529	01121	EB3315
R17	0686-3315	0	1	RESISTOR 330 5% .5W CC TC = 0 + 529	01121	EB3315
T1	9100-4514	2	1	TRANSFORMER-POWER PRIMARY VOLTAGE: 150		
VR1	1902-0686	3	1	DIODE-ZNR 6.2V 2% DO-7 PD = .4W TC = + .002%	04713	1N825
W1	8151-0012	3	3	WIRE 20AWG 1X20	16428	8020
W2	8151-0012	3	3	WIRE 20AWG 1X20	16428	8020



08753-60115

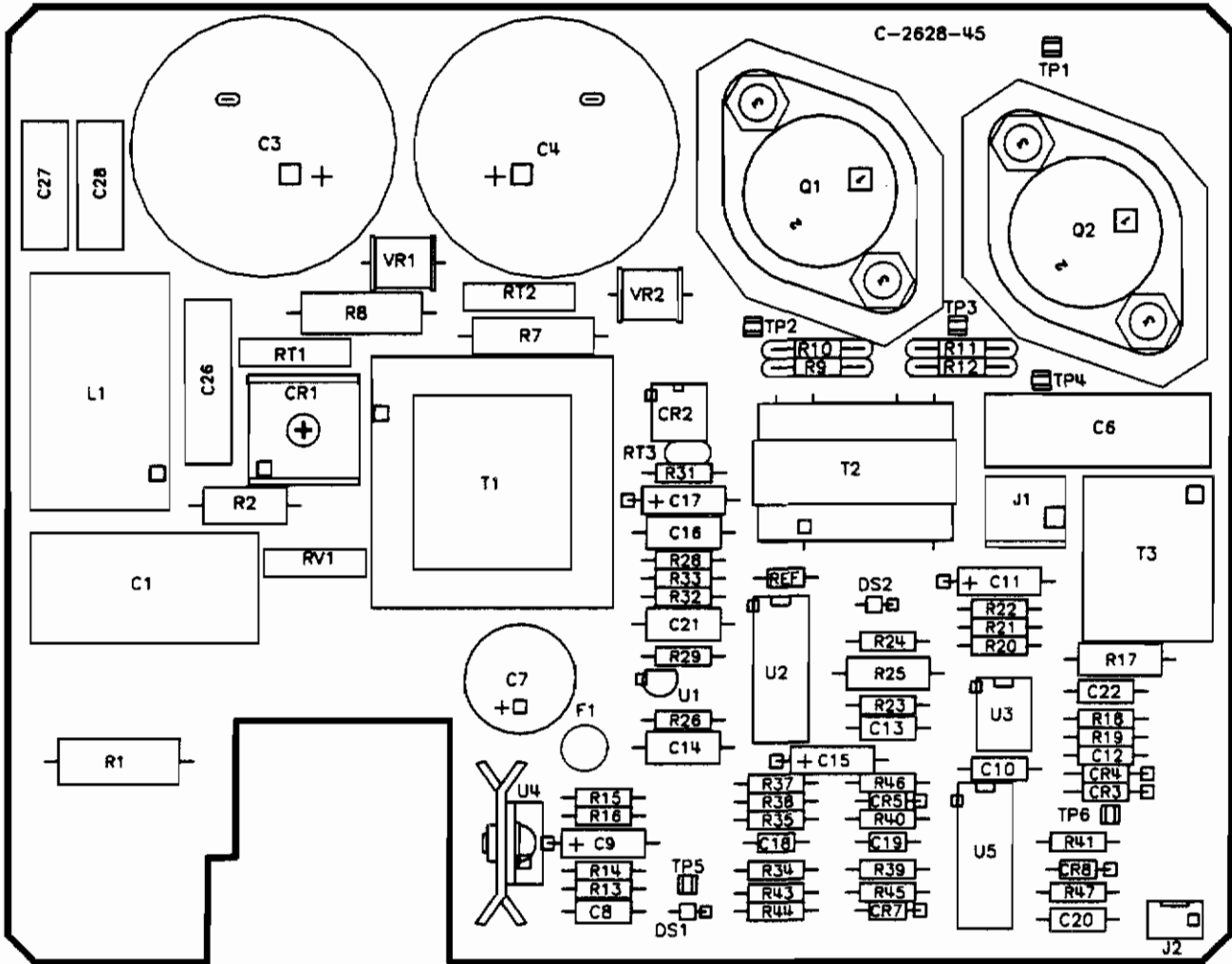
Component Location Diagram

Replaceable Parts List for A15 Pre-Regulator Board, part number 08753-60215 (1 of 2)

Reference Designation	HP Part Number	C D	Qty	Description	Mfr Code	Mfr Part Number
C1	08753-60215	7	1	BD AY-PREREG IN	28480	08753-60215
C3	0160-4982	1	1	CAPACITOR-FXD 1UF ±20% 250VAC(RMS) MET-		mks4-R/1.0/250/20%
C4	0180-3615	1	1	CAPACITOR-FXD 680UF +30-10% 250VDC AL	19701	3487DF681S250KM
C6	0160-6161	6	1	CAPACITOR-FXD 1UF ±10% 250VDC MET-POLYP	19701	3487DF681S250KM PHE403HF7100K
C7	0180-3014	4	1	CAPACITOR-FXD 330UF ±20% 50VDC AL	56289	502D468
C8	0160-4835	7	1	CAPACITOR-FXD .1UF ±10% 50VDC CER	04222	SA115C104KAAH
C9	0180-0291	3	1	CAPACITOR-FXD 1UF ±10% 35VDC TA	56289	150D105X9035A2-DYS
C10	0160-4832	4	1	CAPACITOR-FXD .01UF ±10% 100VDC CER	04222	SA101C103KAAH
C11	0180-0309	4	1	CAPACITOR-FXD 4.7UF ±20% 10VDC TA	56289	150D475X0010A2-DYS
C12	0160-4832	4	1	CAPACITOR-FXD .01UF ±10% 100VDC CER	04222	SA101C103KAAH
C13	0160-4835	7	1	CAPACITOR-FXD .1UF ±10% 50VDC CER	04222	SA115C104KAAH
C14	0160-5100	1	1	CAPACITOR-FXD 2700PF ±5% 100VDC CER 0±	04222	SA301A272JAAH
C15	0180-0197	8	1	CAPACITOR-FXD 2.2UF ±10% 20VDC TA	56289	150D225X9020A2-DYS
C16	0160-5098	6	1	CAPACITOR-FXD .22UF ±10% 50VDC CER	04222	SA405C224KAAH
C17	0180-0309	4	1	CAPACITOR-FXD 4.7UF ±20% 10VDC TA	56289	150D475X0010A2-DYS
C18	0160-4801	7	1	CAPACITOR-FXD 100PF ±5% 100VDC CER 0±3	04222	SA102A101JAAH
C19	0160-4801	7	1	CAPACITOR-FXD 100PF ±5% 100VDC CER 0±3	04222	SA102A101JAAH
C20	0160-4835	7	1	CAPACITOR-FXD .1UF ±10% 50VDC CER	04222	SA115C104KAAH
C21	0160-5098	6	1	CAPACITOR-FXD .22UF ±10% 50VDC CER	04222	SA405C224KAAH
C22	0160-4833	5	1	CAPACITOR-FXD .022UF ±10% 100VDC CER	04222	SA201C223KAAH
C23	0160-4808	4	1	CAPACITOR-FXD 470PF ±5% 100VDC CER 0±3	04222	SA101A471JAAH
C26	0160-4065	5	1	CAPACITOR-FXD .1UF ±20% 250VAC(RMS) MET		PME271M610M
C27	0160-4355	6	1	CAPACITOR-FXD .01UF ±20% 250VAC(RMS) ME		PME271Y510M
C28	0160-4355	6	1	CAPACITOR-FXD .01UF ±20% 250VAC(RMS) ME		PME271Y510M
CR1	1906-0309	5	1	DIODE-FW BRDG 800V 10A	30043	SDA165F-40
CR2	1906-0284	5	1	DIODE-FW BRDG 100V 1A	28480	1906-0284
CR3	1901-0734	0	1	DIODE-PWR RECT 1N5818 30V 1A	04713	1N5818
CR4	1901-0734	0	1	DIODE-PWR RECT 1N5818 30V 1A	04713	1N5818
CR5	1901-1098	1	1	DIODE-SWITCHING 1N4150 50V 200MA 4NS	71468	
CR7	1901-1098	1	1	DIODE-SWITCHING 1N4150 50V 200MA 4NS	71468	
CR8	1901-1098	1	1	DIODE-SWITCHING 1N4150 50V 200MA 4NS	71468	
DS1	1990-0598	1	1	LED-LAMP LUM-INT=800UCD IF=60MA-MAX	28480	5082-4190
DS2	1990-0582	3	1	LED-LAMP LUM-INT=3MCD IF=20MA-MAX BVR=5V	28480	5082-4160
F1	2110-0331	7	1	FUSE .3A 125V NTD BI	16428	GMW 3/10
J1	1252-0954	9	1	CONN-POST TYPE .156-PIN-SPCG 2-CONT	27264	09-40-1031
J2	1251-6932	3	1	CONN-POST TYPE 2.5-PIN-SPCG 3-CONT	27264	22-11-1031
L1	9100-4437	8	1	INDUCTOR-FIXED L:16.0 MH MIN LL:180 UH	01961	82914
MP1	08753-20215	3	1	BD-PRE REG INPUT	28480	08753-20215
MP2	1205-0514	8	2	HEAT SINK SGL TO-3-CS	13103	6015B-SM-1
MP3	1205-0499	8	1	HEAT SINK SGL TO-220-CS	13103	16311B
MP4	08753-00024	0	1	HEAT SINK	28480	08753-00024
MP5	2190-0584	0	6	WASHER-LK HLCL 3.0 MM 3.1-MM-ID		
MP6	0535-0004	9	5	NUT-HEX DBL-CHAM M3 X 0.5 2.9MM-THK		
MP7	0590-1095	6	1	THREADED INSERT-NUT M3 X 0.5 1.5-MM-LG	46384	KF2-M3-ZI
MP8	0515-0912	6	1	SCREW-MACH M3 X 0.5 8MM-LG PAN-HD		
MP9	0515-1087	8	1	SCREW-MACH M3 X 0.5 14MM-LG PAN-HD	4N311	
MP10	0340-1158	3	4	SPACER-COMPONENT FOR DISCRETE COMPONENTS	32559	316-500
NONE	0757-0442	9	1	RESISTOR 10K 1% .125W TF TC=0±100	19701	SFR25H
Q1	1855-0454	2	1	TRANSISTOR MOSFET N-CHAN TO-3	9M011	IRF431
Q2	1855-0454	2	1	TRANSISTOR MOSFET N-CHAN TO-3	9M011	IRF431
R1	0690-3341	1	1	RESISTOR 330K 10% 1W CC TC=0+882	01121	GB3341
R2	0699-0001	2	1	RESISTOR 2.7 10% .5W CC TC=0+412	01121	EB27G1
R7	0761-0032	2	1	RESISTOR 56K 5% 1W MO TC=0±200	11502	RG32
R8	0761-0032	2	1	RESISTOR 56K 5% 1W MO TC=0±200	11502	RG32
R9	0757-0401	0	1	RESISTOR 100 1% .125W TF TC=0±100	19701	SFR25H
R12	0757-0401	0	1	RESISTOR 100 1% .125W TF TC=0±100	19701	SFR25H
R13	0698-3152	8	1	RESISTOR 3.48K 1% .125W TF TC=0±100	19701	SFR25H
R14	0757-0416	7	1	RESISTOR 511 1% .125W TF TC=0±100	19701	SFR25H
R15	0757-0280	3	1	RESISTOR 1K 1% .125W TF TC=0±100	19701	SFR25H
R16	0698-0084	9	1	RESISTOR 2.15K 1% .125W TF TC=0±100	19701	SFR25H
R17	0757-0706	8	1	RESISTOR 51.1 1% .25W TF TC=0±100	19701	5043R
R18	0757-0280	3	1	RESISTOR 1K 1% .125W TF TC=0±100	19701	SFR25H
R19	0757-0280	3	1	RESISTOR 1K 1% .125W TF TC=0±100	19701	SFR25H
R20	0757-0438	3	1	RESISTOR 5.11K 1% .125W TF TC=0±100	19701	SFR25H
R21	0757-0200	7	1	RESISTOR 5.62K 1% .125W TF TC=0±100	19701	SFR25H
R22	0698-3454	3	1	RESISTOR 215K 1% .125W TF TC=0±100	19701	SFR25H
R23	0698-0084	9	1	RESISTOR 2.15K 1% .125W TF TC=0±100	19701	SFR25H
R24	0698-3441	8	1	RESISTOR 215 1% .125W TF TC=0±100	19701	SFR25H
R25	0687-1001	9	1	RESISTOR 10 10% .5W CC TC=0+412	01121	EB1001
R26	0698-3154	0	1	RESISTOR 4.22K 1% .125W TF TC=0±100	19701	SFR25H

Replaceable Parts List for A15 Pre-Regulator Board, part number 08753-60215 (2 of 2)

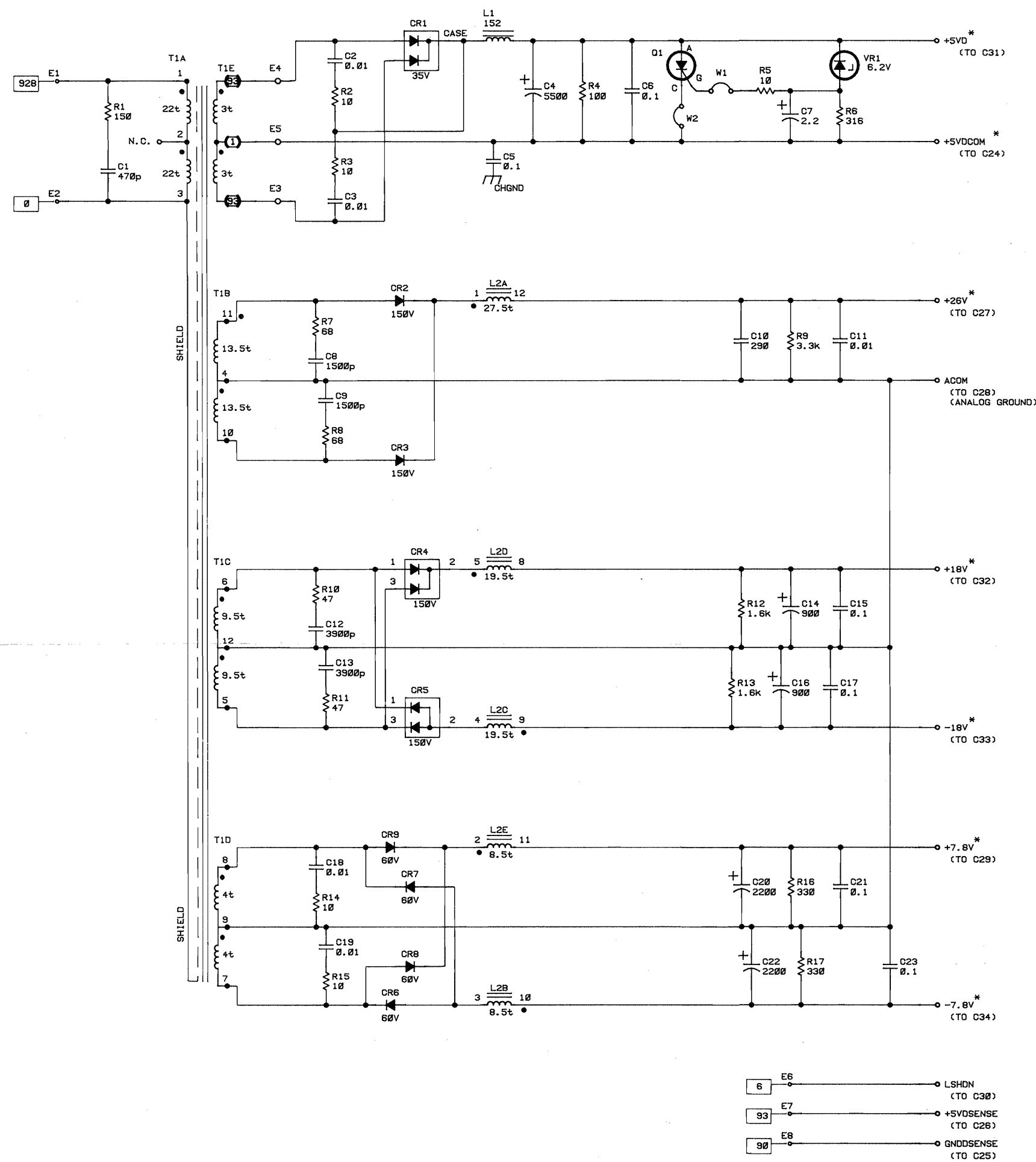
Reference Designation	HP Part Number	C D	Qty	Description	Mfr Code	Mfr Part Number
R28	0757-0447	4	1	RESISTOR 16.2K 1% .125W TF TC=0±100	19701	SFR25H
R29	0757-0317	7	1	RESISTOR 1.33K 1% .125W TF TC=0±100	19701	SFR25H
R31	0698-3437	2	1	RESISTOR 133 1% .125W TF TC=0±100	19701	SFR25H
R32	0698-8361	7	1	RESISTOR 8K .1% .125W TF TC=0±25	19701	5033R
R33	0698-8522	6	1	RESISTOR 2.517K .1% .125W TF TC=0±25	01121	FC55
R34	0757-0317	7	1	RESISTOR 1.33K 1% .125W TF TC=0±100	19701	SFR25H
R35	0757-0290	5	1	RESISTOR 6.19K 1% .125W TF TC=0±100	19701	SFR25H
R37	0757-1094	9	1	RESISTOR 1.47K 1% .125W TF TC=0±100	19701	SFR25H
R38	0698-4405	6	1	RESISTOR 107 1% .125W TF TC=0±100		CT4
R39	0757-0290	5	1	RESISTOR 6.19K 1% .125W TF TC=0±100	19701	SFR25H
R40	0698-3160	8	1	RESISTOR 31.6K 1% .125W TF TC=0±100	19701	SFR25H
R43	0698-6977	1	1	RESISTOR 30K .1% .125W TF TC=0±25	19701	5033R
R44	0698-6627	8	1	RESISTOR 25K .1% .125W TF TC=0±25	19701	5033R
R45	0698-3455	4	1	RESISTOR 261K 1% .125W TF TC=0±100	19701	SFR25H
R46	0757-0280	3	1	RESISTOR 1K 1% .125W TF TC=0±100	19701	SFR25H
R47	0757-0199	3	1	RESISTOR 21.5K 1% .125W TF TC=0±100	19701	SFR25H
RT1	0837-0135	7	1	THERMISTOR DISC 5-OHM TC=-3.3%/C-DEG		SG-62
RT2	0837-0135	7	1	THERMISTOR DISC 5-OHM TC=-3.3%/C-DEG		SG-62
RT3	0837-0128	8	1	THERMISTOR DISC 1K-OHM TC=-4.4%/C-DEG		STD-0163
RV1	0837-0261	0	1	VOLTAGE SUPPRESSOR PEAK CURRENT=4500A WT	34371	V275LA20A
T1	9100-4439	0	1	XFMR-PWR 115/230V	00348	PSD2-24
T2	9100-4436	7	1	TRANSFORMER INDUCTANCE (1-2): 1.5 MH	01961	PE 63388
T3	9100-4440	3	1	TRANSFORMER SECONDARY INDUCTANCE: 5.0 MH	01961	63617
TP1	0360-2359	0	1	TERMINAL TEST PT	4G819	230.100
TP2	0360-2359	0	1	TERMINAL TEST PT	4G819	230.100
TP3	0360-2359	0	1	TERMINAL TEST PT	4G819	230.100
TP4	0360-2359	0	1	TERMINAL TEST PT	4G819	230.100
TP5	0360-2359	0	1	TERMINAL TEST PT	4G819	230.100
TP6	0360-2359	0	1	TERMINAL TEST PT	4G819	230.100
U1	1826-0774	8	1	IC V RGLTR-V-REF-FXD 1.22/1.24V TO-92	27014	LM385BZ-1.2
U2	1826-1243	8	1	IC V RGLTR-SWG 5/5.2V 16-DIP-C PKG	34333	SG3527AJ
U3	1826-1439	4	1	IC MISC 8-DIP-P PKG	01295	TLC555CP
U4	1826-0393	7	1	IC V RGLTR-ADJ-POS 1.2/37V TO-220 PKG	27014	LM317T
U5	1826-0138	8	1	IC COMPARATOR GP QUAD 14-DIP-P PKG	27014	LM339N
VR1	1970-0092	8	1	TUBE-ELECTRON SURGE V PTCTR		B2-B270Y33
VR2	1970-0092	8	1	TUBE-ELECTRON SURGE V PTCTR		B2-B270Y33
X1	1251-8463	9	2	CONNECTOR-SGL CONT SKT .04-IN-BSC-SZ RND	00779	3-332070-4



+

08753-60215

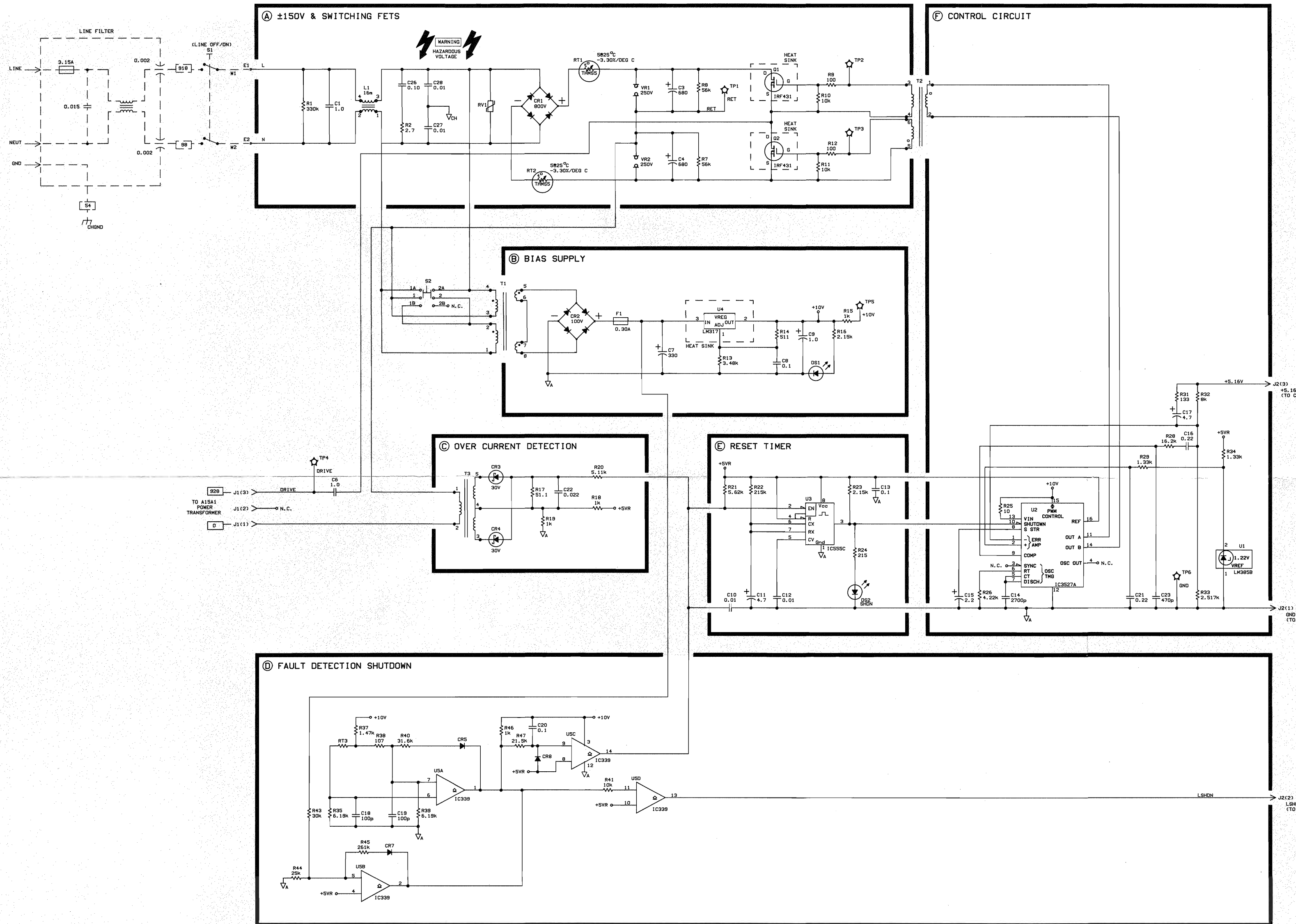
Component Location Diagram



NOTES: UNLESS OTHERWISE SPECIFIED.
 1. ALL RESISTOR VALUES ARE IN OHMS.
 2. ALL CAPACITOR VALUES ARE IN MICROFARADS.
 3. ALL INDUCTOR VALUES ARE IN MICROHENRIES.
 4. * LOADED VOLTAGES

REFERENCE DESIGNATORS	REFERENCE DESIGNATORS	
	LAST USED	NOT USED
C23		
CR9		
E8		
L2		
D1		
R17		
T1		
VR1		
W2		

PC BOARD- PRE REG: DC OUTPUT (SCHEMATIC)		HEWLETT PACKARD	
TITLE		PART NUMBER	
		08753-60115	
SCALE	SHEET	OF	C-08753-60115-1
	1	1	



NOTES: UNLESS OTHERWISE SPECIFIED.
 1. ALL RESISTOR VALUES ARE IN OHMS.
 2. ALL CAPACITOR VALUES ARE IN MICROFARADS.
 3. ALL INDUCTOR VALUES ARE IN MICROHENRIES.

REFERENCE DESIGNATORS	
LAST USED	NOT USED
C20	C2, 5, 24, 25
CR8	CR6
E2	
F1	
G2	
L1	R3-6, 27, 30, 36, 42
R2	
R47	
RT3	
RV1	
S3	
T3	S1
TP6	
U5	
VR2	

A16 Rear Panel Assembly

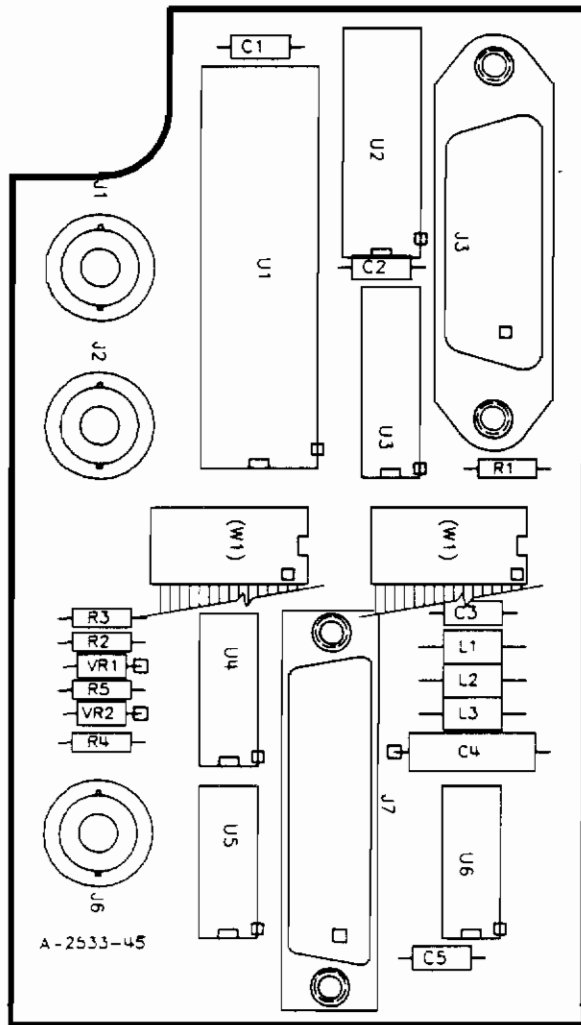
Part Number 08753-60016

This section contains the replaceable parts list, component location diagram, and circuit schematic for A16 rear panel assembly, HP part number 08753-60016.

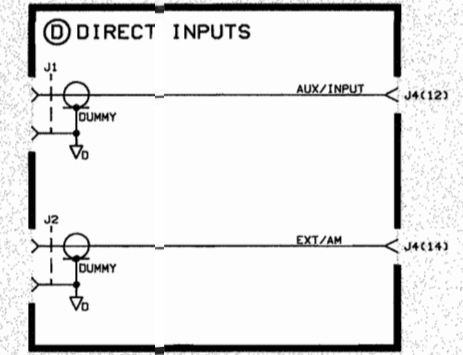
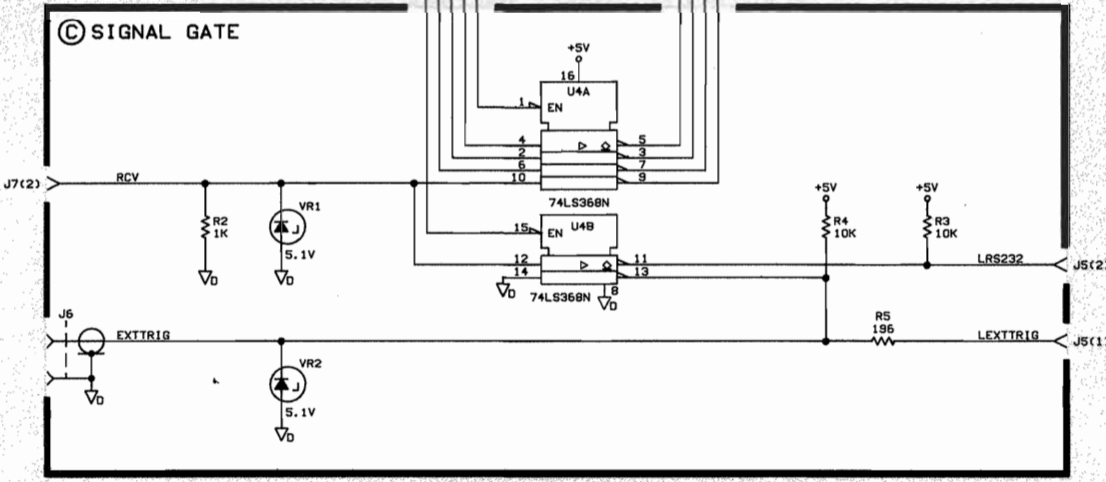
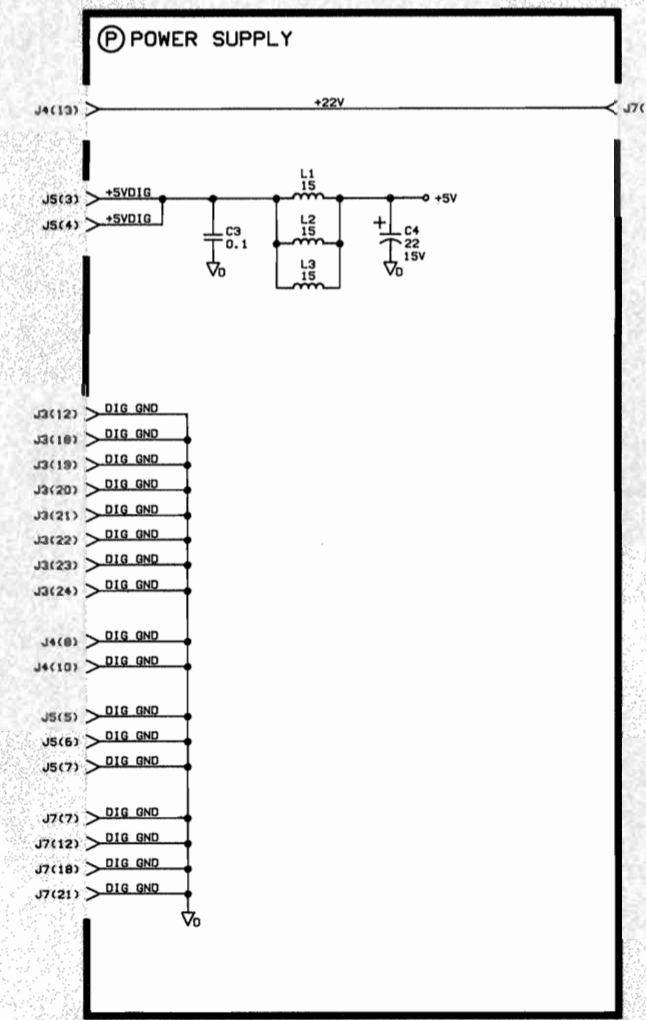
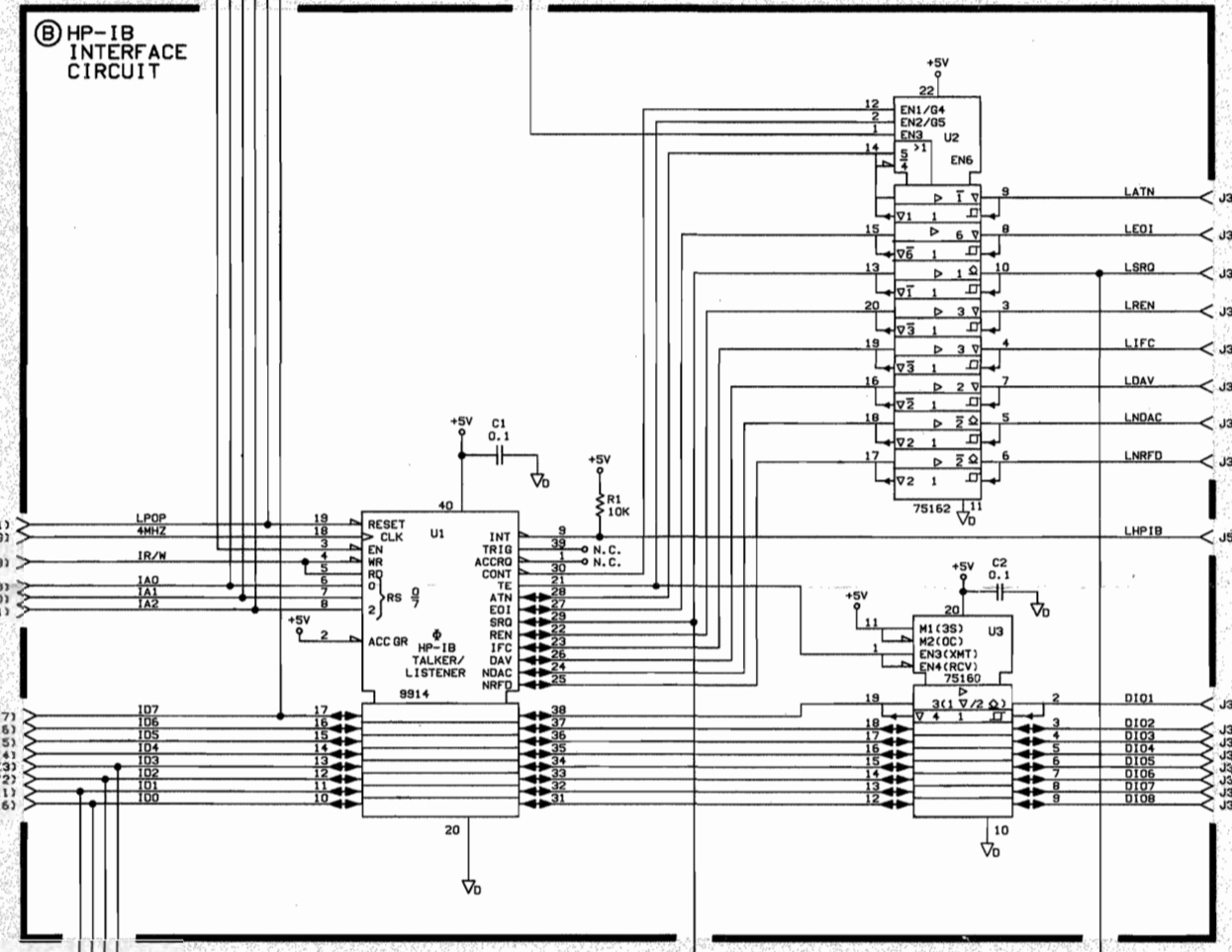
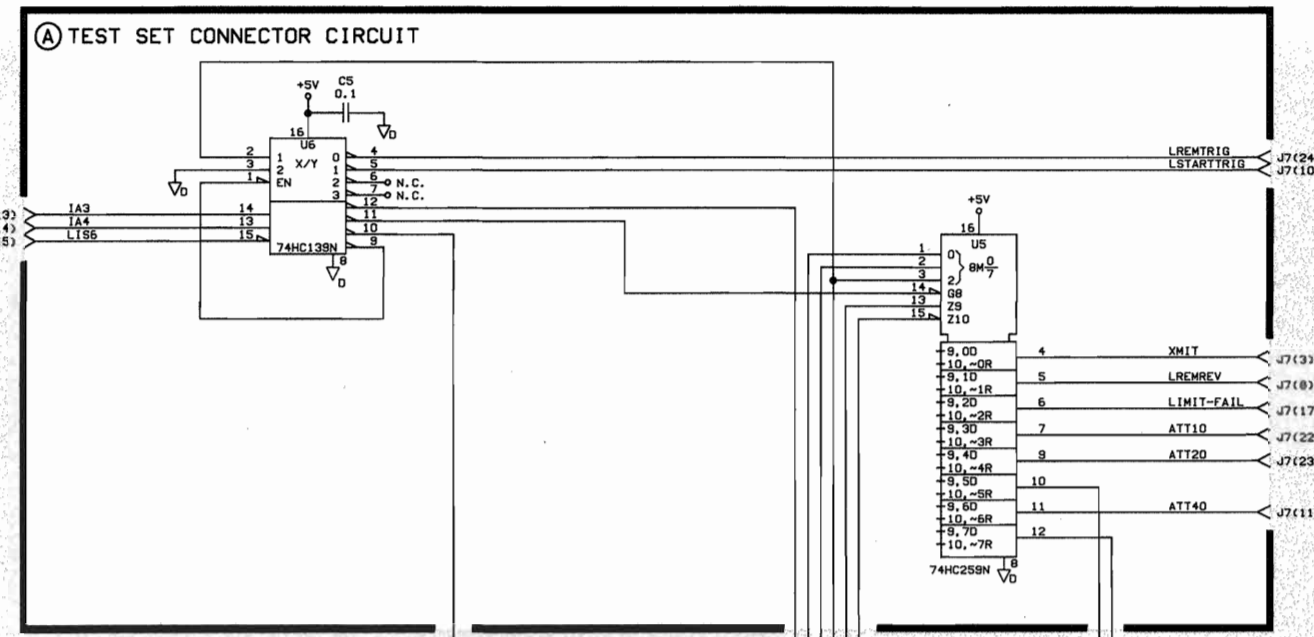
Information in this document is subject to change without notice. The configuration of some assemblies may differ from that indicated in this document.

Replaceable Parts List for A16 Rear Panel Board, part number 08753-60016

Reference Designation	HP Part Number	C D	Qty	Description	Mfr Code	Mfr Part Number
C1	08753-60016	6	1	BD AY-REAR PANEL	28480	08753-60016
C2	0160-4835	7	1	CAPACITOR-FXD .1UF ± 10% 50VDC CER	04222	SA115C104KAAH
C3	0160-4835	7	1	CAPACITOR-FXD .1UF ± 10% 50VDC CER	04222	SA115C104KAAH
C4	0160-0228	6	1	CAPACITOR-FXD 22UF ± 10% 15VDC TA	56289	150D226X9015B2-DYS
C5	0160-4835	7	1	CAPACITOR-FXD .1UF ± 10% 50VDC CER	04222	SA115C104KAAH
J1	1250-1163	0	1	CONNECTOR-RF BNC FEM PC 50-OHM	24931	28JR175-1
J2	1250-1163	0	1	CONNECTOR-RF BNC FEM PC 50-OHM	24931	28JR175-1
J3	1251-8559	4	1	CONN-RECT MICRORB 24-CKT 24-CONT		57-20240-26
J6	1250-1163	0	1	CONNECTOR-RF BNC FEM PC 50-OHM	24931	28JR175-1
J7	1251-2416	0	1	CONN-RECT D-SUBMIN 25-CKT	71468	DBU-25S-FO
L1	9100-3912	2	1	INDUCTOR RF-CH-MLD 15UH ± 5% .166D-INX.3	24226	15M152J
L2	9100-3912	2	1	INDUCTOR RF-CH-MLD 15UH ± 5% .166D-INX.3	24226	15M152J
L3	9100-3912	2	1	INDUCTOR RF-CH-MLD 15UH ± 5% .166D-INX.3	24226	15M152J
MP1	08753-20016	2	1	BD-REAR PANEL	28480	08753-20016
MP2	0380-0198	3	2	STANDOFF-RVT-ON .312-IN-LG 6-32-THD	00866	
MP3	0380-1162	3	2	STANDOFF-RVT-ON .35-IN-LG 4-40-THD	00866	
R1	0757-0442	9	1	RESISTOR 10K 1% .125W TF TC = 0 ± 100	19701	SFR25H
R2	0757-0280	3	1	RESISTOR 1K 1% .125W TF TC = 0 ± 100	19701	SFR25H
R3	0757-0442	9	1	RESISTOR 10K 1% .125W TF TC = 0 ± 100	19701	SFR25H
R4	0757-0442	9	1	RESISTOR 10K 1% .125W TF TC = 0 ± 100	19701	SFR25H
R5	0698-3440	7	1	RESISTOR 196 1% .125W TF TC = 0 ± 100	19701	SFR25H
U1	1820-2548	6	1	IC-GENERAL PURPOSE INTERFACE BUS ADAPTER	01295	TMS9914ANL
U2	1820-3518	2	1	IC-INTERFACE XCVR BCD UP/DOWN INSTRUMENT	27014	DS75182AN
U3	1820-3431	8	1	IC-INTERFACE XCVR BCD UP/DOWN INSTRUMENT	27014	DS75180AN
U4	1820-1492	7	1	IC BFR TTL LS INV HEX 1-INP	01295	SN74LS368AN
U5	1820-3206	5	1	IC LCH CMOS/74HC ADDRESSABLE POS-EDGE-TR	27014	MM74HC259N
U6	1820-3014	3	1	IC DCDR CMOS/74HC 2-TO-4-LINE DUAL	27014	MM74HC139N
VR1	1902-0579	3	1	DIODE-ZNR 5.1V 5% PD = 1W IR = 10UA	04713	
VR2	1902-0579	3	1	DIODE-ZNR 5.1V 5% PD = 1W IR = 10UA	04713	
W1	08753-60033	7	1	ASSY-RR PANEL CA	28480	08753-60033
X1	1251-3153	4	25	CONTACT-CONN U/W-SUBMIN-D FEM DPSLDR	71468	030-1990-000



A16 Rear Panel Board Component Location Diagram



NOTES: UNLESS OTHERWISE SPECIFIED:
 1. ALL RESISTOR VALUES ARE IN OHMS, 1K, 125Ω.
 2. ALL CAPACITOR VALUES ARE IN MICROFARADS.
 3. ALL INDUCTOR VALUES ARE IN MILLIHENRIES.

REFERENCE DESIGNATORS	
LAST USED	NOT USED
CS, J7, L3, RS, U6, VR2	

HP Archive

This vintage Hewlett-Packard document was
preserved and distributed by

www.hparchive.com

Please visit us on the web!

The HP Archive thanks Glenn Elmore, N6GN
for his contribution of this material.

On-line curator: John Miles, KE5FX
jmiles@pop.net