


Keysight Technologies

I²C and SPI Triggering and Hardware-based Decode for Keysight InfiniiVision Series Oscilloscopes (N5423A)



Data Sheet

Find and debug intermittent serial bus errors and signal integrity problems faster

The Keysight Technologies, Inc. triggering and decode options for the InfiniiVision Series oscilloscopes (5000, 6000, and 7000 series) offer hardware-accelerated decode to help you debug embedded designs with I2C and SPI serial buses hardware-based decoding provides the fastest decode update rates in the industry.

Lower-speed serial bus interfaces such as I2C (inter-integrated circuit) and SPI (serial peripheral interface) are widely used today in mixed-signal embedded designs for chip-to-chip communication between EEPROMs, DACs, ADCs, and other peripheral ICs to microcontrollers, microprocessors, and DSPs. Since these protocols transfer many bits of data serially, it can be very difficult to unravel what’s happening in an embedded system with conventional scope triggering.

The Keysight InfiniiVision Series oscilloscopes offer integrated serial triggering and hardware-accelerated protocol decoding solutions that give you the tools you need to efficiently and effectively debug your embedded system designs that have serial buses.

Other oscilloscope solutions with serial bus triggering and protocol decode typically use software post-processing techniques to decode serial packets/frames. Using these software techniques, waveform- and decode-update rates tend to be slow (sometimes seconds per update), especially when you use deep memory, which is often required to capture multiple packetized serial signals. Faster decode update rates enhance the scope’s probability of capturing infrequent serial communication errors.

Keysight’s InfiniiVision Series mixed signal oscilloscopes (MSOs) are a perfect fit for verifying and debugging embedded designs that include a combination of analog signals, serial traffic, and higher-speed digital control signals found in today’s embedded designs. MSOs provide an integrated way to capture and time-correlate multiple analog, serial and digital signals of various speeds with deep memory. Keysight offers MSOs with optional serial bus capabilities in various bandwidth models ranging from 100 MHz up to 1 GHz.

Using an MSO with the N5423A I2C/SPI option, you can capture and decode I2C or SPI data packets and correlate them with other signals in mixed-signal designs, such as digital control signals and analog signals, as shown in Figure 1 and Figure 2.

And with Keysight’s 7000B Series oscilloscope, you can also easily search and navigate within the protocol lister display to find and mark particular events of interest with direct time-correlation to the waveform display.

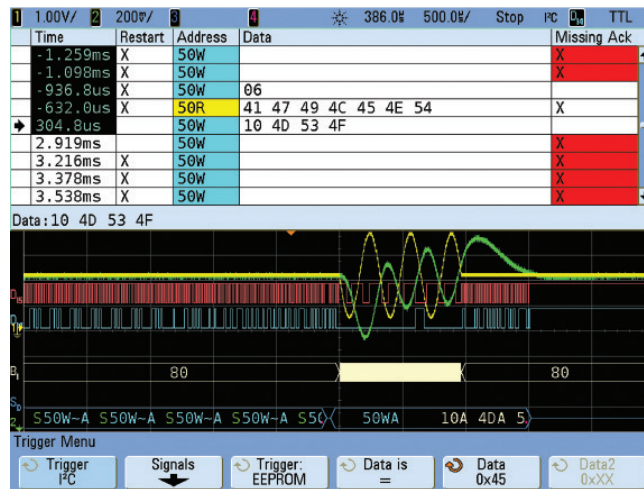


Figure 1. On-screen serial decode of I2C data packet shown with time-correlated analog and digital waveforms captured by an MSO7104B

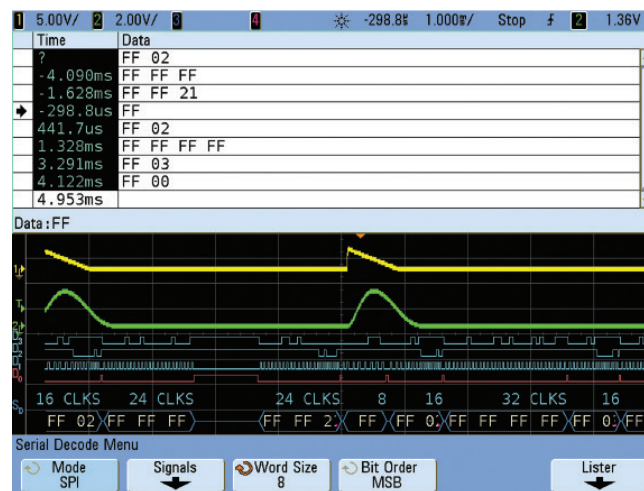


Figure 2. On-screen serial decode of SPI signals with time-correlated analog and digital waveforms capture by an MSO7104B.



Segmented Memory acquisition captures and stores serial bus data packets

The Segmented Memory acquisition option (Option LMT) for Keysight's InfiniiVision Series oscilloscopes can optimize your scope's acquisition memory, allowing you to capture more I²C and SPI packets of data while using less memory. Segmented memory acquisition optimizes the number of serial packets that can be captured consecutively by selectively ignoring (not digitizing) unimportant idle. And with a minimum 250 picoseconds time-tagging resolution, you will know the precise time between each captured word.

Figure 3 shows an example of capturing consecutive occurrences of a particular I²C word with the scope set up to trigger on a Write operation to address 50 HEX. Using this trigger condition with the segmented memory acquisition mode turned on, the scope easily captures 500 consecutive occurrences of this word for a total acquisition time of over 12 seconds. After acquiring these 500 I²C Write commands, we can then scroll through all words individually to look for any anomalies or errors.

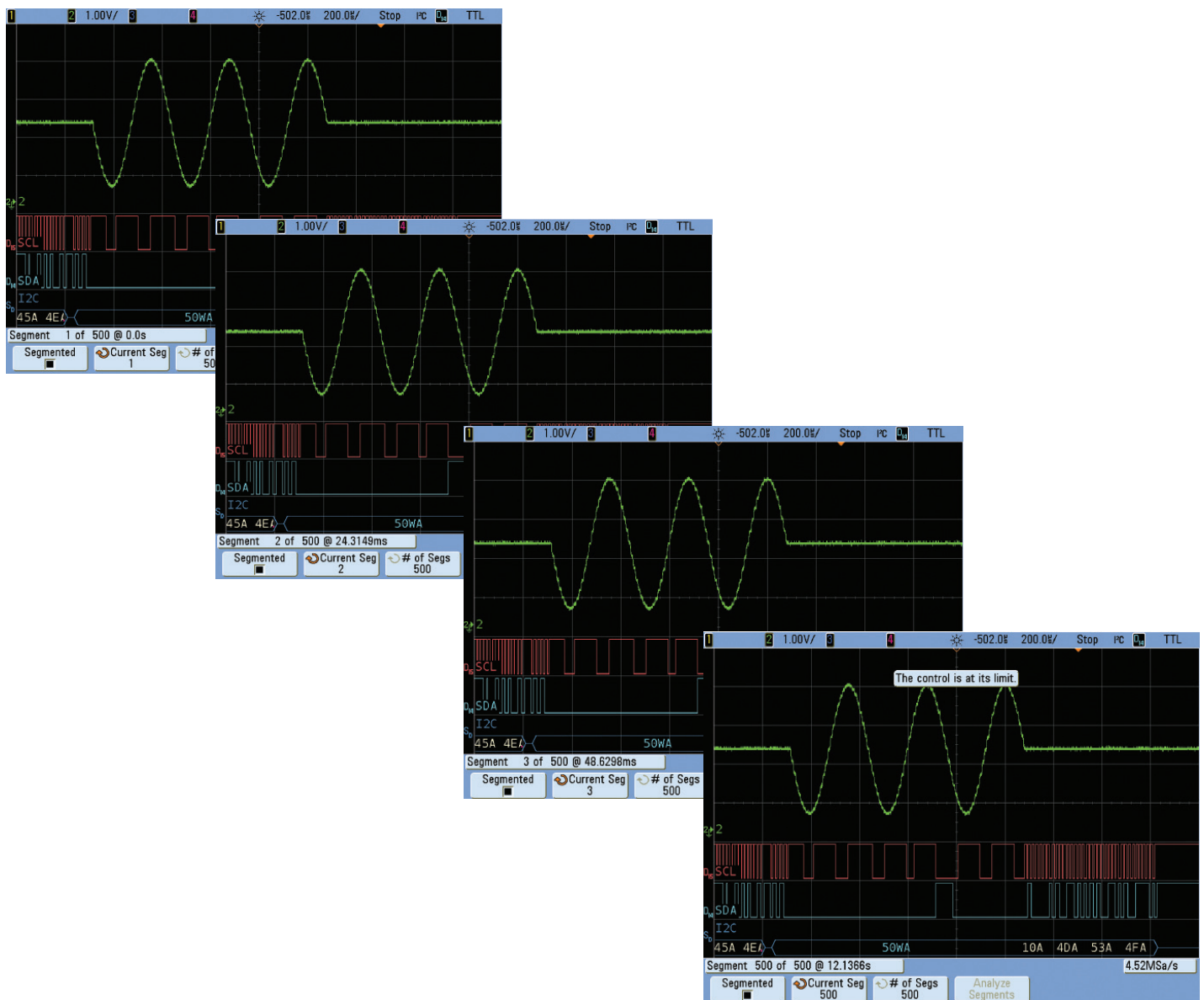


Figure 3. Segmented memory acquisition captures up to 2000 consecutive packets of data with precise time-tagging.

I²C Specifications/Characteristics (N5423A or Option LSS)

I ² C source (clock and data)	Analog channels 1, 2, 3, or 4 Digital channels D0 to D15
Max clock/data rate	Up to 3.4 Mbps (automatic)
Triggering ¹	Start condition Stop condition Missing acknowledge Address with no acknowledge Restart EEPROM data read Frame (Start:Addr7:Read:Ack:Data) Frame (Start:Addr7:Write:Ack:Data) Frame (Start:Addr7:Read:Ack:Data:Ack:Data2) Frame (Start:Addr7:Write:Ack:Data:Ack:Data2) 10-bit write
Color-coded, hardware-accelerated decode ²	Data (HEX digits in white) Read address (HEX digits in yellow) Write address (HEX digits in light-blue) Restart addresses (prefixed with "S" in green) Acknowledges (suffixes "A" or "~A" in the same color as the data or address preceding it) Idle bus (high bus trace in white) Active bus (bi-level bus trace in dark-blue) Unknown/error bus (bi-level bus trace in red)

1. Standard I²C triggering in all Keysight 6000 Series oscilloscopes
2. Optional I²C decoding in all 4-channel and 4+16-channel 6000 Series oscilloscopes

SPI Specifications/Characteristics (N5423A or Option LSS)

SPI source (clock, data, chip select)	Analog channels 1, 2, 3, or 4 Digital channels D0 to D15
Max clock/data rate	Up to 25 Mbps (automatic)
Triggering ¹	4- to 32-bit data pattern during a user-specified framing period Framing period can be a positive or negative chip select (CS or ~CS) or clock idle time (timeout)
Color-coded, hardware-accelerated decode ²	Data (hex digital in white) Unknown/error bus (bi-level bus trace in red) Number of clocks/packet ("XX CLKS" in light-blue) Idle bus (outside of a packet = white) Active bus (bi-level bus trace in dark-blue)

1. Standard SPI triggering in all Keysight 6000 Series oscilloscopes
2. Optional SPI decoding in all 4-channel and 4+16-channel 6000 series oscilloscopes

Ordering information

The N5423A (I²C and SPI) is compatible with Keysight's InfiniiVision Series' 4-channel DSO and 4+16 channels MSO models, including the 5000, 6000, and 7000 Series scopes. This option is available as a factory-installed option if ordered as Option-LSS along with a specific oscilloscope model, or existing InfiniiVision Series oscilloscope users can order this option as an afterpurchase product upgrade (N5423A).

Model	Description
N5423A (or Option LSS)	I ² C/SPI serial decode option (4 and 4+16 channel models only)
N5457A (or Option 232)	RS-232/UART triggering and decode (4 and 4+16 channel models only)
N5424A (or Option AMS)	CAN/LIN automotive triggering and decode (4 and 4+16 channel models only)
N5454A (or option SGM)	Segmented Memory

Note that additional options and accessories are available for Keysight InfiniiVision Series oscilloscopes. Refer to the appropriate 5000, 6000, or 7000 Series data sheet for ordering information about these additional options and accessories, as well as ordering information for specific oscilloscope models.


Related Literature

Publication title	Publication type	Publication number
<i>Keysight 7000B Series InfiniiVision Oscilloscopes</i>	Data sheet	5990-4769EN
<i>Keysight 6000 Series InfiniiVision Oscilloscopes</i>	Data sheet	5989-4087EN
<i>Keysight 5000 Series InfiniiVision Oscilloscopes</i>	Data sheet	5989-6110EN
<i>Keysight InfiniiVision Series Oscilloscope Probes and Accessories</i>	Data sheet	5989-8153EN
<i>RS-232/UART triggering and hardware-based decode for Keysight Keysight InfiniiVision Series Oscilloscopes (N5457A)</i>	Data sheet	5989-7832EN
<i>Segmented Memory Acquisition for Keysight InfiniiVision Oscilloscopes (N5454A)</i>	Data sheet	5989-7833EN
<i>Evaluating Oscilloscope Segmented Memory for Serial Bus Applications</i>	Application note	5990-5817EN
<i>Using a Keysight InfiniiVision MSO to Debug an Automotive CAN Bus</i>	Application note	5989-5049EN
<i>Evaluating Oscilloscopes for Best Waveform Update Rates</i>	Application note	5989-7885EN
<i>Evaluating Oscilloscopes to Debug Mixed-Signal Designs</i>	Application note	5989-3702EN
<i>Evaluating Oscilloscope Bandwidths for your Applications</i>	Application note	5989-5733EN
<i>Evaluating Oscilloscope Sample Rates vs. Sampling Fidelity</i>	Application note	5989-5732EN
<i>Evaluating Oscilloscope Vertical Noise Characteristics</i>	Application note	5989-3020EN

Product Web site

For the most up-to-date and complete application and product information, please visit our product Web site at:

www.keysight.com/find/scopes



Keysight Technologies Oscilloscopes

Multiple form factors from 20 MHz to >90 GHz | Industry leading specs | Powerful applications

Evolving Since 1939

Our unique combination of hardware, software, services, and people can help you reach your next breakthrough. We are unlocking the future of technology.

From Hewlett-Packard to Agilent to Keysight.



For more information on Keysight Technologies' products, applications or services, please contact your local Keysight office. The complete list is available at: www.keysight.com/find/contactus

Americas

Canada	(877) 894 4414
Brazil	55 11 3351 7010
Mexico	001 800 254 2440
United States	(800) 829 4444

Asia Pacific

Australia	1 800 629 485
China	800 810 0189
Hong Kong	800 938 693
India	1 800 11 2626
Japan	0120 (421) 345
Korea	080 769 0800
Malaysia	1 800 888 848
Singapore	1 800 375 8100
Taiwan	0800 047 866
Other AP Countries	(65) 6375 8100

Europe & Middle East

Austria	0800 001122
Belgium	0800 58580
Finland	0800 523252
France	0805 980333
Germany	0800 6270999
Ireland	1800 832700
Israel	1 809 343051
Italy	800 599100
Luxembourg	+32 800 58580
Netherlands	0800 0233200
Russia	8800 5009286
Spain	800 000154
Sweden	0200 882255
Switzerland	0800 805353
	Opt. 1 (DE)
	Opt. 2 (FR)
	Opt. 3 (IT)
United Kingdom	0800 0260637

For other unlisted countries: www.keysight.com/find/contactus (BP-9-7-17)

DEKRA Certified
ISO 9001 Quality Management System

www.keysight.com/go/quality
Keysight Technologies, Inc.
DEKRA Certified ISO 9001:2015
Quality Management System

myKeysight

myKeysight

www.keysight.com/find/mykeysight

A personalized view into the information most relevant to you.

www.keysight.com/find/emt_product_registration

Register your products to get up-to-date product information and find warranty information.

KEYSIGHT SERVICES

Accelerate Technology Adoption.
Lower costs.

Keysight Services

www.keysight.com/find/service

Keysight Services can help from acquisition to renewal across your instrument's lifecycle. Our comprehensive service offerings—one-stop calibration, repair, asset management, technology refresh, consulting, training and more—helps you improve product quality and lower costs.



Keysight Assurance Plans

www.keysight.com/find/AssurancePlans

Up to ten years of protection and no budgetary surprises to ensure your instruments are operating to specification, so you can rely on accurate measurements.

Keysight Channel Partners

www.keysight.com/find/channelpartners

Get the best of both worlds: Keysight's measurement expertise and product breadth, combined with channel partner convenience.

