


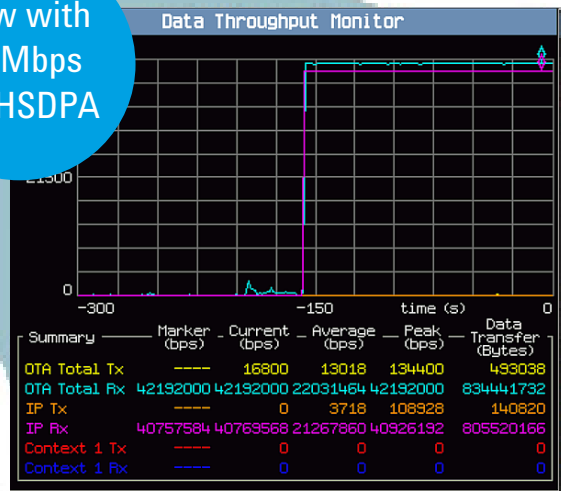
E6703H W-CDMA/HSPA Lab Application

For the E5515C/E (8960)
Wireless Communications Test Set

Technical Overview



Now with
42 Mbps
DC-HSDPA



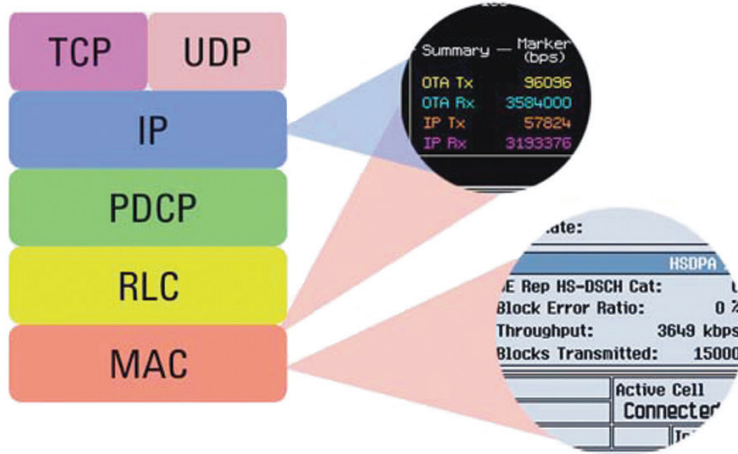
Combining the benefits of W-CDMA/HSPA network emulation with Agilent's global leadership in analysis technologies, the E5515C/E wireless communications test set and the E6703H lab application provide mobile development engineers with a single desktop instrument—helping you accelerate development and get better devices to market sooner.



Develop, integrate, and validate devices at data rates up to:

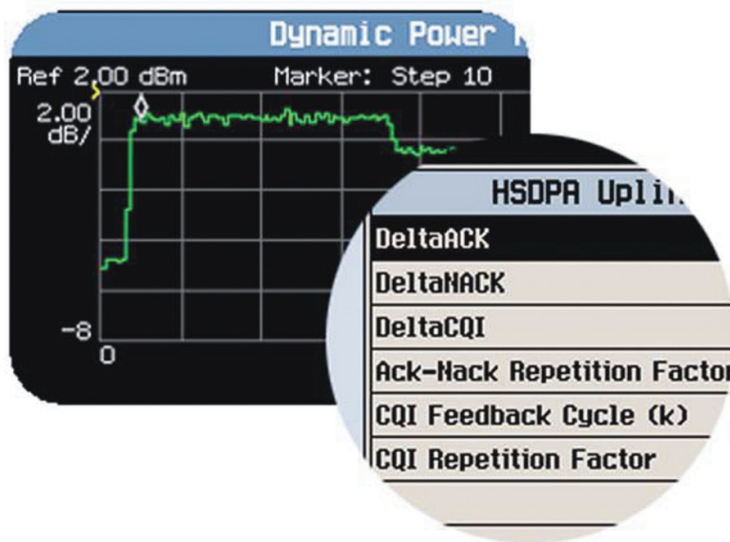
- 42 Mbps (DC-HSDPA)
- 21 Mbps (HSPA+)
- 14.4 Mbps (HSDPA)
- 11.5 Mbps (HSUPA)

With the Agilent Technologies E6703H W-CDMA/HSPA lab application, developers have the only instrument available that provides a systematic approach to root-cause analysis of high throughput issues in the mobile protocol stack; from MAC to IP.



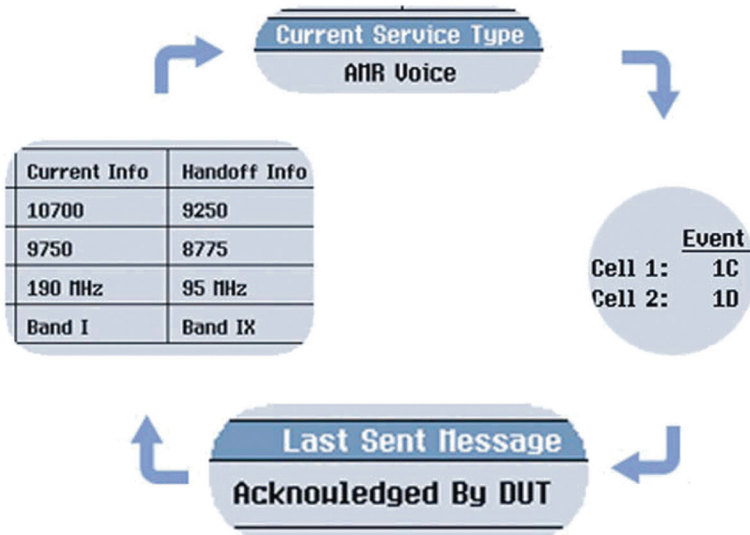
Get to RF conformance faster

The E6703H is the only solution available providing both signaling variables and measurements for testing 3GPP TS34.121 Sections 5, 6, 7, and 9. Others can emulate HSPA, but only the Agilent solution drives the mobile into the correct state for the latest HSPA testing required by 3GPP.



Quickly test any design change

With support for voice, video, short message service (SMS), multi-media messaging service (MMS), cell broadcast SMS (CBSMS), circuit-switched data, and packet data call connections, design changes in anything from RF to TCP can be quickly validated with a complete regression test of mobile functions right at your desk.



Helping You Get Your Job Done Faster


Fast and flexible signaling— with you in control of network operations

Our network emulation is designed to make connecting calls fast and simple—and give you choices. We have pulled some of the most commonly requested parameters up from the protocol stack, providing many different connection scenarios without requiring you to fully understand the 3GPP stack and a complex scripting language. The E6703H delivers the control you need to get your job done faster.


HSDPA RB Test Mode Settings	Value
User Defined Number of Active HS-PDSCHs	5
User Defined Transport Block Size Index	48
User Defined Modulation Type	16QAM
User Defined Inter-TTI Interval	1
User Defined Number of HARQ Process Setup Timing Int	6
User Defined UE IR Buffer Allocation	Sintersearch
User Defined Explicit UE IR Buffer Allocation	Sintrasearch
Domain	T3212 Periodic Location Domain
	Default DPCH Offset (T3212)
	CTCH Allocation Period
	CBS Frame Offset
Network Mode of	50 frames
	0 frames
	1

The world's wireless applications brought right to your fingertips


Agilent lab applications bring testing and tuning end-user applications right to your desk—without limiting how far your device may search when looking for real content. With our industry-leading SMS/MMS/cell broadcast messaging capabilities, live end-to-end video conferencing, and blazing fast packet connections to the Internet over RF, you have the capability to test most mobile applications fully without leaving your office.



MP3




WWW




Streaming

Cell Broadcast Message 3 Setup	Value
Geographical Scope	Cell / Normal
Message Code	0
Update Number	0
Message Identifier	0
Data Coding Scheme	Language
Data Coding Scheme	English
Data Coding Scheme	1
Content	Text1



MMS



Voice

Developing more than just W-CDMA/HSPA devices?


Just hook it up and go!

If your development needs go beyond W-CDMA/HSPA, with additional firmware that same box on your desk can connect calls from GSM to EDGE Evolution and everything in between. Agilent leads the industry in support of 2G and 3G solutions for cdma2000®, 1xEV-DO, TD-HSUPA, and DC-HSDPA. Contact your Agilent sales engineer to learn how the E5515C/E test set gives you the flexibility to adapt quickly to emerging standards and technologies.

Get started with the W-CDMA/HSPA lab applications today at:

http://wireless.agilent.com/rfcomms/refdocs/wcdma/wcdma_getting_started.html

- DC-HSDPA
- HSPA+
- HSUPA
- HSDPA
- W-CDMA
- TD-HSUPA
- TD-HSDPA
- TD-SCDMA
- 1xEV-DO
- cdma2000
- IS-95
- EDGE Evolution
- EGPRS
- GPRS
- GSM



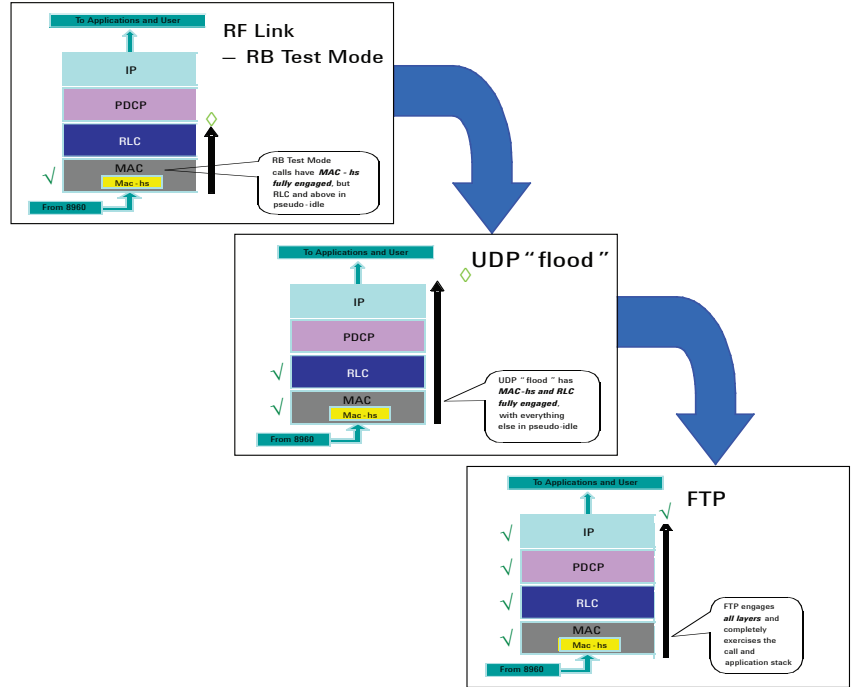
Find Design Issues Earlier, Resolve Them Faster

Functional test analysis

Reduce development and verification cycle time by systematically engaging mobile device layers “up the stack” to find design problems early—before they are found by your customers.

Validate a phone’s data throughput capability while using SMS, MMS, data transfer, video, or other 3G services, all in the presence of realistic network impairments.

Drive down defect resolution cost by finding complex hardware, protocol, and application related issues that are specific to how the phone will function on the network, early in the design cycle. All this for a price that is significantly less than traditional script-based test equipment.



Base station emulation

From basic network settings like country code and cell ID, lab application variables for network emulation extend into such things as network operating mode, TMSI assignment, authentication, neighbor list management, and PDP context rejection; giving you the flexibility you need.

SIB11 Cell Info List	Current
Compressed Node Info	Calling Party Number
	Calling Party Number Inclusion
	Calling Party Number
	Number Type

The pulse of mobile/network interactions

Wireless Protocol Advisor software gives you all messages for the mobile and network from MAC layer all the way to IP! And, with triggering and filtering functionality, you can set up troublesome scenarios that fail intermittently on Friday and come back Monday morning with a bounded and focused protocol log of exactly what happened surrounding the particular issue.

176	<- Rev/Up	RLC	RLC AM PDU
177	For/Dow...	RLC	RLC AM PDU
178	For/Dow...	MAC	DCCH
179	<- Rev/Up	RRC	uplinkDirectTransfer
180	<- Rev/Up	GMM/SM	GMM/SM - Activate PDP Context Request
181	For/Dow...	RRC	radioBearerSetup
182	For/Dow...	RLC	RLC UMD PDU
183	For/Dow...	MAC	DCCH

RF conformance—mandatory in GCF

Today, with the availability of more competitive mobile devices, network operators are becoming very selective and demanding validation. With the largest and most compliant set of RF measurements available among one-box-testers, the 8960 (E5515C/E) can get you into validation sooner. http://wireless.agilent.com/rfcomms/refdocs/wcdma/wcdma_meas_navigation.html

2A, 5.9A, and 5.10A with QPSK
 5.7A and 5.13.1A with QPSK
 6.3A with 16QAM
 5.2A, 5.9A, and 5.10A with 16QAM
 5.7A and 5.13.1A with 16QAM

Waveform Qual. EVM 6.16 %
 Freq Error -2.46 Hz
 Origin Offset -41.6 dB

E6703 Family of Lab Applications

E6703H is our latest application release for the industry leading call box and the right choice for R&D engineers needing world class functionality in a single instrument. The E6703H added several new capabilities including:

- DC-HSDPA test modes and IP data support for 42 Mbps downlink
- LTE/3G interRAT handover
- Band XIX, XX, XXI support
- Fast dormancy
- IPv6 router

E6703H with E6720A-003 is our emerging high-performance application. The Annual Contract is designed for engineers who need early access to leading-edge functionality such as HSDPA DL MIMO.

For a complete comparison of our 8960 W-CDMA/HSPA products, please see:

http://www.home.agilent.com/upload/cmc_upload/All/E1963a_E6703x_FeatureComparison.pdf

Technical Specifications

These specifications apply to an E5515 mainframe with Option 003 installed when used with the latest shipping version of the E6703H lab application.

The above application also includes functionality described within the latest shipping version of E1963A W-CDMA test application with firmware. Please refer to the E1963A data sheet for details and specifications for all functionality covered within the E1963A at: <http://www.agilent.com/find/E1963A>

Specifications describe the test set's warranted performance and are valid for the unit's operation within the stated environmental ranges unless otherwise noted.

Supplemental characteristics are intended to provide typical, but non-warranted, performance parameters that may be useful in applying the instrument. These characteristics are shown in italics and labeled as "typical" or "supplemental." All units shipped from the factory meet these typical numbers at +25 °C ambient temperature without including measurement uncertainty.

W-CDMA RF analyzer (measurements only)

Change of TFC

Measurement method:

The measured results include the step-down and step-up relative power, along with the step-down and step-up error, for all symmetric reference measurement channels supported

Input center frequency ranges:

800 to 1000 MHz
1700 to 1990 MHz

Input power level range:

–61 to +28 dBm

Change of TFC relative measurement accuracy:

< +3.0 dB for power range < 26 dB

Measurement interval:

617 μ s (= 1 timeslot (667 μ s) – 25 μ s transient periods at either side of the nominal timeslot boundaries)

Measurement triggers:

Protocol and external

Temperature range:

+2 to +55 °C

Concurrency capabilities:

Change of TFC measurements cannot be made concurrently with other measurements

Out of sync handling of output power

Measurement method:

The E6703H provides signaling and parameter configuration for this measurement, but requires use of an external analyzer to perform the required measurement

Input center frequency ranges:

800 to 1000 MHz
1700 to 1990 MHz

Input power level range:

–61 to +28 dBm

Temperature range:

+20 to +55 °C

Concurrency capabilities:

Out of sync handling of output power measurements cannot be made concurrently with other measurements

PRACH preamble analysis measurement

Measurement method:

The measured results include the same results as IQ tuning (excluding PCDE) done on UE PRACH preambles; relative power versus chip is also included

Measurement chip rate:

3.84 Mcps

Frequency range:

800 to 1000 MHz
1700 to 1990 MHz

Input level range:

–25 to +28 dBm

EVM measurement range:

Up to 35% EVM

EVM measurement accuracy:

2.3% residual EVM +0.5% algorithm EVM error valid within +10 °C of the temperature at which the previous “Calibrate Measurements” was executed

Frequency error measurement range:

+1 kHz

Frequency error measurement accuracy:

+5 Hz

Timing error measurement range:

+25 µs

Timing error measurement accuracy:

+130 ns (0.5 chips)

Measurement interval:

All results except relative power (user-selectable to one of two)

1067 µs (= PRACH preamble burst = (4096 chips)

1017 µs (= PRACH preamble burst – 25 µs transient periods at beginning and end of bursts = 3904 chips)

Relative power (not user-settable):

1067 µs (= PRACH preamble burst = (4096 chips)

Trigger mode:

Auto, protocol, external, RF rise

RF rise trigger:

Nominal trigger range = expected power setting +9 dB

Temperature range:

+20 to +55 °C

Reporting of CQI measurement

Measurement description:

The channel quality indicator (CQI) value is a measurement report sent to the network by the UE indicating that for the data block just received, if the downlink channel had been formatted as indicated by the reported or lower CQI value, the HSDPA block error ratio for the channel would not have exceeded 10%.

The reporting of channel quality. Indicator test has two parts, which are run in sequential order:

Part 1: Measure CQI variance

Part 2: Measure HSDPA BLER vs. CQI sense

Measurement results:

Graphical and numeric results are provided for cumulative frequency distributions

Part 1 numeric results provided are:

- Downlink TF CQI
- CQI reports
- Median CQI
- CQI in range (%)
- Pass/Fail

Part 2 numeric results provided are:

- Downlink TF CQI
- Median CQI
- statDTXs
- Filtered ACKs
- Filtered NACKs
- Filtered ACKs + NACKs
- Filtered BLER (%)

The existing HBLER measurement is used in the reporting of CQI measurement. See the E1963A data sheet for more details

Measurement interval:

Defined in 3GPP TS 34.121

Trigger mode:

HS-DPCCH

Temperature range:

+20 to +55 °C

Concurrency capabilities:

Reporting of CQI measurements cannot be made concurrently with other measurements

Option 004 digital bus

Functionality:

Allows baseband, digital IQ data from the signal generator to be sent to an external N5106A PXB baseband generator and channel emulator for fading and then returned to the test set for modulation

Connector:

Rear panel, 50 pin high density

Signal generator ALC mode:

Closed or open (default of closed); open loop mode must be used during fading to maintain the desired signal characteristics

ALC open loop calibration:

Calibrates the RF source when operating in the ALC open loop mode; the accuracy remains valid with a +5 °C window of the temperature at which the calibration was performed

ALC open loop RF in/out composite absolute output level accuracy degradation (must add this to the main level accuracy specification for temperatures within +5 °C of the last ALC open loop calibration):

< +0.75 dB, –109 to –70 dBm/1.23 MHz,
< +0.50 dB, –70 to –35 dBm/1.23 MHz,
< +0.75 dB, –35 to –13 dBm/1.23 MHz

ALC open loop RF out only composite absolute output level accuracy degradation (must add this to the main level accuracy specification):

< +0.75 dB, –109 to –70 dBm/1.23 MHz,
< +0.50 dB, –70 to –35 dBm/1.23 MHz,
< +0.75 dB, –35 to –13 dBm/1.23 MHz

ALC open loop carrier feedthrough:

Typically < –40 dBc, (nominal ambient < –47 dBc after IQ calibration)

General Specifications

Dimensions:

(H x W x D): 235 mm x 425 mm x 629 mm

Weight:

31.8 kg

Display:

10.5 inches (26.7 cm), active matrix, color, liquid crystal

Manual user interface:

Traditional front panel type or remote computer driven with graphical UI

LAN port:

LAN 1 port (for firmware upgrades only): RJ-45 connector, 100 Mbps

LAN 2 port (for high data throughput): RJ-45 connector, 100 Mbps (for E5515C) or 1000 Mbps (for E5515E)

LAN 3 port (for future use): RJ-45 connector, 1000 Mbps

Operating conditions:

0 to +55 °C, 30 g/m³ absolute humidity (95%/+32 °C, 28 percent/+55 °C relative humidity)

Storage conditions:

-20 to +70 °C, 50 g/m³ absolute humidity, non-condensing (90%/+65 °C relative humidity)

Power:

88 to 135 Vac, 193 to 269 Vac, 50 to 60 Hz, typically 550 VA maximum

Calibration interval:

2 years

EMI:

Conducted and radiated interference meets CISPR-11, susceptibility meets IEC 1000-4-2, 1000-4-3, and 1000-4-4

Electrical safety:

Complies with CAN/CSA 22.2 No. 61010-1-04, UL Std. 61010-1 (2nd Edition), and IEC 61010-1 (2nd Edition)

Radiated leakage due to RF generator:

Typically < 2.5 μV induced in a resonant dipole antenna one inch from any surface except the underside and rear panel at set RF generator output frequency and output level of -40 dBm

Spurious leakage:

Typically < 5 μV induced in a resonant dipole antenna one inch from any surface except the underside and rear panel at frequencies other than the RF generator output frequency and output level of -40 dBm

Power consumption:

Typically 400 to 450 W continuous



myAgilent

www.agilent.com/find/myagilent

A personalized view into the information most relevant to you.



3 Three-Year Warranty

www.agilent.com/find/ThreeYearWarranty

Agilent's combination of product reliability and three-year warranty coverage is another way we help you achieve your business goals: increased confidence in uptime, reduced cost of ownership and greater convenience.



Agilent Advantage Services

www.agilent.com/find/AdvantageServices

Accurate measurements throughout the life of your instruments.



www.agilent.com/quality

www.agilent.com
www.agilent.com/find/E6703H

For more information on Agilent Technologies' products, applications or services, please contact your local Agilent office. The complete list is available at:

www.agilent.com/find/contactus

Americas

Canada	(877) 894 4414
Brazil	(11) 4197 3600
Mexico	01800 5064 800
United States	(800) 829 4444

Asia Pacific

Australia	1 800 629 485
China	800 810 0189
Hong Kong	800 938 693
India	1 800 112 929
Japan	0120 (421) 345
Korea	080 769 0800
Malaysia	1 800 888 848
Singapore	1 800 375 8100
Taiwan	0800 047 866
Other AP Countries	(65) 375 8100

Europe & Middle East

Belgium	32 (0) 2 404 93 40
Denmark	45 45 80 12 15
Finland	358 (0) 10 855 2100
France	0825 010 700* *0.125 €/minute
Germany	49 (0) 7031 464 6333
Ireland	1890 924 204
Israel	972-3-9288-504/544
Italy	39 02 92 60 8484
Netherlands	31 (0) 20 547 2111
Spain	34 (91) 631 3300
Sweden	0200-88 22 55
United Kingdom	44 (0) 118 927 6201

For other unlisted countries:

www.agilent.com/find/contactus

(BP-3-1-13)

Product specifications and descriptions in this document subject to change without notice.

© Agilent Technologies, Inc. 2007-2013
Published in USA, June 4, 2013
5991-2444EN

cdma2000 is a registered certification mark of the Telecommunications Industry Association.



Agilent Technologies