

Fast f_T - I_C Measurement Using the Agilent B2900A Series of SMUs

Technical Overview

Agilent B2901/02/11/12A Precision Source/Measure Unit

Agilent B2901A Precision SMU, 1ch, 100 fA resolution, 210 V, 3A DC/10.5 A pulse
 Agilent B2902A Precision SMU, 2ch, 100 fA resolution, 210 V, 3A DC/10.5 A pulse
 Agilent B2911A Precision SMU, 1ch, 10 fA resolution, 210 V, 3A DC/10.5 A pulse
 Agilent B2912A Precision SMU, 2ch, 10 fA resolution, 210 V, 3A DC/10.5 A pulse

Introduction

The cutoff frequency (f_T) is an important parameter to understand the operating frequency range of a bipolar transistor. To measure f_T , a DC bias must be applied to place the transistor at the correct operating point while simultaneously using a network analyzer to measure its frequency characteristics.

The Agilent B2901/02/11/12A Precision Source/Measure Unit is a compact and cost-effective bench-top Source/Measure Unit (SMU) that supplies precise sourcing and measurement capability at a very reasonable price. In addition, the B2900A Series of SMUs supports enhanced trigger functions that enable each step of a bias sweep it performs to be synchronized with a frequency sweep performed by a network analyzer. These capabilities allow you to evaluate and plot parameters such as f_T versus I_C very quickly and efficiently.

For all of these reasons, the B2900A Series of SMUs is the ideal bias source to use with network analyzers for the evaluation of transistor DC and RF characteristics. This technical overview explains the key features of the B2900A Series of SMUs in detail and shows how it can help to determine the f_T - I_C characteristics of bipolar transistors.

System Configuration

Figure 1 shows a system configuration to perform f_T - I_C measurement using the B2902A or B2912A dual channel SMU in conjunction with a network analyzer (such as one from the Agilent ENA or PNA series). The bipolar transistor is connected

through a bias-T (either built-in to the network analyzer or external) to the RF ports of the network analyzer and to the DC output terminals of the B2900A Series of SMUs.

The DC bias voltage or current of the B2900A Series of SMUs is applied to the DUT through the bias-T.

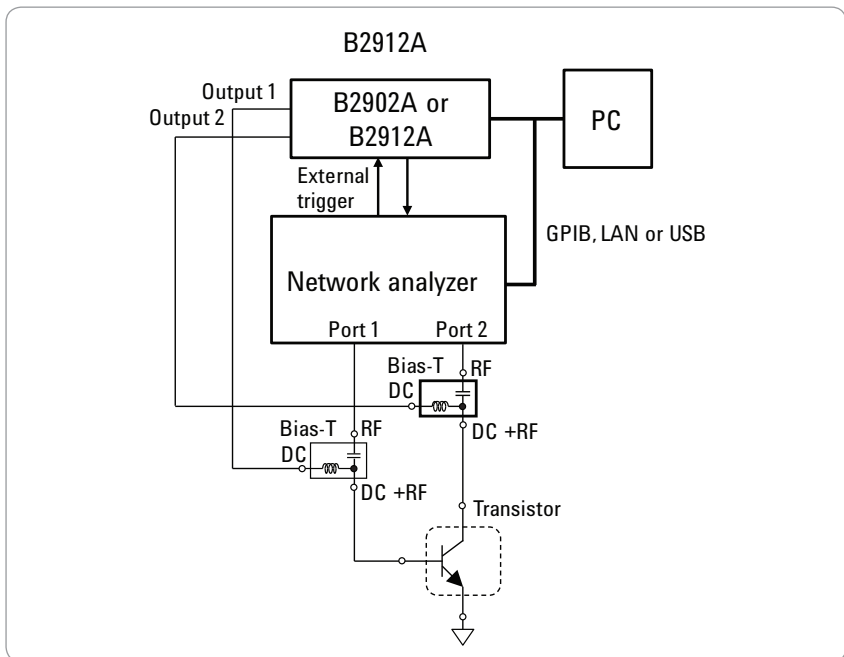


Figure 1. System configuration of a fast f_T - I_C measurement system using the Agilent B2900A Series of SMUs



A PC can control the B2900A Series of SMUs and the network analyzer using GPIB, Local Area Network (LAN) or USB communication protocols. In addition, the B2900A Series of SMUs and network analyzer's external trigger inputs and outputs are connected to each other, and the trigger signals are used to improve overall system performance.

What is the B2900A Series of SMUs?

An SMU combines the capabilities of a current source, a voltage source, a current meter and a voltage meter along with the capability to switch easily between these various functions in a single instrument. This gives it the ability to evaluate the IV characteristics of devices easily across all four quadrants without any additional equipment.

The members of the B2900A Series of SMUs are single or dual channel SMU units that offer a wide range of IV measurement capability for a variety of two-terminal and three-terminal devices. They cover currents from 10 fA to 3 A (DC)/10.5 A (pulse) and voltages from 100 nV to 210 V. In addition to their DC operation mode, the B2900A Series of SMUs also has the ability to perform pulsed measurements in order to prevent device self-heating from distorting the measurement results.

Figure 2 provides an overview of the B2900A Series of SMUs. The channels of the B2900A Series of SMUs support both 2-wire and 4-wire measurements. A 4-wire measurement uses one pair of leads to force current and the other pair of leads to monitor (sense) voltage. This eliminates the voltage measurement error caused by residual cable resistance. The B2900A Series of SMUs also supports a remote-sensing function that keeps the voltage applied to the sense point the same as the programmed voltage.

Agilent offers the 11612V Kelvin bias-T network to support 4-wire measurement. Performing a 4-wire

measurement using the B2900A Series of SMUs and the 11612V Kelvin bias-T network eliminates the voltage error caused by the residual bias-T resistance.

From this discussion it is clear that the B2900A Series of SMUs can be used to perform both IV measurements and to act as a precision bias source in conjunction with a network analyzer. Conveniently, the B2900A Series of SMUs also supports triggering functions that allow it to be easily synchronized with other measurement equipment (such as network analyzers).




Figure 2. Overview of the B2900A Series of SMUs and its output terminals

Measuring f_T - I_c Characteristics

The cutoff frequency (f_T) can be calculated from the H_{21} parameter, and the H parameters can be calculated from the measured S parameters. Figure 3a shows an example of f_T extraction using H parameters.

The absolute value of H_{21} at 1 GHz is calculated, and a line is drawn at this point with a -6 dB/octave slope. The f_T is defined as the intercept of this line with the X-axis.

To find the maximum cutoff frequency $f_{T,max}$, the base current (I_b) is swept while measuring the collector current (I_c). At each step of the I_b sweep, S-parameters are measured and used to calculate the cutoff frequency, f_T .

Figure 3b shows an example of a measured f_T - I_c curve. The maximum cutoff frequency, $f_{T,max}$, can be determined from this curve. In this example, the $f_{T,max}$ is 14.9 GHz when the collector current is approximately 40 mA.

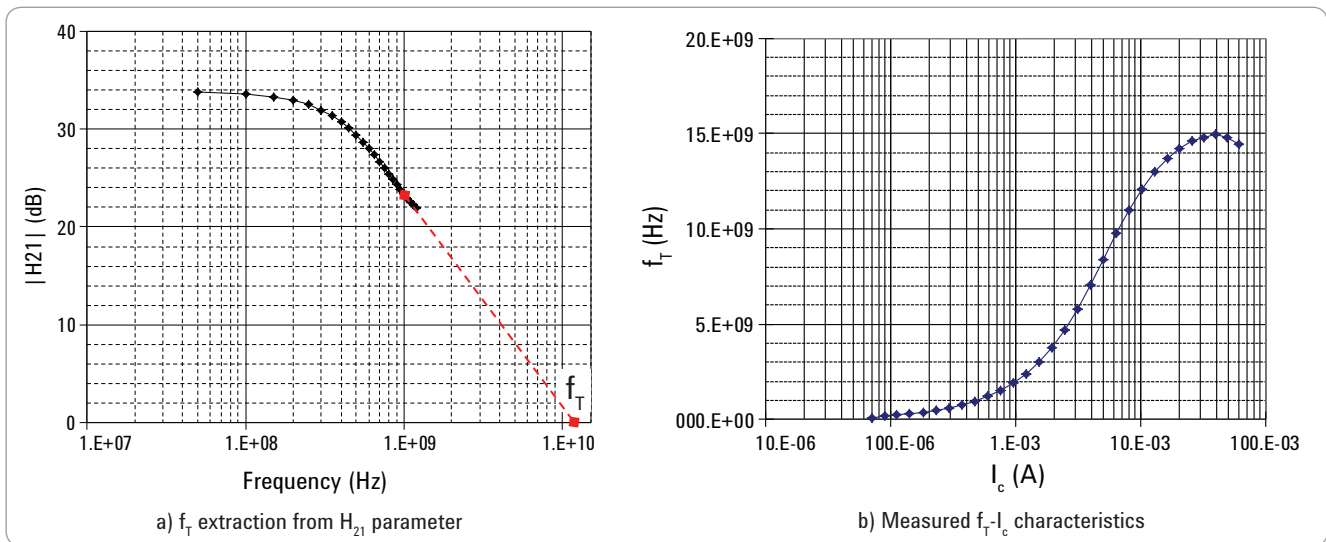


Figure 3. Example of f_T - I_c measurement

Handshaking the B2900A Series of SMUs and a Network Analyzer

The B2900A Series of SMUs has sophisticated triggering functions that enable it to perform complicated measurement sequences in synchronization with other instruments. For example, the start of each measurement step in a sweep can be initiated using an external trigger signal. This is opposed to using a single trigger signal to start the entire sweep measurement.

In addition, the B2900A Series of SMUs can output trigger signals at the beginning and end of various measurement events, such as signal transition and data acquisition.

Figure 4 shows an example of some handshaking signals between the

B2900A Series of SMUs and a network analyzer to perform an f_T - I_c measurement. After incrementing the bias, the B2900A Series of SMUs sends a trigger signal to the network analyzer to notify that it is ready for the frequency sweep. After receiving the trigger signal, the network analyzer initiates a frequency sweep to measure the S parameters.

After the network analyzer completes its data transfer, it sends a trigger signal to the B2900A Series of SMUs and it measures the collector current. This process continues until the last voltage step has been reached.

Using this trigger-controlled handshake scheme, the f_T - I_c measurement speed is much faster than it would be if the B2900A Series of SMUs and network analyzer were controlled programmatically using one of the supported communication protocols.

Summary

The Agilent B2901/02/11/12A Precision Source/Measure Unit is a low-cost Source/Measure Unit (SMU) capable of supplying the DC voltages and currents to a bipolar transistor in conjunction with a network analyzer.

The B2900A Series of SMUs covers wide current and voltage measurement ranges (from 100 fA/100 nV to 10.5 A/210 V). It also has a 4-wire measurement function with remote-sensing that allows you to measure the IV characteristics of bipolar transistors accurately through a bias-T by eliminating the influence of the residual resistance.

Moreover, its sophisticated triggering capabilities support fast f_T - I_c measurements by allowing the B2900A Series of SMUs and network analyzer to be synchronized via handshaking trigger signals rather than by using commands sent over a communication protocol.

For all of these reasons, the B2900A Series of SMUs is the most cost-effective solution for the evaluation of bipolar transistors in conjunction with network analyzers such as those in the Agilent ENA or PNA series.

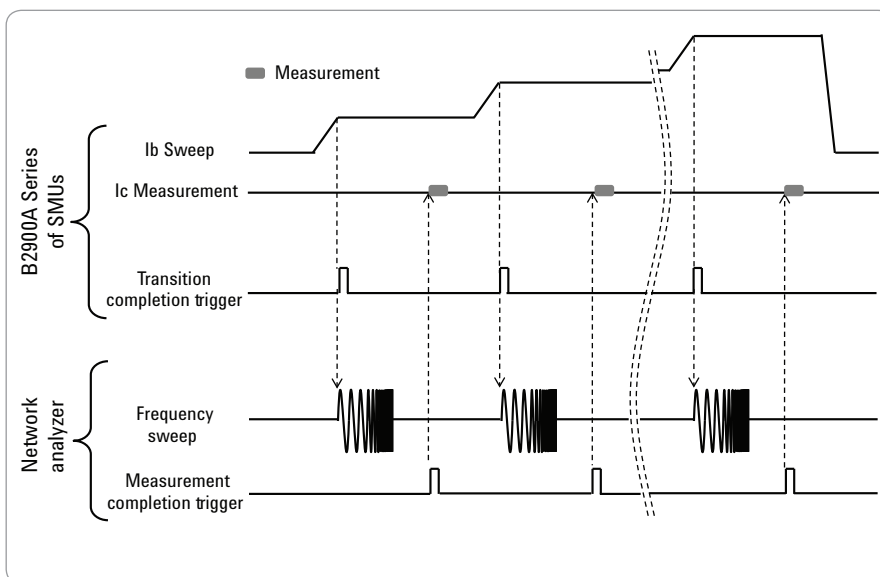


Figure 4. B2900A Series of SMUs and network analyzer triggering diagram example for fast f_T - I_c measurement



www.agilent.com/find/myagilent

A personalized view into the information most relevant to you.



www.axistandard.org

AdvancedTCA® Extensions for Instrumentation and Test (AXIe) is an open standard that extends the AdvancedTCA for general purpose and semiconductor test. Agilent is a founding member of the AXIe consortium.



www.lxistandard.org

LAN eXtensions for Instruments puts the power of Ethernet and the Web inside your test systems. Agilent is a founding member of the LXI consortium.



www.pxisa.org

PCI eXtensions for Instrumentation (PXI) modular instrumentation delivers a rugged, PC-based high-performance measurement and automation system.



Agilent Advantage Services is committed to your success throughout your equipment's lifetime. To keep you competitive, we continually invest in tools and processes that speed up calibration and repair and reduce your cost of ownership. You can also use Infoline Web Services to manage equipment and services more effectively. By sharing our measurement and service expertise, we help you create the products that change our world.

www.agilent.com/find/advantageservices



www.agilent.com/quality

Agilent Channel Partners

www.agilent.com/find/channelpartners

Get the best of both worlds: Agilent's measurement expertise and product breadth, combined with channel partner convenience.

Microsoft and Windows® are U.S. registered trademarks of the Microsoft Corporation.

www.agilent.com
www.agilent.com/find/precisionSMU

For more information on Agilent Technologies' products, applications or services, please contact your local Agilent office. The complete list is available at:

www.agilent.com/find/contactus

Americas

Canada	(877) 894 4414
Brazil	(11) 4197 3600
Mexico	01800 5064 800
United States	(800) 829 4444

Asia Pacific

Australia	1 800 629 485
China	800 810 0189
Hong Kong	800 938 693
India	1 800 112 929
Japan	0120 (421) 345
Korea	080 769 0800
Malaysia	1 800 888 848
Singapore	1 800 375 8100
Taiwan	0800 047 866
Other AP Countries	(65) 375 8100

Europe & Middle East

Belgium	32 (0) 2 404 93 40
Denmark	45 45 80 12 15
Finland	358 (0) 10 855 2100
France	0825 010 700* *0.125 €/minute
Germany	49 (0) 7031 464 6333
Ireland	1890 924 204
Israel	972-3-9288-504/544
Italy	39 02 92 60 8484
Netherlands	31 (0) 20 547 2111
Spain	34 (91) 631 3300
Sweden	0200-88 22 55
United Kingdom	44 (0) 118 927 6201

For other unlisted countries:

www.agilent.com/find/contactus

Revised: October 11, 2012

Product specifications and descriptions in this document subject to change without notice.

© Agilent Technologies, Inc. 2013
Published in USA, January 7, 2013
5990-6895EN

Agilent B2961A/B2962A 6.5 digit Low Noise Power Source



If you need more source capabilities, the best choice is Agilent Power Source. See our B2900A series lineup.

www.agilent.com/find/b2900a



Agilent Technologies