
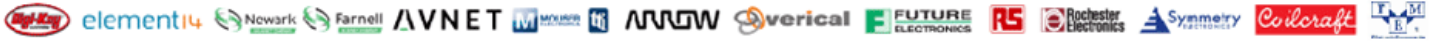


Find price and inventory from the leading distributors:





EEVblog Electronics Community Forum

A Free & Open Forum For Electronics Enthusiasts & Professionals

Hello volvo_nut_v70

Show unread posts since last visit.
 Show new replies to your posts.
 November 05, 2021, 03:09:12 pm



 This topic

News:

No news is good news. Be excellent to each other.

- Home
- Help
- Search
- Profile
- [About us](#)
- My Messages
- Calendar
- [Links](#)
- Members
- Logout

EEVblog Electronics Community Forum » Products » Test Equipment » 'Free' VSA options

« previous next »

Pages: [1] 2 Next All **Go Down**


- REPLY
- NOTIFY
- MARK UNREAD
- SEND THIS TOPIC
- PRINT
- SEARCH

Author Topic: 'Free' VSA options (Read 16335 times)

volvo_nut_v70 and 0 Guests are viewing this topic.

PA0PBZ

Super Contributor



Posts: 4623

Country:



'Free' VSA options

« on: January 11, 2015, 03:54:32 pm »

Say Thanks Reply Quote

Two weeks ago I bought an E4406A from KJDS as a companion to my E4433D. Since it only came with the GSM-Edge option I sniffed around a bit to see what was possible, since I wanted the wcdma enabled. So I did what I normally do, download a firmware upgrade to get an easy access to the system files. Well, in this case it is an interesting upgrade because it comes with a java installer to update the VSA via the lan. Peeking around a bit told me that most of the stuff is done via FTP and of course in there was the user/pass for that and the location of the license files. To my surprise on my VSA there were not only the standard license files which come in the form of OPT.lic (like 202.lic) but also some other files:

Code: [Select]

```

202.lic
252.lic
B78.lic
BAC.lic
BAE.lic
nfstmp.3bd8829400000001
nfstmp.3bd8829400000002
nfstmp.3bd8829400000003
nfstmp.3bd8829400000004
nfstmp.3bd8829400000005
nfstmp.3bd8829400000006
nfstmp.3bdeb64f00000001
nfstmp.3bdeb64f00000002
nfstmp.3bdeb64f00000003
nfstmp.3bdeb64f00000004
nfstmp.3bdeb64f00000005
  
```

I know these license files, They are used by FlexLM which you see in a lot of Agilent products from that time. They are all like this:

FEATURE 202 TMOMID01 1.0 permanent uncounted 0123456789AB \
HOSTID=VSA_HOSTID=E1234567

Where HOSTID is the ID of the instrument and the 0123456789AB is the generated key. So what are these nfstmp files? It turns out that this VSA for some strange reason has a few license files for three different host id's, and luckily one of the id's is the same as my machine. So all I have to do is to copy the nfstmp file with the correct host id and the wcdma option (BAF) to BAF.lic right? Almost... The VSA has only the option code for the installed options, so while I now have the correct license for wcdma the code is still missing. No panic! Just download the correct firmware update, unpack and transfer the (in this case) orion.wcdmart.0 to the VSA. Done!

Of course YMMV but if you are into some fun have a look in your VSA. FTP to it, use vsa/service as user/pass and do an ls-l licenses, who knows you are as lucky as I was 😊

Report to moderator Logged

Keyboard error: Press F1 to continue.

dxl
Regular Contributor



Posts: 112
Country:

Re: 'Free' VSA options

« Reply #1 on: January 11, 2015, 06:10:00 pm »

Say Thanks Reply Quote

Hi,

i played a few years ago with the licensing, and i needed to change the following bytes in the binary to make it accept all licenses regardless whether the checksum is valid:

```
$ cmp -l orion.cchprt orion.cchprt.ori
2530905 64 213
2530906 34 200
2530907 0 40
2530908 0 250
```

I think that was already with the latest VSA Firmware (A.10.08?).


With that hack you just need to copy the license file to a new name, and modify the contents.

Have fun

Report to moderator Logged

The following users thanked this post: JiriB

PAOPBZ
Super Contributor



Posts: 4623
Country:

Re: 'Free' VSA options

« Reply #2 on: January 11, 2015, 06:15:06 pm »

Say Thanks Reply Quote

Quote from: dxl on January 11, 2015, 06:10:00 pm

With that hack you just need to copy the license file to a new name, and modify the contents.

Yes I was planning to go that route (did the same with a N1996a) but since I found the license I was after I called it a day. Maybe I'll look into it later, thanks!

Report to moderator Logged

Keyboard error: Press F1 to continue.

harha
Contributor

Posts: 19
Country:

Re: 'Free' VSA options

« Reply #3 on: July 02, 2015, 03:59:51 am »

Say Thanks Reply Quote

Hi

I have serviced some e4406A`s and found exactly the same as you-many of them have the license files for many options stored!

All of them came from nokia.

Could someone please explain how to use the metod mentioned by dxl?.

Would also like to have H17 wlan option installed-have the lic file,but where do i get the file from?-its not a part of A10.08 firmware.

Regards

Hardy

Report to moderator Logged

helius
Super Contributor



Posts: 3397
Country:



Re: 'Free' VSA options
« **Reply #4 on:** July 02, 2015, 04:21:47 am »

[Say Thanks](#) [Reply](#) [Quote](#)

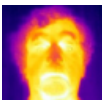
dxl used cmp(1) to print out the bytes differing in the original and his patch.
you can apply the patch using xxd(1):

Code: [Select]

```
cp orion.cchprt orion.cchprt.modified
echo "40220000" | xxd -r -p -s2530905 - orion.cchprt.modified
```

[Report to moderator](#)

PAOPBZ
Super Contributor



Posts: 4623
Country:



Re: 'Free' VSA options
« **Reply #5 on:** July 02, 2015, 09:39:15 am »

[Say Thanks](#) [Reply](#) [Quote](#)

Quote from: harha on July 02, 2015, 03:59:51 am

Would also like to have H17 wlan option installed-have the lic file,but where do i get the file from?-its not a part of A10.08 firmware.

I'm not sure what version of the firmware updater I installed, but the wlan file is there.
In the folder data_files you will find the file h17.install.txt which shows you what file you need:

Option: H17
orion.wlanrt.0

The orion.wlanrt.0 file is in the FTPFiles folder.

[Report to moderator](#)

Keyboard error: Press F1 to continue.

harha
Contributor

Posts: 19
Country:




Re: 'Free' VSA options
« **Reply #6 on:** July 16, 2015, 09:52:24 am »

[Say Thanks](#) [Reply](#) [Quote](#)

Thanks to All
Yes-PAOPBZ-
You are right,did find the file for h17-thanks..
But as I am not a great programmer and afraid of doing something very wrong,could someone explain(maybe helius?) how to use the patch shown by helius?.

[Report to moderator](#)

PAOPBZ
Super Contributor



Posts: 4623
Country:



Re: 'Free' VSA options
« **Reply #7 on:** July 16, 2015, 10:04:07 am »

[Say Thanks](#) [Reply](#) [Quote](#)

Quote from: harha on July 16, 2015, 09:52:24 am

But as I am not a great programmer and afraid of doing something very wrong,could someone explain(maybe helius?) how to use the patch shown by helius?.

In an earlier post you mentioned that you have the LIC file, and in that case a patch is not needed, just rename the file to H17.lic and upload the orion.wlanrt.0 to the unit.

[Report to moderator](#)

Keyboard error: Press F1 to continue.

harha
Contributor

Posts: 19
Country:



Re: 'Free' VSA options
« **Reply #8 on:** July 16, 2015, 10:17:31 am »

[Say Thanks](#) [Reply](#) [Quote](#)

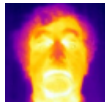
Sorry
I have not been clear!
Have installed h17-thanks,but would like to know how to install other options without lic files.Cant open the orion file..

[Report to moderator](#)

PAOPBZ
Super Contributor

Re: 'Free' VSA options
« **Reply #9 on:** July 16, 2015, 10:51:17 am »

[Say Thanks](#) [Reply](#) [Quote](#)



Posts: 4623
Country:

Quote from: harha on July 16, 2015, 10:17:31 am

Have installed h17-thanks,but would like to know how to install other options without lic files.Cant open the orion file..

The orion.cchprt file is a binary file, so you need some kind of hex editor to change the contents. I'm not sure what tools are available in the OS of the machine so I'd download it to the PC and use your favorite tool.
Make a copy first (orion.cchprt.orig) and store this on the VSA.
Then open the file in a hex editor, check if the file locations mentioned contain the first value, then change it to the second value.

Code: [Select]

```
2530905 64 213
2530906 34 200
2530907 0 40
2530908 0 250
```

After that copy the file back to the VSA.

Since I did not create the hack I'm not sure what to do next, probably you will have to create fake .lic files with the proper name (like 202.lic) but the content doesn't matter, so just copy an existing .lic file to a file with the proper name.

[Report to moderator](#)

Keyboard error: Press F1 to continue.

mikerj
Super Contributor

Posts: 2822
Country:

Re: 'Free' VSA options

« **Reply #10 on:** July 16, 2015, 11:44:49 am »

[Say Thanks](#) [Reply](#) [Quote](#)

Quote from: PA0PBZ on July 16, 2015, 10:51:17 am

Then open the file in a hex editor, check if the file locations mentioned contain the first value, then change it to the second value.

Possibly the other way around? The files in dxl's post are *orion.cchprt* and *orion.cchprt.ori*, so if one ending in .ori is the original then the values in the first column are the new ones.

Also cmp outputs the byte values in octal, so you need to be aware of this if using a hex editor.

[Report to moderator](#)

PA0PBZ
Super Contributor

Re: 'Free' VSA options

« **Reply #11 on:** July 16, 2015, 11:46:25 am »

[Say Thanks](#) [Reply](#) [Quote](#)

Quote from: mikerj on July 16, 2015, 11:44:49 am

Possibly the other way around? The files in dxl's post are *orion.cchprt* and *orion.cchprt.ori*, so if one ending in .ori is the original then the values in the first column are the new ones.

You are totally right. My mind interpreted the list as a patch list 🙄

[Report to moderator](#)

Keyboard error: Press F1 to continue.

harha
Contributor
Posts: 19
Country:

Re: 'Free' VSA options

« **Reply #12 on:** July 21, 2015, 06:04:03 am »

[Say Thanks](#) [Reply](#) [Quote](#)

Hi All
Have copied the orioncchprt and use free hex editor neo-it let me choose octal,hex etc---but cant see the addresses mentioned(2530905.....2530908)??
I make something wrong,but cant figure what?.
Regards
Ps Have any of you made a script for greater spans?have used ve2zaz python script-works great-but really would like if it could continuously make updates.

[Report to moderator](#)

Pieh0
Contributor

Re: 'Free' VSA options

« **Reply #13 on:** September 02, 2015, 11:03:24 pm »

[Say Thanks](#) [Reply](#) [Quote](#)

Posts: 34
Country: 



Quote from: helius on July 02, 2015, 04:21:47 am

dxl used cmp(1) to print out the bytes differing in the original and his patch.
you can apply the patch using xxd(1):

Code: [Select]

```
cp orion.cchprt orion.cchprt.modified
echo "40220000" | xxd -r -p -s2530905 - orion.cchprt.modified
```

Tried doing that, and checked it against dxl's compare between the files, and got totally the wrong results, so after toying around with it, here is the correct command.

Code: [Select]

```
echo "341C0000" | xxd -r -p -s2530904 - orion.cchprt.modified
```

Doing that gets me the correct result

Quote


```
cmp -l orion.cchprt.modified orion.cchprt.10.08.orig
2530905 64 213
2530906 34 200
2530907 0 40
2530908 0 250
```

Just tried it now and it works, rather than crashing on bootup requiring you to do a full install.

[Report to moderator](#)  Logged

helius
Super Contributor




Posts: 3397
Country: 



 **Re: 'Free' VSA options**


« **Reply #14 on:** September 03, 2015, 12:02:53 am »

[Say Thanks](#) [Reply](#) [Quote](#)

Good catch, my mistake was relying on the GNU manual page for cmp(1) 
It doesn't tell you that the output bytes are in octal.

[Report to moderator](#)  Logged

harha
Contributor


Posts: 19
Country: 



 **Re: 'Free' VSA options**


« **Reply #15 on:** October 14, 2015, 05:31:05 am »

[Say Thanks](#) [Reply](#) [Quote](#)

Hi All
Have tried to modify the orion lic file without any luck.
Were thinking about if it would be possible to use a working copy of this modified orion.cchprt file from one of your e4406a`s?
Or maybe it have to be my orion.cchprt file?-if so i can at least find out to copy and transfer it. 
Any help welcome.
Hardy

[Report to moderator](#)  Logged

davorin
Supporter



Posts: 870
Country: 



 **Re: 'Free' VSA options**

« **Reply #16 on:** October 17, 2015, 01:11:38 pm »

[Say Thanks](#) [Reply](#) [Quote](#)

Let me get this straight...

My machine has:

Code: [Select]

```
252.lic
BAF.lic
BAH.lic
```

The license Folder contains also nfstmp files (is there nfs enabled?)
with following licenses:

Code: [Select]

FEATURE 202
FEATURE B78
FEATURE BAE
FEATURE BAC
FEATURE 204


The system screen also shows information, that a key is installed, but not the firmware, for example for BAH.lic.

So would I also need to install the nirmware or is it enough to just copy over the nfstmp files and reboot?

[Report to moderator](#) Logged

PAOPBZ

Super Contributor



Posts: 4623
Country:



Re: 'Free' VSA options

« **Reply #17 on:** October 17, 2015, 01:15:15 pm »

[Say Thanks](#) [Reply](#) [Quote](#)

You also need the firmware and enough space to put it on the machine, maybe taking off something you don't need.

See my original post in this thread. Also check if the nfstmp files have the correct hostid.


« Last Edit: October 17, 2015, 01:16:48 pm by PAOPBZ »

[Report to moderator](#) Logged

Keyboard error: Press F1 to continue.

davorin

Supporter



Posts: 870
Country:



Re: 'Free' VSA options

« **Reply #18 on:** October 17, 2015, 01:19:30 pm »

[Say Thanks](#) [Reply](#) [Quote](#)

Yes the HOSTIDs are all the same....

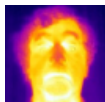
But does for every installed key has to be an installed firmware in the system info menu?

Well...what the heck is jwview the Firmware updater is looking for....(o;

[Report to moderator](#) Logged

PAOPBZ

Super Contributor



Posts: 4623
Country:



Re: 'Free' VSA options

« **Reply #19 on:** October 17, 2015, 01:21:49 pm »

[Say Thanks](#) [Reply](#) [Quote](#)


Just unpack the updater and move the files you need to the VSA. There is a nice script inside the update package which shows you how it is done 😊

[Report to moderator](#) Logged

Keyboard error: Press F1 to continue.

davorin

Supporter



Posts: 870
Country:



Re: 'Free' VSA options

« **Reply #20 on:** October 17, 2015, 02:01:55 pm »

[Say Thanks](#) [Reply](#) [Quote](#)

Okay...installed a new Firmware for WCDMA and shows as 10.08 now...as also copied over one nfstmp file to 202.lic...seems to work...

Guess I can just replace all "Orion.*" files then with the 10.08 files?

Or needs the system also to be updated from the "install" folder?

[Report to moderator](#) Logged

PAOPBZ

Super Contributor




Re: 'Free' VSA options

« **Reply #21 on:** October 17, 2015, 02:07:48 pm »

[Say Thanks](#) [Reply](#) [Quote](#)

I think that the orion files should be used with the corresponding firmware, but maybe that version is already on your machine?

ISTR that I downloaded the firmware version that was already on my VSA and took the orion files from there.



Posts: 4623
Country:

Keyboard error: Press F1 to continue.

davorin

Supporter



Posts: 870
Country:

Re: 'Free' VSA options

« **Reply #22 on:** October 17, 2015, 02:14:28 pm »


Say Thanks Reply Quote

Well firmware Revision is still shown as 10.05 on top of the system info....

Report to moderator Logged

PAOPBZ

Super Contributor



Posts: 4623
Country:

Re: 'Free' VSA options

« **Reply #23 on:** October 17, 2015, 02:16:37 pm »

Say Thanks Reply Quote

Quote from: davorin on October 17, 2015, 02:14:28 pm

Well firmware Revision is still shown as 10.05 on top of the system info....

Maybe not enough difference then? If I remember correctly I once tried an orion file from a different version and it didn't like it.

Report to moderator Logged

Keyboard error: Press F1 to continue.

davorin

Supporter



Posts: 870
Country:

Re: 'Free' VSA options

« **Reply #24 on:** October 17, 2015, 02:24:06 pm »

Say Thanks Reply Quote

Hmm..bastards....configured telnet in inetd.conf but left out /bin/telnetd....

But instead have a web server running (o;

« Last Edit: October 17, 2015, 02:38:47 pm by davorin »

Report to moderator Logged

Share me



LINK TO CALENDAR

Jump to:

Quick Reply



NEW SOLDERMASK COLORS

• PINK



BUDGET MULTIMETERS !!

ANENG, UNI-T and more...



[EEVblog Main Site](#)

[EEVblog on Youtube](#)

[EEVblog on Twitter](#)

[EEVblog on Facebook](#)

[EEVblog on Library](#)

SMF 2.0.18 | SMF © 2021, Simple Machines
Simple Audio Video Embedder
SMFAds for Free Forums
[XHTML](#) [RSS](#) [Mobile WAP2](#)