

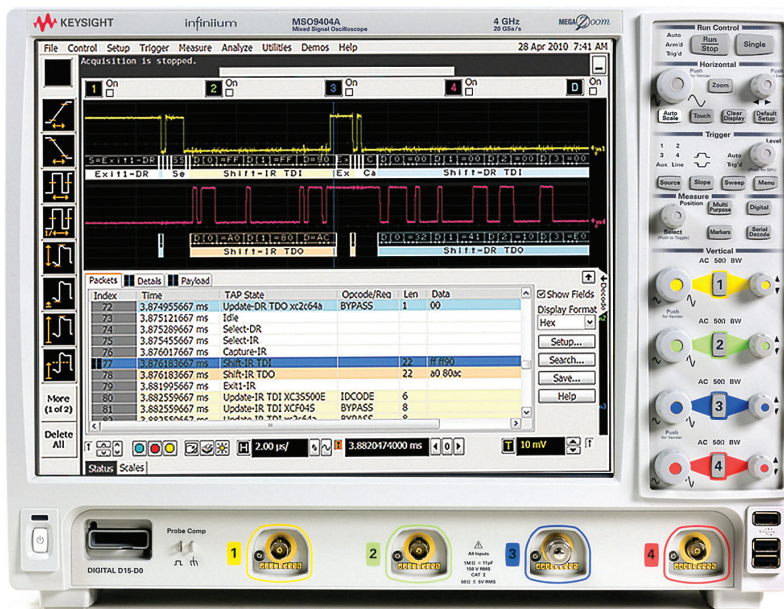
# Keysight Technologies

## JTAG (IEEE 1149.1) Protocol

### Triggering and decode for

### Infiniium Series Oscilloscopes

Data Sheet



This application is available in the following license variations.

- Order N8817A for a user-installed license.
- Order option 042 for a factory-installed license with new oscilloscopes
- Order N5435A option 038 for a server-based license that works on 9000, 9000 H-, 90000, and 90000 X-Series

## JTAG (IEEE 1149.1) Decode Overview

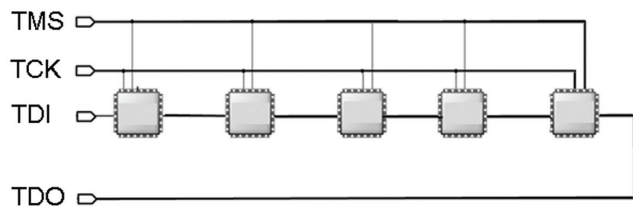
JTAG, also known as IEEE 1149.1, is one of the most successful electronic standards of all times. JTAG scan chains are a critical piece of nearly every electronic design. JTAG has become a critical technology for not only manufacturing testing, but also for development teams. What happens when you need to see JTAG bus transactions for debug?

While oscilloscopes have long been used to view JTAG signal integrity and timing issues, the Keysight Technologies, Inc. Infiniium Series is the first scope family to support JTAG protocol decode.

Extend your scope capability with Keysight's JTAG decode application. This application displays real-time time-aligned decode of JTAG (IEEE 1149.1).

- See real-time time-aligned decode of JTAG (IEEE 1149.1) from TDI, TDO, TMS and TCK signals.
- Quickly describe each unique scan chain and import BSDL files for each device in the chain
- View JTAG protocol including device names, OPCODES, and flagging of certain error conditions
- Use time-correlated views to move between protocol and physical layer views.

The N8817A application provides real-time, at-speed, JTAG decode from TMS, TDI, TDO and TCK signals acquired on either scope or digital (MSO) channels. Signals must be probed at the periphery of the scan chain, and cannot be probed in the middle of the scan chain.



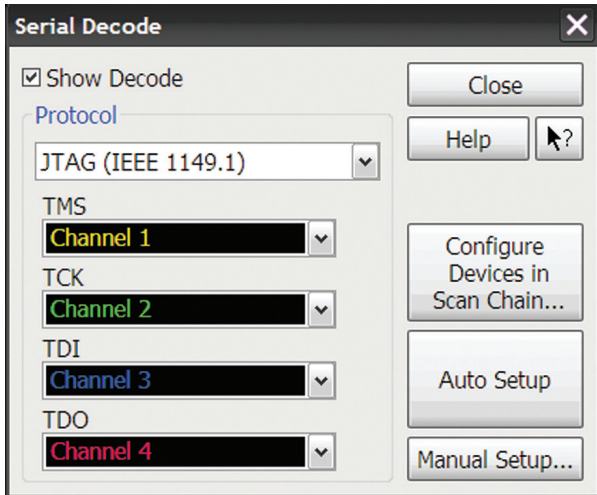
Easy to find

Turn decode on/off in the "setup" menu. View decode embedded on the waveform display or in the protocol viewer listing window. (See pages 4-6).

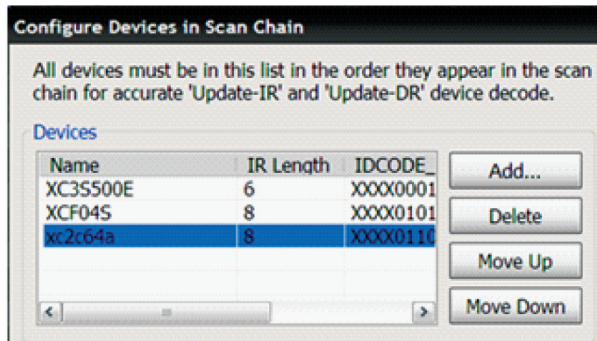
Setup	Trigger	Measure	Analyze	Util
1	Channel 1...		Ctrl+1	
2	Channel 2...		Ctrl+2	
3	Channel 3...		Ctrl+3	
4	Channel 4...		Ctrl+4	
	Probes...		Alt+P	
	Serial Decode...		Alt+S	
	Serial Search...			

# JTAG Scan Chain Setup

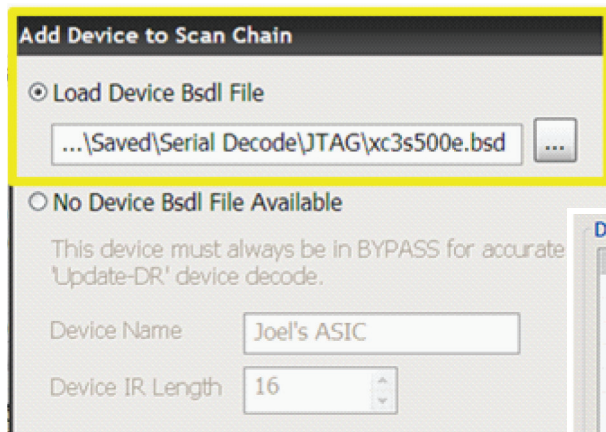
1. Assign the channel that you are using to acquire each JTAG signal. If your scan chain also includes TRST, you can connect any unused scope or digital channel to TRST and trigger on and display it.



2. Specify how many devices are in the scan chain and their order.



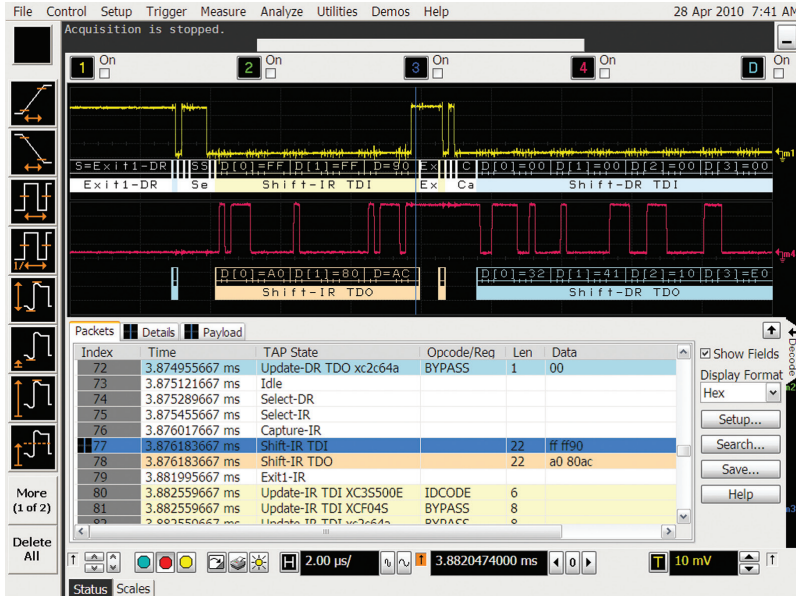
3. Import a BSDL file for each device. Have a device that does not have a BSDL file? BYPASS the device and tell the JTAG decode application the width of the instruction register so that the application can provide correct decodes.



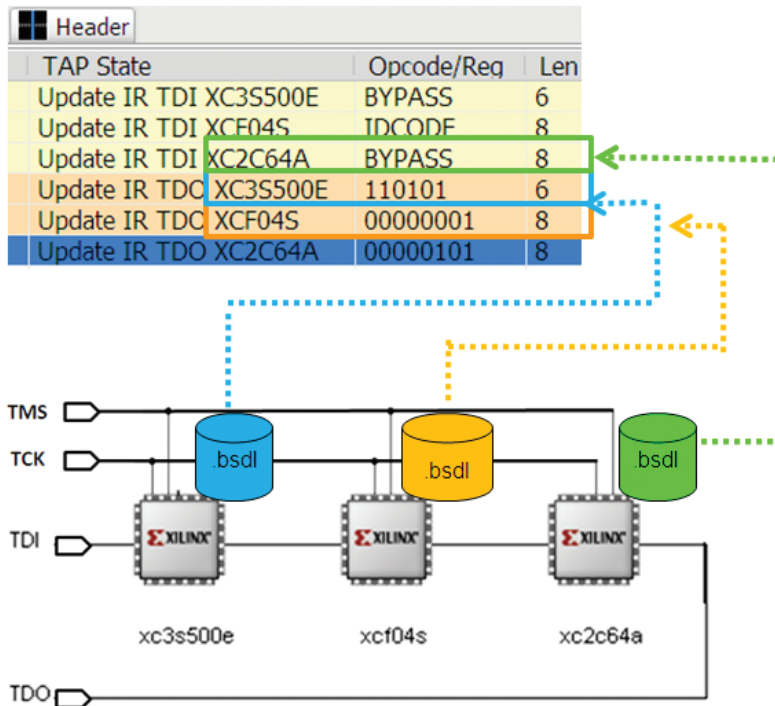
IR Opcode	IR Value	DR Name	DR Length
BULKPROG	00010010	DATAREG	281
BYPASS	11111111	BYPASS	1
ERASE_ALL	00010100	DATAREG	281
EXTTEST	00000000	BOUNDARY	192
HIGHZ	11111100	BYPASS	1
IDCODE	00000001	DEVICE_ID	32
INTTEST	00000010	BOUNDARY	192
ISC_DISABLE	11000000	DATAREG	281
ISC_ENABLE	11101000	DATAREG	281

# JTAG Decode

Quickly move between physical and JTAG protocol layer information using the time-correlated marker. Display protocol content using embedded decode in the waveform area. Or, see protocol events in a compact listing format show on the lower portion of the display. Minor tick marks indicate clock transitions. Major tick marks indicate segments of the JTAG packet.



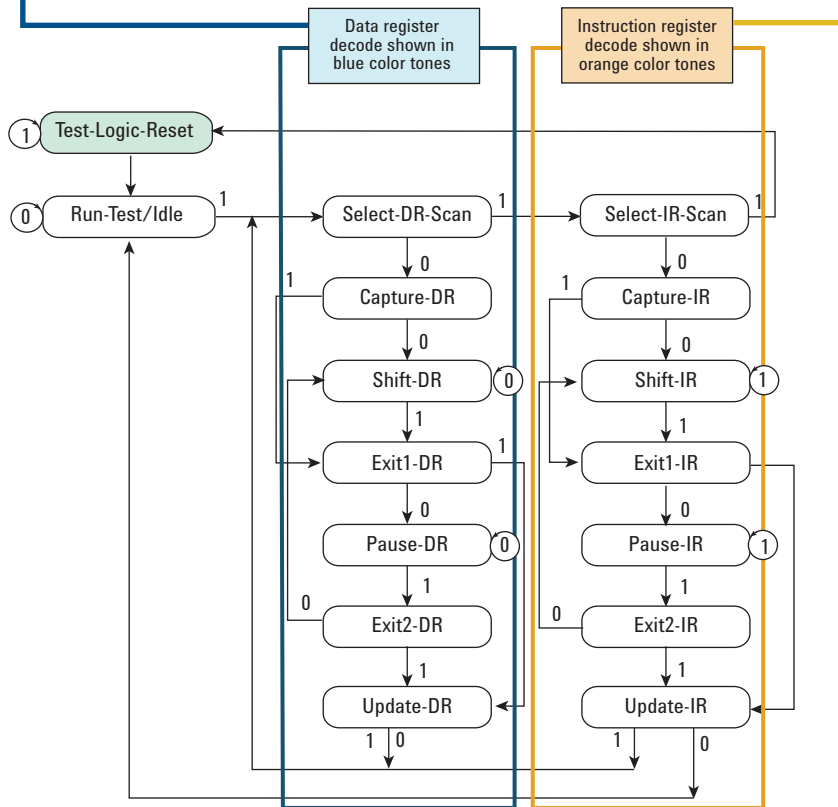
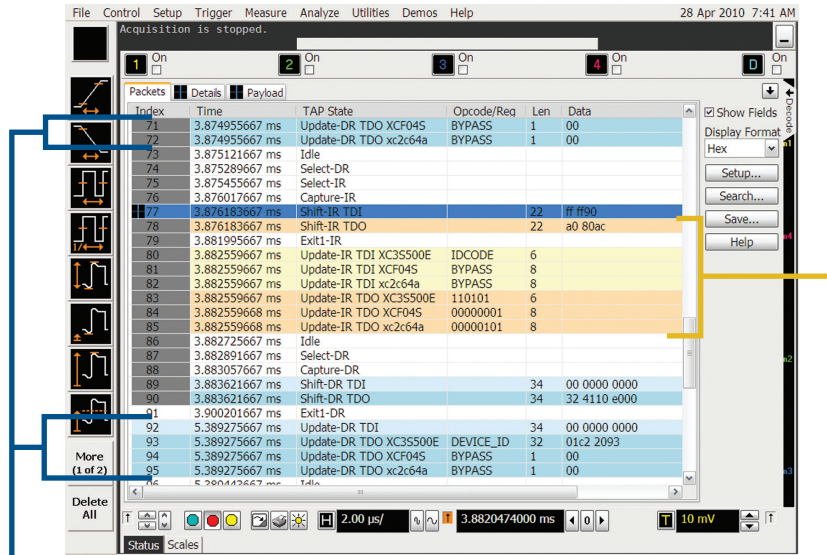
The scope will use instruction opcodes and length in the BSDL file to make the decode easier to understand. In addition, device names in the BSDL file are displayed by the scope so the user can make sense of decode that can contain instructions and values from multiple devices as shown in this example.



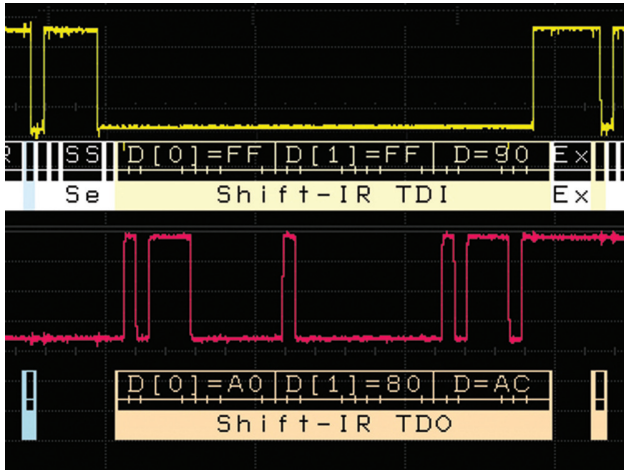
## JTAG Decode (continued)

Compact Protocol Viewing Using the Full- screen Listing.

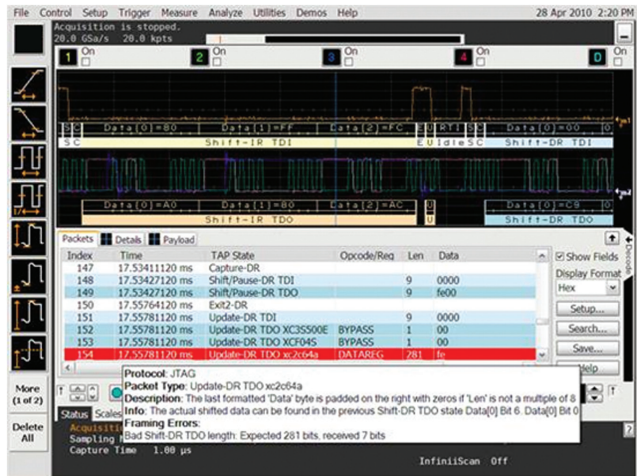
The protocol viewer window shows the time stamp value, TAP controller state, opcodes/register, length, and the data value. Data in the listing window can be saved to a .csv or .txt file for off-line analysis.



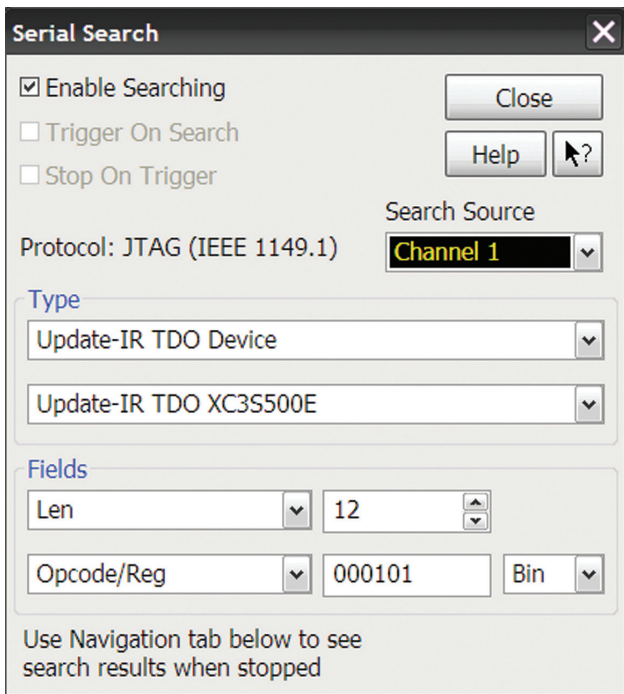
# JTAG Decode (continued)



See decode below waveforms.

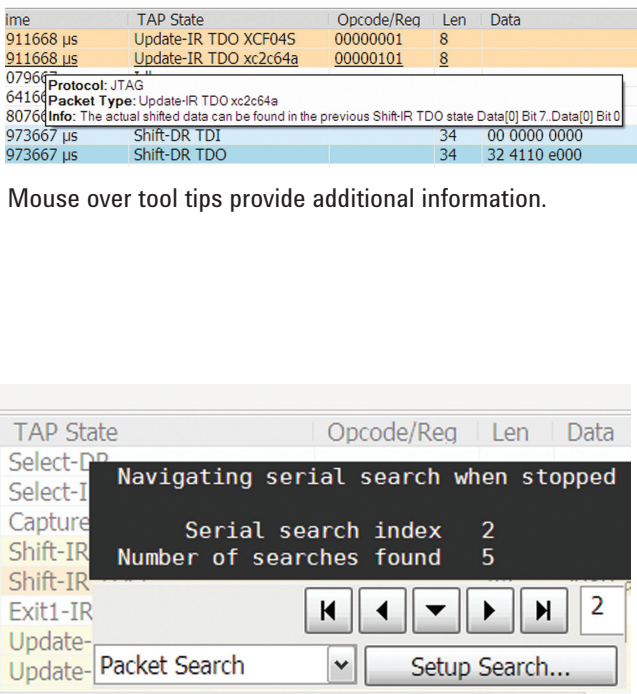


The application includes error detection. Errors are flagged when the number of bits shifted does not correspond to the expected register length for the IR Opcodes given, and if the actual IDCODE shifted in does not match the IDCODE in the BSDL file.



## Post acquisition searching

Search acquired protocol for specified packets..



## Post acquisition searching

Quickly move to the next occurrence of a specified event.

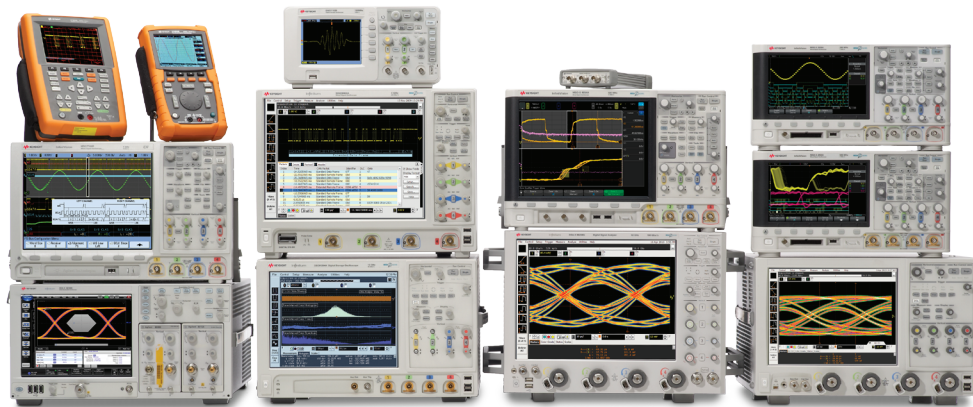
# JTAG Application Specifications and Characteristics

JTAG Signals	TCK, TMS, TDI, and TDO. TRST can additionally be acquired by a spare scope or digital channel but is not used for protocol decode	
JTAG Sources	Analog channels 1,2,3, or 4 Digital channels 0 through 15 Any waveform memory	
Speeds	All (up to bandwidth of scope).	
Decoded Fields	TAP state, instruction registers, data registers, length, and data values.	
Triggering (HW based) (SW based)	Edge trigger typically used on channel acquiring TMS signal. Searching and trigger	
	Idle	Select DR
	Reset	Exit DR
		Select IR
		Capture IR
		Shift/pause DR TDI
		Shift/pause IR TDI
		Shift/pause DR TDO
		Shift/pause IR TDO
		Exit1 DR
		Exit1 IR
		Pause DR
		Pause IR
		Exit 2 DR
		Exit 2 IR
		Update DR TDI
		Update IR
		Update DR TDI
		Update DR TDI
		Update DR TDO
		Update DR TDO

## Ordering Information

This application is compatible with all 9000, 9000 H-, 90000 and 90000 X-Series oscilloscope models with version 2.5 or greater software.

Software applications	Factory-installed option for new scope purchase	User-installed stand-alone product number	Server-based license (N5435A option)
JTAG Protocol triggering and decode	042	N8817A	038



## Keysight Technologies Oscilloscopes

Multiple form factors from 20 MHz to > 90 GHz | Industry leading specs | Powerful applications

**myKeysight**

**myKeysight**

[www.keysight.com/find/mykeysight](http://www.keysight.com/find/mykeysight)

A personalized view into the information most relevant to you.



[www.axistandard.org](http://www.axistandard.org)

AdvancedTCA® Extensions for Instrumentation and Test (AXIe) is an open standard that extends the AdvancedTCA for general purpose and semiconductor test. Keysight is a founding member of the AXIe consortium. ATCA®, AdvancedTCA®, and the ATCA logo are registered US trademarks of the PCI Industrial Computer Manufacturers Group.



[www.lxistandard.org](http://www.lxistandard.org)

LAN eXtensions for Instruments puts the power of Ethernet and the Web inside your test systems. Keysight is a founding member of the LXI consortium.

[www.pxisa.org](http://www.pxisa.org)

**Keysight Assurance Plans**

[www.keysight.com/find/AssurancePlans](http://www.keysight.com/find/AssurancePlans)

Up to five years of protection and no budgetary surprises to ensure your instruments are operating to specification so you can rely on accurate measurements.



[www.keysight.com/quality](http://www.keysight.com/quality)

Keysight Technologies, Inc.  
DEKRA Certified ISO 9001:2008  
Quality Management System



**Keysight Channel Partners**

[www.keysight.com/find/channelpartners](http://www.keysight.com/find/channelpartners)

Get the best of both worlds: Keysight's measurement expertise and product breadth, combined with channel partner convenience.

[www.keysight.com/find/9000-JTAG](http://www.keysight.com/find/9000-JTAG)

For more information on Keysight Technologies' products, applications or services, please contact your local Keysight office. The complete list is available at: [www.keysight.com/find/contactus](http://www.keysight.com/find/contactus)

**Americas**

Canada	(877) 894 4414
Brazil	55 11 3351 7010
Mexico	001 800 254 2440
United States	(800) 829 4444

**Asia Pacific**

Australia	1 800 629 485
China	800 810 0189
Hong Kong	800 938 693
India	1 800 112 929
Japan	0120 (421) 345
Korea	080 769 0800
Malaysia	1 800 888 848
Singapore	1 800 375 8100
Taiwan	0800 047 866
Other AP Countries	(65) 6375 8100

**Europe & Middle East**

Austria	0800 001122
Belgium	0800 58580
Finland	0800 523252
France	0805 980333
Germany	0800 6270999
Ireland	1800 832700
Israel	1 809 343051
Italy	800 599100
Luxembourg	+32 800 58580
Netherlands	0800 0233200
Russia	8800 5009286
Spain	0800 000154
Sweden	0200 882255
Switzerland	0800 805353
	Opt. 1 (DE)
	Opt. 2 (FR)
	Opt. 3 (IT)
United Kingdom	0800 0260637

For other unlisted countries:  
[www.keysight.com/find/contactus](http://www.keysight.com/find/contactus)  
(BP-07-10-14)

