

# Keysight Technologies

## Measuring the Burst Time-Gated Power Signal of Wireless Technologies Using Keysight Power Sensors

For TDMA, GSM, WiMAX™, WLAN, and LTE devices

Application Brief





## Introduction

Measuring pulse, burst, or modulated signals for wireless technologies such as TDMA, GSM, WLAN, WiMAX, and LTE is very important because it is part of functionality testing and power amplifier module verification during the manufacturing process. High-performance, and average and peak power meters and power sensors are required for measuring the average power and crest factor (peak-to-average ratio) of modulated signals throughout various research and development stages and the manufacturing verification process. To measure the average power of a time-gated pulse or burst signal in a specific timeframe, a lower cost solution is sufficient.

As this application note illustrates, the compact Keysight Technologies, Inc. U2000A Series USB power sensor is a low cost solution for measuring the average and time-gated average power of burst signals. The Keysight U2020 X-Series USB peak and average power sensor is a high performance USB power sensor with additional 30 MHz video bandwidth capability for measuring average, peak, and peak-to-average power burst signal. Both USB power sensors series allow the power measurement to be displayed on a PC and provide the same functionality and performance as conventional average power and peak power meters and sensors.

In this paper, we pick one of the wireless technologies; timeslot burst structure signal, GSM (Global System for Mobile communication) for reviewing.

This application note applies to the following products from Keysight

- U2020 X-Series USB peak and average power sensor
- U2000A Series USB average power sensor

## Methodology

This demonstration shows the power measurement of the GSM timeslot burst signal structure. The GSM burst signal consists of eight timeslots (slots 0 to 7) each having a 4.613 ms frame duration and a duration of 577  $\mu\text{s}$  (see Figure 1). The GSM signal can be transmitted using the same carrier frequency simultaneously, occupying different timeslots. In other words, each GSM timeslot can be turned on and off, allowing the transmission to be used to verify the functionality of power amplifier module.

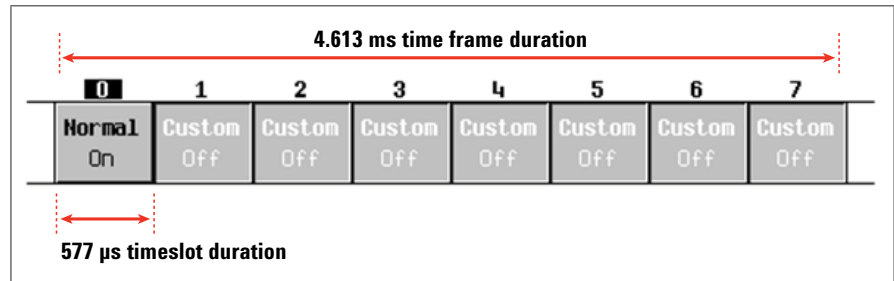


Figure 1. GSM timeslot pattern with timeslot 0 On

Using a USB average/peak power sensor to measure the GSM timeslot (with GSM timeslot 0 On) provides 447  $\mu\text{s}$  for gated duration after having 80  $\mu\text{s}$  offset at the rising edge of the signal and 50  $\mu\text{s}$  offset at the falling edge of the signal (see Figure 2). This ensures that the measurement is not affected by the trigger jitter and settling time of the USB average/peak power sensor.




Figure 2. Measuring GSM timeslot 0 with USB average/peak power sensor

## Measuring Time-Gated Burst Power

A USB average/peak power sensor offers two triggering mechanisms to perform the average time-gated burst power measurement: external and internal. Both triggering mechanisms allow the gate offset (rising edge), and gate length (time-gated duration) to be specified. Once set, configure the USB average/peak power sensor in gated mode to perform the measurement.

### External triggering

External triggering requires a trigger signal that comes from other instruments via the sensor's built-in TTL-compatible trigger input. The USB average/peak power sensor has built-in trigger circuitry that controls the timing of a pulse-signal capture to enable measurement synchronization with an external instrument or event. An external signal greater than 1.9 V applied to the TRIG IN of a USB average/peak power sensor triggers the power sensor to start capturing the measurement.

## Measuring Time-Gated Burst Power (cont'd)

### Internal triggering

With internal triggering, an adjustable measurement-dependent threshold is used to define the trigger point of the signal being measured. This is especially useful for measuring pulses that do not occur at fixed intervals. Internal triggering does not require an external triggering signal to trigger the power sensor to start capturing the measurement.

### Test Configuration and SCPI Commands

Figure 3 and Figure 4 illustrate the measurement configuration when using external and internal triggering respectively.

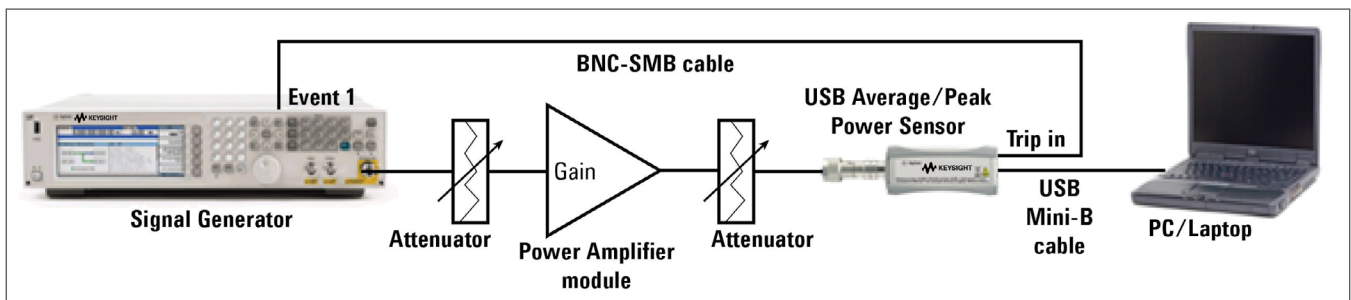


Figure 3. Simple setup diagram of a time-gated burst power measurement with a USB average/peak power sensor's external triggering mechanism

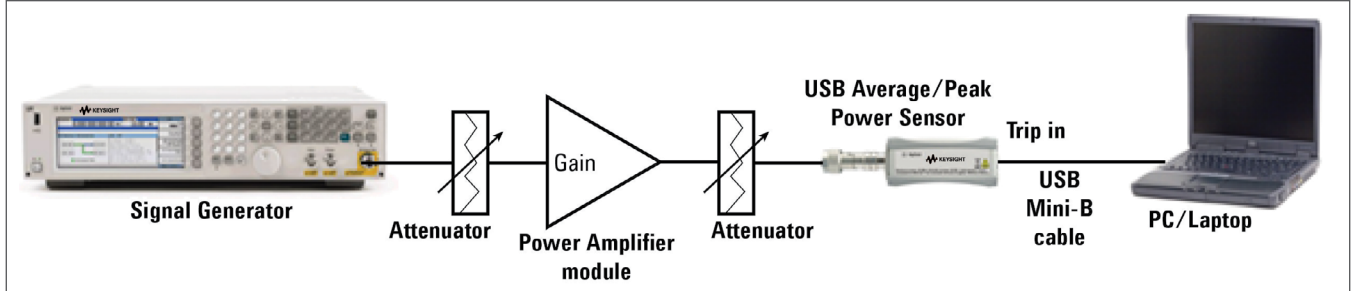


Figure 4. Test setup when using the USB average/peak power sensor with internal trigger to measure the burst-gated signal of a power amplifier module

## Test Configuration and SCPI Commands *(continued)*

Measurement data is acquired using the following SCPI commands.

SCPI	Description
<b>Keysight ESG/MXG/EXG signal generator</b>	
SYST:PRES	Preset the instrument to its default settings
FREQ:1GHZ	Set frequency to 1 GHz (example)
POW:LEVEL:0DBM	Set output power to 0 dBm (example)
OUTP:MOD:STAT ON	Turn on modulation signal
OUTP:STAT ON	Turn on RF output
<b>For ESG signal generator only</b>	
SOUR:RAD:GSM:STAT ON	Recall GSM burst signal waveform
SOUR:RAD:GSM:BURST:STAT ON	Turn on GSM burst signal waveform
<b>For MXG/EXG signal generator only</b>	
SOUR:RAD:ARB:WAV \“WFM1:GSM_BURST_WFM\”	Recall GSM burst signal waveform
*OPC?	Wait for operation to complete. A return of 1 means the operation has been completed
SOUR:RAD:ARB:STAT ON	Turn on GSM burst signal waveform
ROUT:CONN:EVENT1 M2	Set triggering event to Event1
<b>For U2020 X-Series USB peak power sensor and U2000A Series USB average power sensor only</b>	
SYST:PRES	Preset the instrument to its default settings
SENS:FREQ:1GHZ	Set frequency to 1 GHz (example)
SENS:AVER:SDET OFF	Turn off the step detector
SENS:DET:FUNC NORMAL	Set measurement to Normal mode for burst-signal power measurement
TRIG:SOUR EXTERNAL	Set triggering source to “EXTERNAL” Note: If triggering source is “INTERNAL”, execute below SCPI TRIG:SEQ:LEVEL -20 (example -20 dBm)
SENS:SWEEP:OFFSET:TIME 80u	Set offset time duration of burst signal upon triggering to 80 us (example)
SENS:SWEEP:TIME 447u	Set sweep time duration of burst signal to 447 us (example)
SENS:AVER:COUNT 1	Set average count to 1 (example)
INIT:CONT OFF	Set to Single Trigger mode. In this mode, return the measurement using READ?
SENS:MRATE FAST	Set measurement speed to Fast mode to improve the measurement speed. Note: Applicable for U2020 X-Series USB peak power sensor only. (The default speed mode is Normal)
CALC:FEED \“POW:AVER ON SWEEP\”	Set Input Measurement mode to time-gated average power
READ?	Query time-gated average power
<b>For U2020 X-Series USB peak power sensor only</b>	
CALC:FEED \“POW:PEAK ON SWEEP\”	Set Input Measurement mode to time-gated peak power
READ?	Querying time-gated peak power
CALC:FEED \“POW:PTAV ON SWEEP\”	Set Input Measurement mode to time-gated peak-to-average power
READ?	Querying time-gated peak-to-average power

## Conclusion

The low-cost U2000A Series USB power sensor and high performance U2020 X-Series USB peak and average power sensor support internal and external triggering, making it easy to measure the necessary pulse, burst or modulated signals for wireless technologies such as TDMA, GSM, WLAN, WiMAX, and LTE.

## References

- *Keysight U2000 Series USB Power Sensor GSM Timeslot Burst Power Measurement*, application note, literature number 5990-4447EN.
- *Keysight U2020 X-Series USB Peak and Average Power Sensor*, demonstration guide, literature number 5991-1221EN.

**myKeysight**

**myKeysight**

[www.keysight.com/find/mykeysight](http://www.keysight.com/find/mykeysight)

A personalized view into the information most relevant to you.



**Three-Year Warranty**

[www.keysight.com/find/ThreeYearWarranty](http://www.keysight.com/find/ThreeYearWarranty)

Keysight's commitment to superior product quality and lower total cost of ownership. The only test and measurement company with three-year warranty standard on all instruments, worldwide.



**Keysight Assurance Plans**

[www.keysight.com/find/AssurancePlans](http://www.keysight.com/find/AssurancePlans)

Up to five years of protection and no budgetary surprises to ensure your instruments are operating to specification so you can rely on accurate measurements.



[www.keysight.com/quality](http://www.keysight.com/quality)

Keysight Technologies, Inc.  
DEKRA Certified ISO 9001:2008  
Quality Management System

**Keysight Channel Partners**

[www.keysight.com/find/channelpartners](http://www.keysight.com/find/channelpartners)

Get the best of both worlds: Keysight's measurement expertise and product breadth, combined with channel partner convenience.

WiMAX, Mobile WiMAX, WiMAX Forum, the WiMAX Forum logo, WiMAX Forum Certified, and the WiMAX Forum Certified logo are US trademarks of the WiMAX Forum.

[www.keysight.com/find/ad](http://www.keysight.com/find/ad)

For more information on Keysight Technologies' products, applications or services, please contact your local Keysight office. The complete list is available at: [www.keysight.com/find/contactus](http://www.keysight.com/find/contactus)

**Americas**

Canada	(877) 894 4414
Brazil	55 11 3351 7010
Mexico	001 800 254 2440
United States	(800) 829 4444

**Asia Pacific**

Australia	1 800 629 485
China	800 810 0189
Hong Kong	800 938 693
India	1 800 112 929
Japan	0120 (421) 345
Korea	080 769 0800
Malaysia	1 800 888 848
Singapore	1 800 375 8100
Taiwan	0800 047 866
Other AP Countries	(65) 6375 8100

**Europe & Middle East**

Austria	0800 001122
Belgium	0800 58580
Finland	0800 523252
France	0805 980333
Germany	0800 6270999
Ireland	1800 832700
Israel	1 809 343051
Italy	800 599100
Luxembourg	+32 800 58580
Netherlands	0800 0233200
Russia	8800 5009286
Spain	0800 000154
Sweden	0200 882255
Switzerland	0800 805353
	Opt. 1 (DE)
	Opt. 2 (FR)
	Opt. 3 (IT)
United Kingdom	0800 0260637

For other unlisted countries:  
[www.keysight.com/find/contactus](http://www.keysight.com/find/contactus)  
(BP-07-10-14)

This information is subject to change without notice.  
© Keysight Technologies, 2013 - 2014  
Published in USA, August 3, 2014  
5991-2642EN  
[www.keysight.com](http://www.keysight.com)

