

Japanese Equivalent JFET Types

Silicon Junction Field-Effect Transistors

2SK113	2SK152	2SK363	2SJ44	Japanese	
IFN113	IFN152	IFN363	IFP44	InterFET	
NJ132	NJ132L	NJ450	PJ99	Process	
N Channel	N Channel	N Channel	P Channel	Unit Limit	Parameters
- 50	- 20	- 40	25	V Min	BV_{GSS}
1.0 (-20 V)	0.1 (-10 V)	1.0 (-30 V)	1.0 (10 V)	nA Max	I_{GSS}
- 0.3/-10 (20 V)	- 0.5/- 2.0 (-10 V)	- 0.3/- 1.2 (10 V)	- 0.2/-1.5 (-10 V)	V Min/Max	$V_{GS(off)}$
5.0/150 (20 V)	5.0/20 (10 V)	5.0/30 (10 V)	1.0/18 (-10 V)	mA Min/Max	I_{DSS}
20 (20 V)	30 (10 V)	60 (10 V)	9 (-10 V)	mS Typ	g_{fs}
10 (Ø) (20 V)	15 (Ø) (10 V)	75 (Ø) (10 V)	15 (Ø) (-10 V)	pF Typ	C_{iss}
3.0 (Ø) (15 V)	4.0 (Ø) (10 V)	15 (Ø) (10 V)	3 (Ø) (-10 V)	pF Typ	C_{rss}
TO-18	TO-18	TO-18	TO-18	Package Configuration	
SDG	SDG	DGS	DGS	Pin Configuration	

IFN146

Dual N-Channel Silicon Junction Field-Effect Transistor

- Low-Noise Audio Amplifier
- Equivalent to Japanese 2SK146

Absolute maximum ratings at $T_A = 25^\circ\text{C}$

Reverse Gate Source & Reverse Gate Drain Voltage	- 40 V
Continuous Forward Gate Current	10 mA
Continuous Device Power Dissipation	375 mW
Power Derating	3 mW/°C
Storage Temperature Range	- 65°C to 200°C

At 25°C free air temperature:

Static Electrical Characteristics

		IFN146			Unit	Process NJ450	
		Min	Typ	Max		Test Conditions	
Gate Source Breakdown Voltage	$V_{(BR)GSS}$	- 40			V	$I_G = -1\ \mu\text{A}, V_{DS} = 0\text{V}$	
Gate Reverse Current	I_{GSS}			- 1	nA	$V_{GS} = -30\text{V}, V_{DS} = 0\text{V}$	
				- 1	μA	$V_{GS} = -30\text{V}, V_{DS} = 0\text{V}$ $T_A = 150^\circ\text{C}$	
Gate Source Cutoff Voltage	$V_{GS(OFF)}$	- 0.3		- 1.2	V	$V_{DS} = 10\text{V}, I_D = 1\ \mu\text{A}$	
Drain Saturation Current (Pulsed)	I_{DSS}			30	mA	$V_{DS} = 10\text{V}, V_{GS} = 0\text{V}$	

Dynamic Electrical Characteristics

Common Source Forward Transconductance	g_{fs}	30	40		mS	$V_{DS} = 10\text{V}, V_{GS} = 0\text{V}$ $I_{DSS} = 5\ \text{mA}$	$f = 1\ \text{kHz}$
Common Source Input Capacitance	C_{iss}			75	pF	$V_{DS} = 10\text{V}, V_{GS} = 0\text{V}$	$f = 1\ \text{kHz}$
Common Source Reverse Transfer Capacitance	C_{rss}			15	pF	$V_{DS} = 10\text{V}, I_D = 0\text{A}$	$f = 1\ \text{kHz}$
Noise Figure	NF		1		dB	$V_{DS} = 10\text{V}, I_D = 5\ \text{mA}$ $R_G = 100\ \Omega$	$f = 1\ \text{kHz}$
Differential Gate Source Voltage	$ V_{GS1} - V_{GS2} $			20	mV	$V_{DS} = 10\text{V}, I_D = 5\ \text{mA}$	

TO-71 Package

Dimensions in Inches (mm)

Pin Configuration

1 Source, 2 Gate, 3 Drain,
5 Source, 6 Gate, 7 Drain

IFN147

N-Channel Silicon Junction Field-Effect Transistor

- Low-Noise Audio Amplifier
- Equivalent to Japanese 2SK147

Absolute maximum ratings at $T_A = 25^\circ\text{C}$

Reverse Gate Source & Reverse Gate Drain Voltage	- 40 V
Continuous Forward Gate Current	10 mA
Continuous Device Power Dissipation	300 mW
Power Derating	2.4 mW/°C

At 25°C free air temperature:

Static Electrical Characteristics

		IFN147			Process NJ450		
		Min	Typ	Max	Unit	Test Conditions	
Gate Source Breakdown Voltage	$V_{(BR)GSS}$	- 40			V	$I_G = -1\ \mu\text{A}$, $V_{DS} = \emptyset\text{V}$	
Gate Reverse Current	I_{GSS}			- 1	nA	$V_{GS} = -30\text{V}$, $V_{DS} = \emptyset\text{V}$	
				- 1	μA	$V_{GS} = -30\text{V}$, $V_{DS} = \emptyset\text{V}$, $T_A = 150^\circ\text{C}$	
Gate Source Cutoff Voltage	$V_{GS(OFF)}$	- 0.3		- 1.2	V	$V_{DS} = 10\text{V}$, $I_D = 1\ \mu\text{A}$	
Drain Saturation Current (Pulsed)	I_{DSS}	5		30	mA	$V_{DS} = 10\text{V}$, $V_{GS} = \emptyset\text{V}$	

Dynamic Electrical Characteristics

Common Source Forward Transconductance	g_{fs}	30	40		mS	$V_{DS} = 10\text{V}$, $V_{GS} = \emptyset\text{V}$ $I_{DSS} = 5\ \text{mA}$	$f = 1\ \text{kHz}$
Common Source Input Capacitance	C_{iss}			75	pF	$V_{DS} = 10\text{V}$, $V_{GS} = \emptyset\text{V}$	$f = 1\ \text{kHz}$
Common Source Reverse Transfer Capacitance	C_{rss}			15	pF	$V_{DS} = 10\text{V}$, $I_D = \emptyset$	$f = 1\ \text{Hz}$
Noise Figure	NF		1		dB	$V_{DS} = 10\text{V}$, $I_D = 5\ \text{mA}$	$f = 1\ \text{kHz}$
				10	dB	$R_G = 100\ \Omega$	$f = 100\ \text{Hz}$

TO-18 Package

Dimensions in Inches (mm)

Pin Configuration

1 Source, 2 Gate & Case, 3 Drain

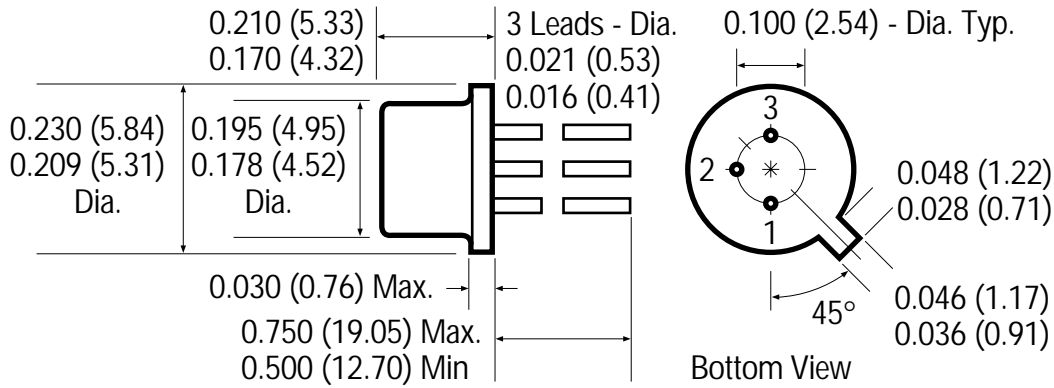


1000 N. Shiloh Road, Garland, TX 75042
(972) 487-1287 FAX (972) 276-3375

www.interfet.com

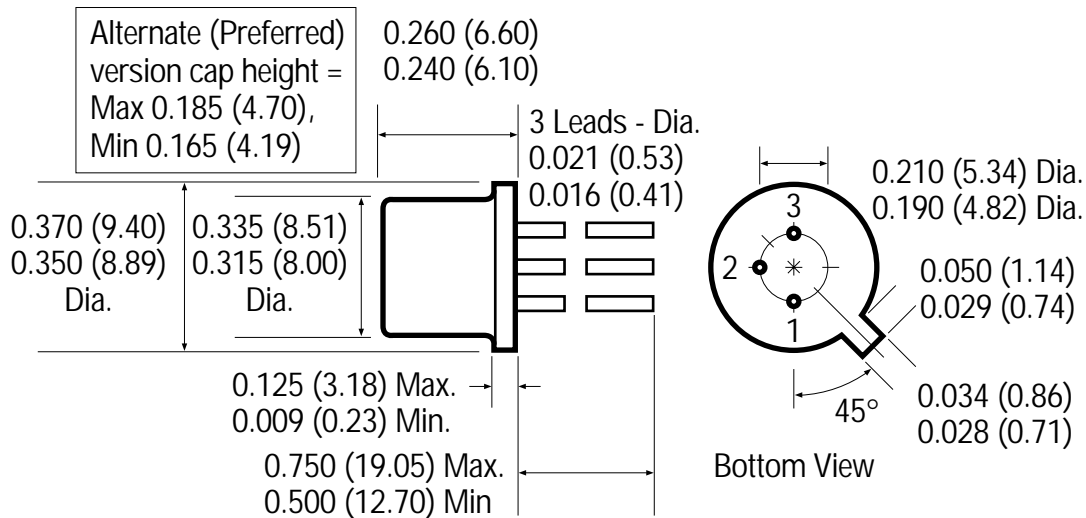
TO-18 Package

Dimensions in Inches (mm)



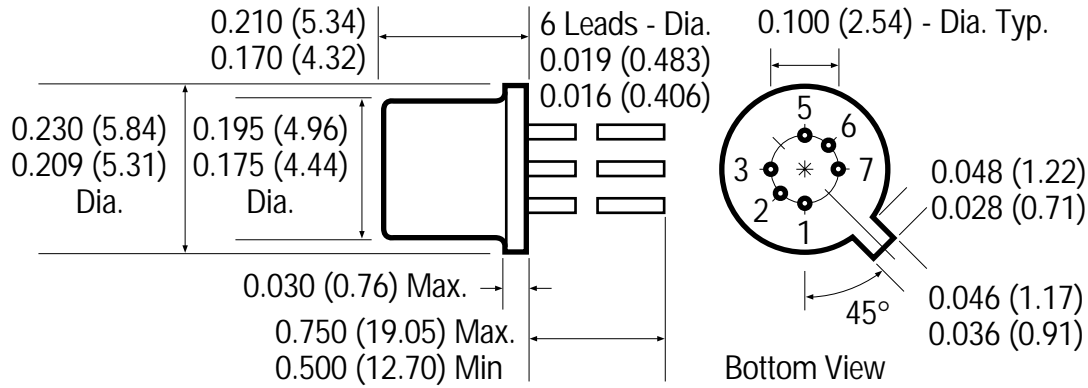
TO-39 Package

Dimensions in Inches (mm)



TO-71 Package

Dimensions in Inches (mm)



TO-72 Package

Dimensions in Inches (mm)

