


7053




- 5A switching
- 10-channel scanner
- 2-pole Form A
- Maintains current path for unselected channel

Ordering Information

7053 10-channel High Current Scanner with Screw Terminal Connections

7152



- Sub-pA offset current
- Easy interconnect and expansion
- Maximum signal 200V and 1A
- Standard mass terminated cable accessories

Ordering Information

7152 4x5 Low Current Matrix Card

Accessories Supplied
Connector caps

High Current Scanner Card

10-channel, 2-Pole

The Model 7053 has ten channels and features 5A contacts. The switching is designed to maintain current paths for signals not connected to the output or, when internal jumpers are removed, to provide high input resistance for making voltage measurements. Semiconductor testing, materials research, power supply testing, solar cell measurements, electrochemical testing, and IC testing are among the applications simplified with the Model 7053 High Current Scanner Card.

CHANNELS PER CARD: 10.

CONTACT CONFIGURATION: 2-pole Form A with common guard.

CONNECTOR TYPE: Screw terminal, #18AWG maximum wire size.

RELAY DRIVE CURRENT: 80mA per relay typical.

MAXIMUM SIGNAL LEVEL: 300V, 5A, 100VA (resistive load only).

CONTACT LIFE: $>10^7$ closures cold switching; $>10^5$ closures at maximum signal levels.

CONTACT RESISTANCE: $<0.15\Omega$ to rated life.

CONTACT POTENTIAL: $<1\text{mV}$.

ACTUATION TIME: $<15\text{ms}$, exclusive of mainframe.

CHANNEL ISOLATION: $>10^9\Omega$, $<50\text{pF}$.

INPUT ISOLATION: $>10^7\Omega$, $<150\text{pF}$.

COMMON MODE VOLTAGE: 300V peak.

EMC: Conforms to European Union Directive 89/336/EEC.

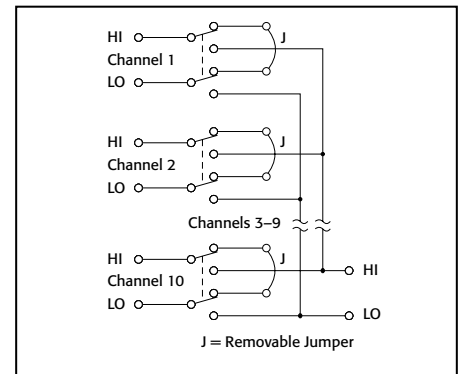
SAFETY: Conforms to European Union Directive 73/23/EEC (meets EN61010-1/IEC 1010).

OPERATING ENVIRONMENT: 0° to 50°C , up to 35°C at 70% RH.

STORAGE ENVIRONMENT: -25°C to 65°C .

SERVICES AVAILABLE

7053-3Y-EW 1-year factory warranty extended to 3 years from date of shipment



4x5 Low Current Matrix Card

The Model 7152 is an ideal solution for small to moderate-size matrix systems that require superior performance in DC isolation for measurements of semiconductor parameters and insulating properties of materials. Offset current is $<1\text{pA}$ with path isolation $>10^{13}\Omega$. Each matrix crosspoint is a two-pole relay with the ability to switch both signal and guard.

Interconnect, expansion of the matrix, and connection to instruments and devices are easily accomplished using two standard interconnect cable assemblies. The 7152-MTC cables are terminated at both ends with M-series connector blocks for quick expansion between cards and connection to 7152-MTR bulkhead receptacles. 7152-TRX cables are terminated at one end with M-series connectors and at the other end with 3-lug triaxial connector shells for direct connection to electrometers and SMU instruments.

MATRIX CONFIGURATION: 4 rows by 5 columns.

CROSSPOINT CONFIGURATION: 2-pole Form A (Signal and Guard).

RELAY DRIVE CURRENT: 20mA (per crosspoint).

PEAK CONTACT RATING: 200V, 1A carry/0.5A switched. 10VA (resistive load).

PEAK VOLTAGE: Common Mode: 200V (Signal or Guard to Chassis). **Path-Path:** 200V (Signal or Guard to Signal or Guard).

CONTACT LIFE: 10^8 closures (cold switching), 10^5 closures (at maximum signal level).

ACTUATION TIME: $<2\text{ms}$ exclusive of mainframe.

ISOLATION: Path: $>10^{13}\Omega$ and $<1\text{pF}$. **Differential:** $>10^{11}\Omega$ and $<100\text{pF}$. **Common Mode:** $>10^9\Omega$ and $<300\text{pF}$.

CROSSTALK: $<-50\text{dB}$ at 1MHz, 50 Ω load.

INSERTION LOSS: 0.1dB typical (1MHz, 50 Ω source, 50 Ω load).

3dB BANDWIDTH: 60MHz typical (50 Ω load).

OFFSET CURRENT: $<1\text{pA}$ (10fA typical).

CONTACT POTENTIAL: 20 μV per contact typical.

ACCESSORIES AVAILABLE

PRE-BUILT CABLES

7152-MTC-2 Low Noise M-Series to M-Series Cable, 2 ft.
7152-MTC-10 Low Noise M-Series to M-Series Cable, 10 ft.
7152-TRX-10 Low Noise M-Series to Triax Cable, 10 ft.

M-SERIES BULKHEAD CONNECTORS

7152-KIT M-Series Plug for custom wiring

SERVICES AVAILABLE

7152-3Y-EW 1-year factory warranty extended to 3 years from date of shipment

1.888.KEITHLEY (U.S. only)

www.keithley.com

KEITHLEY