

# Multi Power Vertical Grip MB-10

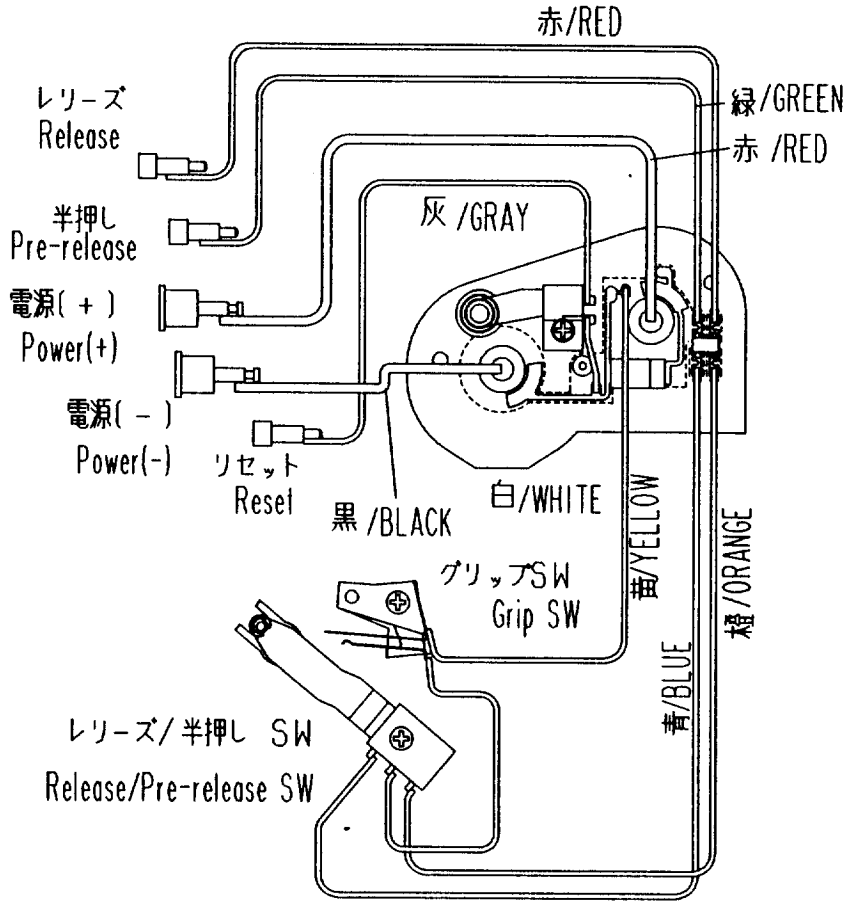
## REPAIR MANUAL

***Nikon*** |

**NIKON CORPORATION**  
Tokyo, Japan

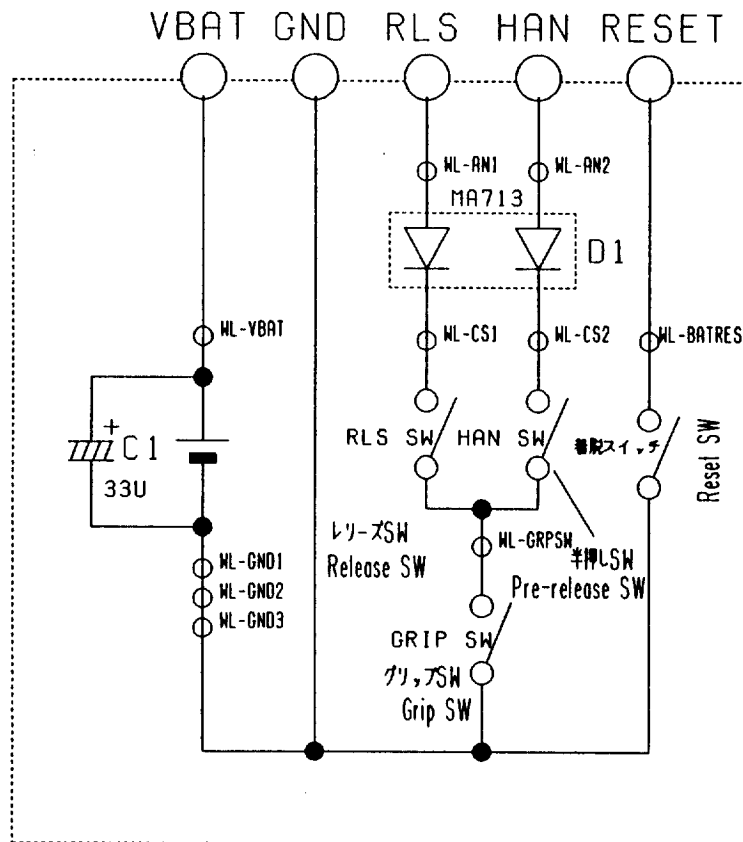
配線図

Wiring Diagram



回路図

Circuit Diagram



# Multi Power Vertical Grip MB-10

## PARTS LIST

***Nikon*** |

**NIKON CORPORATION**  
Tokyo, Japan

A

B

展開図 Exploded Drawings

FAW03701-R. 3368. A

1

2

3

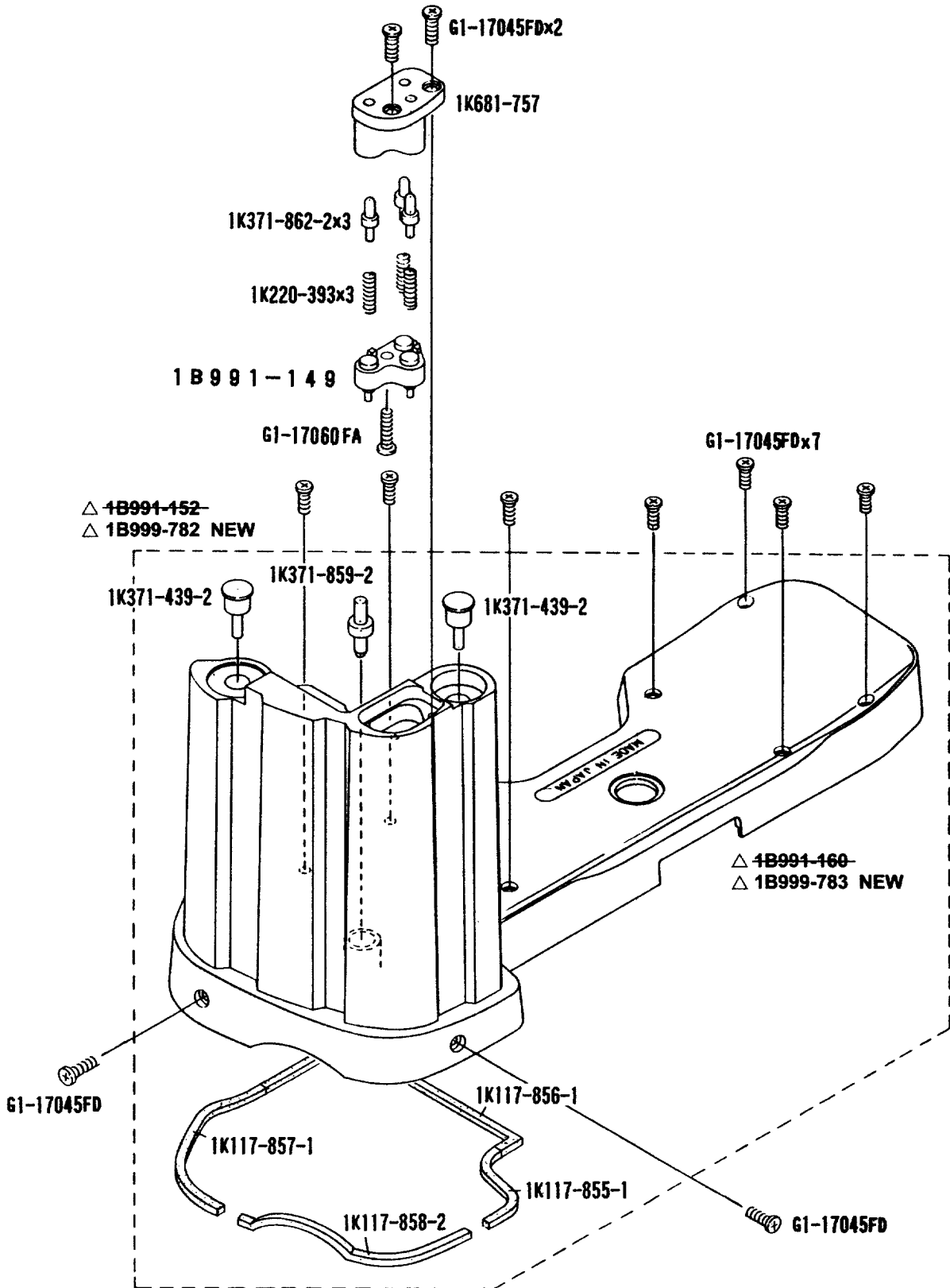


Fig. 1

A

B

FAW03701-R. 3368. A

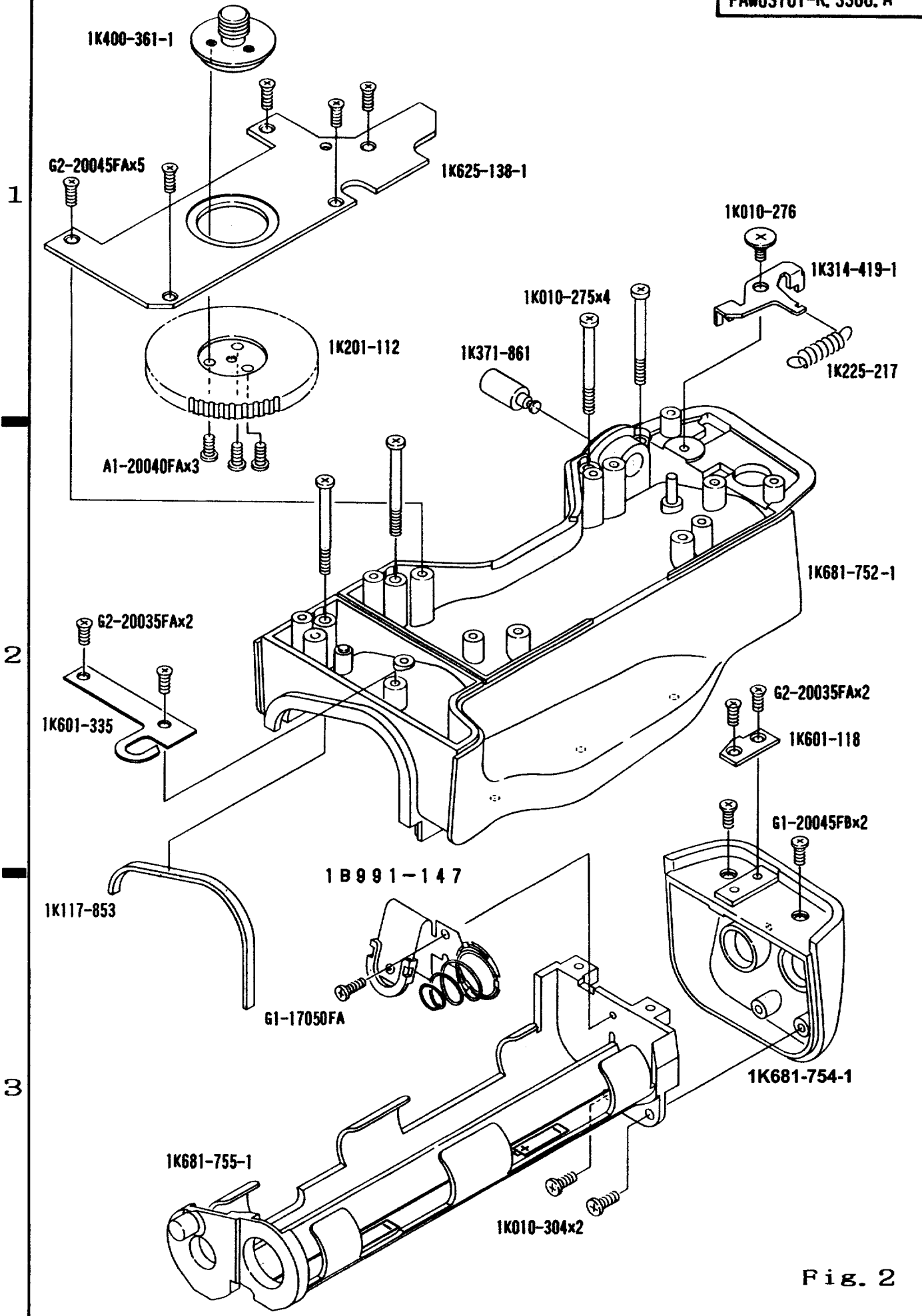


Fig. 2

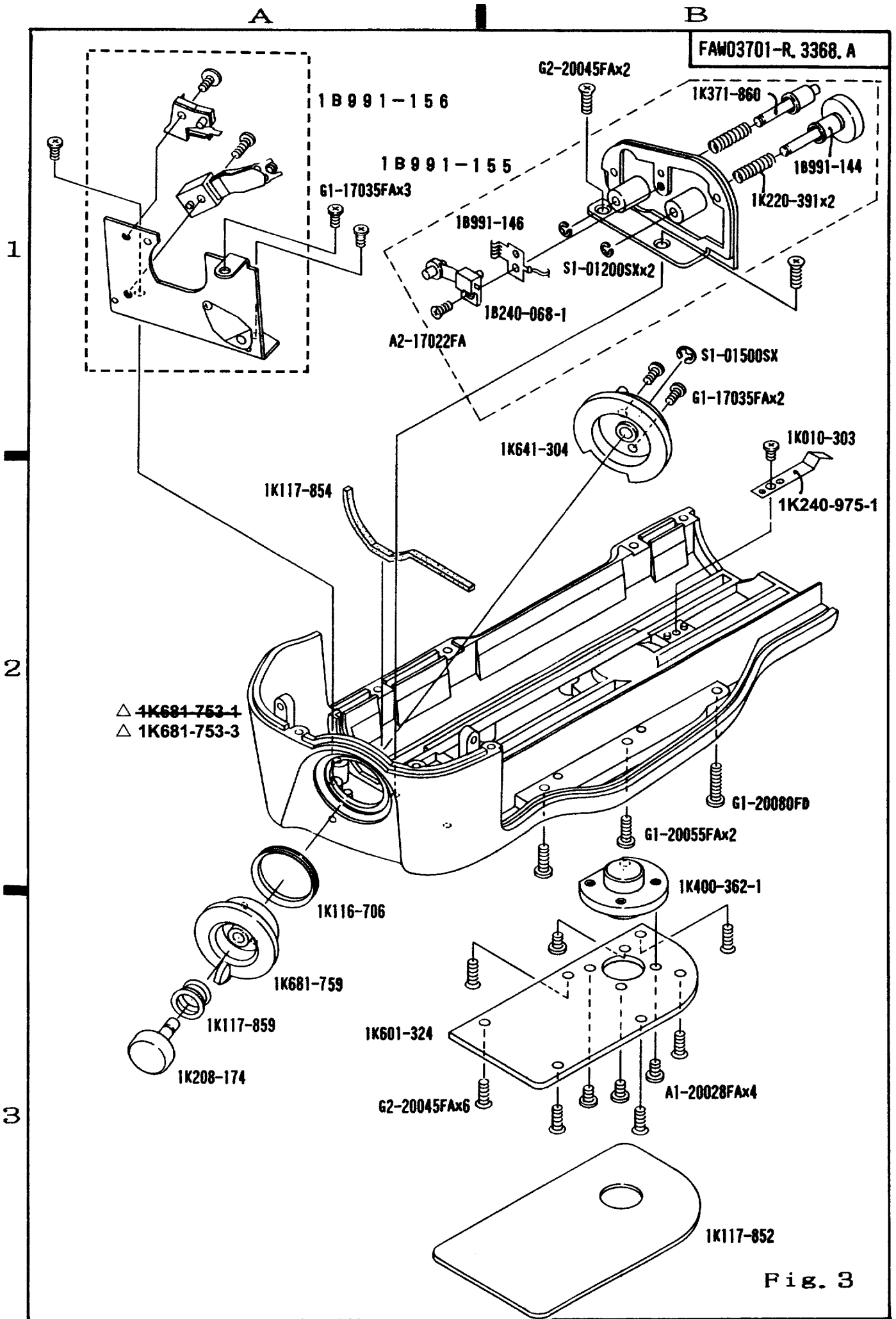


Fig. 3



## Parts List

MB-10

FAW03701 - R. 3368. A

Part No.	Ckt. No.	Name	Pcs. Per Unit	Assembly Unit	Fig No	Term of Delivery	Remarks	Qty per order
1K220-393	55	Signal pin spring	3		1 A1	○		5
* 1K225-217	33	Battery key lever spring	1		2 B1	○		5
<del>1K240-975</del>	94	Spring, battery holder stopper	1		3 B1	○	RP-9588	5
1K240-975-1			2					
* 1K314-419-1	32	Battery key lever	1		2 B1	○	MB-23	5
* 1K371-439-2	58	Body contact	2	1B991-152	1 A2	○△	MC-29	5
1K371-859-2	10	Positioning pin	1	1B991-152	1 A2	○△		5
1K371-860	22	Battery contact A	2	1B991-155 1B991-144	3 B1	○△		5
1K371-861	31	Battery holder release button	1		2 A1	○		5
1K371-862-2	53	Signal pin	3		1 A1	○		5
1K400-361-1	15	Tripod screw	1		2 A1	○		5
1K400-362-1	18	Tripod screw	1		3 B2	○		5
* 1K601-118	34	Battery holder key plate	1		2 B2	○	MB-23	5
1K601-324	17	Tripod screw base plate	1		3 A3	○		5
1K601-335	71	Read wire retaining plate	1		2 A2	○		5
1K625-138-1	9	Tripod screw base plate	1		2 A1	○		5
1K641-304	63	Power supply switch base plate	1		3 B1	○		5

△  
△







