




Product:	<b>Molex's FCT Electronics Backshells for D-Sub Connectors</b>	 
Description:	Provide an extended inner chamber suitable for D-Sub connectors with special contacts.	 <a href="#">Download Datasheet</a>

## EEVblog Electronics Community Forum

A Free & Open Forum For Electronics Enthusiasts & Professionals


**Hello volvo\_nut\_v70**

Show unread posts since last visit.  
Show new replies to your posts.  
June 21, 2019, 01:35:46 am

 This topic 

- Home
- Help
- Search
- Profile
- About us
- My Messages [1]
- Calendar
- Links
- HashTags
- Members
- Logout

EEVblog Electronics Community Forum » Products » Test Equipment » MSO2000 Application module hack


PCB Prototype for \$2  
 ( Any Color )


MSOX3104T \$6,633.09 ~~-\$7,370.10~~  
**Save an extra 10%!**


« previous next »

Pages: 1 2 3 4 5 [All] **Go Down**

REPLY NOTIFY MARK UNREAD SEND THIS TOPIC PRINT SEARCH

Author

Topic: **MSO2000 Application module hack** (Read 37381 times)

volvo\_nut\_v70, pinkman and 0 Guests are viewing this topic.

**Stonent**

Super Contributor



Posts: 3824  
Country:



**MSO2000 Application module hack**

« on: July 30, 2014, 02:06:47 am »

Say Thanks Reply Quote

<https://sites.google.com/site/blinkyontz/hacktek>

Looks like you can add features with a small board and an eeprom.

Report to moderator

The larger the government, the smaller the citizen.

**Berni**

Super Contributor



Posts: 2164  
Country:



**Re: MSO2000 Application module hack**

« Reply #1 on: July 30, 2014, 02:19:20 am »

Say Thanks Reply Quote

Wow you would think tek would use something more advanced that a off the shelf I2c EEPROM programmed with just a bit of data.

Report to moderator

**T3sl4co1l**

Super Contributor



Posts: 12985  
Country:

**Re: MSO2000 Application module hack**

« Reply #2 on: July 30, 2014, 09:06:34 am »

Say Thanks Reply Quote

Of course, the *contents* of that EEPROM are subject to copyright law, so...

Report to moderator

Seven Transistor Labs, LLC  
Electronic design, from concept to prototype.  
Bringing a project to life? Send me a message!

Expert, Analog Electronics,  
PCB Layout, EMC



**tinhead**

Super Contributor



Posts: 1864  
Country:

**Re: MSO2000 Application module hack**  
« Reply #3 on: July 30, 2014, 08:18:31 pm »

Say Thanks Reply Quote

Quote from: T3sl4co1l on July 30, 2014, 09:06:34 am

Of course, the *contents* of that EEPROM are subject to copyright law, so...

really? all one need are these strings, in cleartext: "DPO2COMP", "DPO2AUTO" "DPO2EMBD".

I doubt that Tektronix have copyright on these 3 words.

Report to moderator

I don't want to be human! I want to see gamma rays, I want to hear X-rays, and I want to smell dark matter ...  
I want to reach out with something other than these prehensile paws and feel the solar wind of a supernova flowing over me.

**Stonent**

Super Contributor



Posts: 3824  
Country:

**Re: MSO2000 Application module hack**  
« Reply #4 on: August 06, 2014, 04:33:55 pm »

Say Thanks Reply Quote

Tek Strikes Back  
<http://hackaday.com/2014/08/05/hardware-security-and-a-dmca-takedown-notice/>

Report to moderator

The larger the government, the smaller the citizen.

**janoc**

Super Contributor



Posts: 2757  
Country:

**Re: MSO2000 Application module hack**  
« Reply #5 on: August 06, 2014, 05:56:28 pm »

Say Thanks Reply Quote

Quote from: tinhead on July 30, 2014, 08:18:31 pm

Quote from: T3sl4co1l on July 30, 2014, 09:06:34 am

Of course, the *contents* of that EEPROM are subject to copyright law, so...

really? all one need are these strings, in cleartext: "DPO2COMP", "DPO2AUTO" "DPO2EMBD".

I doubt that Tektronix have copyright on these 3 words.

Report to moderator

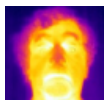
Well, the obviously think they do, according to the DMCA notice they sent . They are not the first ones trying to abuse the copyright law to lock out potential competitors. Companies designing crap DRM to milk customers and then trying to fix their poor engineering by unleashing the lawyer hordes should be really publicly shunned.

It the same as what Lexmark tried to pull off with their "copyrighted code" in the chips inhibiting refilling their ueber expensive ink cartridges. However, I believe they have lost that one, so Tek could be risking a lot should someone stand up to them and bring it to court.

They should have learned from Rigol - if anything, Rigol sold many more scopes to hobbyists because of their hackability. And pros will not bother voiding their warranties to save \$500 anyway.

**PAOPBZ**

Super Contributor



Posts: 3921  
Country:

**Re: MSO2000 Application module hack**  
« Reply #6 on: August 06, 2014, 06:39:12 pm »





Say Thanks Reply Quote

The original site has been taken down too now, but of course it is still here:

<http://web.archive.org/web/20140729081735/https://sites.google.com/site/blinkyoontz/hacktek>

Report to moderator

Keyboard error: Press F1 to continue.

 **janoc**  
 Super Contributor  
  
 Posts: 2757  
 Country:   


 **Re: MSO2000 Application module hack**  
 « Reply #7 on: August 06, 2014, 10:34:51 pm » Say Thanks Reply Quote

**Quote from: PA0PBZ on August 06, 2014, 06:39:12 pm**


The original site has been taken down too now, but of course it is still here:  
<http://web.archive.org/web/20140729081735/https://sites.google.com/site/blinkyoontz/hacktek>

The best part? That guy wasn't even the first one to find this, by his own words:

**Quote**


After scraping the internet (and Google Translate) for information about this scope, I was able to produce my own Application Modules. It was a whole lot easier than I expected it to be.

Here is a post - from 2002, no less, describing the same thing for a different model scope:  
<http://www.edaboard.com/thread2506.html> And that was just quick googling in English.

So the info is likely widely available for over 12 years already, Tek uses the same stupid technique in their new scopes and wonders that it gets hacked? I think they should lose any lawsuit resulting from this simply based on the fact that the measure doesn't satisfy the "effectiveness" criteria in DMCA.  


Report to moderator  Logged

 **mikeselectricstuff**  
 Super Contributor  

Posts: 11874  
 Country:   


 **Re: MSO2000 Application module hack**  
 « Reply #8 on: August 06, 2014, 11:27:28 pm » Say Thanks Reply Quote



And now on [Slashdot](#)  
 Way to invoke the Striesand effect Tektronix!

Report to moderator  Logged

**Youtube channel:** Taking wierd stuff apart. Very apart.  
**Mike's Electric Stuff:** High voltage, vintage electronics etc.  
**Day Job:** Mostly LEDs

 **Stonent**  
 Super Contributor  




Posts: 3824  
 Country:   



 **Re: MSO2000 Application module hack**  
 « Reply #9 on: August 06, 2014, 11:44:45 pm » Say Thanks Reply Quote

Funny thing. I downloaded the files last night because I anticipated this. I don't even have the scope.

Report to moderator  Logged

The larger the government, the smaller the citizen.


 **kilohercas**  
 Regular Contributor  

Posts: 58  
 Country:   
 Engineer  


 **Re: MSO2000 Application module hack**  
 « Reply #10 on: August 06, 2014, 11:51:45 pm » Say Thanks Reply Quote

**Quote from: janoc on August 06, 2014, 10:34:51 pm**

So the info is likely widely available for over 12 years already, Tek uses the same stupid technique in their new scopes and wonders that it gets hacked? I think they should lose any lawsuit resulting from this simply based on the fact that the measure doesn't satisfy the "effectiveness" criteria in DMCA. 

i think from MDO4000, MDO3000, and MSO3000 series, they use secure eeprom, so it is impossible to hack tektronix oscilloscopes by applications key. It works only with old scopes. But even with new security, they still do mistakes by leaving information for hackers , so they can generate keygen to unlock scope. Few more years and tektronix will be just like Agilent, with very advanced security.

Report to moderator  Logged

 **firewalker**  
 Super Contributor  


 **Re: MSO2000 Application module hack**  
 « Reply #11 on: August 07, 2014, 02:32:53 am » Say Thanks Reply Quote



Posts: 2314  
Country:



Quote from: Stonent on August 06, 2014, 11:44:45 pm

Funny thing. I downloaded the files last night because I anticipated this. I don't even have the scope.

Would you like to share?

Alexander.

Report to moderator Logged

Become a realist, stay a dreamer.



**salfter**

Contributor



Posts: 22  
Country:



**Re: MSO2000 Application module hack**  
« Reply #12 on: August 07, 2014, 03:17:55 am »

Say Thanks Reply Quote

Quote from: Stonent on August 06, 2014, 11:44:45 pm

Funny thing. I downloaded the files last night because I anticipated this. I don't even have the scope.

As someone else posted, the Internet Archive had already stored a pre-takedown version of the page. The download links within (for the firmware files) are still good (as of right now, at least). The EAGLE board file is downloadable from OSH Park. I don't have the scope in question (used to have a 545A and an RM585A until the last move), but it seemed like a good idea to grab everything and zip it up before it finds its way to the memory hole.

Report to moderator Logged

**hans**

Super Contributor



Posts: 1031  
Country:



**Re: MSO2000 Application module hack**  
« Reply #13 on: August 07, 2014, 05:44:34 am »

Say Thanks Reply Quote

From a hobbyist-community perspective I see Tek pushing their scopes to many video blogs all over the place (can easily count 5 serious channels) - and all of them are treating it like it was a gift.

And now a hackaday article exists on their fancy new scope about a hack, and all of sudden its a "hot item". As far as I can see, there isn't really nothing new to see here.. just a confirmation it works on this series of scopes too.

<http://forum.tsebi.com/viewtopic.php?f=4&t=113>  
<https://www.eevblog.com/forum/reviews/hacking-tektronix-feature-modules/msg166162/#msg166162>  
<http://hackaday.com/2010/03/10/50mhz-to-100mhz-scope-conversion/#comment-129124>

I am not sure it's good or bad that other sites are blogging about hackaday vs Tek now.

On one side, my impression of Tek has sunk even lower to a "we make expensive enterprise products"-brand.

On the other side, I am now aware that Tektronix scopes software options can easily be added and the price is basically an "all-in" price.

Just like so many people to my impression do with their Rigol gear - would it have been so popular / often recommended if that wasn't case? (although I guess the community has many smart & dedicated people that will eventually figure this stuff out)

I think the best thing that could now happen if any of those blogger's that had their scope "given" to them from Tektronix is to step up and blog about the hackaday article, discuss the take down, maybe even demonstrate the hack in 3 easy steps, and let the community watch whether Tektronix are real dickheads or not (and just fix their broken licensing system if they are really serious about their stuff)

« Last Edit: August 07, 2014, 05:46:19 am by hans »

Report to moderator Logged

**free\_electron**

Super Contributor



Posts: 7101  
Country:

**Re: MSO2000 Application module hack**  
« Reply #14 on: August 07, 2014, 06:40:21 am »

Say Thanks Reply Quote

first : i don't condone stealing stuff. pay for the stuff you use. especially if you make money off of it. Second : you do not have a licence to use that software, even if it came pre-installed . just like you having a dvd with the windows install files does not entitle you to use that software. you need the key.

but, if the valid keys were listed in plain sight ... and the strings are in plain text on Teks own website .... cat- >milk...



Then again , if i post a picture of my house key on the internet and someone files a blank in that shape that does not give him the right to get into my house with it and make off with a bunch of stuff. However .. the judge may throw it out because i did not use caution protecting my key. leaving stuff in plain sight in a car .. don't cry if it gets burglarized. you could actually get sued because you are enticing ...

Report to moderator Logged

Professional Electron Wrangler.

Any comments, or points of view expressed, are my own and not endorsed , induced or compensated by my employer(s).

**iRad**

Regular Contributor



Posts: 149

Country:

Are you sure it's safe?



**Re: MSO2000 Application module hack**  
« Reply #15 on: August 07, 2014, 07:37:08 am »

Say Thanks Reply Quote

Quote from: free\_electron on August 07, 2014, 06:40:21 am

Then again , if i post a picture of my house key on the internet and someone files a blank in that shape that does not give him the right to get into my house with it and make off with a bunch of stuff. However .. the judge may throw it out because i did not use caution protecting my key. leaving stuff in plain sight in a car .. don't cry if it gets burglarized. you could actually get sued because you are enticing ...

As stories go...

But you put the stuff from your house into a box, and you had a garage sale and sold the box with the stuff inside to someone. You also put inside the box another hidden but locked box with other stuff inside it. And you made a feeble effort to hide the key to that hidden box, but in a public place. Now the person who bought your box figures out how to open that hidden box because they found the key you failed to hide well, in a public place. They did not have to trespass into your house to take that key. And they certainly took nothing from your house that you did not sell them...

Report to moderator Logged

**firewalker**

Super Contributor



Posts: 2314

Country:



**Re: MSO2000 Application module hack**  
« Reply #16 on: August 07, 2014, 07:46:45 am »

Say Thanks Reply Quote

I could use the key I made to enter your house, watch tv etc. Without messing or stealing anything. I considered the photo of the key as an invitation to your house.

The machine I buy is mine to play with. The sharing of the trick I learned is something different.

Alexander.


Report to moderator Logged

Become a realist, stay a dreamer.



**mikeselectricstuff**

Super Contributor



Posts: 11874

Country:



**Re: MSO2000 Application module hack**  
« Reply #17 on: August 07, 2014, 08:23:42 am »

Say Thanks Reply Quote

Quote from: free\_electron on August 07, 2014, 06:40:21 am

Second : you do not have a licence to use that software, even if it came pre-installed

<assuming I'd bought this scope>

Unlike most PC software, where there is a license agreement shown at install, I did not agree to any terms that stated I needed a license to use the software. Nowhere did it explicitly say I was not allowed to use it.

Therefore I do not need a license. If I can make it work, I can use it.

If, for example, there was extra memory fitted that could be enabled by removing a jumper, I don't think anyone could argue that doing so, or telling others how to, was in any way wrong. It's a scope, not a general purpose computer. The fact that certain functions are implemented in software is irrelevant.

Report to moderator Logged

**Youtube channel:** Taking wierd stuff apart. Very apart.  
**Mike's Electric Stuff:** High voltage, vintage electronics etc.  
**Day Job:** Mostly LEDs

**free\_electron**

Super Contributor



**Re: MSO2000 Application module hack**  
« Reply #18 on: August 07, 2014, 08:30:53 am »

Say Thanks Reply Quote



Posts: 7101

Country:



Quote from: mikeselectricstuff on August 07, 2014, 08:23:42 am

Quote from: free\_electron on August 07, 2014, 06:40:21 am

Second : you do not have a licence to use that software, even if it came pre-installed

<assuming I'd bought this scope>

Unlike most PC software, where there is a license agreement shown at install, I did not agree to any terms that stated I needed a license to use the software. Nowhere did it explicitly say I was not allowed to use it.

Therefore I do not need a license. If I can make it work, I can use it.

If, for example, there was extra memory fitted that could be enabled by removing a jumper, I don't think anyone could argue that doing so, or telling others how to, was in any way wrong.

It's a scope, not a general purpose computer. The fact that certain functions are implemented in software is irrelevant.

you may want to read the users manual of the machine... i'm willing to bet there is a software licencing agreement in it in the terms of 'if you power it up , you agree to it ...' and 'you will not reverse engineer , yadda yadda ...'

Report to moderator Logged

Professional Electron Wrangler.

Any comments, or points of view expressed, are my own and not endorsed , induced or compensated by my employer(s).

Stonent

Super Contributor



Posts: 3824

Country:



**Re: MSO2000 Application module hack**

« Reply #19 on: August 07, 2014, 08:36:35 am »

Say Thanks Reply Quote

It's not much different than what IBM does on their mainframes. They send a much better one than you order but the software is configured to ignore all the extra hardware. Then when you need it, you call them up and they unlock the extra functionality with no need to take the system down.

Report to moderator Logged

The larger the government, the smaller the citizen.

Stonent

Super Contributor



Posts: 3824

Country:



**Re: MSO2000 Application module hack**

« Reply #20 on: August 07, 2014, 08:37:06 am »

Say Thanks Reply Quote

As far as the blogs, I think that's the MDO3000 that everyone has.

Report to moderator Logged

The larger the government, the smaller the citizen.

free\_electron

Super Contributor



Posts: 7101

Country:



**Re: MSO2000 Application module hack**

« Reply #21 on: August 07, 2014, 08:38:16 am »

Say Thanks Reply Quote

from the mdo2000 users manual page 4 :

"Copyright © Tektronix. All rights reserved. Licensed software products are owned by Tektronix or its subsidiaries or suppliers, and are protected by national copyright laws and international treaty provisions. Tektronix products are covered by U.S. and foreign patents, issued and pending. Information in this publication supersedes that in all previously published material. Specifications and price change privileges reserved."

Report to moderator Logged

Professional Electron Wrangler.

Any comments, or points of view expressed, are my own and not endorsed , induced or compensated by my employer(s).

mamalala

Supporter



Posts: 777

Country:

**Re: MSO2000 Application module hack**

« Reply #22 on: August 07, 2014, 09:04:01 am »

Say Thanks Reply Quote

Quote from: free\_electron on August 07, 2014, 08:38:16 am

from the mdo2000 users manual page 4 :

"Copyright © Tektronix. All rights reserved. Licensed software products are owned by Tektronix or its subsidiaries or suppliers, and are protected by national copyright laws and international treaty provisions. Tektronix products are covered by U.S. and foreign patents, issued and pending. Information in this publication



supersedes that in all previously published material. Specifications and price change privileges reserved."

So what? They have a copyright on their software, which is to be expected. IWhat you quoted is not a license agreement. Someone who buys the scope already got a copy of the code, pre-installed on the scope.

Here in Europe any "agreements" that are bascially shrink-wrapped are null and void. Agreements can only come valid if the buyer is made aware of, and agreed to, them at the point of sale. Any agreement that is inside the box, or has the form of "by opening this, you agree to that" simple has no relevance here.

And then, unless someone in Europe would buy the scope directly from Tektronix, and they made the buyer aware of any terms and conditions before the sale went through, any T&C's or license agreements will be between the seller and buyer. The seller can decide to re-use Tek's stuff 1:1 if he wants to. But that only means that at that point they just become \_his\_ T&C's or license agreement. Tek would still have no further say in the matter.

So, again, because it is really important that people not living in Europe understand this: Any T&C's or license agreements that a buery is not made aware of at the point of sale, before the sale happened, are nothing more than justt a waste of paper and ink.


Greetings,

Chris

Report to moderator Logged

**mikeselectricstuff**

Super Contributor



Posts: 11874

Country:



**Re: MSO2000 Application module hack**

« Reply #23 on: August 07, 2014, 09:29:30 am »

Say Thanks Reply Quote

Quote from: free\_electron on August 07, 2014, 08:30:53 am

Quote from: mikeselectricstuff on August 07, 2014, 08:23:42 am

Quote from: free\_electron on August 07, 2014, 06:40:21 am

Second : you do not have a licence to use that software, even if it came pre-installed

<assuming I'd bought this scope>

Unlike most PC software, where there is a license agreement shown at install, I did not agree to any terms that stated I needed a license to use the software. Nowhere did it explicitly say I was not allowed to use it.

Therefore I do not need a license. If I can make it work, I can use it.

If, for example, there was extra memory fitted that could be enabled by removing a jumper, I don't think anyone could argue that doing so, or telling others how to, was in any way wrong.

It's a scope, not a general purpose computer. The fact that certain functions are implemented in software is irrelevant.

you may want to read the users manual of the machine... i'm willing to bet there is a software licencing agreement in it in the terms of 'if you power it up , you agree to it ...' and 'you will not reverse engineer , yadda yadda ...'

No way would a statement like that in a user manual hold up legally - not worth the paper it's printed on.

Who reads manuals anyway?

Report to moderator Logged


**Youtube channel:** Taking wierd stuff apart. Very apart.

**Mike's Electric Stuff:** High voltage, vintage electronics etc.

**Day Job:** Mostly LEDs

**mikeselectricstuff**

Super Contributor



Posts: 11874

Country:



**Re: MSO2000 Application module hack**

« Reply #24 on: August 07, 2014, 09:31:08 am »

Say Thanks Reply Quote

Quote from: free\_electron on August 07, 2014, 08:38:16 am

from the mdo2000 users manual page 4 :

"Copyright © Tektronix. All rights reserved. Licensed software products are owned by Tektronix or its subsidiaries or suppliers, and are

protected by national copyright laws and international treaty provisions.

Tektronix products are covered by U.S. and foreign patents, issued and pending. Information in this publication

supersedes that in all

previously published material. Specifications and price change privileges reserved."

So nothing about any restriction on use then.


**Youtube channel:** Taking wierd stuff apart. Very apart.  
**Mike's Electric Stuff:** High voltage, vintage electronics etc.  
**Day Job:** Mostly LEDs

**Stonent**

Super Contributor



Posts: 3824

Country: 



 **Re: MSO2000 Application module hack**

« Reply #25 on: August 07, 2014, 09:47:32 am »

Say Thanks

Reply

Quote

**Quote from: mikeselectricstuff on August 07, 2014, 09:31:08 am**

**Quote from: free\_electron on August 07, 2014, 08:38:16 am**

from the mdo2000 users manual page 4 :

"Copyright © Tektronix. All rights reserved. Licensed software products are owned by Tektronix or its subsidiaries or suppliers, and are protected by national copyright laws and international treaty provisions. Tektronix products are covered by U.S. and foreign patents, issued and pending. Information in this publication supersedes that in all previously published material. Specifications and price change privileges reserved."

So nothing about any restriction on use then.

Yeah the way it reads to me yes the software is copyrighted and installed on the device. Since the module has no software just a string of text, then they can't say you're pilfering their software.

Report to moderator  Logged


The larger the government, the smaller the citizen.

**firewalker**

Super Contributor



Posts: 2314

Country: 



 **Re: MSO2000 Application module hack**

« Reply #26 on: August 07, 2014, 06:09:00 pm »

Say Thanks

Reply

Quote

I believe that a Judge (Europe) had ruled that hacking is allowed as long as the hacker doesn't make money (sell compatible Tek modules eg) or the company doesn't loose money. I think it was for software. I will try to find the details.

Alexander.

Report to moderator  Logged

Become a realist, stay a dreamer.




**janoc**

Super Contributor



Posts: 2757

Country: 



 **Re: MSO2000 Application module hack**

« Reply #27 on: August 07, 2014, 06:45:33 pm »

Say Thanks

Reply

Quote

**Quote from: firewalker on August 07, 2014, 06:09:00 pm**

I believe that a Judge (Europe) had ruled that hacking is allowed as long as the hacker doesn't make money (sell compatible Tek modules eg) or the company doesn't loose money. I think it was for software. I will try to find the details.

Alexander.

Careful, there is no "Europe" in the sense of legal system or jurisdiction. EU has 28 member countries and 28 **different** legal systems. There are some EU directives that have to be implemented by the member states (like the recent "right to be forgotten" rule or RoHS), but the actual implementation is up to the member states and will be different in every country, depending on how the rule is transcribed into the local law.

So be very very careful about these statements - what may hold in one EU state may not be the case in another. E.g. UK is a common law country whereas the rest of EU is civil law. Rulings in Germany will not apply to cases in the UK and vice versa. So sweeping statements about shrinkwrap licenses being unenforceable or "hacking" for no commercial gain being legal could get someone in trouble if they don't check their local laws.

For example: Dashboard cameras in cars are legal in most of Europe. However, they are not legal in Belgium and Austria. If you get caught with one by police in Austria, you can get hit with up to 20 000€ fine - because their courts have ruled that recording someone without consent is a privacy violation and they lumped it with things like illegal surveillance. Similarly, if you are using a GPS (satnav) or Waze on your phone with a database of stationary speed radars you can get a massive fine here in France - there is law forbidding devices that display precise location of traffic enforcement



activities. So most satnavs and Waze had to update their firmware and display only alerts that you are entering a "danger zone" a few kilometers ahead of the radar when you are in France. Etc.

« Last Edit: August 07, 2014, 06:55:42 pm by janoc »


Report to moderator  Logged

### mamalala

Supporter



Posts: 777

Country: 



### Re: MSO2000 Application module hack

« Reply #28 on: August 07, 2014, 07:10:49 pm »

Say Thanks Reply Quote

#### Quote from: janoc on August 07, 2014, 06:45:33 pm

Careful, there is no "Europe" in the sense of legal system or jurisdiction. EU has 28 member countries and 28 **different** legal systems. There are some EU directives that have to be implemented by the member states (like the recent "right to be forgotten" rule or RoHS), but the actual implementation is up to the member states and will be different in every country, depending on how the rule is transcribed into the local law.

So be very very careful about these statements - what may hold in one EU state may not be the case in another. E.g. UK is a common law country whereas the rest of EU is civil law. Rulings in Germany will not apply to cases in the UK and vice versa. So sweeping statements about shrinkwrap licenses being unenforceable or "hacking" for no commercial gain being legal could get someone in trouble if they don't check their local laws.

While generally true, the EU laws that the member countries must implement have the advantage that they can be fought for in an EU court if a country did not properly implement it. Also, the consumer protection laws about issues like shrink-wrap stuff (basically an unfair contract) and hacking for private purposes are rather old, so that by now there has been plenty of time for the countries to implement it. Keep in mind that a failure to implement EU directed laws in a timely and sufficient manner can (and usually will) the have EU to impose sanctions against such a country. Just for that reason alone they are often implemented in local law, simply to avoid consequences.

Greetings,

Chris

Report to moderator  Logged

### madires

Super Contributor



Posts: 4568

Country: 

A qualified hobbyist ;)



### Tektronix isn't happy about hackers

« Reply #29 on: August 07, 2014, 08:55:47 pm »

Say Thanks Reply Quote

If you haven't noticed yet, Tektronix has sent a DMCA take-down notice to Hackaday because they posted an article about hacking MSO2000's application modules. You can read the story at <https://www.techdirt.com/articles/20140806/07155928127/tektronix-uses-dmca-notice-to-try-to-stop-oscilloscope-hacking.shtml> (includes the links to the post and the notice).


Report to moderator  Logged

### janoc

Super Contributor



Posts: 2757

Country: 



### Re: MSO2000 Application module hack

« Reply #30 on: August 07, 2014, 11:06:13 pm »

Say Thanks Reply Quote

#### Quote from: mamalala on August 07, 2014, 07:10:49 pm

While generally true, the EU laws that the member countries must implement have the advantage that they can be fought for in an EU court if a country did not properly implement it. Also, the consumer protection laws about issues like shrink-wrap stuff (basically an unfair contract) and hacking for private purposes are rather old, so that by now there has been plenty of time for the countries to implement it. Keep in mind that a failure to implement EU directed laws in a timely and sufficient manner can (and usually will) the have EU to impose sanctions against such a country. Just for that reason alone they are often implemented in local law, simply to avoid consequences.

Greetings,

Chris

My point was less about the law not being implemented at all (that is indeed rare and there are consequences, as you are saying) but that the laws could be implemented slightly differently in every country. As always, devil is in the details - just look at the fights around the mandatory 2 year warranties for non-perishable goods (Apple ...). In Slovakia the warranty is 2 years, period, the seller has to honour it unless they can prove that the fault is a consequence of the item being mishandled by the buyer. Here in France they have changed the law recently in a way where in the first 6 or so months (or the first year, not sure now) it is up to the seller to prove that the warranty is void because of the buyer mishandling the item, otherwise they have to honour it. After this period it is \*up to the buyer to prove\* that the fault is actually a consequence of a manufacturing problem and not a result of normal use - only then is the seller obliged to comply. I think we agree that that is a massive difference for the consumer - and both laws conform to the same EU directive!

« Last Edit: August 07, 2014, 11:13:25 pm by janoc »


Report to moderator  Logged

 **janoc**

Super Contributor



Posts: 2757

Country: 




 **Re: MSO2000 Application module hack**  
« Reply #31 on: August 07, 2014, 11:09:46 pm »

Say Thanks Reply Quote

**Quote from: madires on August 07, 2014, 08:55:47 pm**

If you haven't noticed yet, Tektronix has sent a DMCA take-down notice to Hackaday because they posted an article about hacking MSO2000's application modules. You can read the story at <https://www.techdirt.com/articles/20140806/07155928127/tektronix-uses-dmca-notice-to-try-to-stop-oscilloscope-hacking.shtml> (includes the links to the post and the notice).

Yes, reply #4 on the first page of this thread 


Report to moderator  Logged

 **nctnico**

Super Contributor



Posts: 16828

Country: 



 **Re: MSO2000 Application module hack**  
« Reply #32 on: August 07, 2014, 11:25:15 pm »

Say Thanks Reply Quote

**Quote from: free\_electron on August 07, 2014, 06:40:21 am**

just like you having a dvd with the windows install files does not entitle you to use that software. you need the key.

In the EU: if you have the disk then you have a valid license.

Regarding the EEPROM hack: I have seen that on many sites. Maybe Tektronix doesn't want it on hackaday but the trick is known for several years now.


« Last Edit: August 07, 2014, 11:30:04 pm by nctnico »

Report to moderator  Logged


There are small lies, big lies and then there is what is on the screen of your oscilloscope.

 **PA0PBZ**

Super Contributor



Posts: 3921

Country: 




 **Re: MSO2000 Application module hack**  
« Reply #33 on: August 07, 2014, 11:28:45 pm »

Say Thanks Reply Quote

**Quote from: janoc on August 07, 2014, 11:09:46 pm**

**Quote from: madires on August 07, 2014, 08:55:47 pm**

If you haven't noticed yet, Tektronix has sent a DMCA take-down notice to Hackaday because they posted an article about hacking MSO2000's application modules. You can read the story at <https://www.techdirt.com/articles/20140806/07155928127/tektronix-uses-dmca-notice-to-try-to-stop-oscilloscope-hacking.shtml> (includes the links to the post and the notice).

Yes, reply #4 on the first page of this thread 

Just to defend madires: He posted this in a separate thread, then I posted a link to this thread to make him aware that there already was a discussion going on, then a moderator took his and my post and moved it over here. When I found out I deleted my post...

His post still has the other thread's title: "Tektronix isn't happy about hackers"


« Last Edit: August 07, 2014, 11:30:17 pm by PA0PBZ »

Report to moderator  Logged


Keyboard error: Press F1 to continue.

 **kilohercas**

Regular Contributor



Posts: 58

Country: 

Engineer



 **Re: MSO2000 Application module hack**  
« Reply #34 on: August 08, 2014, 05:34:32 am »

Say Thanks Reply Quote

Just wondering, they say DPO2COM is copyrighted code, ok, if i switch to hex, like 44 50 4f 32 43 4f 4d 50, does that is still under copyright, since is not the same code, but from information point of view, is. So they should include that to copyright law, but did they ( so all code should be translated to U8 S8 U16,S16, U32,S32 and copyrighted )?

Report to moderator  Logged

 **David Hess**

**Re: MSO2000 Application module hack**

Super Contributor



Posts: 9317

Country:

DavidH

 « **Reply #35 on:** August 08, 2014, 06:13:49 am »

Say Thanks Reply Quote

This form of DRM reminds me of how Sega implemented their DRM and the resulting lawsuit:

[http://en.wikipedia.org/wiki/Sega\\_v.\\_Accolade](http://en.wikipedia.org/wiki/Sega_v._Accolade)

I think there was another video game console case where the copyright was an on raster graphics image stored in the ROM which was checked to make sure the cartridge was "official" but I was not able to find it and I believe it become irrelevant with the DMCA anyway. The way I remember it, the court ruled that while the image was legitimately copyrighted, since it was needed to make the system operational, copying it was fair use.

Report to moderator Logged

 **allikat**

Contributor

Posts: 30

Country:

 **Re: MSO2000 Application module hack**  
« **Reply #36 on:** August 08, 2014, 07:35:43 am »

Say Thanks Reply Quote

It's simple data in an (e)eprom, not even particularly complex data either. The hardest part of the hack is to make the eeprom talk to the scope.

Report to moderator Logged

Any engineer can readily identify 3 smells:  
1: Coffee, 2: Escaped magic smoke, 3: Bullshit  
(from an original post by John Colocchia)

 **kilohercas**

Regular Contributor



Posts: 58

Country:

Engineer

 **Re: MSO2000 Application module hack**  
« **Reply #37 on:** August 08, 2014, 04:20:45 pm »

Say Thanks Reply Quote

**Quote from: allikat on August 08, 2014, 07:35:43 am**

It's simple data in an (e)eprom, not even particularly complex data either. The hardest part of the hack is to make the eeprom talk to the scope.

where is no hard part. I made that module without going to shop, some foam, eeprom from old TV, and sim holder from siemens c25. After that only simple programming is needed to load data to eeprom. Also if you have original app module, you simply can put second eeprom on top of original, and program it with new code. but you have to disconnect address pins, and set them manually, and i2c line will be shared between two eeproms.

Oscilloscope does the reading automatically, if you have good contacts, and correct code, it works without a problem

Report to moderator Logged

 **Tothwolf**

Regular Contributor



Posts: 95

Country:

 **Re: MSO2000 Application module hack**  
« **Reply #38 on:** August 10, 2014, 03:47:34 am »

Say Thanks Reply Quote

Dear Tektronix,

Because of your legal goons' blatant misuse of [Section 1201\\*](#) of the DMCA to bully hobbyists and Hackaday, I will no longer purchase or recommend your test equipment to potential customers.

\*Section 1201 most certainly does -not- apply to the material Hackaday discussed. cf. [Lexmark v. Static Control Lexmark International, Inc. v. Static Control Components, Inc.](#)

Report to moderator Logged

 **janoc**

Super Contributor



Posts: 2757

Country:

 **Re: MSO2000 Application module hack**  
« **Reply #39 on:** August 10, 2014, 09:25:35 am »

Say Thanks Reply Quote

**Quote from: Tothwolf on August 10, 2014, 03:47:34 am**

Dear Tektronix,

Because of your legal goons' blatant misuse of [Section 1201\\*](#) of the DMCA to bully hobbyists and Hackaday, I will no longer purchase or recommend your test equipment to potential customers.

\*Section 1201 most certainly does -not- apply to the material Hackaday discussed. cf. [Lexmark v. Static Control Lexmark International, Inc. v. Static Control Components, Inc.](#)

That was the Lexmark lawsuit. Tek should be really ashamed of themselves.

Report to moderator Logged

**free\_electron**

Super Contributor



Posts: 7101

Country:

 **Re: MSO2000 Application module hack**« **Reply #40 on:** August 10, 2014, 11:56:20 am »[Say Thanks](#)[Reply](#)[Quote](#)**Quote from: kilohercas on August 08, 2014, 04:20:45 pm**

you simply can put second eeprom on top of original, and program it with new code.

not even needed. if you buy a quad size one the pages sit on consecutive i2c addresses...

essentially a 24c16 is eight 24c02's on consecutive addresses.  
simply program the strings on the page offsets. probably will work perfectly fine.

there is a page addressing change once you hit the 24c32


[Report to moderator](#)

Professional Electron Wrangler.

Any comments, or points of view expressed, are my own and not endorsed, induced or compensated by my employer(s).

 **kilohercas**

Regular Contributor



Posts: 58

Country:

Engineer

 **Re: MSO2000 Application module hack**« **Reply #41 on:** August 10, 2014, 05:01:16 pm »[Say Thanks](#)[Reply](#)[Quote](#)**Quote from: free\_electron on August 10, 2014, 11:56:20 am**

not even needed. if you buy a quad size one the pages sit on consecutive i2c addresses...

essentially a 24c16 is eight 24c02's on consecutive addresses.  
simply program the strings on the page offsets. probably will work perfectly fine.

there is a page addressing change once you hit the 24c32

I don't think this would work. Also, with MSO2024B, oscilloscope will read EEPROM only two times, but where is 3 functions to unlock.

[Report to moderator](#)  **miguelvp**

Super Contributor



Posts: 5549

Country:

 **Re: MSO2000 Application module hack**« **Reply #42 on:** August 10, 2014, 05:06:47 pm »[Say Thanks](#)[Reply](#)[Quote](#)

I just have to LOL at using the sku string to unlock the feature what where they thinking?

[Report to moderator](#)  **Tothwolf**

Regular Contributor



Posts: 95

Country:

 **Re: MSO2000 Application module hack**« **Reply #43 on:** August 10, 2014, 06:51:19 pm »[Say Thanks](#)[Reply](#)[Quote](#)

After speaking with one of my clients, I'm expanding my boycott to all test gear and tools made by companies currently owned by Danaher.

Some of these include (not yet a complete list):

Fluke  
Fluke Networks (which is mostly just made up of what used to be Harris test gear and tools...well, what's left of them anyway.)  
Pomona  
Tektronix  
Keithley  
Amprobe  
Raytek  
Hart Scientific  
Datapaq  
DH Instruments (DHI)  
Iron  
Matco Tools

Another pro tip for Danaher / Tektronix... Do NOT piss off those who -sell- potential clients on using your crap in their labs and factories.

★ Ignignokt - "I hope you can see this, because I am doing it as hard ...




Btw, for those with older unsupported Tektronix gear who aren't already aware that they can freely copy and redistribute manuals...

[Tektronix Policy on Copying of Out-of-date Materials \(pdf\) \[tek.com\]](#)  
[Release of copyright \(pdf\) \[ko4bb.com\]](#)

Report to moderator Logged

**mikeselectricstuff**

Super Contributor



Posts: 11874

Country:



**Re: MSO2000 Application module hack**  
 « Reply #44 on: August 10, 2014, 07:20:22 pm »

Say Thanks Reply Quote

**Quote from: Tothwolf on August 10, 2014, 06:51:19 pm**

After speaking with one of my clients, I'm expanding my boycott to all test gear and tools made by companies [currently owned](#) by Danaher.

A bit of an overreaction perhaps....

Given a choice between a bit of test gear that is known to be hackable and one that isn't, the former has to be preferable.

I don't think a bogus DMCA notice from a legal dept to a site publishing info that was widely known is reason to influence a purchasing decision.

Compared to things like patent trolling to stifle competition, or adding cumbersome DRM to products, this is really nothing to get upset about. All it has done is make the info more widely known.

Report to moderator Logged

**Youtube channel:** Taking wierd stuff apart. Very apart.  
**Mike's Electric Stuff:** High voltage, vintage electronics etc.  
**Day Job:** Mostly LEDs

**artag**

Frequent Contributor



Posts: 343

Country:



**Re: MSO2000 Application module hack**  
 « Reply #45 on: August 11, 2014, 12:35:46 am »

Say Thanks Reply Quote

So what are the possibilities here ?

1. Tek are dumb, don't understand 'security', and are run by beancounters and idiot lawyers.

Sadly, this could be the case. But even though it's not run by engineers any more, it still employs some good ones. I can't believe they thought this would go unhacked (though they might possibly object

to hacking keys coming from china rather than requiring that you do dangerous firmware mods to your expensive instrument).

2. Tek have seen the sales wins achieved by HP and Rigol etc. as the result of their hacks. They don't need the upgrade sales to pay for the features, because they're making a healthy profit selling an unenhanced model and don't need the high-end buyers to subsidise it. And they want some of the action, so after making it an easy mod and seeing it get reported, they're out to make the most of it by harnessing Streisand-effect publicity.


My money's on 2.

 **Tothwolf**

Regular Contributor



Posts: 95

Country: 00 **Re: MSO2000 Application module hack**

« Reply #46 on: August 11, 2014, 01:07:24 am »

Say Thanks

Reply

Quote

**Quote from: mikeselectricstuff on August 10, 2014, 07:20:22 pm**

A bit of an overreaction perhaps....

Au contraire...

Tektronix has no right to tell people what they can or cannot do with something [that they've purchased](#). If Tektronix chose to sell a product with a feature "switched off" via a configuration option to lower their production costs, and a consumer subsequently figures this out and enables it, they have absolutely no right to then threaten hobbyists and Hackaday for discussing it. [You Bought It, You Own It](#)

If money is the reason Tektronix / Danaher are going to issue a bogus DMCA notice and threaten a hobbyist site like Hackaday, then I can do my "small" part to protest their response and take away some of their bottom line. This doesn't mean I'm going to get rid of any of my own existing Tek gear, but I certainly won't be buying any new gear from Tektronix / Danaher any time soon.


For Tektronix / Danaher's sake, hopefully none of my clients will call me up asking me to spec a lab full of gear between now and when they eventually decide to offer a public apology. There /are/ alternatives to pretty much everything they offer, but perhaps Tektronix forgot that?

Report to moderator  Logged **mikeselectricstuff**

Super Contributor



Posts: 11874

Country:  **Re: MSO2000 Application module hack**

« Reply #47 on: August 11, 2014, 01:33:47 am »

Say Thanks

Reply

Quote

**Quote from: Tothwolf on August 11, 2014, 01:07:24 am****Quote from: mikeselectricstuff on August 10, 2014, 07:20:22 pm**

A bit of an overreaction perhaps....

Au contraire...

Tektronix has no right to tell people what they can or cannot do with something

True but the fact is that everyone does it nowadays. Tek, Agilent, Flir, Rigol....

If anything Tek have the advantage that it's trivially easy (though the later scopes apparently have better protection.

These companies have to at least make it look like they're protecting stuff to please their shareholders. An occasional bit of lawyer bluster has no real effect, and certainly no reason to boycott anything.

Report to moderator  Logged**Youtube channel:** Taking wierd stuff apart. Very apart.**Mike's Electric Stuff:** High voltage, vintage electronics etc.**Day Job:** Mostly LEDs **janoc**

Super Contributor



Posts: 2757

Country:  **Re: MSO2000 Application module hack**

« Reply #48 on: August 11, 2014, 01:35:35 am »

Say Thanks

Reply

Quote

**Quote from: artag on August 11, 2014, 12:35:46 am**

2. Tek have seen the sales wins achieved by HP and Rigol etc. as the result of their hacks. They don't need the upgrade sales to pay for the features, because they're making a healthy profit selling an unenhanced model and don't need the high-end buyers to subsidise it. And they want some of the action, so after making it an easy mod and seeing it get reported, they're out to make the most of it by harnessing Streisand-effect publicity.

My money's on 2.

Except that by slapping publicly a site like Hackaday with DMCA notice is not going to bring you a lot of good will among their audience - exactly the people who would be buying the hackable gear otherwise. The Joe Littleguy is a lot more susceptible to going all gaga over crap like this and taking their dollars elsewhere than a big corp that is buying 100 of those scopes for their labs.


So yeah, they will get publicity, but probably not the one they hoped for ...

Report to moderator  Logged**Tothwolf**

Regular Contributor



Posts: 95

Country: **Re: MSO2000 Application module hack**

« Reply #49 on: August 11, 2014, 04:16:07 am »

Say Thanks

Reply

Quote

**Quote from: janoc on August 11, 2014, 01:35:35 am**

Except that by slapping publicly a site like Hackaday with DMCA notice is not going to bring you a lot of good will among their audience - exactly the people who would be buying the hackable gear otherwise. The Joe Littleguy is a lot more susceptible to going all gaga over crap like this and taking their dollars elsewhere than a big corp that is buying 100 of those scopes for their labs.

So yeah, they will get publicity, but probably not the one they hoped for ...

Tektronix also seemed to forget that a "Joe Littleguy" can make or break a large sale when they also happen to be an independent sales consultant. A large company is likely to have no interest in tinkering with their gear to enable hidden features anyway (and is more likely to buy the more expensive model). In bullying hobbyists though, Tektronix is only harming themselves.

Not that things have been going all that well for Danaher..


[Tektronix, five years after sale to Danaher, continues to shed jobs and struggle](#)  
[Danaher, Tektronix's takeover-minded owner, now can't make a deal](#)

Report to moderator  Logged**Lunasix**

Regular Contributor



Posts: 127

Country: **Re: MSO2000 Application module hack**

« Reply #50 on: September 18, 2014, 06:25:51 am »

Say Thanks

Reply

Quote

I just found at a reasonable price a MSO2024 with the original DPO2COMP module. I would never have thought, before reading this post, that there was nothing else in this module... 😊  
 Fortunately, the global price was made without taking into account this module.

Report to moderator  Logged**relu**

Newbie

Posts: 4

**Re: MSO2000 Application module hack**

« Reply #51 on: September 23, 2014, 06:48:26 am »

Say Thanks

Reply

Quote

So, did anybody tried this hack?


I have order the boards, the sim card holder and the memory. Soldered everything. Programmed the memory with the PICkit2.  
 check that the eeprom is programmed correctly. plug in the module (another small PCB taped to have the right width).

Aaaaand it doesn't work.

Maybe I haven't checked carefully enough if the module makes contact with the scope.  
 or maybe because I have Firmware version v1.52 PP3 15-Aug-12.  
 or what other?

Would be nice to hear that someone tried it and it works. . .




 tek\_module.PNG (304.72 kB, 555x233 - viewed 675 times.)

Report to moderator  Logged**Lunasix**

Regular Contributor



Posts: 127

Country: **Re: MSO2000 Application module hack**

« Reply #52 on: September 23, 2014, 07:22:21 am »

Say Thanks

Reply

Quote

Tested for fun (I have original one) with very old revision and then with last revision, no problem.  
 With a 08 eeprom, A2 (hard and soft) will always be 0. A1 and A0 are only selected by scope software, and A0 remains to 0. A1 will select key 0 or key 1 (normally, A1 is hard coded from slot to eeprom pin, allowing two keys), and will select in the eeprom the corresponding virtual key. Reading starts at address 04, find the string (terminated with 0) and reads 3 more bytes at FF (thus, ending on a 16 bytes boundary). If the scope reads garbage (or 0xFF), it will say it needs a software update, since value in the key isn't recognized (but supposed to be valid).

« Last Edit: November 09, 2014, 08:38:41 am by Lunasix »

Report to moderator  Logged

**Lunasix**

Regular Contributor



Posts: 127

Country:


 **Re: MSO2000 Application module hack**

« Reply #53 on: September 25, 2014, 09:00:02 pm »

Say Thanks


Reply

Quote

Small eeprom (BGA, 0.8 x 0.8 mm) is wired directly on back of sim connector (don't drink before...).



ScreenShot025.png (728.82 kB, 852x449 - viewed 861 times.)



ScreenShot026.png (175.52 kB, 346x287 - viewed 791 times.)

« Last Edit: November 07, 2014, 01:19:51 am by Lunasix »

Report to moderator



Logged

 **drsurfer**

Contributor



Posts: 15

Country:


 **Re: MSO2000 Application module hack**

« Reply #54 on: November 06, 2014, 11:00:24 pm »

Say Thanks

Reply

Quote

Relu, I was about to post the same message 🙄 you did exactly what I did, ending in the very same frustration 😞 😞

My scope is MSO 2024B with same v1.52 PP3 15-Aug-12 firmware.

As soon as I can I will borrow another scope and I will connect to eeprom's I2C bus to understand what's going on.

The first stupid thing I will try is to write protect the EEprom (the damn trace to cut is under the chip). A successful write could easily tell the presence of an EEprom in place of a ROM (or a write protected EEprom).

Lunasix, can you clarify what do you mean with "old revision" and "last revision"? Scope firmware version ?

DrSurfer

**Quote from: relu on September 23, 2014, 06:48:26 am**

So, did anybody tried this hack?

I have order the boards, the sim card holder and the memory. Soldered everything. Programmed the memory with the PICkit2.  
check that the eeprom is programmed correctly. plug in the module (another small PCB taped to have the right width).

Aaaaand it doesn't work.

Maybe I haven't checked carefully enough if the module makes contact with the scope.  
or maybe because I have Firmware version v1.52 PP3 15-Aug-12.  
or what other?

Would be nice to hear that someone tried it and it works. . .

« Last Edit: November 06, 2014, 11:09:25 pm by drsurfer »

Report to moderator



Logged

 **Lunasix**

Regular Contributor



Posts: 127

Country:


 **Re: MSO2000 Application module hack**

« Reply #55 on: November 07, 2014, 12:48:05 am »

Say Thanks

Reply

Quote

When I bought my scope (MSO2024), the software version was very old (2009 I think) and I've installed the v1.56 PP3 17-Jul-14 11:00 firmware.

It is very difficult to remove the original Tektronix key I have (RS232), the new one is a bit smaller and very easy to remove thanks to the hole in the plastic support.

Recently, I have had a problem : sometimes, the scope was displaying a warning "Not allowed to remove key during working, please reboot" (or something like that) and I was obliged to reboot the scope, and finally, the key was not working any more. A bad solder of a wire (SCL, not really soldered, in place thanks to solder flux) was the source of the problem, now all is fine.


I have programmed the eeprom with a board I have (PIC32), with a modified program, but I've seen that it was possible with MPLab.

Eeprom is CAT24C08C4ATR, without write protect pin, but I've tested with Atmel 24C08, and the write



protect pin was tied to VSS

I've connected a Saleae analyzer with I2C protocol and nothing noticed like write attempt. It's only reading : if eeprom acknowledges readings, the scope has found a key. If the string is a valid one, it's ok, if not (like empty eeprom, all 0xff), it says it has found a key, and it asks for an update firmware as it can't use the unknown key. If you see nothing of that, you can be sure that the eeprom doesn't respond. First, try with an empty eeprom. If you see what I've described, try to program it, if not, understand why.



key2.jpg (831.4 kB, 2592x1944 - viewed 504 times.)

« Last Edit: November 07, 2014, 01:28:04 am by Lunasix »

Report to moderator Logged

**drsurfer**

Contributor



Posts: 15

Country:



**Re: MSO2000 Application module hack**

« Reply #56 on: November 07, 2014, 03:03:48 am »

Say Thanks Reply Quote

Thanks Lunasix.  
I never saw any message from the scope.

My eeprom is programmed with all 0xFF but the null terminated strings at 0x004 and 0x204. According to your notes, if it was wrong I should see a specific message from the scope, but this didn't happen.

My PCB is simply put in place with a cardboard . As far I can see, there isn't any "module presence switch", am I right?

At this point I would feel more relaxed if I could try the slot with an original module, but I don't know anyone can borrow it near to me.

Ciao  
DrSurfer

« Last Edit: November 21, 2014, 05:16:38 am by drsurfer »

Report to moderator Logged

**Lunasix**

Regular Contributor



Posts: 127

Country:



**Re: MSO2000 Application module hack**

« Reply #57 on: November 07, 2014, 03:39:42 am »

Say Thanks Reply Quote

It's I2C : if circuit is present at right address, it responds. With a scope, it will not be obvious as there are other components on the bus, and eeprom access is not at the beginning. You should connect 4 wires (VSS, VDD, SCL and SDA) going out of the scope and verify that all are correct, before attempting to connect the eeprom.

« Last Edit: November 09, 2014, 08:34:38 am by Lunasix »

Report to moderator Logged

**drsurfer**

Contributor



Posts: 15

Country:



**Re: MSO2000 Application module hack**

« Reply #58 on: November 07, 2014, 10:25:11 pm »

Say Thanks Reply Quote

Ok, 😊 finally it worked!!!! 🙌😊

It was simply a mechanical issue: I just filed the PCB to allow it to enter more deeply into the slot. I did it because looking at your photos, I had the feeling that on my device the distance between the contacts and the board edge was larger.

Just to be sure and build a finally reliable device, could you kindly provide me some actual measurements of your module? I need the outside dimensions of the module and the distances of the contacts from the edges. I refer to "contacts" because I have a different type of SIM card connector (see Relu's post).

Thanks for your support and patience!

« Last Edit: November 21, 2014, 05:17:30 am by drsurfer »

Report to moderator Logged

**Lunasix**

Regular Contributor



**Re: MSO2000 Application module hack**

« Reply #59 on: November 08, 2014, 08:05:23 pm »

Say Thanks Reply Quote

Posts: 127  
Country:   
 

Size of a key : 33.4 x 10.4 x 4.4mm (lightly smaller than the original, and without retaining slot, as the original is very hard to extract).

Center of sim connector is at 11.95mm from left side of key and on center in vertical direction.

« Last Edit: November 09, 2014, 11:03:34 pm by Lunasix »

[Report to moderator](#)  [Logged](#)


 **drsurfer**  
Contributor

 **Re: MSO2000 Application module hack**  
« Reply #60 on: November 11, 2014, 05:26:23 am »

[Say Thanks](#) [Reply](#) [Quote](#)

  
Posts: 15  
Country:   
 


Thanks for your info.

So it's confirmed that the PCB published (and the SIM socket chosen) is simply too big.   
The center of SIM connector on it is at ~15 mm from the edge, so it's mandatory to file it as much as possible to have a reliable contact with the scope pads.

I did a little investigation on the strings inside the last firmware, hoping to find a "magic" string that will enable at same time all the three features available. It seems this does not exist, but there are five strings that could enable some undocumented/abandoned/<whatever> features.

Code: [Select]

DPO2EMBD	Embedded Serial Triggering and Analysis
DPO2AUTO	Automotive Serial Triggering and Analysis
DPO2COMP	Computer Serial Triggering and Analysis
DPO2AUTOMAX	Extended Auto Serial Triggering and Analysis
DPO2VID	Extended Video
DPO2AUDIO	Audio Serial Triggering and Analysis
DPO2PWR	Power Analysis
DPO2BTA	Beta Enabled

DPO2VID is the only string I've found referenced in some Tek docs related to our scopes. I hope that someone finds the time to do a little experimentation on these. 

« Last Edit: November 11, 2014, 06:20:23 am by drsurfer »

[Report to moderator](#)  [Logged](#)

 **Lunasix**  
Regular Contributor

 **Re: MSO2000 Application module hack**  
« Reply #61 on: November 11, 2014, 06:17:02 am »

[Say Thanks](#) [Reply](#) [Quote](#)

  
Posts: 127  
Country:   
 

Thanks !


I will try asap.

[Report to moderator](#)  [Logged](#)

 **Lunasix**  
Regular Contributor


 **Re: MSO2000 Application module hack**  
« Reply #62 on: November 11, 2014, 10:21:50 pm »

[Say Thanks](#) [Reply](#) [Quote](#)


  
Posts: 127  
Country:   
 

AUTOMAX and VID are correctly detected. But I can't see any difference between AUTO and AUTOMAX, probably none, and video trigger (SECAM/PAL/NTSC) is now useless, and is already available without any key. Others have no effect, except warning.




 TEK00002.PNG (6.63 kB, 480x234 - viewed 677 times.)



 TEK00004.PNG (6.86 kB, 480x234 - viewed 646 times.)



 TEK00008.PNG (5.31 kB, 480x234 - viewed 582 times.)

« Last Edit: November 11, 2014, 10:38:01 pm by Lunasix »

[Report to moderator](#)  [Logged](#)

 **drsurfer**  
Contributor

 **Re: MSO2000 Application module hack**  
« Reply #63 on: November 14, 2014, 07:02:56 am »

[Say Thanks](#) [Reply](#) [Quote](#)

  
Posts: 15  
Country:   


May be deeper in the firmware there are hidden other exploits, but I feel satisfied of the results I got and I will not spend more time on it.

BTW, the binary format of firmware is straightforward, and even a linux beginner (like me) can easily find the way to do some investigations on it, so I will not disclose any details on the process.



Ciao  
DrSurfer

Report to moderator Logged

**Dreamster**

Newbie

Posts: 2



**Re: MSO2000 Application module hack**  
« Reply #64 on: November 24, 2014, 09:14:56 pm »

Say Thanks Reply Quote

**Quote from: Lunasix on September 23, 2014, 07:22:21 am**

Reading starts at address 04, find the string (terminated with 0) and reads 3 more bytes at FF (thus, ending on a 16 bytes boundary). If the scope reads garbage (or 0xFF), it will say it needs a software update, since value in the key isn't recognized (but supposed to be valid).

Hi.

Can you elaborate on this? I see the request for software update but I am already at 1.56. Apart from the bytes set to DPO2COM\0 or EMBED, what should the rest of the eeprom be set to.

Regards

Report to moderator Logged

**drsurfer**

Contributor



Posts: 15

Country:



**Re: MSO2000 Application module hack**  
« Reply #65 on: November 24, 2014, 10:29:18 pm »

Say Thanks Reply Quote

All 0xFF, as in an erased eeprom.

Report to moderator Logged

**Dreamster**

Newbie

Posts: 2



**Re: MSO2000 Application module hack**  
« Reply #66 on: November 25, 2014, 12:01:04 am »

Say Thanks Reply Quote

**Quote from: drsurfer on November 24, 2014, 10:29:18 pm**

All 0xFF, as in an erased eeprom.



It does by the way work better if you remember that there is a difference between 2 as in ascii STX and 50 as in ascii "2"

Actually wrote this comment before trying out the fix once I located my error. I should probably go home and sleep.

Report to moderator Logged

**relu**

Newbie

Posts: 4



**Re: MSO2000 Application module hack**  
« Reply #67 on: December 08, 2014, 05:30:07 am »

Say Thanks Reply Quote

Hi all,

I was quite busy lately, forgot to report that I finally got the module working. The problems was mechanical, there was poor contact between the module and oscilloscope.

It seems that the sim connector on the PCB's I have ordered from OSH Park needs to be soldered right on the edge.

See attached my module. . .



my\_hack.png (285.8 kB, 351x357 - viewed 766 times.)

Report to moderator Logged

 **luisprata**

Regular Contributor



Posts: 58

Country: 
 **Re: MSO2000 Application module hack**  
 « Reply #68 on: January 31, 2016, 01:17:06 pm »

Say Thanks

Reply

Quote

Eeprom worked for me.

Besides that, I sniffed I2C bus of Application module slot... I found 0x76, 0x2b, 0x50 and 0x52 address. 0x50 and 0x52 are for eeprom reading... But what are the others for?

BTW, I have a MSO2014 and I'm trying to upgrade bandwidth...

I figure out MPC870 U13(SMTX) and T12(SMRX) pins are routed to B23 and B25 pins on external connector...

I'm going to build a TTL serial cable and try to get access to linux.

« Last Edit: February 07, 2016, 02:56:09 pm by luisprata »

Report to moderator  Logged
 **luisprata**

Regular Contributor



Posts: 58

Country: 
 **Re: MSO2000 Application module hack**  
 « Reply #69 on: February 03, 2016, 12:59:56 am »

Say Thanks

Reply

Quote

Here is what I got

"

U-Boot 1.1.4 (Oct 29 2008 - 14:14:00) Tektronix, Inc. V1.01

CPU: MPC870ZPnn at 133.333 MHz: 8 kB I-Cache 8 kB D-Cache FEC present

Board: Tektronix Fusion MPC870 Main Board

Version: 4 (QUAL) 4 channel MSO

Tek0001A ChipId: 0x1400c

Tek0001A SubBlocksId: 0x0

Tek0001B ChipId: 0x1400c

Tek0001B SubBlocksId: 0x0

CPLD Version: 0x11

I2C: ready

DRAM: 64 MB

FLASH: 32 MB

In: serial

Out: serial

Err: serial

Net: FEC ETHERNET

Enter password - autobooting in 3 seconds

## Booting image at efec0000 ...

Image Name: Linux-2.4.20\_mvl31-885ads

Image Type: PowerPC Linux Multi-File Image (gzip compressed)

Data Size: 1278107 Bytes = 1.2 MB

Load Address: 00000000

Entry Point: 00000000

Contents:

Image 0: 868895 Bytes = 848.5 kB

Image 1: 409199 Bytes = 399.6 kB

Verifying Checksum ... OK

Uncompressing Multi-File Image ... OK

cmdline is console=ttyS0,115200 quiet bigphysarea=10570 panic=2 root=/dev/mtdblock4 rw

mem=175190k NO\_option\_board

Loading Ramdisk to 03e3a000, end 03e9de6f ... OK

No option module board found

Checking for firmware update...

No USB mass storage devices found to update from.

Linux 2.4.20\_mvl31-885ads V 1.06 Tektronix Fusion Tue Apr 26 14:44:49 PDT 2011

Warning: loading NiDKEng-1.6 will taint the kernel: non-GPL license - Proprietary

See <http://www.tux.org/lkml/#export-tainted> for information about tainted modules

Warning: loading NiDUsb-1.6 will taint the kernel: non-GPL license - Proprietary

See <http://www.tux.org/lkml/#export-tainted> for information about tainted modules

Warning: loading tek will taint the kernel: non-GPL license - Proprietary

See <http://www.tux.org/lkml/#export-tainted> for information about tainted modules

Scope application starting (normal mode)

Running Init code

versionBuildFWVersionString(), TimestampString: 17-Jul-14 11:00

versionBuildFWVersionString(), VersionFIRMWAREVERSIONversion: v1.56

versionBuildFWVersionString(), Major ver num: 1 Minor ver num: 56

hwInit

mpc8xx GPIO open successful

```

Initializing Mpc8xx[0]
adg420a open successful.
adg420b open successful.
Initializing Adg420[3]
Initializing Adg420[2]
Initializing Adg420[1]
Initializing Adg420[0]
adg420b open successful.
Initializing ExtTrig[0]
adc08d1020a open successful.
adc08d1020b open successful.
Initializing Adc08D1000[1]
Initializing Adc08D1000[0]
Initializing Dac121s101[1]
Initializing Dac121s101[0]
Initializing ad5160[0]
ad5305 open successful.
Initializing ad5300[0]
tek0001 detected, patching device offsets.
lm95241[0] open successful.
lm95241[1] not present.
Initializing Lm95241[1]
Initializing Lm95241[0]
Initializing ResetCpld[0]
Factory Checksum: Stored: 26914, Calculated: 26914 - OK
Spc CheckSum: stored: 6395 calculated: 6395 - OK

```

Starting POST diags

Finished POST diags

```

ERROR in fpSharedPublic.cpp at 44: Could not get expected fp SW versiin.
Fp Id response: 6 4 19
Front Panel Software Rev 19 - expected -1.
Installing -1 in front panel.
fpSRecChecksum /usr/local/nv/route66_fp.s19
fpSRecChecksum: open /usr/local/nv/route66_fp.s19 failed
Checksum failed for /usr/local/nv/route66_fp.s19
Fp software update function reports failure.
IO error reading fp id after reprogram.
Fp Id response after code update: 128 128 128
Fp Id query response NOT as expected after update.
cfgGetBoardModel: modelID 4 idStr MSO2014
hcPtpInit: Starting PictBridge PTP subsystem
fusadInit
utilInit

```

-----

Running Start code

```

diagStart
fusionTrigStart(): calibrateTrigIf() ran 1 times and passed
fusionTrigStart(): testTrigIf() for TEK0001A returned 0
fusionTrigStart(): testTrigIf() for TEK0001B returned 0
fusadStart

```

-----

Running Run code

```

wfmMgr OK for diags
diagRun
fusadRun
eth0: unknown interface: No such device
eth0: unknown interface: No such device
enetLinkPresent: ioctl failed, errno 19
enetLinkPresent: ioctl failed, errno 19

```

-----

Scope startup complete; duration = 23.842631 seconds

=====

PID to Task info:

```

PID: 62 ThrdID: 16386 Task: tUsrRoot
PID: 63 ThrdID: 32771 Task: tExcTask
PID: 64 ThrdID: 49156 Task: errSuspendAllThread
PID: 65 ThrdID: 65541 Task: hwIntReceiver
PID: 66 ThrdID: 81926 Task: fpIntTask
PID: 67 ThrdID: 98311 Task: fpIrqMonitor

```

```

PID: 68 ThrdID: 114696 Task: usbHotplug
PID: 0      ThrdID: 131081 Task: probesSharedUnloadCmdQueueThread
PID: 70 ThrdID: 147466 Task: fusad executive
PID: 71 ThrdID: 163851 Task: UsbTmcOutputMgr
PID: 72 ThrdID: 180236 Task: piUsb
PID: 73 ThrdID: 196621 Task: piVGpib
PID: 74 ThrdID: 213006 Task: Nios A listener
PID: 75 ThrdID: 229391 Task: Nios B listener
PID: 76 ThrdID: 245776 Task: exec
PID: 77 ThrdID: 262161 Task: autosest
PID: 78 ThrdID: 278546 Task: cal
PID: 79 ThrdID: 294931 Task: diag
PID: 80 ThrdID: 311316 Task: fp
PID: 81 ThrdID: 327701 Task: hc
PID: 82 ThrdID: 344086 Task: UsbSicInputMsgMgr
PID: 83 ThrdID: 360471 Task: wfmMgrTest
PID: 84 ThrdID: 376856 Task: search
PID: 85 ThrdID: 393241 Task: periodicZoom
PID: 86 ThrdID: 409626 Task: periodicClockAnimation
PID: 87 ThrdID: 426011 Task: periodicBusyIndicAnimation
PID: 88 ThrdID: 442396 Task: math
PID: 89 ThrdID: 458781 Task: meas
PID: 90 ThrdID: 475166 Task: measImmed
PID: 91 ThrdID: 491551 Task: piCmdIntfc
PID: 92 ThrdID: 507936 Task: probes
PID: 93 ThrdID: 524321 Task: ref
PID: 94 ThrdID: 540706 Task: rtl
PID: 0      ThrdID: 557091 Task: thttpd
PID: 112    ThrdID: 573476 Task: tVxi11SRQd
PID: 0      ThrdID: 589861 Task: tVxi11Rpcd
PID: 114    ThrdID: 606246 Task: tVxi11FlushThread
PID: 0      ThrdID: 622631 Task: bus
PID: 0      ThrdID: 639016 Task: debugConsole
PID: 117    ThrdID: 655401 Task: VgpibRead
PID: 118    ThrdID: 671786 Task: VgpibWrite
PID: 119    ThrdID: 688171 Task: UsbTmcEventDispatcher
PID: 0      ThrdID: 704556 Task: probesHandleBulkPowerChangeThread

```

```

Power Up Completed at 11:26:36
Enter 'ctrl-\` twice to quit scopeApp
Received testTrigIfcMsgAck, nios = 1, payload = 10
Received testTrigIfcMsgAck, nios = 0, payload = 10
11:26:36 fusadSetNiosUsable
OK to connect by: telnet MSO2014-05GK9V 1072
11:26:41 --- Power Up Phase Cal - PASSED

```

```

MSO2014-05GK9V login:
MSO2014-05GK9V login:

```

"

« Last Edit: February 03, 2016, 01:01:30 am by luisprata »


Report to moderator  Logged

## Edison517

Newbie



Posts: 1

Country: 




## luisprata

Regular Contributor



Posts: 58

Country: 



## Re: MSO2000 Application module hack

« Reply #70 on: February 04, 2016, 04:04:44 am »

Say Thanks Reply Quote

I wrote a quick program for Arduino that will program the 24LC08 chip to any of the 3 possible combinations. Just hook up the I2C lines and power & ground and run the program 😊  
<http://pastebin.com/raw/AMZRxq3T>

Report to moderator  Logged

## Re: MSO2000 Application module hack

« Reply #71 on: February 07, 2016, 02:53:28 pm »

Say Thanks Reply Quote

After some work, I`ve removed password for root, accessed command line and went into dir /usr/share/tek where i found "fw\_setenv" and executed:

```
./fw_setenv model "MSO2024"
```

After that, my oscilloscope thinks it is MSO2024.

I think it could be possible just changing fwEnvUpdate.sh. So you have to mount firmware.img, change fwEnvUpdate.sh, change md5sum.txt with new md5 for fwEnvUpdate.sh, umount and that's it.


To change the file, put before last line of fwEnvUpdate.sh:

```
$FW_SETENV model "MSO2024"
echo "Finished updating environment variables."
```

Besides showing MSO2024 I can't test performance after modification. If someone tested, please tell us.

Sorry about bad english.

Thanks.



about.jpg (461.21 kB, 1633x881 - viewed 435 times.)

« Last Edit: February 10, 2016, 05:10:16 pm by luisprata »

Report to moderator Logged

### **DiodomanX**

Contributor

Posts: 16



### **Re: MSO2000 Application module hack**

« Reply #72 on: February 09, 2016, 08:37:26 am »

Say Thanks Reply Quote

I found this [https://github.com/dmitrodem/tek\\_softhack](https://github.com/dmitrodem/tek_softhack), and install the modified firmware in my DPO2012B and all modules was unlocked, but i have an issue, without the modified firmware autosec take 2-3 seconds to work with 1M point record, with the modified firmware it takes about 5 and a half second, any one with hardware module can check this. Same for math functions, and i dont know if affect the decode of buses. Can someone confirm, i can share my update image.

Enviado desde mi XT1563 mediante Tapatak

Report to moderator Logged

### **luisprata**

Regular Contributor



Posts: 58

Country:



### **Re: MSO2000 Application module hack**

« Reply #73 on: February 09, 2016, 02:16:43 pm »

Say Thanks Reply Quote

DiodomanX,

Thank you for the tip for software unlock.

About autosec, I measured the time and it is about 3.8s with 1 channel enabled and probing 1kHz compensation signal. With or without hardware keys. But when I enable all 4 channel the time rises to 7s.

Luis AP Barbosa.

Report to moderator Logged

### **DiodomanX**

Contributor

Posts: 16



### **Re: MSO2000 Application module hack**

« Reply #74 on: February 09, 2016, 03:38:05 pm »

Say Thanks Reply Quote

Then it is normal that time is increased, some progress in testing to increase the bandwidth?

Enviado desde mi XT1563 mediante Tapatak

Report to moderator Logged

### **DiodomanX**

Contributor

Posts: 16



### **Re: MSO2000 Application module hack**

« Reply #75 on: February 10, 2016, 12:09:58 pm »

Say Thanks Reply Quote

I will do it this weekend, can you tell me wich ic i have to search.

Enviado desde mi XT1563 mediante Tapatak

Report to moderator Logged

### **luisprata**

Regular Contributor

### **Re: MSO2000 Application module hack**

« Reply #76 on: February 10, 2016, 01:10:45 pm »

Say Thanks Reply Quote



Posts: 58  
Country:

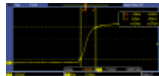
To check if you have a CPLD take a look at this video (10min10sec). It's an altera MAX II.



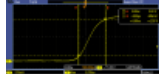
About bandwidth upgrade, my earlier tests were wrong.

After upgrading again, I could notice that filtervu shows me 200MHz max value instead of 100MHz before, and time\dv decrease to 2ns instead of 4ns before. So I really think there is a chance that have worked.

I really would like to test it with a signal generator to check 3db frequency.



TEK00008.PNG (5.55 kB, 480x234 - viewed 280 times.)



TEK00007.PNG (5.69 kB, 480x234 - viewed 281 times.)

« Last Edit: February 27, 2016, 02:57:41 pm by luisprata »

Report to moderator Logged

**drsurfer**

Contributor



Posts: 15  
Country:

**Re: MSO2000 Application module hack**  
« Reply #77 on: February 11, 2016, 07:04:01 am »

Say Thanks Reply Quote

Hello

**Quote from: luisprata on February 09, 2016, 04:49:39 pm**

I really would like to find someone who has a 2024 and could connect linux console and capture the messages.

I have a MSO 2024B and I could do it for you. 😊

Please tell me exactly where I have to attach the RS232 level converter.

I read "MPC870 U13(SMTX) and T12(SMRX) pins are routed to B23 and B25 pins on external connector", but I'm too lazy to actually find them. 😊

« Last Edit: February 25, 2016, 07:00:16 am by drsurfer »

Report to moderator Logged

**luisprata**

Regular Contributor



Posts: 58  
Country:

**Re: MSO2000 Application module hack**  
« Reply #78 on: February 11, 2016, 07:58:42 am »

Say Thanks Reply Quote

Look at expansion, you can put some small rigid wires into connector. They are 8th and 10th positions counting as shown in figure.

Update: \*\*\*\* Please check voltage on TX and RX pins before connect...



Be careful to avoid short circuits  
SLPS062\_PCIe\_4x\_Riser\_Card.jpg (26.72 kB, 364x248 - viewed 383 times.)



« Last Edit: February 12, 2016, 02:20:43 pm by luisprata »

Report to moderator Logged

**drsurfer**

Contributor



Posts: 15

Country:



**Re: MSO2000 Application module hack**  
« Reply #79 on: February 11, 2016, 07:29:45 pm »

Say Thanks Reply Quote

Luis, I did the connections according your picture.

I've verified that the markings on PCB match with your previous post, B25=RX (input) and B23=TX (output).

I've connected GND to the matching pin on the other side, A23.

No significant voltage at pins: on TX I would have expected to see 3.3V or similar.

Then I've connected the TX pin (B23) and ground to my to USB 3V3 converter;  
I'm afraid to connect my converter output pin until I'm sure I'm doing right... 🙄

No activity on terminal. 🙄

Should I send some char to trigger the boot log start?

At what baud rate should happen the communication ? (later) Ok, I've read on your posted log 115200 bps.

« Last Edit: February 11, 2016, 10:04:17 pm by drsurfer »

Report to moderator Logged

**luisprata**

Regular Contributor



Posts: 58

Country:



**Re: MSO2000 Application module hack**  
« Reply #80 on: February 12, 2016, 01:03:34 am »

Say Thanks Reply Quote

Quote

Should I send some char to trigger the boot log start?

No.

Terminal should be configured to "No hardware hand shaking".

You have to get 3v when measuring TX pin. If you don't, probably your connection is not good. You can use metal case as ground.

Thank you.



connection.jpg (474.97 kB, 1941x967 - viewed 420 times.)

Report to moderator Logged

**drsurfer**

Contributor



Posts: 15

Country:



**Re: MSO2000 Application module hack**  
« Reply #81 on: February 12, 2016, 04:14:45 am »

Say Thanks Reply Quote

My dear friend, I think it's time to give up. 🙄🙄🙄🙄

Trying to have a good contact, I think I've pushed too far the terminal: the connector spring contact went outside the black plastic shell.

It was so pushed down that it was shortened with the ground terminal in front of it. 🙄

This happens when your eyes are not so good as when you were young.

Now I have disassembled the board and using a microscope I was able to restore the spring in its slot.

Now when I measure voltage I read 220 mV from TX terminal, when the scope is turned on.

I suppose that I have broken the output stage of my chip, it didn't survive to the overcurrent. 🙄

**Two weeks later:** *it did survive, luckily.* 🙄 *I was doing something wrong. What? I don't know! Who really cares?*

« Last Edit: February 25, 2016, 07:03:34 am by drsurfer »

Report to moderator Logged

**timb**

Super Contributor



**MSO2000 Application module hack**  
« Reply #82 on: February 14, 2016, 10:12:38 pm »

Say Thanks Reply Quote

Quote from: DiodomanX on February 09, 2016, 08:37:26 am



Posts: 2528

Country:

Pretentiously Posting  
Polysyllabic Prose

I found this [https://github.com/dmitrodem/tek\\_softhack](https://github.com/dmitrodem/tek_softhack), and install the modified firmware in my DPO2012B and all modules was unlocked, but i have an issue, without the modified firmware autoselect take 2-3 seconds to work with 1M point record, with the modified firmware it takes about 5 and a half second, any one with hardware module can check this. Same for math functions, and i dont know if affect the decode of buses. Can someone confirm, i can share my update image.

Enviado desde mi XT1563 mediante Tapataalk

Anyone done this for 1.56 firmware? I'm having a rough time getting crosstools to build. So a ready made image would be nice.

Report to moderator Logged

Any sufficiently advanced technology is indistinguishable from magic; e.g., Cheez Whiz, Hot Dogs and RF.

 **DiodomanX**

Contributor

Posts: 16


 **Re: MSO2000 Application module hack**  
 « Reply #83 on: February 15, 2016, 12:58:40 am »

Say Thanks Reply Quote

I have a ready to flash image, i can share it with you.

Enviado desde mi XT1563 mediante Tapataalk

Report to moderator Logged

 **computer7geek9**

Contributor

Posts: 9

Country:


 **Re: MSO2000 Application module hack**  
 « Reply #84 on: February 23, 2016, 04:06:47 pm »

Say Thanks Reply Quote

Does anyone have any info on doing this for a MSO3000b series? I know it is encrypted because it talks about loading keys in the manual. I really want to unlock it to 500mhz but this is the closest info I have found.

Report to moderator Logged

 **miguelvp**

Super Contributor



Posts: 5549

Country:


 **Re: MSO2000 Application module hack**  
 « Reply #85 on: February 23, 2016, 04:13:39 pm »

Say Thanks Reply Quote

**Quote from: computer7geek9 on February 23, 2016, 04:06:47 pm**

Does anyone have any info on doing this for a MSO3000b series? I know it is encrypted because it talks about loading keys in the manual. I really want to unlock it to 500mhz but this is the closest info I have found.

Not my post but maybe?

<https://www.eevblog.com/forum/testgear/tektronix-dpomso-3000-and-4000-module/>

Note: it links back to this thread but adds some additional information.

Report to moderator Logged

 **computer7geek9**

Contributor

Posts: 9

Country:


 **Re: MSO2000 Application module hack**  
 « Reply #86 on: February 24, 2016, 01:48:42 pm »

Say Thanks Reply Quote

So I had a bit of a drunk moment and thought I had the mso3014b but its a mso2014b. I'm interested if anyone has had luck enabling the feature modules "DPO2AUDIO" or the other ones listed in the OS that are available only on the 3000 series and can confirm that they work?

Also what did you do to remove the login password? I've always known the password of embedded linux machines that i work on

Report to moderator Logged

 **luisprata**

Regular Contributor



Posts: 58

Country:


 **Re: MSO2000 Application module hack**  
 « Reply #87 on: February 24, 2016, 02:55:22 pm »

Say Thanks Reply Quote

computer7geek9,

In the bellow message, drsurfer says there are several strings in source code. But only few of them are properly recognized.

<https://www.eevblog.com/forum/testgear/mso2000-application-module-hack/msg547336/#msg547336>

About removing password, it's related with firmware update. You have to edit passwd file and update the firmware. I don't know if it will be helpfull with a generic embedded system.

« Last Edit: February 27, 2016, 03:01:38 pm by luisprata »

Report to moderator Logged

**computer7geek9**

Contributor

Posts: 9

Country:



**Re: MSO2000 Application module hack**

« Reply #88 on: February 24, 2016, 03:37:37 pm »

Say Thanks Reply Quote

Ok, I was under the impression that he hadn't done anything with them.

I'll take a look at the firmware file and see what I can do after I program the eeprom and get that working. Thanks!

Report to moderator Logged

**drsurfer**

Contributor



Posts: 15

Country:



**Re: MSO2000 Application module hack**

« Reply #89 on: February 25, 2016, 05:59:04 am »

Say Thanks Reply Quote

Hi, you're right, personally I didn't try other codes, but "lunasix" did and all other codes were not working or useless. 😞

You're free to try again, but I'm afraid it's only a waste of time. 😞

**Quote from: computer7geek9 on February 24, 2016, 03:37:37 pm**

Ok, I was under the impression that he hadn't done anything with them.

I'll take a look at the firmware file and see what I can do after I program the eeprom and get that working. Thanks!

Report to moderator Logged

**drsurfer**

Contributor



Posts: 15

Country:



**Re: MSO2000 Application module hack**

« Reply #90 on: February 25, 2016, 06:52:28 am »

Say Thanks Reply Quote

It's always a good sensation when you prove you were wrong. 😊

I don't want to know what went wrong the other time, something stupid, I think. 🙄 May be it's related to the old 1.52 firmware I had. I've just upgraded to the latest 1.56.

Anyway here it is the boot log for my MSO 2024B scope.

Code: [Select]

```
U-Boot 1.1.4 (Oct 29 2008 - 14:14:00) Tektronix, Inc. v1.01

CPU: MPC870ZPnn at 133.333 MHz: 8 kB I-Cache 8 kB D-Cache FEC present
Board: Tektronix Fusion MPC870 Main Board
Version: 4 (QUAL) 4 channel MSO
Tek0001A chipId: 0x1400c
Tek0001A SubBlocksId: 0x0
Tek0001B chipId: 0x1400c
Tek0001B SubBlocksId: 0x0
CPLD Version: 0x11
I2C: ready
DRAM: 64 MB
FLASH: 32 MB
In: serial
```

« Last Edit: February 25, 2016, 06:59:21 am by drsurfer »

Report to moderator Logged

**luisprata**

Regular Contributor



Posts: 58

Country:



**Re: MSO2000 Application module hack**

« Reply #91 on: February 25, 2016, 01:38:40 pm »

Say Thanks Reply Quote

Gooood!!!

Now you can prepare a root blank password firmware.... mount firmware.img, untar filesystem.tar.gz, edit /etc/passwd to remove root password... tar filesystem.tar.gz again... calc m5sum... update md5sum.txt with new filesystem.tar.gz md5 and unmount firmware.img. 😊

Then after boot serial messages press ctrl \ twice and you can get access to internal linux.

Report to moderator Logged

**luisprata**

Regular Contributor

**Re: MSO2000 Application module hack**

« Reply #92 on: February 25, 2016, 01:54:00 pm »

Say Thanks Reply Quote



Posts: 58  
Country:



The log is identical to MSO2014, except for SPC and Factory check sums and...

"cfgGetBoardModel: modelID 6 idStr MSO2024B"

After upgrading, I can change this Model message to MSO2024 too, so I really think the bandwidth upgrade was successful.

Thank you drsurfer, and I am so happy your scope serial is not damaged.

Report to moderator Logged

**drsurfer**

Contributor



Posts: 15  
Country:



**Re: MSO2000 Application module hack**  
« Reply #93 on: February 25, 2016, 07:36:39 pm »

Say Thanks Reply Quote

I think I will do this when I find a reliable way to attach the wires to the connector. Beside the personal satisfaction to have broken a lock, is there any practical purpose in accessing to linux shell?

Is there any chance to decrypt the original password? I'm not exactly a linux expert, as you may have understood...

*After a while:* Could anyone try "taurus" as root password? 😊 I'm not at my desk...

**Quote from: luisprata on February 25, 2016, 01:38:40 pm**

Gooood!!!

Now you can prepare a root blank password firmware.... mount firmware.img, untar filesystem.tar.gz, edit /etc/passwd to remove root password... tar filesystem.tar.gz again... calc m5sum... update md5sum.txt with new filesystem.tar.gz md5 and unmount firmware.img. 😊

Then after boot serial messages press ctrl \ twice and you can get access to internal linux.

« Last Edit: February 25, 2016, 09:53:52 pm by drsurfer »

Report to moderator Logged

**computer7geek9**

Contributor

Posts: 9  
Country:



**Re: MSO2000 Application module hack**  
« Reply #94 on: March 01, 2016, 05:59:10 pm »

Say Thanks Reply Quote

Well I managed to brick my mso2014b so thats fun. Any ideas on how to repair? I was attempting to install a firmware version with no password and it stayed on the splash screen for hours so I had no choice but to unplug it. Now it just has a white screen. Any ideas?

Report to moderator Logged

**timb**

Super Contributor



Posts: 2528  
Country:

Preteniously Posting  
Polysyllabic Prose



**Re: MSO2000 Application module hack**  
« Reply #95 on: March 01, 2016, 07:54:45 pm »

Say Thanks Reply Quote

**Quote from: computer7geek9 on March 01, 2016, 05:59:10 pm**

Well I managed to brick my mso2014b so thats fun. Any ideas on how to repair? I was attempting to install a firmware version with no password and it stayed on the splash screen for hours so I had no choice but to unplug it. Now it just has a white screen. Any ideas?

Ohh, that's bad. Is it still under warranty? Tektronix might need to replace it.

When Tek first sent me a MSO2024 (about 2 years ago), the first thing I did was to upgrade to the latest firmware. So I grabbed it from their site, popped it on an SD card and used a USB to SD dongle (I didn't have a sub-8GB USB drive handy) to load it. Same thing happened. Sat on the firmware screen for hours, so I finally unplugged it and...white screen.

I relayed the info to my contact at Tek, hoping they maybe had a sequence to get into an emergency boot loader or something. She put me in touch with a technician who put me in touch with one of the firmware engineers. No such luck. They ended up replacing it with a brand new MSO2024B.

Now, if you're not under warranty, maybe we can get some info out of the serial console as it boots. Perhaps force the boot loader to try the USB drive, if it's still intact.

Worse case scenario, it might require figuring out how factory firmware is programmed in. Maybe an onboard debug connector or something.

I know this isn't what you wanted to hear. :-/

[Report to moderator](#)  Logged

Any sufficiently advanced technology is indistinguishable from magic; e.g., Cheez Whiz, Hot Dogs and RF.

 **computer7geek9**

Contributor

Posts: 9

Country: 



 **Re: MSO2000 Application module hack**  
« **Reply #96 on:** March 01, 2016, 08:23:46 pm »

[Say Thanks](#) [Reply](#) [Quote](#)

I tried connecting to the serial console but was unable to get any data, plus I don't know the password (hence why I was updating it). I will try again to see if I have the wrong pins on the connector or something, but I'm afraid I might be out of luck. I don't know what could've gone wrong. I just edited the /etc/passwd file, re-tar, re-gz, changed the MD5, then made an img file. I used an online md5 calculator so I wonder if that's what caused it, but I would expect to see some kind of "upgrade failed" problem if it was just an md5 error. Could it be that the serial port isn't even initialized?


[Report to moderator](#)  Logged

 **drsurfer**


Contributor



Posts: 15

Country: 



 **Re: MSO2000 Application module hack**  
« **Reply #97 on:** March 01, 2016, 08:30:07 pm »

[Say Thanks](#) [Reply](#) [Quote](#)


I simply don't understand. 😞  
I just posted the password, and decoding it from /etc/passwd is a trivial task for any casual "hacker" like myself.  
I haven't actually tried it, but there is no reason it does not work.  
The point is you hadn't a working console. Where do you hope to go, even with removed password?

Anyway did you try to load the original unmodified firmware on a fresh USB key and retry flashing from scratch?


[Report to moderator](#)  Logged

 **timb**

Super Contributor



Posts: 2528

Country: 

Pretentiously Posting Polysyllabic Prose



 **MSO2000 Application module hack**  
« **Reply #98 on:** March 01, 2016, 08:33:05 pm »

[Say Thanks](#) [Reply](#) [Quote](#)

One would think that it wouldn't overwrite the boot loader first, but I don't know exactly how the upgraded works. It obviously copies the installer into ram. Judging by the white screen and lack of serial data, I suspect it may wipe flash before copying the new bootloader and OS over.

If this is the case, the machine obviously wiped the flash and then encountered a silent error while copying the new data over.


If that's the case, then the only way to get the thing going may be through some sort of JTAG process.

[Report to moderator](#)  Logged


Any sufficiently advanced technology is indistinguishable from magic; e.g., Cheez Whiz, Hot Dogs and RF.

 **timb**

Super Contributor




Posts: 2528

Country: 

Pretentiously Posting Polysyllabic Prose



 **Re: MSO2000 Application module hack**  
« **Reply #99 on:** March 01, 2016, 08:35:07 pm »

[Say Thanks](#) [Reply](#) [Quote](#)

**Quote from: drsurfer on March 01, 2016, 08:30:07 pm**

Anyway did you try to load the original unmodified firmware on a fresh USB key and retry flashing from scratch?

He can't reload off the USB key. The scope won't even boot.

When this happens you get nothing. Just a white display (meaning it's not getting past the bootloader).

[Report to moderator](#)  Logged

Any sufficiently advanced technology is indistinguishable from magic; e.g., Cheez Whiz, Hot Dogs and RF.

 **drsurfer**

Contributor



Posts: 15

 **Re: MSO2000 Application module hack**  
« **Reply #100 on:** March 01, 2016, 08:48:08 pm »

[Say Thanks](#) [Reply](#) [Quote](#)

Ah, ok. I misinterpreted his message.

[Report to moderator](#)  Logged

Country:   
  


 **computer7geek9**

Contributor

Posts: 9

Country: 

 **Re: MSO2000 Application module hack**  
« Reply #101 on: March 01, 2016, 08:51:31 pm »

[Say Thanks](#) [Reply](#) [Quote](#)

I haven't messed around with decoding passwords so i figured it would be easier to just remove it completely. I saw your post about the password earlier but it didn't click when I worked on it tonight.


I have tried re-flashing the original firmware but it won't even go to the splash screen.

Messing with embedded linux on a device with onboard memory is new to me as most of my experience is using development boards that boot from either usb or sd card so I have never had something that's not easily revertible to an older, working version. I'm just pissed at myself because I had all the modules working with the soft hack and I wanted to mess around with upgrading it to a 2024b for the hell of it. I have no use for the extra 100mhz, I just wanted to max the device out for the hell of it.


[Report to moderator](#)  Logged

 **timb**

Super Contributor



Posts: 2528

Country: 

Pretentiously Posting  
Polysyllabic Prose

 **Re: MSO2000 Application module hack**  
« Reply #102 on: March 01, 2016, 08:56:52 pm »

[Say Thanks](#) [Reply](#) [Quote](#)

**Quote from: computer7geek9 on March 01, 2016, 08:51:31 pm**

I haven't messed around with decoding passwords so i figured it would be easier to just remove it completely. I saw your post about the password earlier but it didn't click when I worked on it tonight.

I have tried re-flashing the original firmware but it won't even go to the splash screen.

Messing with embedded linux on a device with onboard memory is new to me as most of my experience is using development boards that boot from either usb or sd card so I have never had something that's not easily revertible to an older, working version. I'm just pissed at myself because I had all the modules working with the soft hack and I wanted to mess around with upgrading it to a 2024b for the hell of it. I have no use for the extra 100mhz, I just wanted to max the device out for the hell of it.

Don't beat yourself up. I've bricked plenty of routers in my day. It's easy to do when upgrading embedded firmware.

I'm going to try and help you get your scope back in action. As soon as I get back to my lab in a couple of days, I can dismantle my 2024B and start looking for programming pads, what type of flash it uses, etc.

I'm taking this as a personal challenge, mainly because my original unit bricked in the same way, with a factory firmware upgrade. So I'm curious how that can be fixed. Because there \*has\* to be an easy way to fix it. (If it's happened to two people, you can bet it's happened to many more.)

[Report to moderator](#)  Logged

Any sufficiently advanced technology is indistinguishable from magic; e.g., Cheez Whiz, Hot Dogs and RF.


 **computer7geek9**

Contributor

Posts: 9

Country: 

 **Re: MSO2000 Application module hack**  
« Reply #103 on: March 01, 2016, 09:04:22 pm »

[Say Thanks](#) [Reply](#) [Quote](#)

**Quote from: timb on March 01, 2016, 08:33:05 pm**

One would think that it wouldn't overwrite the boot loader first, but I don't know exactly how the upgraded works. It obviously copies the installer into to ram. Judging by the white screen and lack of serial data, I suspect it may wipe flash before copying the new bootloader and OS over.

If this is the case, the machine obviously wiped the flash and then encountered a silent error while copying the new data over.

If that's the case, then the only way to get the thing going may be through some sort of JTAG process.

In fwUpdate.sh it talks about uBootExtract Tool (line 326) checking the bootloader on the device and on the update. It says "If we can't extract the version from the scope, then update." But since it is clearly not getting to this step, do you know how to JTAG the bootloader partition (in bootloader.img I assume) to the partition /dev/mtd0 (line 53). I have never loaded anything through JTAG.

[Report to moderator](#)  Logged

 **computer7geek9**

Contributor

 **Re: MSO2000 Application module hack**  
« Reply #104 on: March 01, 2016, 09:09:58 pm »

[Say Thanks](#) [Reply](#) [Quote](#)

Posts: 9  
Country:   
  

**Quote from: timb on March 01, 2016, 08:56:52 pm**




Don't beat yourself up. I've bricked plenty of routers in my day. It's easy to do when upgrading embedded firmware.

I'm going to try and help you get your scope back in action. As soon as I get back to my lab in a couple of days, I can dismantle my 2024B and start looking for programming pads, what type of flash it uses, etc.


I'm taking this as a personal challenge, mainly because my original unit bricked in the same way, with a factory firmware upgrade. So I'm curious how that can be fixed. Because there \*has\* to be an easy way to fix it. (If it's happened to two people, you can bet it's happened to many more.)




That would be great. It would be really helpful to learn more about it since once I get in the workforce (currently a senior EE student), I will need to know more about embedded memory and how to fix this stuff, instead of just plugging in a new SD card.


[Report to moderator](#)  [Logged](#)

**timb**  
Super Contributor  
  



Posts: 2528  
Country: 

Pretentiously Posting  
Polysyllabic Prose  
  

 **Re: MSO2000 Application module hack**  
« **Reply #105 on:** March 01, 2016, 09:14:27 pm »

[Say Thanks](#) [Reply](#) [Quote](#)

**Quote from: computer7geek9 on March 01, 2016, 09:04:22 pm**

**Quote from: timb on March 01, 2016, 08:33:05 pm**

One would think that it wouldn't overwrite the boot loader first, but I don't know exactly how the upgraded works. It obviously copies the installer into to ram. Judging by the white screen and lack of serial data, I suspect it may wipe flash before copying the new bootloader and OS over.

If this is the case, the machine obviously wiped the flash and then encountered a silent error while copying the new data over.

If that's the case, then the only way to get the thing going may be through some sort of JTAG process.

In fwUpdate.sh it talks about uBootExtract Tool (line 326) checking the bootloader on the device and on the update. It says "If we can't extract the version from the scope, then update." But since it is clearly not getting to this step, do you know how to JTAG the bootloader partition (in bootloader.img I assume) to the partition /dev/mtd0 (line 53). I have never loaded anything through JTAG.

That's what I'm going to find out. I have extensive experience with uBoot. I'm hoping that the uBoot partition (mtd0) is still intact, in which case it may be a simple matter of finding an additional pair of pads on the main PCB (a debug console) that uBoot either outputs data to or takes data from.

In which case, we can either command uBoot to look at the USB port or replace it with a working copy.

I'm going to extract the firmware now and deconstruct the bootloader and figure out the partition arrangement.


More info soon.

[Report to moderator](#)  [Logged](#)

Any sufficiently advanced technology is indistinguishable from magic; e.g., Cheez Whiz, Hot Dogs and RF.

**computer7geek9**  
Contributor

Posts: 9  
Country:   
  

 **Re: MSO2000 Application module hack**  
« **Reply #106 on:** March 01, 2016, 09:23:56 pm »


[Say Thanks](#) [Reply](#) [Quote](#)

Perfect. When I disassembled mine I noticed quite a few headers (with pins luckily) but didn't pay any attention to them as I just wanted to hookup uart. I will do some research on uBoot so I can hopefully understand anything you figure out haha

[Report to moderator](#)  [Logged](#)

**DiodomanX**  
Contributor

Posts: 16  
  

 **Re: MSO2000 Application module hack**  
« **Reply #107 on:** March 01, 2016, 11:48:57 pm »

[Say Thanks](#) [Reply](#) [Quote](#)

If anyone want the patched firmware sendme a PM please .

Enviado desde mi XT1563 mediante Tapataalk

[Report to moderator](#)  [Logged](#)

**luisprata**

**Re: MSO2000 Application module hack**

[Say Thanks](#) [Reply](#) [Quote](#)

Regular Contributor



Posts: 58

Country:

 « **Reply #108 on:** March 02, 2016, 01:28:14 am »

timb,

I look forward to more info about uboot.

Luis.

Report to moderator Logged

 **luisprata**

Regular Contributor



Posts: 58

Country:

 **Re: MSO2000 Application module hack**  
« **Reply #109 on:** March 02, 2016, 02:04:15 am »

Say Thanks Reply Quote

Looking at console messages side by side with scope screen:

<https://www.youtube.com/watch?v=0DUYwDC8nN0&feature=youtu.be>

- 1) Blank screen
- 2) Uboot messages
- 3) Splash screen
- 4) Uboot loads kernel
- ...

So, no splash screen may indicate a bootloader partition (uboot) failure...

Is there an easy way to reprogram firmware ?

Or only using <http://www.nxp.com/products/interface-and-connectivity/wireless-connectivity/sub-1-ghz-wireless-solutions/universal-multilink-fx-high-speed-development-interface:U-MULTILINK-FX> ?

Luis.

Report to moderator Logged

 **luisprata**

Regular Contributor



Posts: 58

Country:

 **Re: MSO2000 Application module hack**  
« **Reply #110 on:** May 26, 2016, 01:46:32 pm »

Say Thanks Reply Quote

Recently I bought a DPO2CONN ... But I couldn't get video on my monitor. It shows "15.734KHz / 30 Hz out of range" ...

I suspect that some unused VGA pins are used to Console because there are a MAX3221 routed to this connector.

CPLD is a MAX II EPM570T100

I dont know how the board is detected by the system. Maybe a simple board present, or maybe some CPLD info. I`ll investigate it.

Some internal pictures...



dpo2conn\_front.jpg (995.82 kB, 1364x1748 - viewed 298 times.)



dpo2conn\_back.jpg (624.97 kB, 1784x1312 - viewed 211 times.)

Report to moderator Logged

 **Le\_Bassiste**

Regular Contributor





Posts: 130

**Re: MSO2000 Application module hack**  
« **Reply #111 on:** May 27, 2016, 02:44:51 am »


Say Thanks Reply Quote


and here is my DPO2CONN purchased many years ago. right from the beginning, it constantly refused to connect to my home server, so i did some testing around the ethernet phy, only to find out that the !RESET from the FPGA to the phy wasn't properly asserted. a Q&amp;D fix did the job...




Country:   




 DPO2CONN\_1.jpg (252.84 kB, 2701x2183 - viewed 269 times.)



 DPO2CONN\_2.jpg (132.84 kB, 891x826 - viewed 229 times.)

Report to moderator  Logged

The following users thanked this post: [luisprata](#)

**luisprata**  
Regular Contributor  
  
Posts: 58  
Country:   


 **Re: MSO2000 Application module hack**  
« Reply #112 on: May 27, 2016, 05:27:34 am »

Say Thanks Reply Quote


Le\_Bassiste,

Does your video output work? Could you check H-sync and V-sync frequencies? It will help me a lot.

Thank you.

Report to moderator  Logged

**luisprata**  
Regular Contributor  
  
Posts: 58  
Country:   


 **Re: MSO2000 Application module hack**  
« Reply #113 on: May 27, 2016, 05:29:06 am »

Say Thanks Reply Quote


Do you have any other useful information about this module?

Report to moderator  Logged


**Le\_Bassiste**  
Regular Contributor  
  
  
Posts: 130  
Country:   


 **Re: MSO2000 Application module hack**  
« Reply #114 on: May 28, 2016, 07:56:24 pm »

Say Thanks Reply Quote


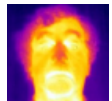


sorry, nope. module came in sealed original box w/o any description. VGA output works, but can't do any scaling, so it's basically useless anyway. 




 test.jpg (265.5 kB, 2183x1847 - viewed 346 times.)

Report to moderator  Logged

The following users thanked this post: [luisprata](#)

**PAOPBZ**  
Super Contributor  
  
  
Posts: 3921  
Country:   


 **Re: MSO2000 Application module hack**  
« Reply #115 on: May 28, 2016, 08:40:20 pm »

Say Thanks Reply Quote

Quote from: [Le\\_Bassiste](#) on May 28, 2016, 07:56:24 pm


VGA output works, but can't do any scaling, so it's basically useless anyway. 

Meh, that should be a job for the monitor.

Report to moderator  Logged

Keyboard error: Press F1 to continue.

**luisprata**  
Regular Contributor

 **Re: MSO2000 Application module hack**  
« Reply #116 on: May 29, 2016, 03:39:38 am »

Say Thanks Reply Quote



Posts: 58

Country:



My frequencies are the half of yours. 15.734kHz / 30Hz. Could you measure Y400 frequency oscillator? Thank you again.

Update: My Y400 frequency is 25.175MHz.

Update: I think maybe your monitor shows the frequency of the VGA mode used, not actual signals. Could you confirm that?

« Last Edit: May 30, 2016, 12:14:14 am by luisprata »

Report to moderator Logged

Pages: 1 2 3 4 5 [All] **Go Up**

REPLY

NOTIFY

MARK UNREAD

SEND THIS TOPIC

PRINT

SEARCH

« previous next »

Share me



EEVblog Electronics Community Forum » Products » Test Equipment » MSO2000 Application module hack

LINK TO CALENDAR

Jump to: => Test Equipment ▼ go

Quick Reply

**BUDGET MULTIMETERS !!**  
ANENG, UNI-T and more...

EEVblog Main Site

EEVblog on Youtube

EEVblog on Twitter

EEVblog on Facebook