




Product:	Molex's FCT Electronics Backshells for D-Sub Connectors	 
Description:	Provide an extended inner chamber suitable for D-Sub connectors with special contacts.	 Download Datasheet

EEVblog Electronics Community Forum

A Free & Open Forum For Electronics Enthusiasts & Professionals


Hello volvo_nut_v70

Show unread posts since last visit.
Show new replies to your posts.
June 21, 2019, 01:35:18 am

 This topic


- Home
- Help
- Search
- Profile
- About us
- My Messages [1]
- Calendar
- Links
- HashTags
- Members
- Logout

EEVblog Electronics Community Forum » Electronics » Projects, Designs, and Technical Stuff » Tektronix TDS3000 Oscilloscope Modules TDS3UAM


PCB Prototype for \$2
 (Any Color)



MSOX3104T \$6,633.09 ~~\$7,370.10~~
Save an extra 10%!



« previous next »

Pages: 1 2 [All] **Go Down**

REPLY NOTIFY MARK UNREAD SEND THIS TOPIC PRINT SEARCH

Author

Topic: Tektronix TDS3000 Oscilloscope Modules TDS3UAM (Read 16691 times)

volvo_nut_v70 and 0 Guests are viewing this topic.

circlethecat

Newbie
Posts: 4

Tektronix TDS3000 Oscilloscope Modules TDS3UAM

Say Thanks Reply Quote

« on: October 12, 2012, 05:47:39 am »

Hello,

The TDS3000 scopes are getting a bit long in the tooth but I still like them. Extra features can be enabled with plug-in modules, most aren't that useful really but the TDS3AAM adds a few nice math utilities. Anyway, there is information scattered around the internet about a TDS3UAM module which enables all the features - I've just collected it together in the attached document, might be useful to someone.

Does anybody know how to clear the error log on TDS3000 scopes? I replaced an intermittent floppy drive (yes, very old-school) but annoyingly there is still an error message shown in the log (under Utility menu). I think there is a remote (GPIB / ethernet) command but it's not documented anywhere as far as I can see?

TDS3UAM.pdf (362.38 kB - downloaded 1841 times.)

Report to moderator Logged

qno

Frequent Contributor

Posts: 422
Country:

Re: Tektronix TDS3000 Oscilloscope Modules TDS3UAM

Say Thanks Reply Quote

« Reply #1 on: October 13, 2012, 02:49:08 am »

Try TekScopes@yahoo.com

Lots of repair info.

Report to moderator Logged

Why spend money I don't have on things I don't need to impress people I don't like?

free_electron

Super Contributor



Posts: 7101

Country:



Re: Tektronix TDS3000 Oscilloscope Modules TDS3UAM

Say Thanks

Reply

Quote

« Reply #2 on: October 13, 2012, 08:34:09 am »

hold the cal button in the back while powering up the scope. tis unlocks an extra utility menu where you can clear the errors.
the set it again: same procedure.

The trickery with the eeprom is not required. simply flash the latest scope firmware. Tek released a final build with all options enabled when they discontinued this line.

Report to moderator

Professional Electron Wrangler.

Any comments, or points of view expressed, are my own and not endorsed, induced or compensated by my employer(s).

alm

Guest

Re: Tektronix TDS3000 Oscilloscope Modules TDS3UAM

Reply

Quote

« Reply #3 on: October 13, 2012, 11:14:21 pm »

I believe this update added FFT, advanced triggering and some of the video features, not other options like advanced analysis (more measurements, statistics, advanced waveform math) or mask testing. I think it was just to make it competitive with competitors, not to stop charging \$500 for an I2C EEPROM.

Report to moderator

circlethecat

Newbie

Posts: 4



Re: Tektronix TDS3000 Oscilloscope Modules TDS3UAM

Say Thanks

Reply

Quote

« Reply #4 on: October 16, 2012, 07:05:59 am »

@qno
Thanks, I'll try there.

@free_electron
Holding the cal button (on back of scope) during boot does enable the calibration option but I can't see any option to clear the error log. Was worth a try though, thanks.

@alm
Yes, you're spot on there. The latest firmware for TDS3000 & TDS3000B scopes is V3.41 which enables the TDS3TRG, TDS3FFT and partial TDS3VID functionality. The EEPROM trickery is required to unlock TDS3AAM, TDS3TMT, TDS3LIM and full TDS3VID. This trickery should also work for the TDS3000C which is still on sale - would be good if someone could confirm that.

Report to moderator

WigglerAway

Newbie

Posts: 4



Re: Tektronix TDS3000 Oscilloscope Modules TDS3UAM

Say Thanks

Reply

Quote

« Reply #5 on: September 07, 2013, 09:53:21 am »

I'm digging up this post to add some new information to it.

I had a look in the oscilloscope firmware and found a couple of undocumented modules TDS3ENG and TDS3BTA. TDS3BTA appears to enable beta functions but even more interesting TDS3ENG enables all features.

Since I had two original modules which were made redundant by the firmware upgrades (TDS3FFT and TDS3TRG). Instead of creating a TDS3UAM I reprogrammed a single one as a TDS3ENG. This enabled all the features without any hardware mods 🤖

Report to moderator

alm

Guest

Re: Tektronix TDS3000 Oscilloscope Modules TDS3UAM

Reply

Quote

« Reply #6 on: September 07, 2013, 10:18:57 am »

Nice find. I'm guessing TDS3ENG stood for engineering and allowed the engineers to test all features without fiddling with half a dozen application modules that don't all fit in the scope at the same time.

Report to moderator

WigglerAway

Newbie
Posts: 4


 **Re: Tektronix TDS3000 Oscilloscope Modules TDS3UAM**

[Say Thanks](#) [Reply](#) [Quote](#)

« **Reply #7 on:** September 09, 2013, 09:48:03 am »

Yes the actual description in the firmware is 'Engineering All Application Module'. I had a question over private message about the firmware format and though I ought to reply here as well in case it is useful to anyone else. The TDS3000 firmware updates had a 96 byte header and was then compressed in unix compress format (LZW).

[Report to moderator](#)  [Logged](#)

Netsniper

Newbie
Posts: 3


 **Re: Tektronix TDS3000 Oscilloscope Modules TDS3UAM**

[Say Thanks](#) [Reply](#) [Quote](#)

« **Reply #8 on:** September 09, 2013, 06:53:26 pm »

Thanks WigglerAway for your job!

Where do you find the firmware of the TDS3000, do you have make an extract directly from the TDS3000 or do you use the firmware files (V3.41) available from Tektronix site?
If you use files from Tektronix, how you merge files from floppy files?

I have try to edit the firmware file of mine DPO2000 but inside I don't find anything as "DPO2COMP" or other word about option...

I have make some key for DPO2000 options, but we can only activate 2 options at same time and 3 option are available...

I have two card with 24LC16 available and I have program the first with DPO2COMP and DPO2AUTO and the second with DPO2EMB. If I plug one OR the other, it' work with option inside, but If I plug two card at same time, the DPO2000 don't want to activate all at same time and it deactivate option card.

In the futur...I will send my post at the forum

[Report to moderator](#)  [Logged](#)

WigglerAway

Newbie
Posts: 4


 **Re: Tektronix TDS3000 Oscilloscope Modules TDS3UAM**

[Say Thanks](#) [Reply](#) [Quote](#)

« **Reply #9 on:** September 09, 2013, 11:32:22 pm »

Quote from: Netsniper on September 09, 2013, 06:53:26 pm

Where do you find the firmware of the TDS3000, do you have make an extract directly from the TDS3000 or do you use the firmware files (V3.41) available from Tektronix site?
If you use files from Tektronix, how you merge files from floppy files?

I just looked at v3.41 available online. I didn't get very far understanding the firmware update format, I stopped after I found evidence of the TDS3ENG module so never tried to understand the relationship between disks.

Quote from: Netsniper on September 09, 2013, 06:53:26 pm

I have two card with 24LC16 available and I have program the first with DPO2COMP and DPO2AUTO and the second with DPO2EMB. If I plug one OR the other, it' work with option inside, but If I plug two card at same time, the DPO2000 don't want to activate all at same time and it deactivate option card.

The 24LC16 doesn't have the hardware address lines connected internally so can't support more than one part on the bus. If they are both connected, they will both try to respond to the master at the same time (and fail).

[Report to moderator](#)  [Logged](#)

voltsandjolts

Supporter

Posts: 665
Country: 


 **Re: Tektronix TDS3000 Oscilloscope Modules TDS3UAM**

[Say Thanks](#) [Reply](#) [Quote](#)

« **Reply #10 on:** November 01, 2013, 09:23:29 am »

Looks like the TDS3000 and TDS3000B scopes might be the same hardware for all bandwidths.
Strings on firmware disk 3:

Could Not Program Instrument Model as Commanded: HW is TDS 30X4B.
Could Not Program Instrument Model as Commanded: HW is TDS 30X2B.
Could Not Program Instrument Model as Commanded: HW is TDS 30X4 (No Suffix).
Could Not Program Instrument Model as Commanded: HW is TDS 30X2 (No Suffix).

Where X is the bandwidth designation.

Would be nice to make a TDS3014 into a TDS3054, hmm, I wonder what those commands are...


Report to moderator  Logged

 **drsurfer**

Contributor



Posts: 15

Country: 



 **Re: Tektronix TDS3000 Oscilloscope Modules TDS3UAM**

Say Thanks

Reply

Quote

« **Reply #11 on:** December 08, 2013, 07:28:17 pm »

Hi all, this is my first post here. 🙄

I found this thread by chance and I have some questions.

I'm trying to build a module to enable DPO2COMP and DPO2EMBD features of my MSO2024 scope, according the info I found online, mainly on <http://forum.tsebi.com/viewtopic.php?f=4&t=113>

My first attempt has failed 🙄, I suspect my SIM card connector is not working properly because its position is wrong. I have no access to a dummy module: I've never seen one up close, so my first request is if anyone has a mechanical drawing or, at least, accurate measurements of it. I have access to a 3D printer, and I could replicate the plastic shell o the module. I could take some measurements from images found here and there, but there are many views missing, and the result would be much more less accurate.

The second question is related to the EEprom contents.

I've noticed that in the hex file from the PDF in the first message of this thread, beside the strings with the module name, there is a (fake ?) version number.

I wonder if this is required for my scope and/or modules, too.

Thanks.

Report to moderator  Logged

 **digger**

Newbie

Posts: 2



 **Re: Tektronix TDS3000 Oscilloscope Modules TDS3UAM**

Say Thanks

Reply

Quote

« **Reply #12 on:** October 09, 2014, 07:14:32 pm »

resurrecting an old thread, sorry guys..

Quote from: WigglerAway on September 07, 2013, 09:53:21 am

I had a look in the oscilloscope firmware and found a couple of undocumented modules TDS3ENG and TDS3BTA. TDS3BTA appears to enable beta functions but even more interesting TDS3ENG enables all features.

Quote from: WigglerAway on September 09, 2013, 09:48:03 am

Yes the actual description in the firmware is 'Engineering All Application Module'. I had a question over private message about the firmware format and though I ought to reply here as well in case it is useful to anyone else. The TDS3000 firmware updates had a 96 byte header and was then compressed in unix compress format (LZW).

hell yeah, WigglerAway. thanks! i heard of the existence of some master key, and i was getting frustrated trying to unpack the tds3000 fw. then i came across this thread... 🙄

out of curiosity, has anyone found master/engineer keys for other tek scope series? e.g. DPO2xxxx (maybe DPO2ENGR? idk)

Quote from: drsurfer on December 08, 2013, 07:28:17 pm

Hi all, this is my first post here. 🙄

I found this thread by chance and I have some questions.

I'm trying to build a module to enable DPO2COMP and DPO2EMBD features of my MSO2024 scope, according the info I found online, mainly on <http://forum.tsebi.com/viewtopic.php?f=4&t=113>

My first attempt has failed 🙄, I suspect my SIM card connector is not working properly because its position is wrong. I have no access to a dummy module: I've never seen one up close, so my first request is if anyone has a mechanical drawing or, at least, accurate measurements of it. I have access to a 3D printer, and I could replicate the plastic shell o the module. I could take some measurements from images found here and there, but there are many views missing, and the result would be much more less accurate.

in the extremely unlikely event that you still care, i can measure the blank/dummy module for you. let me know

Quote from: drsurfer on December 08, 2013, 07:28:17 pm

The second question is related to the EEPROM contents. I've noticed that in the hex file from the PDF in the first message of this thread, beside the strings with the module name, there is a (fake ?) version number. I wonder if this is required for my scope and/or modules, too.

Thanks.

yeah, i was wondering about this, too...

can someone please paste a dump of a legit TDS3xxx module just so we can see what it looks like?

thanks!

Report to moderator Logged

Lunasix

Regular Contributor



Posts: 127

Country:



Re: Tektronix TDS3000 Oscilloscope Modules TDS3UAM

« Reply #13 on: October 09, 2014, 07:40:53 pm »

Say Thanks Reply Quote

<https://www.eevblog.com/forum/testgear/mso2000-application-module-hack/45/>

Report to moderator Logged

digger

Newbie

Posts: 2



Re: Tektronix TDS3000 Oscilloscope Modules TDS3UAM

« Reply #14 on: October 09, 2014, 08:08:49 pm »

Say Thanks Reply Quote

cool, unpacked tds3000c fw update,

TDS3BTA Beta Test Application Module

TDS3ENG Engineering All Application Module

TDS3XXX Advanced Unknown Application Module

i wonder if that last one actually does anything if you load it up

Report to moderator Logged

Lunasix

Regular Contributor



Posts: 127

Country:



Re: Tektronix TDS3000 Oscilloscope Modules TDS3UAM

« Reply #15 on: October 09, 2014, 08:10:43 pm »

Say Thanks Reply Quote

It will ask you to update the firmware of the scope, as it doesn't know what to do with.

« Last Edit: October 09, 2014, 08:41:15 pm by Lunasix »

Report to moderator Logged

hafse

Regular Contributor



Posts: 58



Re: Tektronix TDS3000 Oscilloscope Modules TDS3UAM

« Reply #16 on: December 14, 2014, 01:38:34 am »

Say Thanks Reply Quote

Hi,

Wher can I find the HEX string for the TDS3ENG ?

thanks in advance!

George

Report to moderator Logged

voltсандjolts

Supporter



Posts: 665

Country:



Re: Tektronix TDS3000 Oscilloscope Modules TDS3UAM

« Reply #17 on: December 14, 2014, 04:21:09 am »

Say Thanks Reply Quote

I haven't tried this myself (see attached .hex) but I think this should work.

Its just a modification of the HEX file in the first post here.

tds3eng.hex (0.72 kB - downloaded 691 times.)

Report to moderator Logged

hafse

Regular Contributor



Re: Tektronix TDS3000 Oscilloscope Modules TDS3UAM

« Reply #18 on: December 14, 2014, 07:07:14 pm »

Say Thanks Reply Quote

Posts: 58

Thanks for the information

« Last Edit: December 14, 2014, 07:09:47 pm by hafse »

[Report to moderator](#)

cncjerry
Supporter

Posts: 884

Re: Tektronix TDS3000 Oscilloscope Modules TDS3UAM

[Say Thanks](#) [Reply](#) [Quote](#)

« **Reply #19 on:** January 06, 2015, 04:35:21 pm »

wow, what a deal. I followed the PDF and bought a pack of 24C16 chips for like \$5USD shipped. Not wanting to wait for the programmer I also ordered to get here, i coded an Arduino UNO to program the 24C16. I soldered jumpers on the sim carrier and have my 24c16 on a breadboard.

The scope enables TDS3AAM, the one I wanted, but says there is a version error on the others. All versions are coded as v1.00 in the hex file. Any ideas what needs to be changed or valid versions? My scope is running 3.41, I believe.

Thanks, AAM is pretty cool. I wouldn't mind having the masking modules enabled. I will try programming the TDS3ENG to see if that works as well.

Jerry

[Report to moderator](#)

cncjerry
Supporter

Posts: 884

Re: Tektronix TDS3000 Oscilloscope Modules TDS3UAM

[Say Thanks](#) [Reply](#) [Quote](#)

« **Reply #20 on:** January 06, 2015, 04:56:13 pm »

Coding TDS3ENG hit the jackpot. People hack the RIGOLs and gain about \$500 in features; hack the TDS3000 series and it is about 10x that or more.

Application modules detected:

- * TDS3TRG Advanced Trigger
- * TDS3VID Extended Video
- * TDS3FFT FFT
- * TDS3AAM Advanced Analysis
- * TDS3LIM Limit Test
- * TDS3TMT Telecom Mask Test
- * TDS3BTA Beta Enabled
- * TDS3SDI 601 Digital Video

The first three were enabled with version 3.41 software. I'll probably regret having Beta enabled as I have no idea what it does, if anything.

The 601 digital video is extracted below:

The TDS3SDI module enables broadcast engineers and technicians to view ITU-R BT.601 digital video waveforms, allowing them to quickly verify source, timing and amplitude throughout any production facility. The module operates in TDS3000 Series DPOs, providing digital video engineers with a quick, single-instrument, portable solution for qualitative troubleshooting of digital video signals. The module's capabilities, combined with the portability and flexibility of the battery-capable TDS3000 DPOs, make it ideally suited for crowded video production environments, especially those hard-to-reach components behind the rack, and for testing remote video network components. The unit combines the qualitative analysis functionality of several larger units in a single, compact, portable instrument.

Rather than use a waveform monitor, video analyzer and digital-to-analog converter, a broadcast engineer can reach for a TDS3054 with the TDS3SDI module to troubleshoot video outputs or trace a signal. Thus, providers of video can quickly diagnose and solve the problems that keep them from delivering high-quality video products.

[Report to moderator](#)

aquaman8
Newbie
Posts: 2
Country:

Re: Tektronix TDS3000 Oscilloscope Modules TDS3UAM

[Say Thanks](#) [Reply](#) [Quote](#)

« **Reply #21 on:** July 16, 2016, 05:47:53 am »

Hi cncjerry,

I know it has been a while, but can you confirm which hex file you used. Did you use the hex file that voltsandjolts posted in this thread on December 14, 2014 (i.e. tds3eng.hex)? If not, could you please post the hex file you used to program your eeprom.

Thanks for your help and your time!

Mitch


« Last Edit: July 17, 2016, 01:58:24 am by aquaman8 »

Report to moderator  Logged**voltsandjolts**

Supporter



Posts: 665

Country:  **Re: Tektronix TDS3000 Oscilloscope Modules TDS3UAM**

Say Thanks Reply Quote

« Reply #22 on: July 17, 2017, 06:28:36 pm »

Looks like there are remote commands that can be used to upgrade your TDS3000 bandwidth. Check this thread:

<https://www.eevblog.com/forum/testgear/tds-1000-2000-3000-bw-hack/>

Report to moderator  Logged **darkstar49**

Regular Contributor



Posts: 134

 **Re: Tektronix TDS3000 Oscilloscope Modules TDS3UAM**

Say Thanks Reply Quote


« Reply #23 on: August 18, 2017, 07:26:00 am »

enclosed some info on the TDS3UAM, as the site has meanwhile disappeared...

But, as already stated earlier in this post, the TDS3UAM module (apart from the technical challenge) is a nonsense !!

Get your hands on a TDS3FFT/TRG (no longer needed as activated by default in the latest TDS3x fw), and overwrite the content as needed (TDS3ENG is the only option needed for TDS3x scopes).

These modules work in ALL non-MDO scopes where they physically fit... the nice thing with DPO3/4K being that the 'licence' can be 'transferred' from the module to the scope, so if you manage to reprogram it, you can enable all the options with a single module (one option at a time...)

 tds3uam.pdf (362.38 kB - downloaded 259 times.)

Report to moderator  Logged **BenKenobi**

Regular Contributor



Posts: 85

Country:  **Re: Tektronix TDS3000 Oscilloscope Modules TDS3UAM**

Say Thanks Reply Quote

« Reply #24 on: October 06, 2017, 01:55:00 am »

I'm planning 'this' the last posts seem to indicate that the existing modules can be 're coded' i.e. a TD3FFT can be reprogrammed so I take it that it's an EEPROM ?

If the module itself can be reprogrammed what's the best method to connect the pins of the module to say an Arduino - the Arduino bit I can handle, the reprogramming too but the other stuff needs some input from those that are more experienced. I don't want to dismantle the app module if I don't need to.

Report to moderator  Logged **prof6**

Newbie

Posts: 1

Country:  **Re: Tektronix TDS3000 Oscilloscope Modules TDS3UAM**

Say Thanks Reply Quote

« Reply #25 on: October 27, 2017, 05:49:46 am »

Hello everyone,

Few days ago I bought a Tektronix TDS3014 scope and 10 minutes ago I successfully "upgraded" to TDS3054 and I used TDS3ENG Hex file to activate all features. Guys, it is awesome! 😄

Few experience what I would like to share:

- even an original plugin module has x24c02 eeprom and write NOT protected by hardware pin, you can not reprogramm it. (Seriously I do not know why, it is writeable only from 0x00 till 0x04)
- I found one atmel 24c02b eeprom on my old PC 256Mb DDR1 RAM, (but of course it is happened after that I already ordered some eeprom...) So I replaced original eeprom on the original plugin module and tadaaamm I can erase it and program to as TDS3ENG module.

In the next minutes I excitedly watched the booting up process and I wanted to see what will be content of the pop-up window immediately.

All features enabled included BETA apps as well, but I do not know what does it means but it is enabled 😄


Thanks for everyone who wrote even one word in this topic!

Report to moderator  Logged

haertig

Newbie

Posts: 2

Country:  **Re: Tektronix TDS3000 Oscilloscope Modules TDS3UAM**

Say Thanks

Reply

Quote

« Reply #26 on: January 28, 2018, 09:01:19 am »

I had no problem reprogramming the stock FFT application module with the TDS3ENG firmware - it took the first time and opened up everything as touted.

I used a Flashcat programmer from embeddedcomputers.com. Note that whatever programmer you use, it must provide pull ups on the SDA & SCL lines to program an I2C module. I bought one of their standard narrow SOIC8 I2C adapters which has the pull ups installed, then installed a 4 pin header in the holes conveniently provided which parallel the socket connections. I connected to the chip in the FFT application module using a nice Pomona test clip that I bought on e-bay and connected it back to the programmer with some standard FxF header jumpers, arranging them appropriately so things were connected to the right places.


Total cost about \$50. You could do cheaper by buying the bare programmer and using a chinesisium test clip and making the appropriate jumper including pull ups.

Gray

Report to moderator  Logged **mcguire**

Contributor

Posts: 7

Country:  **Re: Tektronix TDS3000 Oscilloscope Modules TDS3UAM**

Say Thanks

Reply

Quote

« Reply #27 on: March 01, 2018, 07:40:30 am »

The eBay prices on TDS3FFT and TDS3TRG modules seems to be rising, presumably due to people hunting them down to reprogram them. Has anyone come up with a way to enable these additional features without using one of the plugin key modules?

I ended up thinking about soldering an EEPROM to the board using fly-wires or something...has anyone looked into that?

-Dave

Report to moderator  Logged **Dogsled**

Newbie

Posts: 2

Country:  **Re: Tektronix TDS3000 Oscilloscope Modules TDS3UAM**

Say Thanks

Reply

Quote

« Reply #28 on: March 01, 2018, 10:13:57 am »


Indeed, Was looking for some of those blank plastic modules in the later TDS series. Could glue in an EPROM, possibly some connectors?

Anyone have a few of those blanks or know where to get? They are not listed as a part in the service manual that I can see.

Report to moderator  Logged **mcguire**

Contributor

Posts: 7

Country:  **Re: Tektronix TDS3000 Oscilloscope Modules TDS3UAM**

Say Thanks

Reply

Quote

« Reply #29 on: March 03, 2018, 09:17:32 am »

I have a pair of the blanks in TDS3012 in my lab. I've put my CAD guy on the task of generating a 3D-printable model of it. Some of the features are a bit small, but it should be doable. I'll let you know how it goes.


-Dave

Report to moderator  Logged **Someone**

Super Contributor



Posts: 1996

Country:  **Re: Tektronix TDS3000 Oscilloscope Modules TDS3UAM**

Say Thanks

Reply

Quote

« Reply #30 on: March 03, 2018, 12:10:20 pm »

The original details about this "hack" go way back to 2009 but only reached prominence when DCMA takedowns were being used to kill off the promotion of it. From the information available on google its easy to assemble all the details needed to build something:

<https://hackaday.com/2014/07/28/cloning-tektronix-application-modules/>

<http://daid.eu/~daid/dmca/>

https://oshpark.com/shared_projects/pE9Ff8iu

The first I saw of this was:

<http://herzogmuehlweg.de/TDS3UAM/TDS3UAM.html>

discussed:
<http://forum.tsebi.com/viewtopic.php?t=113>

A PCB of the right dimensions with a little packing/spacer is all thats needed to do this, no need to go crazy with 3D printed cases.

[Report to moderator](#) Logged

mcguire

Contributor

Posts: 7

Country:



Re: Tektronix TDS3000 Oscilloscope Modules TDS3UAM

[Say Thanks](#) [Reply](#) [Quote](#)

« **Reply #31 on:** March 03, 2018, 01:54:36 pm »

I have some of those PCBs on the way thanks to a PM a few days ago. I hadn't intended to "go crazy" with 3D printed parts, but I would like to clone the module in an enclosure, and I have a CAD guy on staff who has some idle time, and several printers sitting here. It costs me nothing, and it will then be sitting on Thingiverse.

EDIT: Sorry man, I didn't mean for that to sound snippy. I was running on lack of sleep. My CAD guy will look into it on Monday, and if he deems it practical, I'll put the model on Thingiverse when it's done, just in case people want to do it that way.

-Dave

« *Last Edit:* March 04, 2018, 04:33:04 am by mcguire »

[Report to moderator](#) Logged

Sarcarean

Contributor

Posts: 26

Country:



Re: Tektronix TDS3000 Oscilloscope Modules TDS3UAM

[Say Thanks](#) [Reply](#) [Quote](#)

« **Reply #32 on:** April 26, 2018, 04:31:27 pm »

Quote from: haertig on January 28, 2018, 09:01:19 am

I had no problem reprogramming the stock FFT application module with the TDS3ENG firmware - it took the first time and opened up everything as touted.

I used a Flashcat programmer from embeddedcomputers.com. Note that whatever programmer you use, it must provide pull ups on the SDA & SCL lines to program an I2C module. I bought one of their standard narrow SOIC8 I2C adapters which has the pull ups installed, then installed a 4 pin header in the holes conveniently provided which parallel the socket connections. I connected to the chip in the FFT application module using a nice Pomona test clip that I bought on e-bay and connected it back to the programmer with some standard FxF header jumpers, arranging them appropriately so things were connected to the right places.

Total cost about \$50. You could do cheaper by buying the bare programmer and using a chinesisium test clip and making the appropriate jumper including pull ups.

Gray

Hi Gray! Thanks for supporting FlashcatUSB, but small correction the website is Embeddedcomputers.net :-)

[Report to moderator](#) Logged

Pages: 1 2 [All] [Go Up](#)

[REPLY](#) [NOTIFY](#) [MARK UNREAD](#) [SEND THIS TOPIC](#) [PRINT](#) [SEARCH](#)
« previous next »

Share me



EEVblog Electronics Community Forum » Electronics » Projects, Designs, and Technical Stuff » Tektronix TDS3000 Oscilloscope Modules TDS3UAM

[LINK TO CALENDAR](#)

Jump to: => [Projects, Designs, and Technical Stuff](#)

Quick Reply

BUDGET MULTIMETERS !!
ANENG, UNI-T and more...

[EEVblog Main Site](#)

[EEVblog on Youtube](#)

[EEVblog on Twitter](#)

[EEVblog on Facebook](#)

SMF 2.0.15 | SMF © 2017, Simple Machines
Simple Audio Video Embedder
SMFAds for Free Forums
[XHTML](#) [RSS](#) [Mobile](#) [WAP2](#)