

## DIAGRAMS, PARTS LISTS, AND ILLUSTRATIONS

### Symbols and Reference Designators

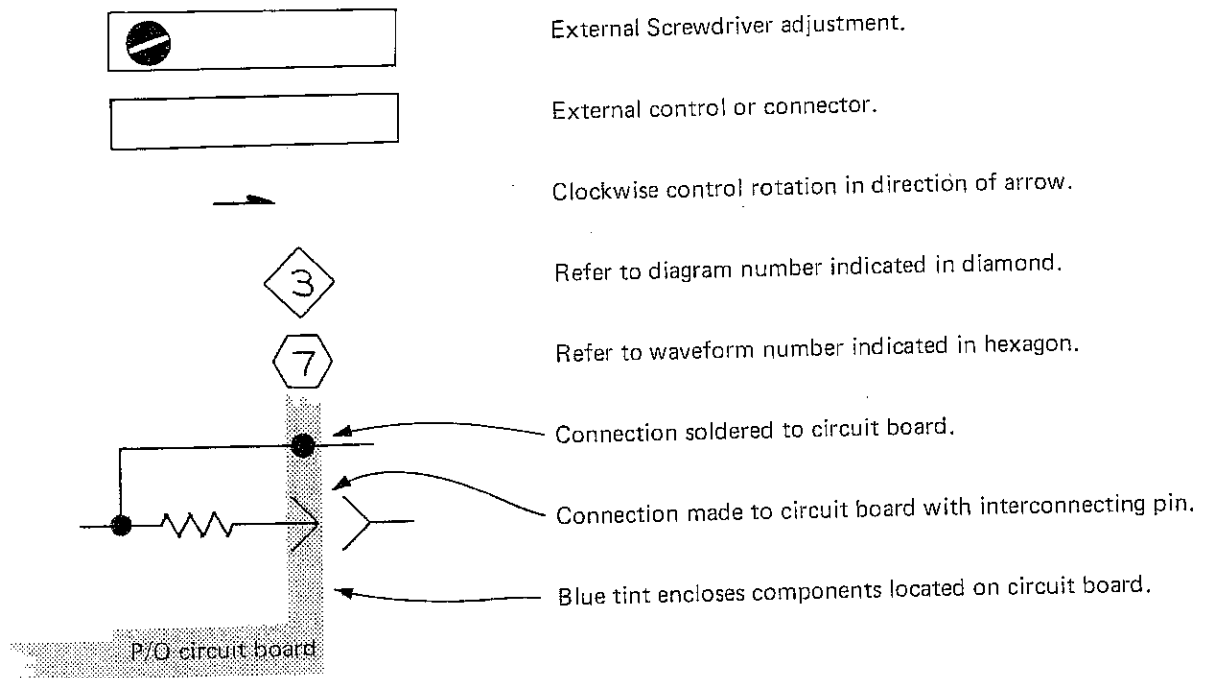
Electrical components shown on the diagrams are in the following units unless noted otherwise:

- Capacitors = Values one or greater are in picofarads (pF).  
Values less than one are in microfarads ( $\mu$ F).
- Resistors = Ohms ( $\Omega$ )

Symbols used on the diagrams are based on ANSI Y32.2 - 1970.

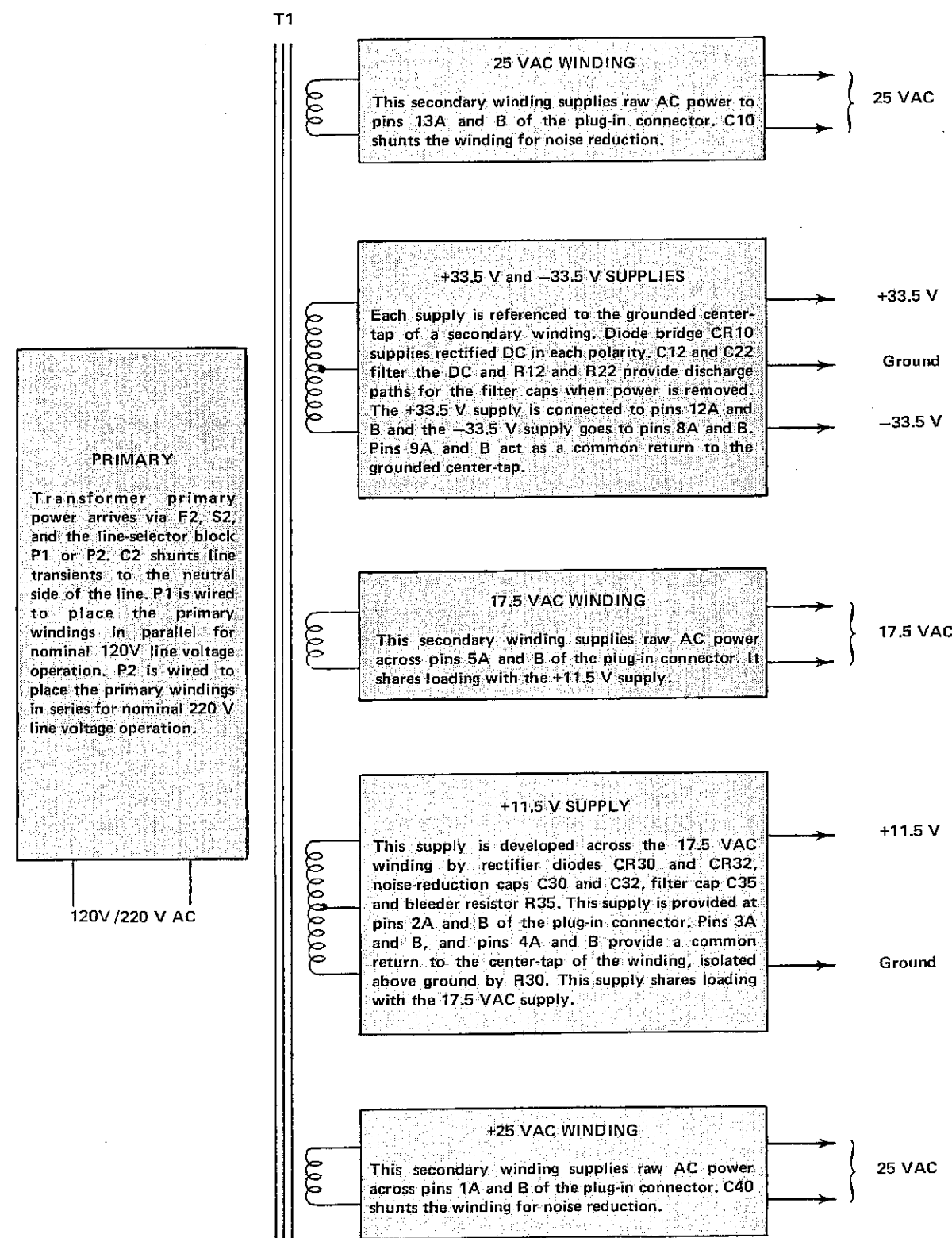

Logic symbology is based on MIL-STD-806B in terms of positive logic. Logic symbols depict the logic function performed and may differ from the manufacturer's data.

The following special symbols are used on the diagrams:

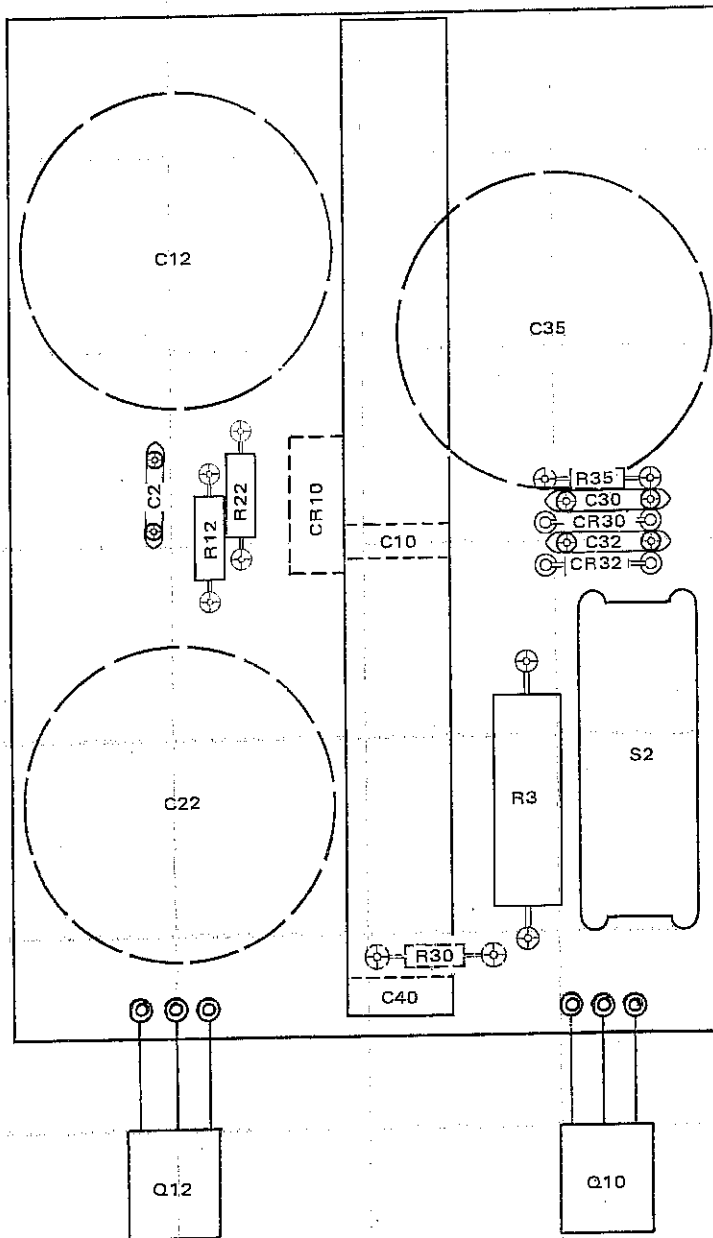


# POWER MODULE INTERFACE PIN ASSIGNMENTS

# DETAILED BLOCK DIAGRAM



# PARTS LOCATION GRID



NOTE: COMPONENTS SHOWN WITH DASHED LINES ARE LOCATED ON BACK SIDE OF BOARD.

# REPLACEABLE ELECTRICAL PARTS

## PARTS ORDERING INFORMATION

Replacement parts are available from or through your local Tektronix, Inc. Field Office or representative.

Changes to Tektronix instruments are sometimes made to accommodate improved components as they become available, and to give you the benefit of the latest circuit improvements developed in our engineering department. It is therefore important, when ordering parts, to include the following information in your order: Part number, instrument type or number, serial number, and modification number if applicable.

If a part you have ordered has been replaced with a new or improved part, your local Tektronix, Inc. Field Office or representative will contact you concerning any change in part number.

Change information, if any, is located at the rear of this manual.

## SPECIAL NOTES AND SYMBOLS

X000 Part first added at this serial number  
00X Part removed after this serial number

## ITEM NAME

In the Parts List, an Item Name is separated from the description by a colon (:). Because of space limitations, an Item Name may sometimes appear as incomplete. For further Item Name identification, the U.S. Federal Cataloging Handbook H6-1 can be utilized where possible.

## ABBREVIATIONS

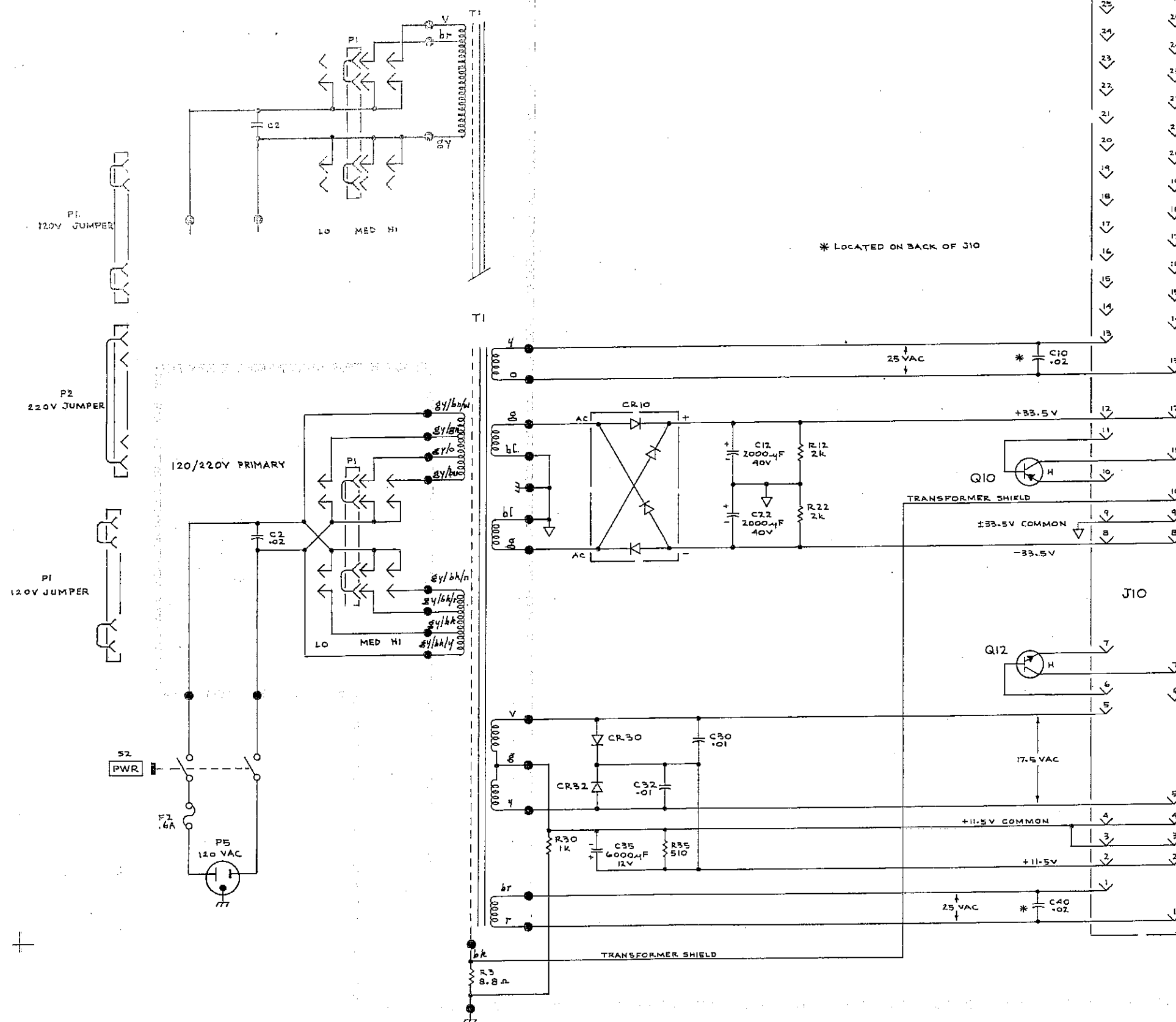
ACTR	ACTUATOR	PLSTC	PLASTIC
ASSY	ASSEMBLY	QTZ	QUARTZ
CAP	CAPACITOR	RECP	RECEPTACLE
CER	CERAMIC	RES	RESISTOR
CKT	CIRCUIT	RF	RADIO FREQUENCY
COMP	COMPOSITION	SEL	SELECTED
CONN	CONNECTOR	SEMICOND	SEMICONDUCTOR
ELCTLT	ELECTROLYTIC	SENS	SENSITIVE
ELEC	ELECTRICAL	VAR	VARIABLE
INCAND	INCANDESCENT	WW	WIREWOUND
LED	LIGHT EMITTING DIODE	XFMR	TRANSFORMER
NONWIR	NON WIREWOUND	XTAL	CRYSTAL

## CROSS INDEX MFR. CODE NUMBER TO MANUFACTURER

MFR.CODE	MANUFACTURER	ADDRESS	CITY,STATE,ZIP
01121	ALLEN-BRADLEY CO.	1201 2ND ST. SOUTH	MILWAUKEE, WI 53204
04713	MOTOROLA, INC., SEMICONDUCTOR PRODUCTS DIV.	5005 E. MCDOWELL RD.	PHOENIX, AZ 85036
14099	SEMTECH CORP.	652 MITCHELL ROAD	NEWBURY PARK, CA 91320
56289	SPRAGUE ELECTRIC CO.		NORTH ADAMS, MA 01247
71400	BUSSMAN MFG., DIVISION OF MCGRAW- EDISON CO.	2536 W. UNIVERSITY ST.	ST. LOUIS, MO 63107
72982	ERIE TECHNOLOGICAL PRODUCTS, INC.	644 W. 12TH ST.	ERIE, PA 16512
80009	TEKTRONIX, INC.	P. O. BOX 500	BEAVERTON, OR 97005
91418	RADIO MATERIALS CO., DIVISION OF P.R. MALLORY AND CO., INC.	4242 W BRYN MAWR	CHICAGO, IL 60646
91637	DALE ELECTRONICS, INC.	P. O. BOX 609	COLUMBUS, NE 68601
91929	HONEYWELL, INC., MICRO SWITCH DIV.	CHICAGO & SPRING STS.	FREEPORT, IL 61032
95238	CONTINENTAL CONNECTOR CORP.	34-63 56TH ST.	WOODSIDE, NY 11377

Ckt No.	Tektronix Part No.	Serial/Model No. Eff	Dscont	Name & Description	Mfr Code	Mfr Part Number
A1	670-2023-00			CKT BOARD ASSY:INTERFACE	80009	670-2023-00
A1	670-3404-00			CKT BOARD ASSY:INTERFACE	80009	670-3404-00
C2	283-0022-00			CAP.,FXD,CER DI:0.02UF,1400VDCAC	80009	283-0022-00
C10	283-0004-00			CAP.,FXD,CER DI:0.02UF,+80-20%,150V	72982	855-558-Z5V0203Z
C12	290-0577-00			CAP.,FXD,ELCTLT:2000UF,50V	56289	68D10504
C22	290-0577-00			CAP.,FXD,ELCTLT:2000UF,50V	56289	68D10504
C30	283-0002-00			CAP.,FXD,CER DI:0.01UF,+80-20%,500V	72982	811-546E103Z
C32	283-0002-00			CAP.,FXD,CER DI:0.01UF,+80-20%,500V	72982	811-546E103Z
C35	290-0578-00			CAP.,FXD,ELCTLT:6000UF,12V	56289	68D10429
C40	283-0004-00			CAP.,FXD,CER DI:0.02UF,+80-20%,150V	72982	855-558-Z5V0203Z
CR10	152-0488-00			SEMICONV DEVICE:SILICON,200V,1500MA	80009	152-0488-00
CR30	152-0198-00	B010100	E039999	SEMICONV DEVICE:SILICON,200V,3A	04713	1N4721
CR30	152-0198-02	B040000		SEMICONV DEVICE:SILICON,200V,3A	14099	3SM2
CR32	152-0198-00	B010100	E039999	SEMICONV DEVICE:SILICON,200V,3A	04713	1N4721
CR32	152-0198-02	B040000		SEMICONV DEVICE:SILICON,200V,3A	14099	3SM2
F2	159-0043-00			FUSE,CARTRIDGE:3AG,0.6A,250V,SLOW-BLOW	71400	MDL 6/10
				CONNECTOR BOARD:28/56 CONTACT	95238	K600-11-56V25

USED BEFORE SN 8040000



\* LOCATED ON BACK OF J10