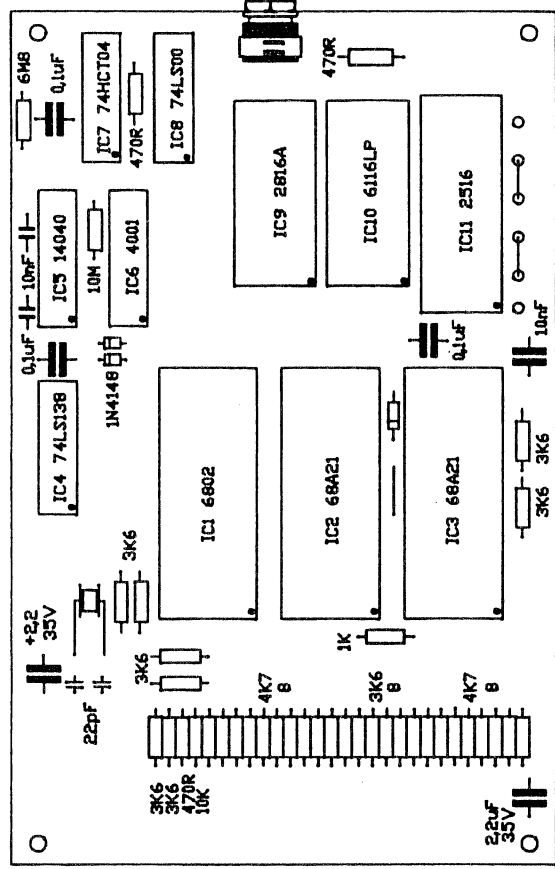

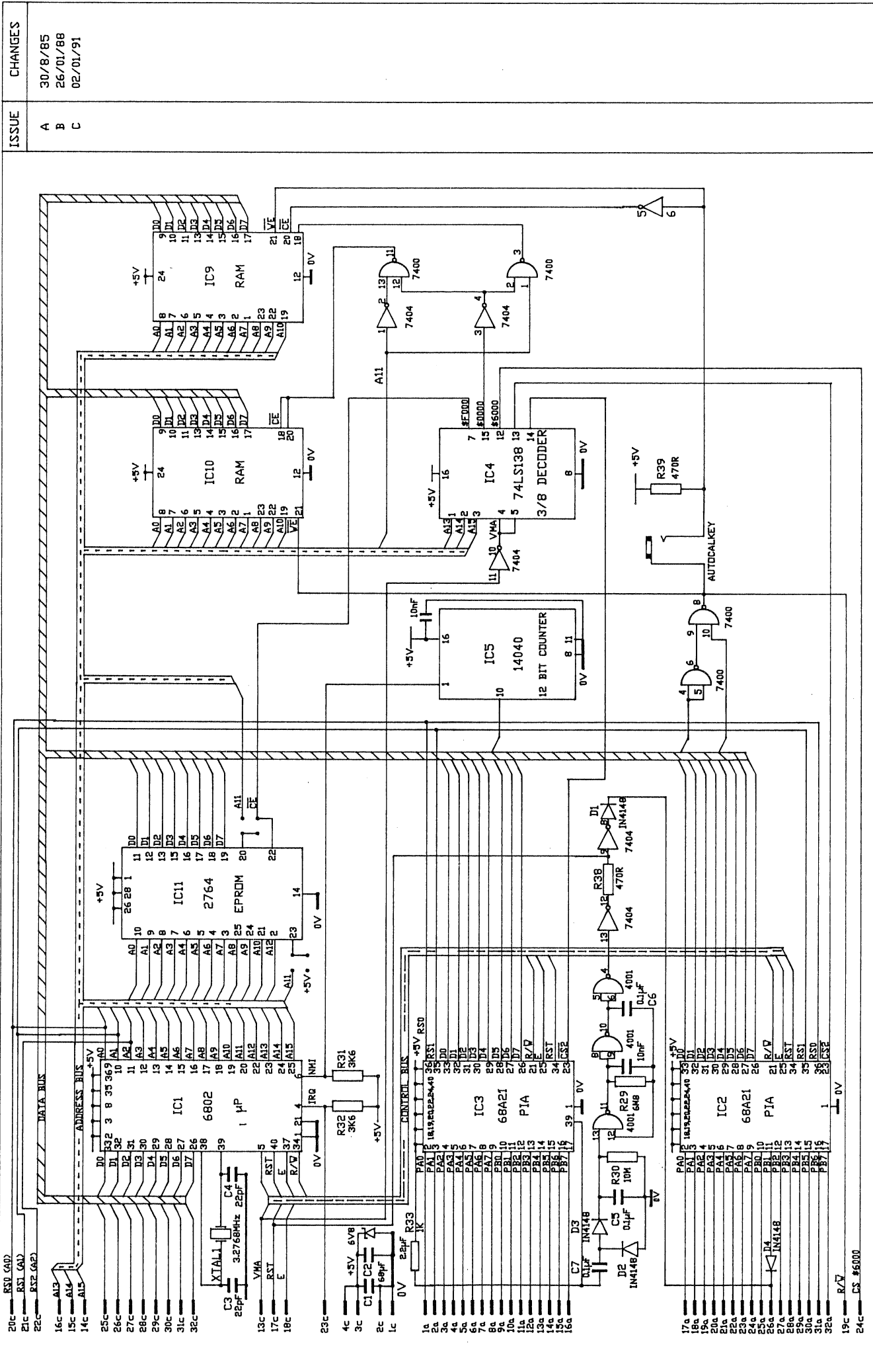



ISSUE	
CHANGES	



 TIME ELECTRONICS LTD	DRAWN C/A/L	TITLE
	APPRD SCALE	PROCESSOR BOARD LAYOUT
DATE 20/8/87	DRG No 9574L02	THE CONTENTS OF THIS DRG MUST NOT BE COPIED OR USED WITHOUT PRIOR WRITTEN CONSENT OF TIME ELECTRONICS LIMITED



ISSUE	CHANGES
A	30/8/85
B	26/01/88
C	02/01/91

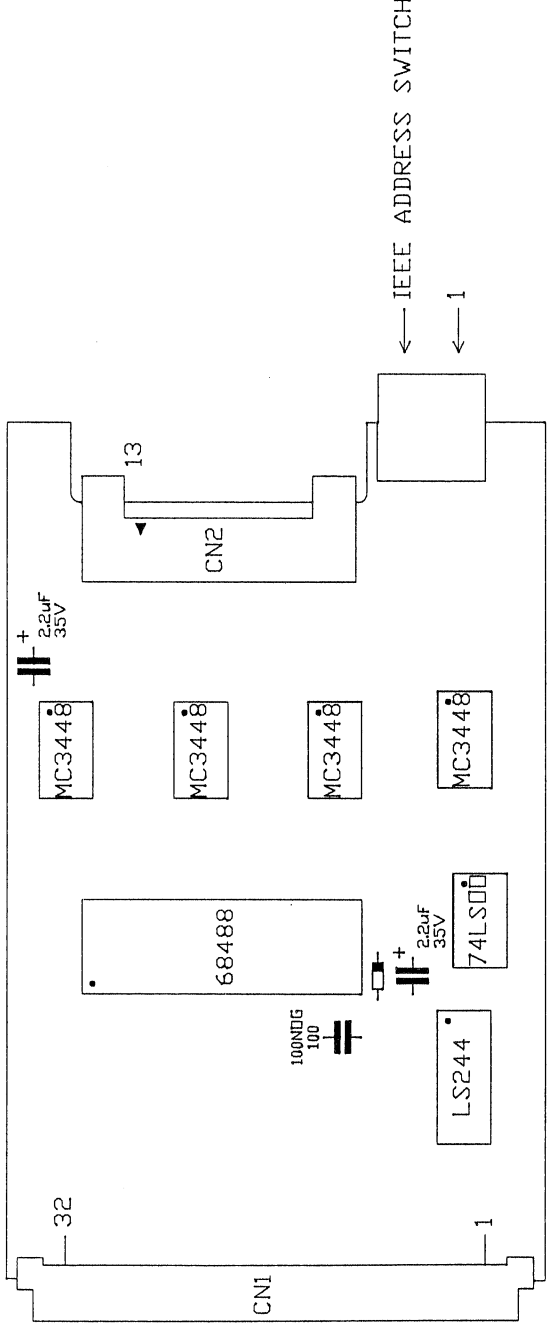
	TIME ELECTRONICS LTD	DRAWN APPRD SCALE DATE	B.O. SCALE DATE	TITLE DATE
MP BOARD A270 V1.2 CIRCUIT BOARD				30/8/85
PULL UP RESISTORS				THE CONTENTS OF THIS DRG MUST NOT BE DRG No COPIED OR USED WITHOUT PRIOR WRITTEN CONSENT OF TIME ELECTRONICS LIMITED

9574C01

ISSUE	CHANGES
-------	---------

CN1 - BUS CONNECTOR

CN2 - IEEE BUS CONNECTOR



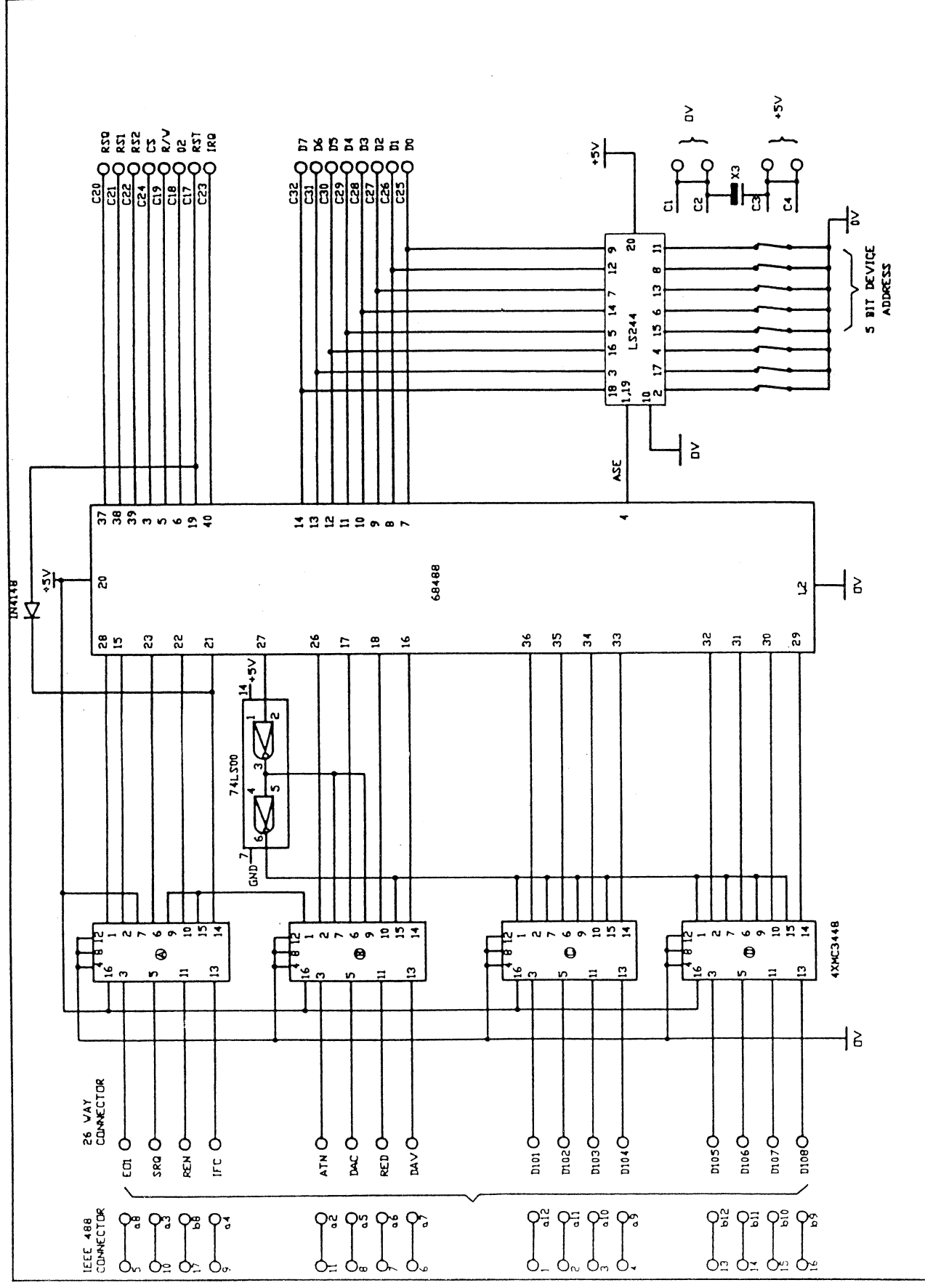
DRAWN	C/A/L	TITLE
APPRD		
SCALE		
DATE	24/8/87	DRG No

TIME ELECTRONICS LTD

IEEE BOARD LAYOUT

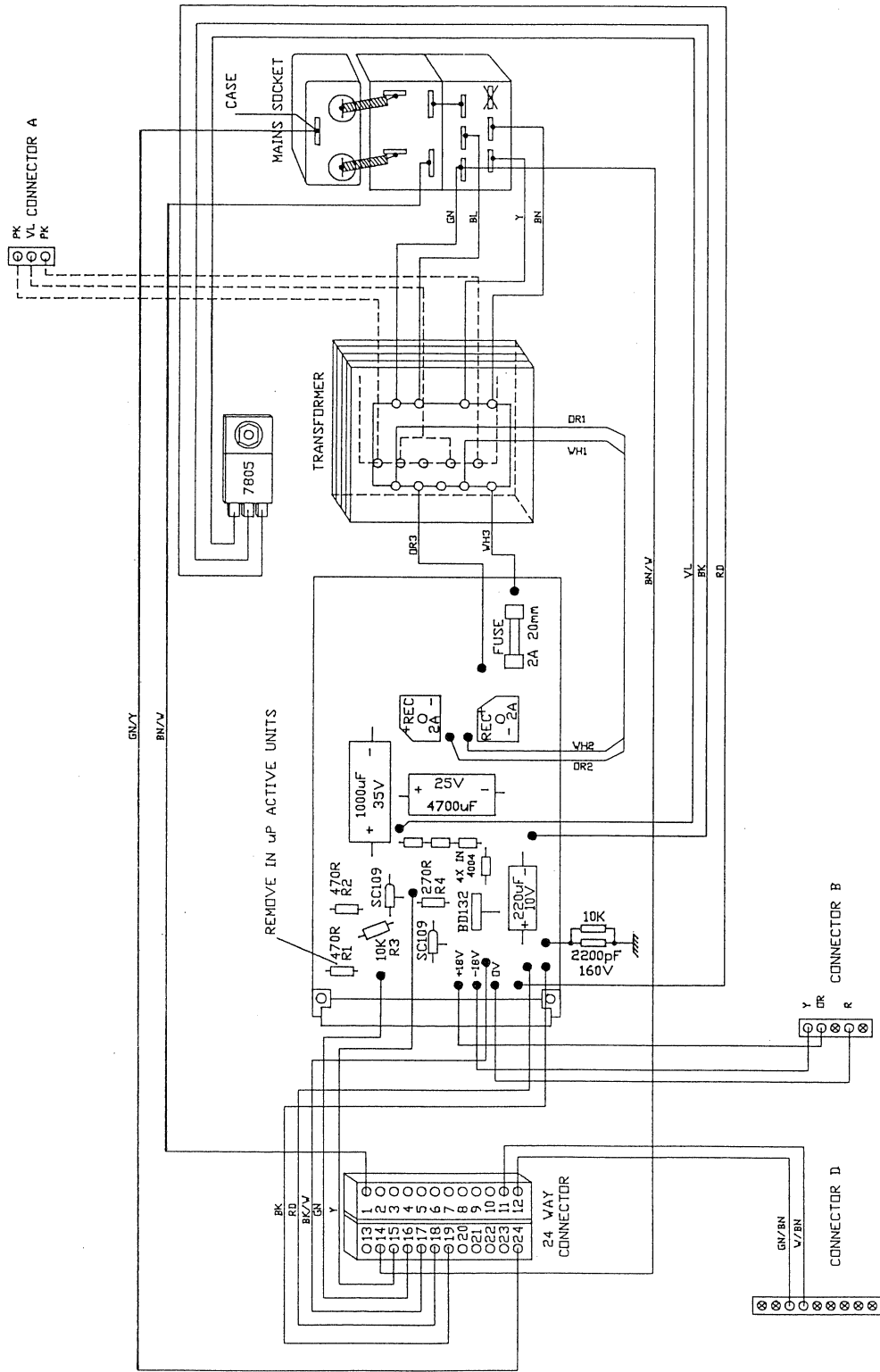
LAYOUT/9573L01

THE CONTENTS OF THIS DRG MUST NOT BE COPIED OR USED WITHOUT PRIOR WRITTEN CONSENT OF TIME ELECTRONICS LIMITED



ISSUE

CHANGES



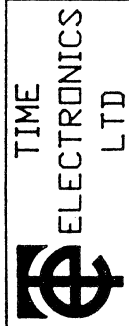
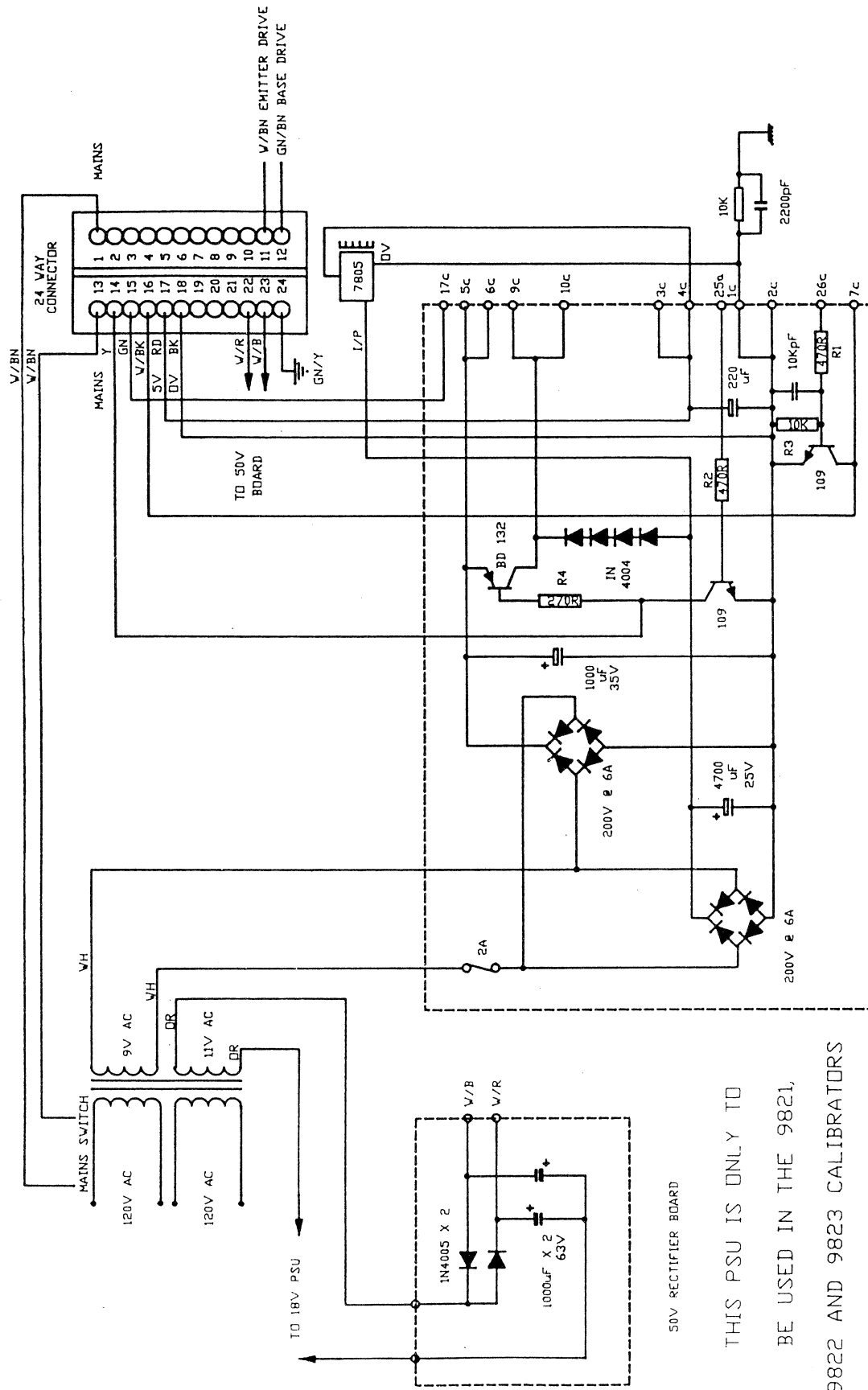
TIME
ELECTRONICS
LTD

DRAWN	C/A/L	TITLE
APPRD		
SCALE		
DATE	31/3/87	

9800 P.S.U. LAYOUT AND WIRING

THE CONTENTS OF THIS DRG MUST NOT BE COPIED OR USED WITHOUT PRIOR WRITTEN CONSENT OF TIME ELECTRONICS LIMITED

DRG No 9572L02



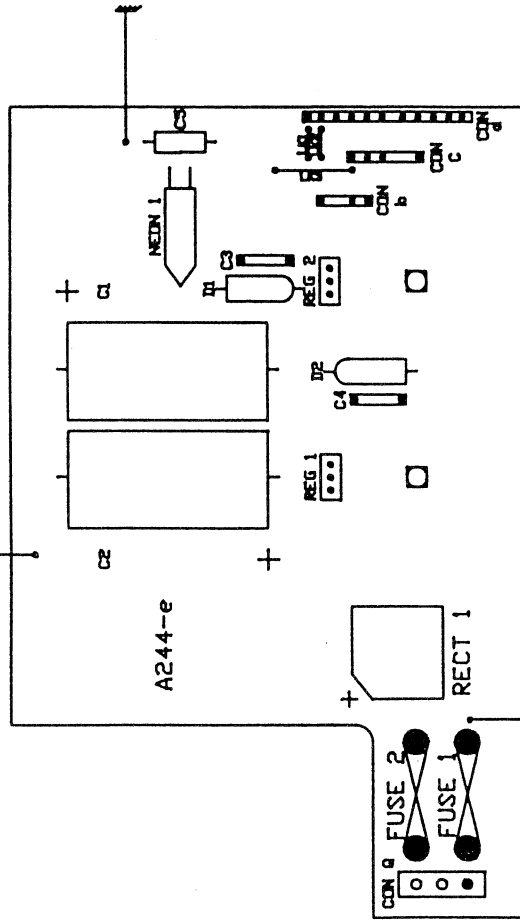
TIME ELECTRONICS LTD
 DRAWN P.J.G.
 APPRD
 SCALE
 DATE 28/1/88

TITLE
 POWER SUPPLY MODULE CIRCUIT DIAGRAM
 DRG No
 9572C02

THE CONTENTS OF THIS DRG MUST NOT BE COPIED OR USED WITHOUT PRIOR WRITTEN CONSENT OF TIME ELECTRONICS LIMITED

THIS BOARD ONLY FOR USE
 IN 9821, 9822, 9823
 CALIBRATORS

TO 50V RECTIFIER BOARD



TO MAINS TRANSFORMER

ISSUE	
CHANGES	

TIME ELECTRONICS LTD

DRAWN	P.J.G.	TITLE
APPRD		
SCALE		
DATE	27/1/88	

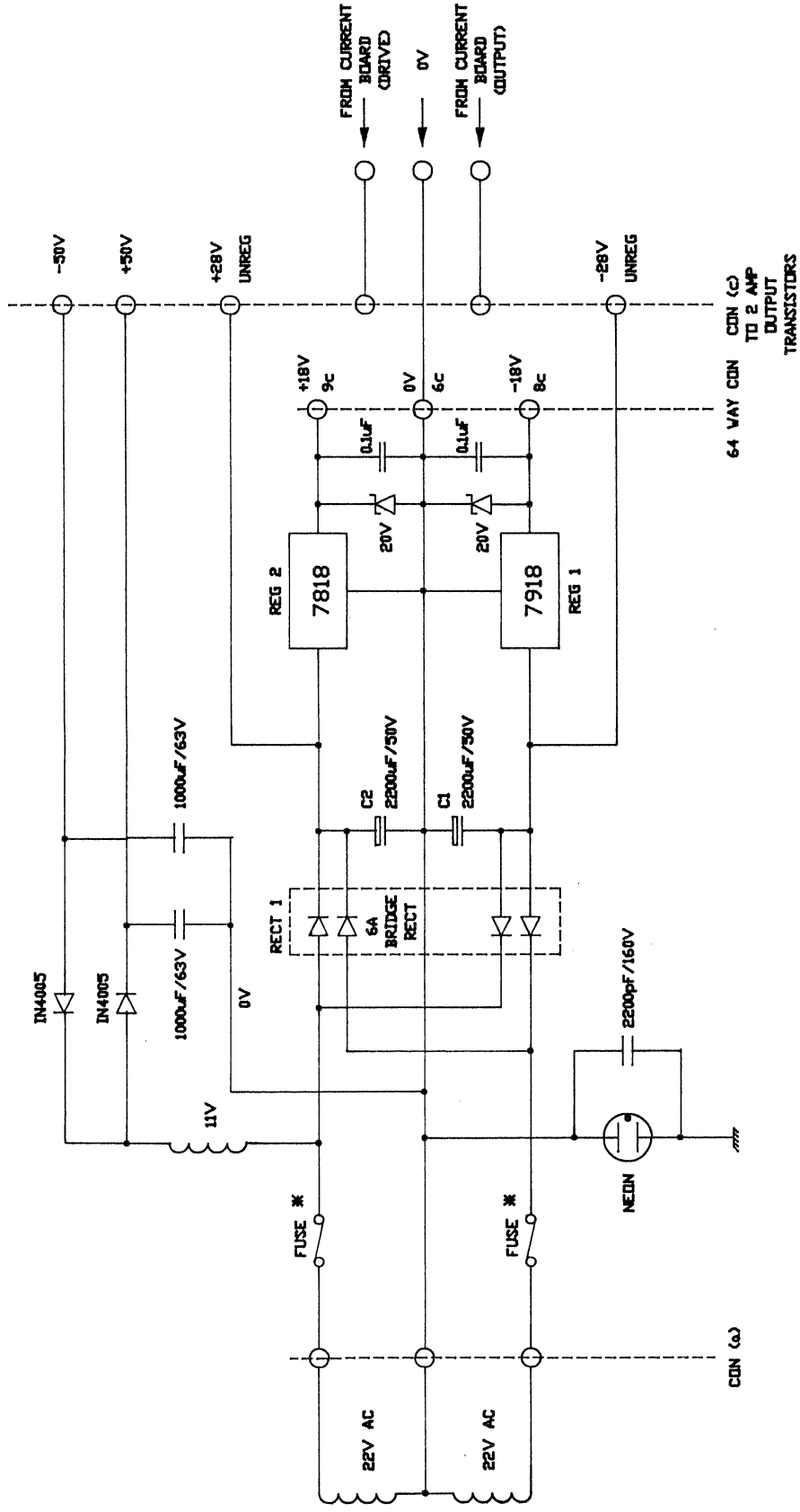
+/- 18 VOLT REGULATOR BOARD LAYOUT

THE CONTENTS OF THIS DOC MUST NOT BE REPRODUCED OR COPIED OR USED WITHOUT PRIOR WRITTEN CONSENT OF TIME ELECTRONICS LIMITED

DRG No

9572L04

ISSUE	CHANGES
A	FUSES CHANGED TO 3.15A FROM 2.5A.
B	-18V PIN CORRECTION 08/09/88
C	+/-50V POWER LINES ADDED TO CIRCUIT 02/01/91-SAH.



* - 3.15A FOR 9821/22/23
2.5A FOR OTHER UNITS

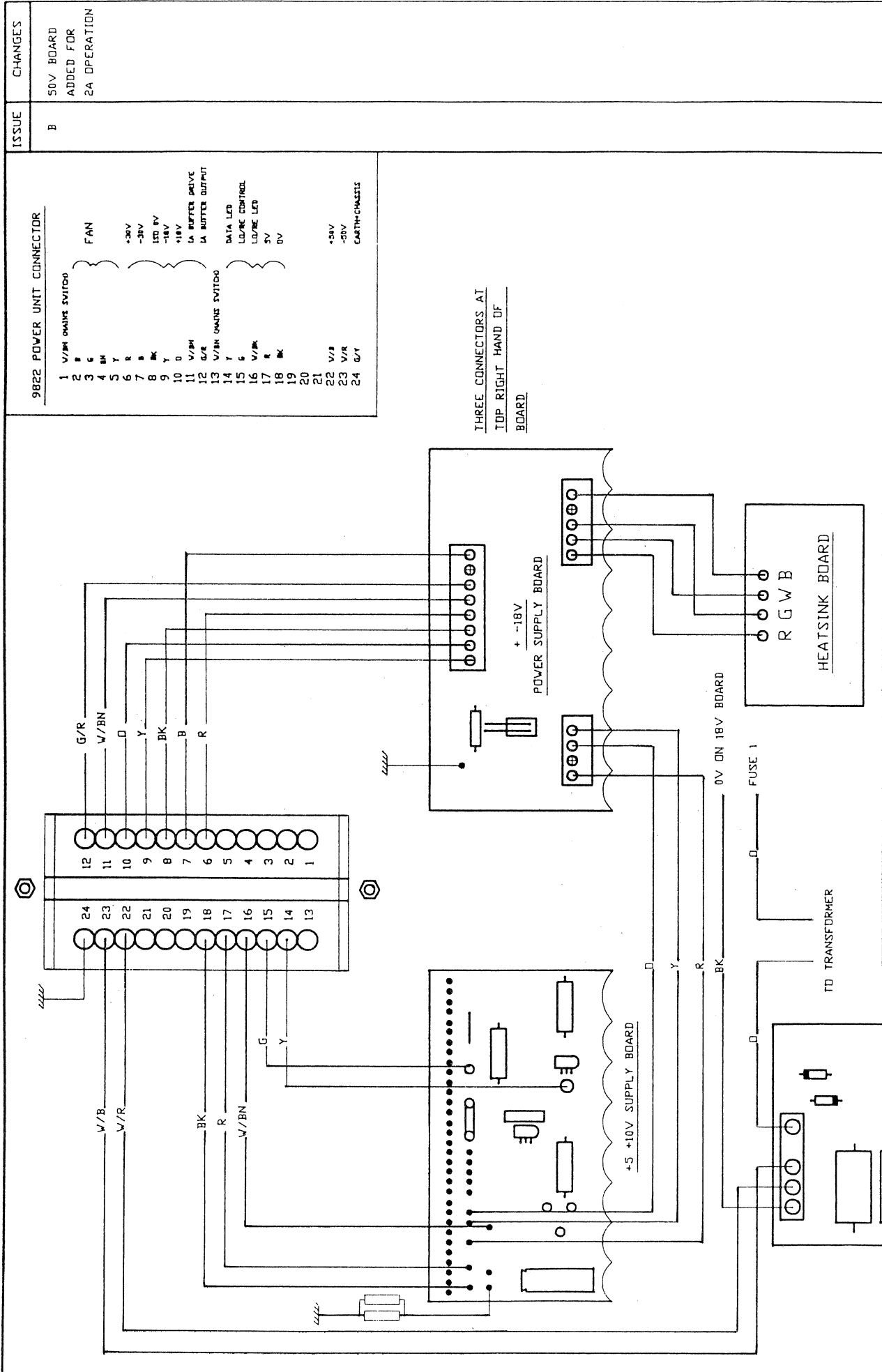
TIME ELECTRONICS LTD

DRAWN	P.J.G.	TITLE
APPRD		
SCALE		
DATE	28/1/88	CONSENT OF TIME ELECTRONICS LIMITED

9800 SERIES +18V POWER SUPPLY

THE CONTENTS OF THIS DRG MUST NOT BE DRG No. REPRODUCED OR USED WITHOUT PRIOR WRITTEN CONSENT OF TIME ELECTRONICS LIMITED

9572C05



9822 POWER UNIT CONNECTOR

- | | | |
|----|------|------------------|
| 1 | V/BN | DATA SWITCH |
| 2 | B | FAN |
| 3 | G | |
| 4 | BN | |
| 5 | Y | |
| 6 | R | +30V |
| 7 | B | -30V |
| 8 | BK | 120 V/ |
| 9 | Y | -18V |
| 10 | D | +18V |
| 11 | V/BN | 1A BUFFER DRIVE |
| 12 | G/R | 1A BUFFER OUTPUT |
| 13 | V/BN | DATA SWITCH |
| 14 | Y | DATA LED |
| 15 | G | LD/RE CONTROL |
| 16 | V/BK | LD/RE LED |
| 17 | R | 5V |
| 18 | BK | 0V |
| 19 | | |
| 20 | | |
| 21 | | |
| 22 | V/B | +5V |
| 23 | V/R | -5V |
| 24 | G/Y | EARTH-CHASSIS |

THREE CONNECTORS AT
TOP RIGHT HAND OF
BOARD

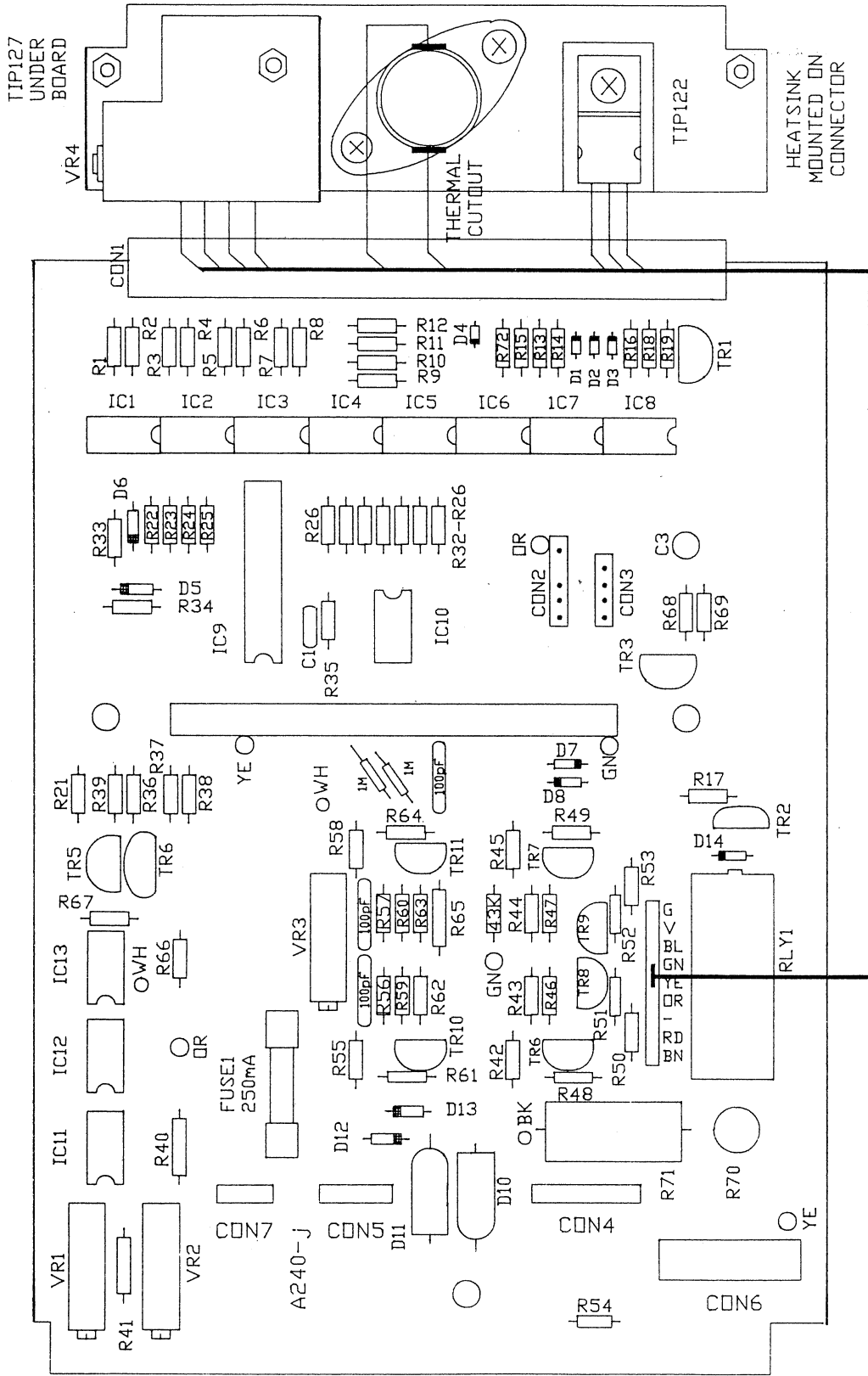
ISSUE		B		CHANGES		50V BOARD ADDED FOR 2A OPERATION					
DRAWN				C.A.L				TITLE			
APPRD								WIRING OF A 9822 POWER SUPPLY UNIT			
SCALE				DATE				3-3-86			
DATE				3-3-86				THE CONTENTS OF THIS DRG MUST NOT BE REPRODUCED OR USED IN ANY MANNER WITHOUT THE WRITTEN CONSENT OF TIME ELECTRONICS LIMITED			
DATE				3-3-86				9572W01			



TIME
ELECTRONICS
LTD

DRAWN	C.A.L	TITLE
APPRD		
SCALE		
DATE	3-3-86	

50V SUPPLY BOARD

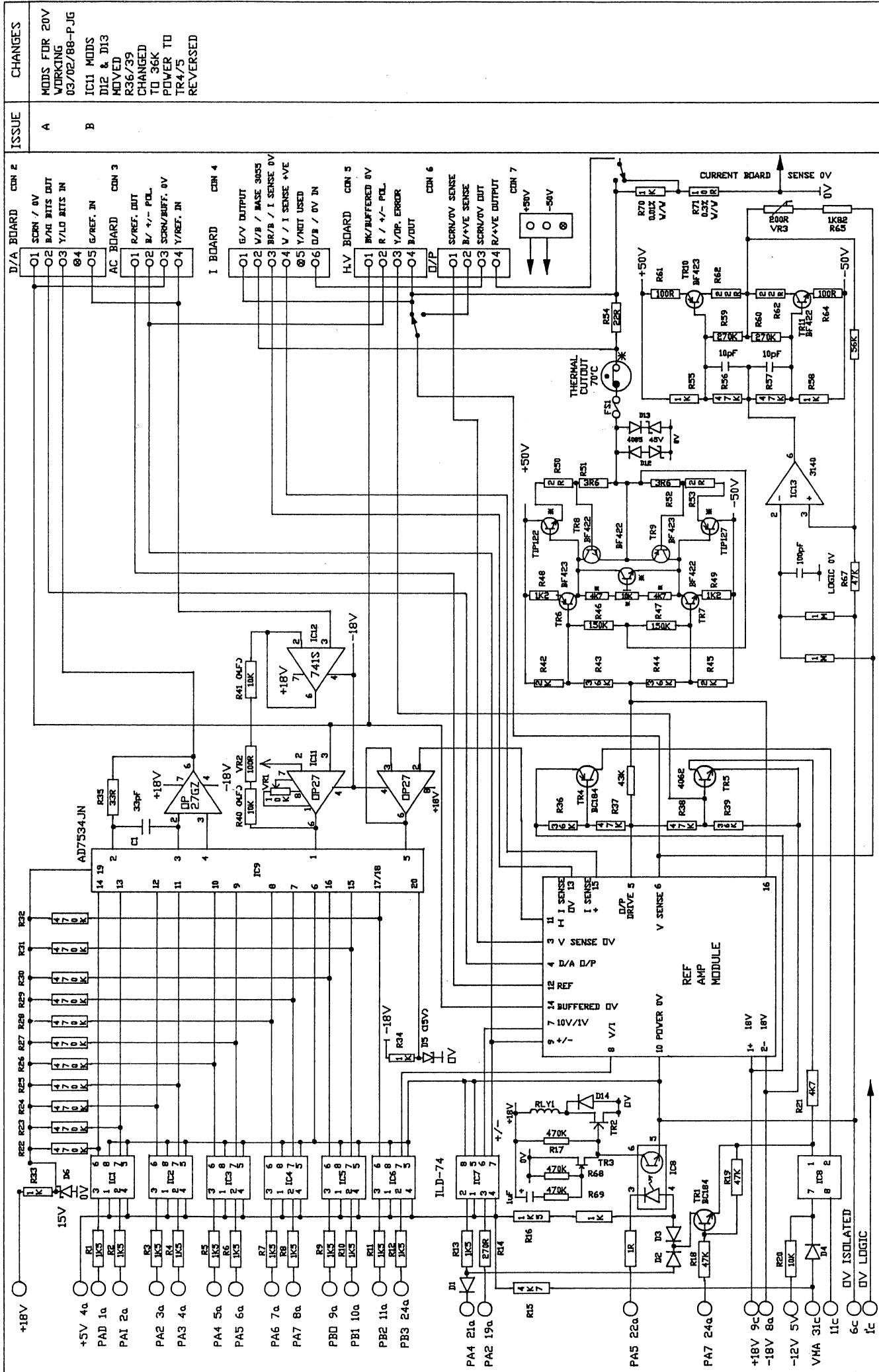


DRAWN	P.J.G.	TITLE
APPRD		
SCALE		
DATE	19/2/88	DRG No

REF BOARD LAYOUT

9404L01

THE CONTENTS OF THIS DRG MUST NOT BE COPIED OR USED WITHOUT PRIOR WRITTEN CONSENT OF TIME ELECTRONICS LIMITED



CHANGES

ISSUE

A
 MODS FOR 20V WORKING
 03/02/88-P.JG
 IC11 MODS
 D12 & D13 MOVED
 R36/39 CHANGED TO 36K
 POWER TO TR4/5 REVERSED

- D/A BOARD CON 2**
- 01 SCRN / 0V
 - 02 B/H BITS DUT
 - 03 Y/LD BITS IN
 - 04
 - 05 G/REF. IN
- AC BOARD CON 3**
- 01 R/REF. DUT
 - 02 B / +/- POL.
 - 03 SCRN/BUFF. 0V
 - 04 Y/REF. IN
- I BOARD CON 4**
- 01 6V OUTPUT
 - 02 V/B / BASE 300S
 - 03 BR/B / I SENSE 0V
 - 04 V / I SENSE +VE
 - 05 Y/NOT USED
 - 06 D/B / 0V IN
- H.V. BOARD CON 5**
- 01 BK/BUFFERED 0V
 - 02 R / +/- POL.
 - 03 Y/OP. ERROR
 - 04 B/DUT
 - 05
- CON 6**
- 01 SCRN/0V SENSE
 - 02 B/+VE SENSE
 - 03 SCRN/0V DUT
 - 04 R/+VE OUTPUT
- CON 7**
- 01 +30V
 - 02 -50V

REFERENCE BOARD CIRCUIT DIAGRAM

DRAWN	C,A,L	TITLE
APPRD		
SCALE		
DATE	24.2.87	

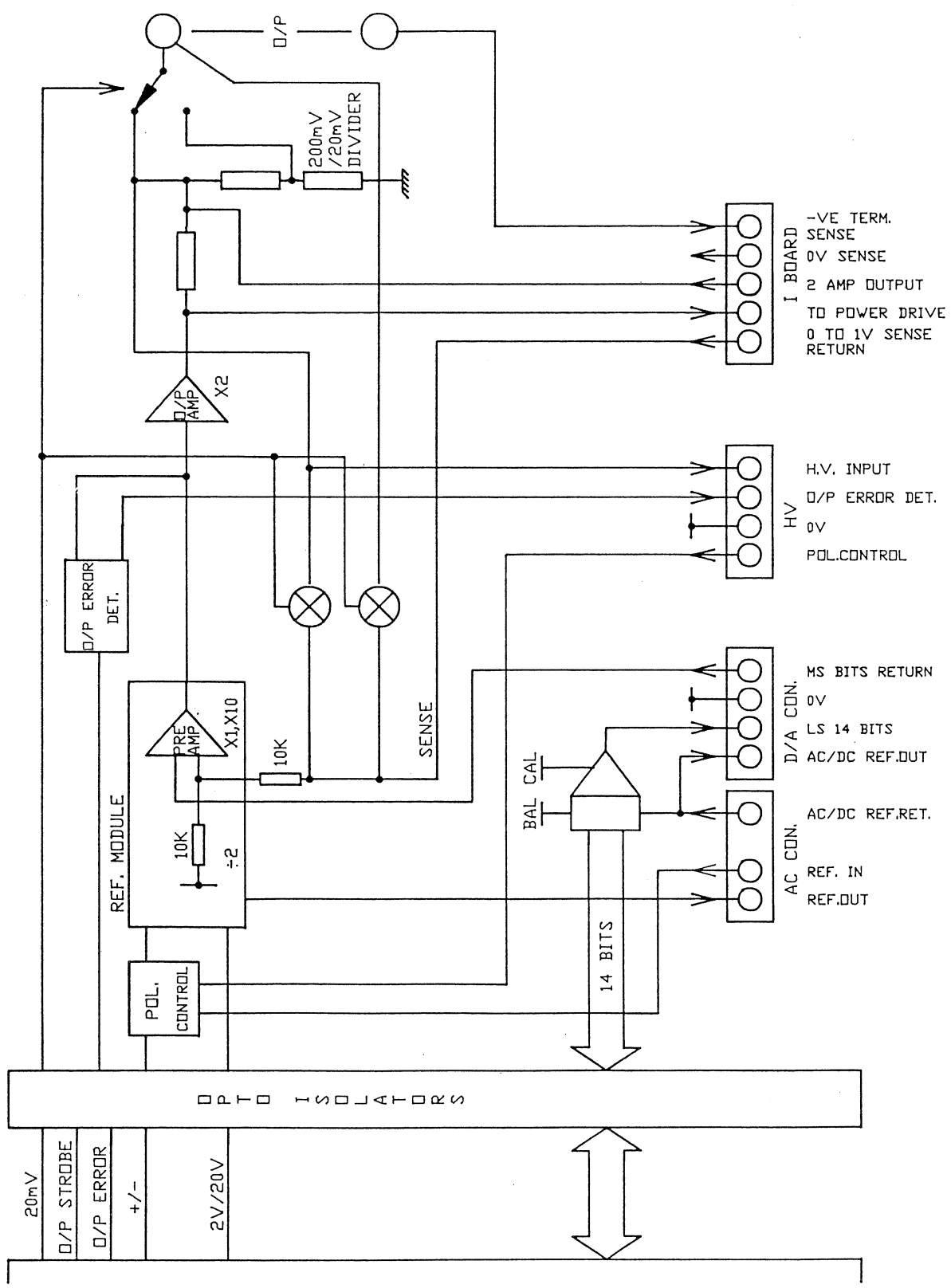
TIME ELECTRONICS LTD

*'M' REFERS TO COMPONENTS MOUNTED ON HEATSINK

CIRCUIT/9404C03

THE CONTENTS OF THIS DRG MUST NOT BE COPIED OR USED WITHOUT PRIOR WRITTEN CONSENT OF TIME ELECTRONICS LIMITED

ISSUE	CHANGES
A	3/7/85
B	MODS. FOR 20V WORKING 22/02/88 P.J.G.

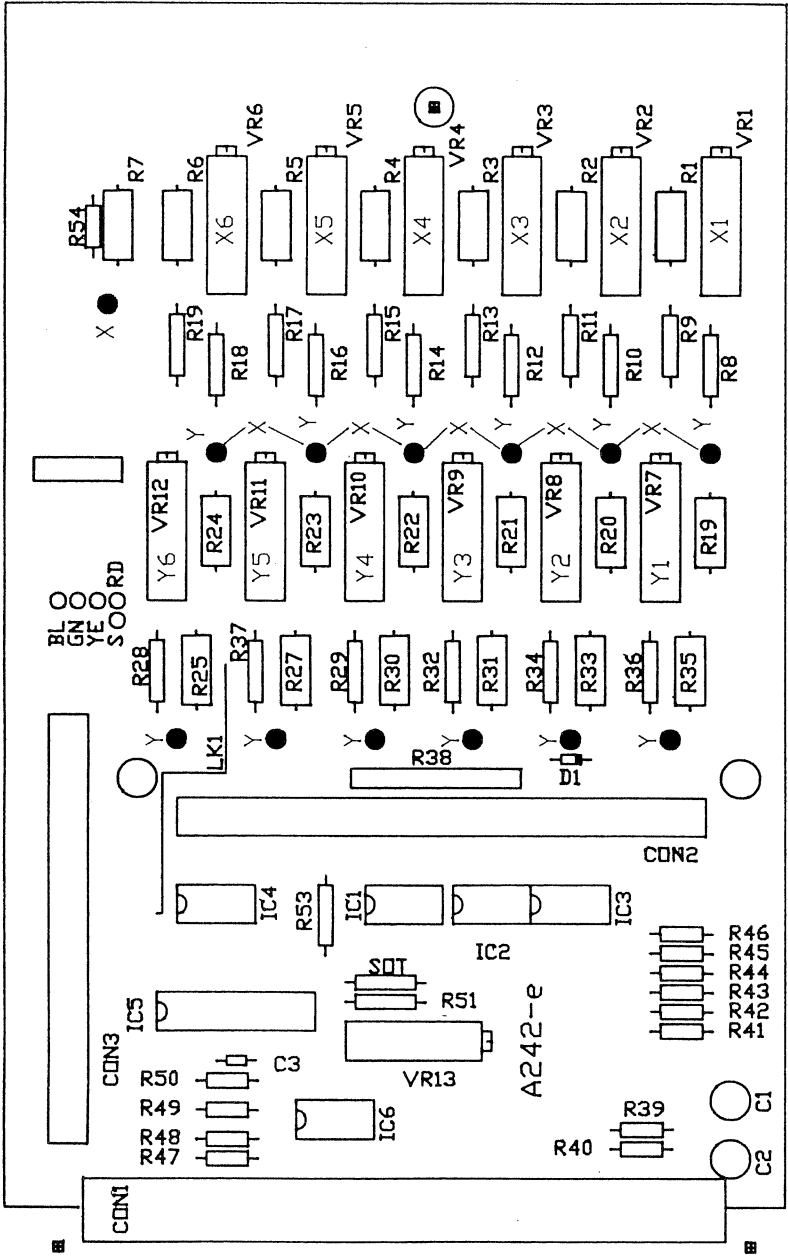



9800 REFERENCE BOARD BLOCK DIAGRAM		DRG No	
9404B01		THE CONTENTS OF THIS DRG MUST NOT BE COPIED OR USED WITHOUT PRIOR WRITTEN CONSENT OF TIME ELECTRONICS LIMITED	
DRAWN	J.B.	TITLE	
APPRD		SCALE	
DATE	3/7/85		



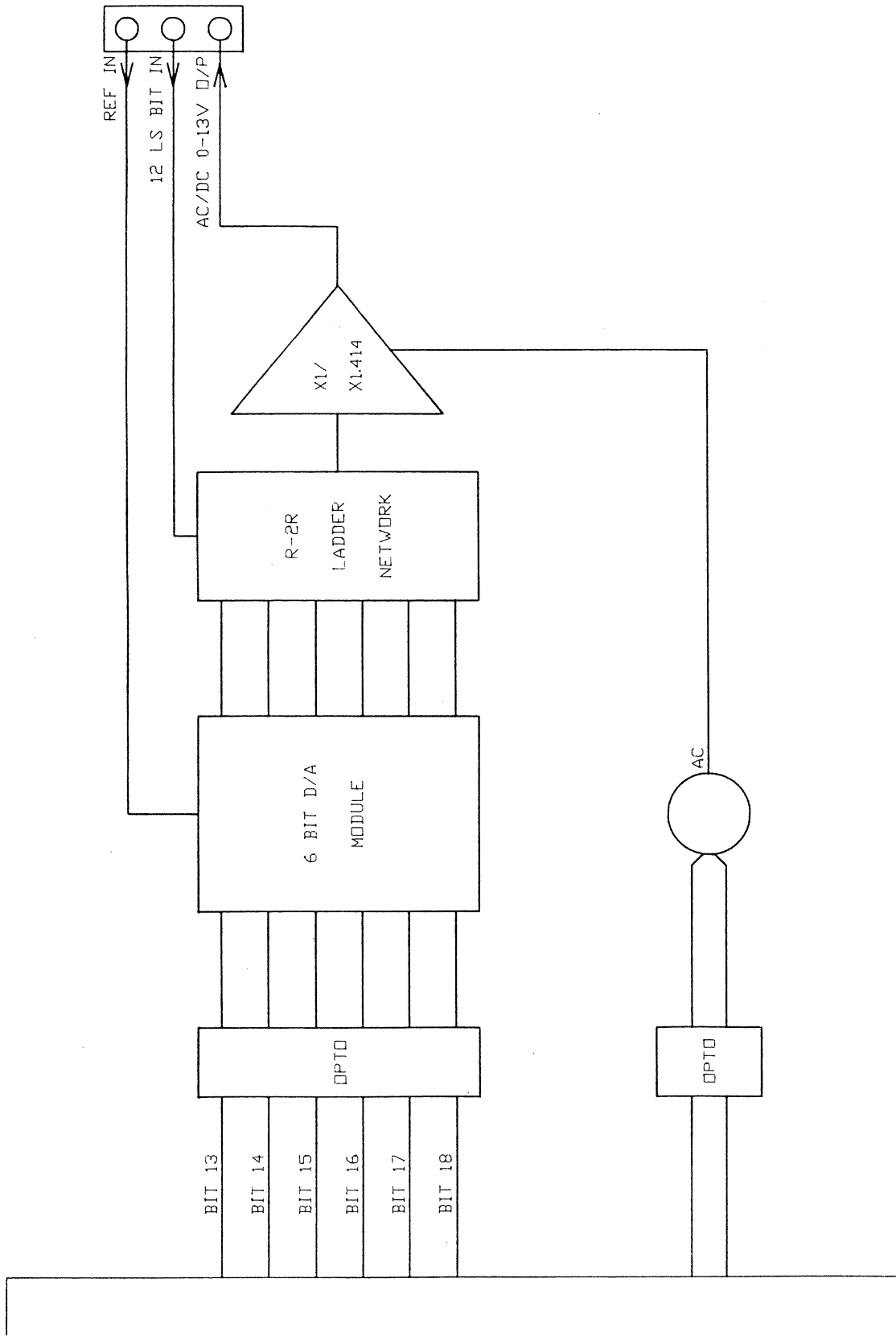
TIME ELECTRONICS LTD


ISSUE	CHANGES



 TIME ELECTRONICS LTD	DRAWN C/A/L APPRD SCALE DATE	TITLE 27,8,87
	D/A BOARD CALIBRATION POINTS	
<small>THE CONTENTS OF THIS DRG MUST NOT BE COPIED OR USED WITHOUT PRIOR WRITTEN CONSENT OF TIME ELECTRONICS LIMITED</small>		
DRG No.		LAYOUT/9403L01

ISSUE	CHANGE'S
A	3/7/85



 TIME ELECTRONICS LTD	DRAWN	J.B.	TITLE
	APPRD		8800 D/A BOARD BLOCK DIAGRAM
	SCALE		DRG No
	DATE	3/7/85	9403B01

THE CONTENTS OF THIS DRG MUST NOT BE REPRODUCED OR COPIED IN ANY MANNER WITHOUT THE WRITTEN CONSENT OF TIME ELECTRONICS LIMITED