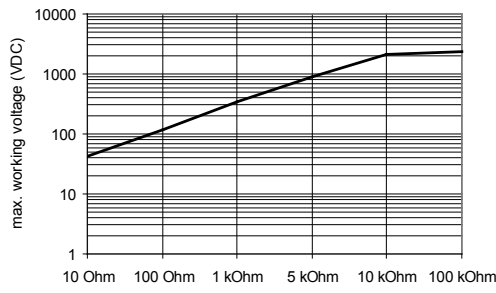


FEATURES

- Resistances from 0.05Ohm to 5MOhms
- Power Rating to 200Watt
- Resistance Tolerances to $\pm 1\%$
- TCR to $\pm 50\text{ppm/K}$
- TO-227 (TO-238) Housing



Pb-free Available
RoHS*
COMPLIANT

TABLE 1 – SPECIFICATIONS			
TYPE		KPN 2-T227	KHN 2-T227
Resistance Range		0.05 Ohms to 5 MOhms	
Power Rating	With heatsink	100 W	200 W
Tolerances from 0.05 Ohms from 0.1 Ohms		2% / 5% / 10% 1% / 2% / 5% / 10%	
Thermal Resistance		0.7 K/W	0.35 K/W
Stability (1000h)		1%	
Temperature Coefficient 0.05 to 0.099 Ohms 0.1 to 5 MOhms		$\pm 300\text{ ppm/K}$ $\pm 100\text{ ppm/K}$ upon request $\pm 50\text{ ppm/K}$	
Voltage Proof		Standard 1.5 kVDC / upon request 2.5 kVDC	
Inductivity		$\leq 50\text{ nH}$	
Capacity		$\leq 35\text{ pF}$	
Max. Voltage depending on resistance value			
Operating Temperature Range		-40 to 155°C	
Resistor Material		Thick Film	
Substrate		Al ₂ O ₃	
Housing		Plastic / Epoxy	
Connector Material		Cu / tinned	
Terminals		4 (Standard contact G - bended)	
Max. Torque backplate terminals		1.5 Nm 1.3 Nm	

ORDERING INFORMATION

Part Number - Resistance - Contact - Tolerance

KHN 2-T227 10R000/10R000 G 5%

FIGURE 1 – TEMPERATURE COEFFICIENT

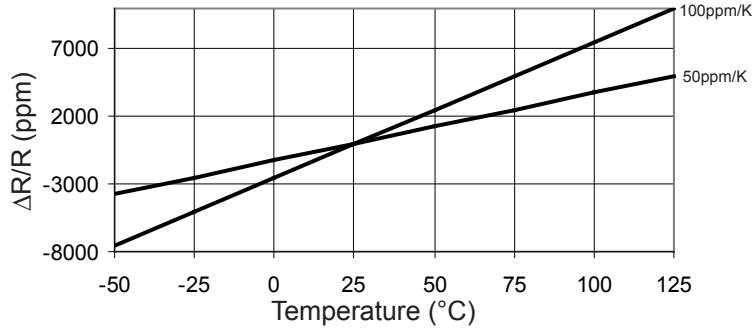
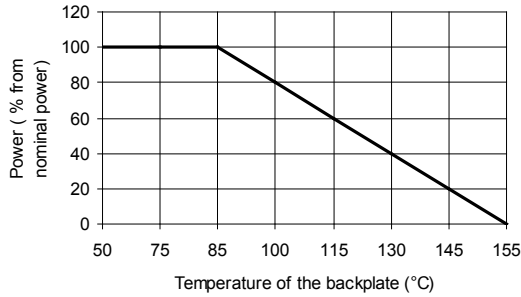


FIGURE 2 – DERATING



Power Rating Notes -

The KPN / KHN Series Resistors must be attached to a suitable heatsink.

The maximum internal resistor temperature is 155°C.

To specify an appropriate heatsink use the following formula :

$$R_{\theta H} = \frac{T_{MAX} - (P \times R_{\theta R}) - T_A}{P}$$

- Where:
- $R_{\theta H}$ = Thermal Resistance of Heatsink (K/W)
 - $R_{\theta R}$ = Thermal Resistance of Resistor (K/W)
 - T_{MAX} = Maximum Temperature of Resistor
 - T_A = Ambient Temperature of Heatsink (°C)
 - P = Power Through Resistor (W)

FIGURE 3 – PULSE STABILITY

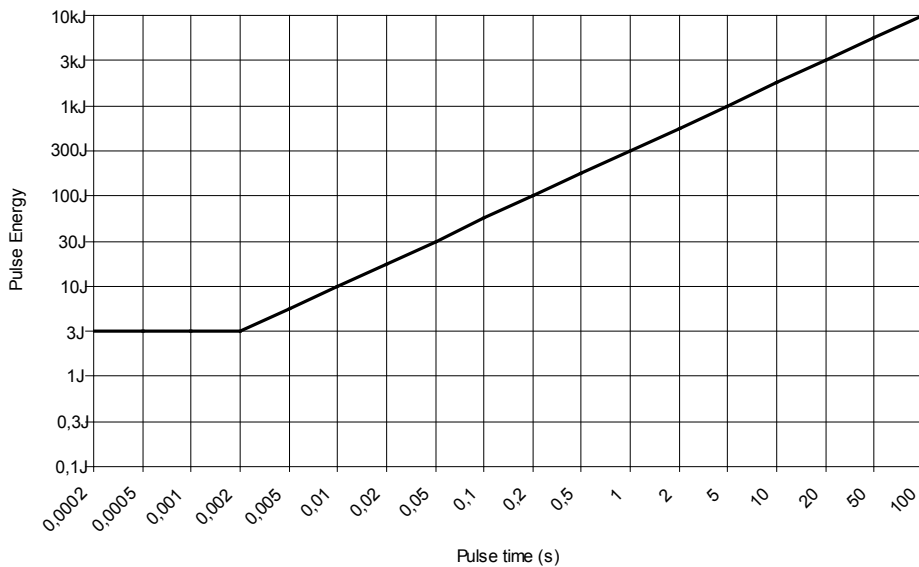
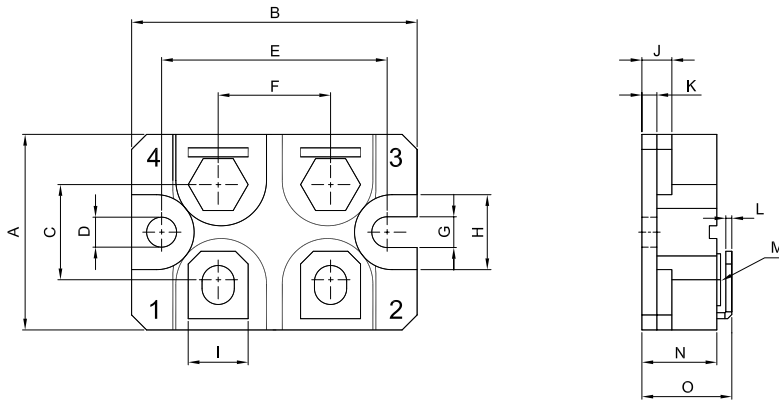
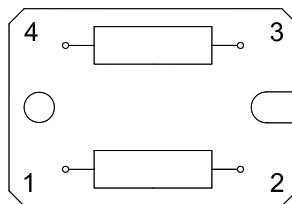


FIGURE 3—DIMENSIONS in mm (inches)



Dimension	mm
A ±0.5 (±0.020)	26 (1.02)
B ±0.5 (±0.020)	38 (1.50)
C ±0.2 (±0.008)	12.7 (0.50)
D ±0.2 (±0.008)	4 (0.16)
E ±0.2 (±0.008)	30 (1.18)
F ±0.2 (±0.008)	15 (0.59)
G ±0.2 (±0.008)	4.1 (0.16)
H ±0.2 (±0.008)	10 (0.39)
I ±0.2 (±0.008)	8 (0.31)
J ±0.2 (±0.008)	4 (0.16)
K ±0.2 (±0.008)	2 (0.08)
L ±0.1 (±0.004)	0.8 (0.03)
M	M4
N ±0.2 (±0.008)	10 (0.39)
O ±0.2 (±0.008)	11.9 (0.47)





Disclaimer

ALL PRODUCTS, PRODUCT SPECIFICATIONS AND DATA ARE SUBJECT TO CHANGE WITHOUT NOTICE.

Vishay Precision Group, Inc., its affiliates, agents, and employees, and all persons acting on its or their behalf (collectively, "VPG"), disclaim any and all liability for any errors, inaccuracies or incompleteness contained herein or in any other disclosure relating to any product.

The product specifications do not expand or otherwise modify VPG's terms and conditions of purchase, including but not limited to, the warranty expressed therein.

VPG makes no warranty, representation or guarantee other than as set forth in the terms and conditions of purchase. **To the maximum extent permitted by applicable law, VPG disclaims (i) any and all liability arising out of the application or use of any product, (ii) any and all liability, including without limitation special, consequential or incidental damages, and (iii) any and all implied warranties, including warranties of fitness for particular purpose, non-infringement and merchantability.**

Information provided in datasheets and/or specifications may vary from actual results in different applications and performance may vary over time. Statements regarding the suitability of products for certain types of applications are based on VPG's knowledge of typical requirements that are often placed on VPG products. It is the customer's responsibility to validate that a particular product with the properties described in the product specification is suitable for use in a particular application. You should ensure you have the current version of the relevant information by contacting VPG prior to performing installation or use of the product, such as on our website at vpgsensors.com.

No license, express, implied, or otherwise, to any intellectual property rights is granted by this document, or by any conduct of VPG.

The products shown herein are not designed for use in life-saving or life-sustaining applications unless otherwise expressly indicated. Customers using or selling VPG products not expressly indicated for use in such applications do so entirely at their own risk and agree to fully indemnify VPG for any damages arising or resulting from such use or sale. Please contact authorized VPG personnel to obtain written terms and conditions regarding products designed for such applications.

Product names and markings noted herein may be trademarks of their respective owners.

Copyright Vishay Precision Group, Inc., 2014. All rights reserved.