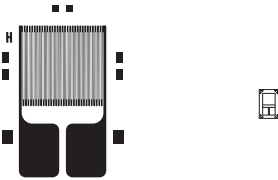
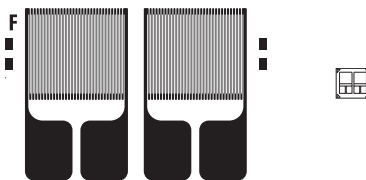
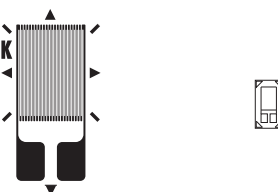


Transducer-Class® Strain Gages

GAGE PATTERN	Actual size shown. Enlarged when necessary for definition.		GAGE DESIGNATION See Note 1	RES. IN OHMS	STANDARD CREEP CODE	ENCAPSULATION OPTION AVAILABLE
	DIMENSIONS	<div style="border: 1px solid black; padding: 2px; display: inline-block;">inch</div> <div style="border: 1px solid black; padding: 2px; display: inline-block;">millimeter</div>				

				Widely used in 4-20mA transmitters and battery-operated transducers. †J5K pattern has 0.125 in (3.2mm) overall length and slightly longer matrix.			
GAGE LENGTH	OVERALL LENGTH	GRID WIDTH	OVERALL WIDTH	N3K-XX-S022H-50C/DP J5K-XX-S105H-50C/DP SK-XX-S022H-50C	5000 ± 0.3% 5000 ± 0.6% 5000 ± 0.6%	H H H	E2
0.050	0.11†	0.065	0.065				
1.27	2.8†	1.65	1.65				
MATRIX SIZE	0.15 L x 0.10 W		3.8 L x 2.5 W				

				Same applications as S022X above.			
GAGE LENGTH	OVERALL LENGTH	GRID WIDTH	OVERALL WIDTH	N3K-XX-S024F-50C/DP	5000 ± 0.3%	F	E2
0.050	0.11	0.065	0.140				
1.27	2.8	1.65	3.56				
MATRIX SIZE	0.16 L x 0.18 W		4.1 L x 4.6 W				

				Larger grid pattern than S022.			
GAGE LENGTH	OVERALL LENGTH	GRID WIDTH	OVERALL WIDTH	N2K-XX-S076K-45C/DP TK-XX-S076K-45C/DP SK-XX-S076K-45C	4500 ± 0.2% 4500 ± 0.2% 4500 ± 0.4%	K K K	E2 E2
0.100	0.18	0.080	0.080				
2.54	4.6	2.03	2.03				
MATRIX SIZE	0.25 L x 0.14 W		6.4 L x 3.6 W				

Note 1: Products shown in bold are not RoHS compliant.



Disclaimer

ALL PRODUCTS, PRODUCT SPECIFICATIONS AND DATA ARE SUBJECT TO CHANGE WITHOUT NOTICE.

Vishay Precision Group, Inc., its affiliates, agents, and employees, and all persons acting on its or their behalf (collectively, "VPG"), disclaim any and all liability for any errors, inaccuracies or incompleteness contained herein or in any other disclosure relating to any product.

The product specifications do not expand or otherwise modify VPG's terms and conditions of purchase, including but not limited to, the warranty expressed therein.

VPG makes no warranty, representation or guarantee other than as set forth in the terms and conditions of purchase. **To the maximum extent permitted by applicable law, VPG disclaims (i) any and all liability arising out of the application or use of any product, (ii) any and all liability, including without limitation special, consequential or incidental damages, and (iii) any and all implied warranties, including warranties of fitness for particular purpose, non-infringement and merchantability.**

Information provided in datasheets and/or specifications may vary from actual results in different applications and performance may vary over time. Statements regarding the suitability of products for certain types of applications are based on VPG's knowledge of typical requirements that are often placed on VPG products. It is the customer's responsibility to validate that a particular product with the properties described in the product specification is suitable for use in a particular application. You should ensure you have the current version of the relevant information by contacting VPG prior to performing installation or use of the product, such as on our website at vpgsensors.com.

No license, express, implied, or otherwise, to any intellectual property rights is granted by this document, or by any conduct of VPG.

The products shown herein are not designed for use in life-saving or life-sustaining applications unless otherwise expressly indicated. Customers using or selling VPG products not expressly indicated for use in such applications do so entirely at their own risk and agree to fully indemnify VPG for any damages arising or resulting from such use or sale. Please contact authorized VPG personnel to obtain written terms and conditions regarding products designed for such applications.

Product names and markings noted herein may be trademarks of their respective owners.

Copyright Vishay Precision Group, Inc., 2014. All rights reserved.