

# Tank Weighing Assembly

## FEATURES

- Rated capacities of 50 to 2500 pounds
- Steel or stainless steel construction
- Low profile design
- Trade certified for NTEP Class III: 10000 divisions and Class III: 5000 divisions available in 1000 to 2500 pounds
- Mounts directly to floor or structural support
- Unique neoprene isolation mount accommodates shock/vibration, thermal expansion and load misalignment
- *Sensorgage*™ sealed to IP65/67 standards
- Factory Mutual System Approved for Classes I, II, III; Divisions 1 and 2; Groups A through G. Also, non-incendive ratings (No barriers!)


## APPLICATIONS

- Tank, bin, and hopper weighing
- Batching, blending, and mixing
- Low capacity weighing

## DESCRIPTION

The 65059-TWA is low to mid capacity alloy steel weighing assembly.

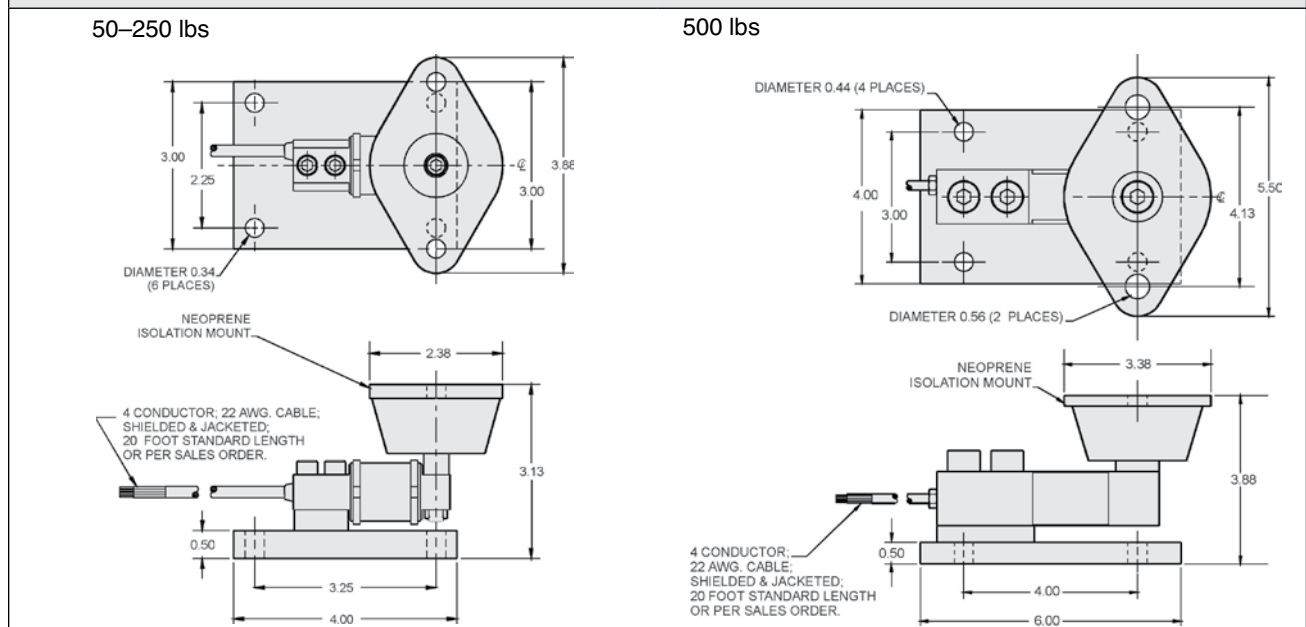
This product simply and easily converts any industrial tank, table, or platform into a high accuracy scale. The 65059 weighing assembly is shipped pre-assembled and ready to bolt between the support legs of a platform,



tank, or container and the concrete floor. The top pad of this assembly is constructed from a special stiff neoprene rubber. This pad further simplifies installation by creating a self-leveling system that eliminates the shimming process of the installation. This neoprene pad further benefits the user by creating a vibration dampening effect that helps protect and isolate the load cell. The load cell is available in both nickel-plated and stainless steel construction and sealed to IP67 standards, assuring reliability in industrial and wash down applications. The assembly is available only with zinc plating for corrosion resistance.

This weighing assembly is rated intrinsically safe by the Factory Mutual System (FM); making it suitable for use in potentially explosive environments. This weighing assembly is certified for Legal-for-Trade applications by both American NTEP and International OIML standards.

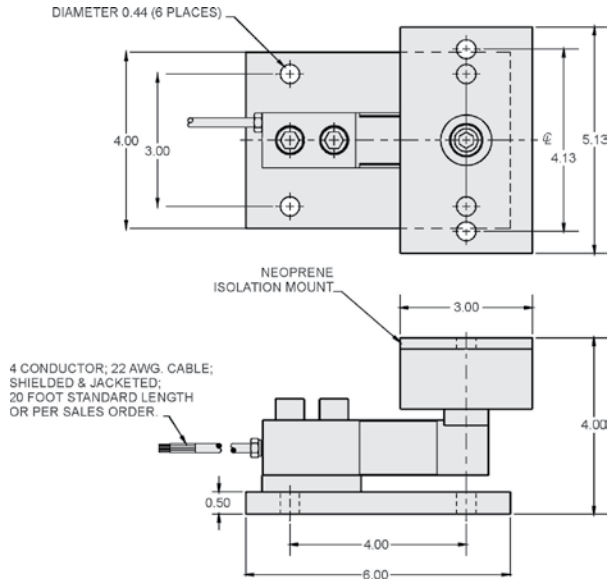
## OUTLINE DIMENSIONS in inches



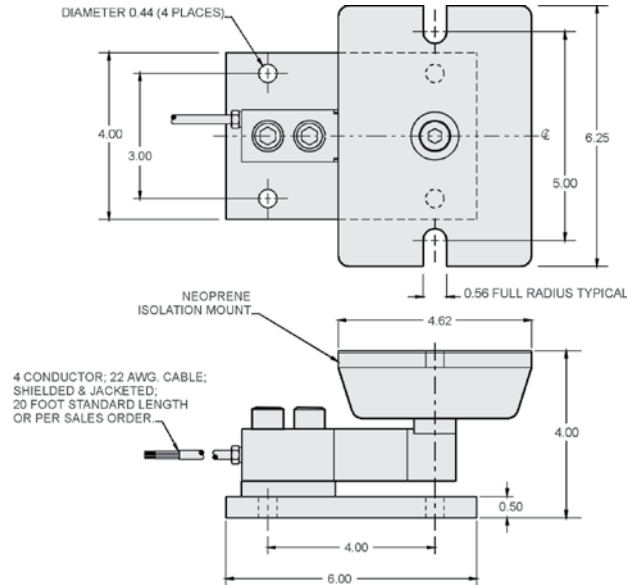
## Tank Weighing Assembly

### OUTLINE DIMENSIONS in inches

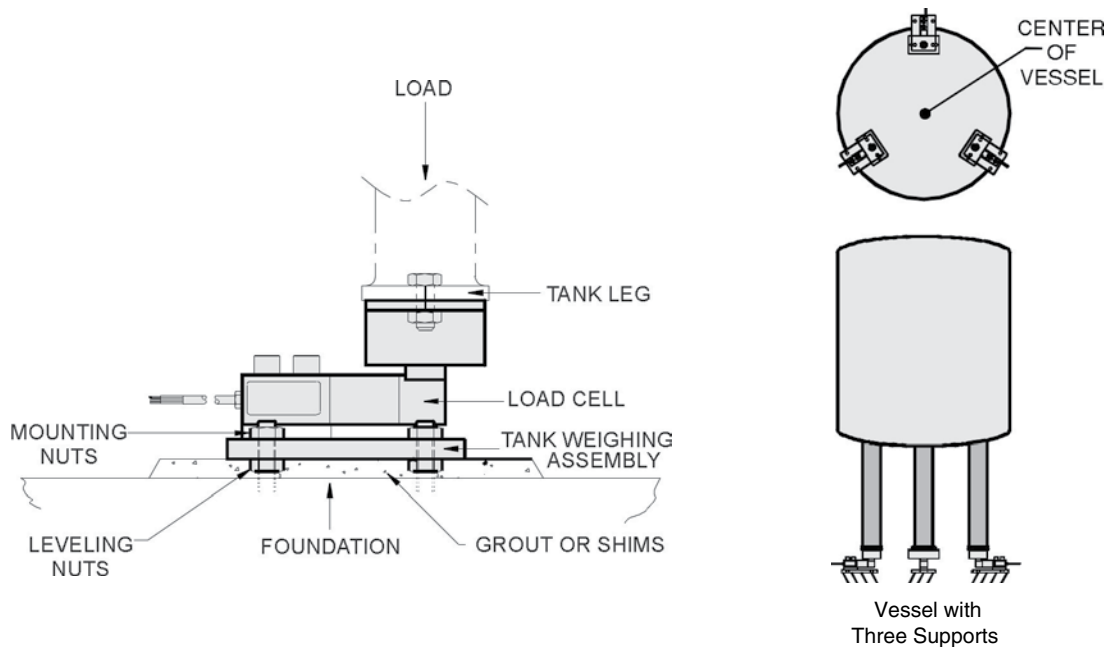
1k lbs



1.5k, 2k, 2.5k



### TYPICAL INSTALLATION



## Tank Weighing Assembly

SPECIFICATIONS				
PARAMETER	VALUE			UNIT
Rated capacity—R.C. (E <sub>max</sub> )	50, 75, 100, 150, 250, 500, 1k, 1.5k, 2.5k			lbs
NTEP/OIML accuracy class	NTEP IIIIL	Standard	OIML R60	
Maximum no. of intervals (n)	10000		3000*	
Y = E <sub>max</sub> /V <sub>min</sub>	NTEP cert. 86-044A2		6250	Maximum available
Rated output—R.O.	3.0			mV/V
Rated output tolerance	0.25			±% mV/V
Zero balance	1.0			±% FSO
Combined error	0.02	0.03	0.02	±% FSO
Non-repeatability	0.01	0.01	0.01	±% FSO
Creep error (30 minutes)	0.03	0.03	0.017	±% FSO
Temperature effect on zero	0.0010	0.0015	0.0010	±% of load/°F
Temperature effect on output	0.0008	0.0008	0.0007	±% of load/°F
Compensated temperature range	14 to 104 (–10 to 40)			°F (°C)
Operating temperature range	0 to 150 (–18 to 65)			°F (°C)
Storage temperature range	–60 to 185 (–50 to 85)			°F (°C)
Maximum safe central overload	150			% of R.C.
Ultimate central overload	300			% of R.C.
Excitation, recommended	10			VDC or VAC RMS
Excitation, maximum	15			VDC or VAC RMS
Input impedance	Capacities 50–250 lbs: 380-450	Cap. 500–2500 lbs: 343-357		Ω
Output impedance	Capacities 50–250 lbs: 349-355	Cap. 500–2500 lbs: 349-355		Ω
Insulation resistance at 50 VDC	>1000			MΩ
Material load cell	Nickel-plated alloy tool steel**			
Material assembly	Zinc-plated steel			
Environmental protection	IP67			
Recommended torque	All capacities up to 2500 lbs: 136			N*m

\* OIML approval 1k–2.5k lbs only

\*\* Stainless steel available

FSO—Full Scale Output

All specifications subject to change without notice.

## Disclaimer

ALL PRODUCTS, PRODUCT SPECIFICATIONS AND DATA ARE SUBJECT TO CHANGE WITHOUT NOTICE.

Vishay Precision Group, Inc., its affiliates, agents, and employees, and all persons acting on its or their behalf (collectively, "VPG"), disclaim any and all liability for any errors, inaccuracies or incompleteness contained herein or in any other disclosure relating to any product.

The product specifications do not expand or otherwise modify VPG's terms and conditions of purchase, including but not limited to, the warranty expressed therein.

VPG makes no warranty, representation or guarantee other than as set forth in the terms and conditions of purchase. **To the maximum extent permitted by applicable law, VPG disclaims (i) any and all liability arising out of the application or use of any product, (ii) any and all liability, including without limitation special, consequential or incidental damages, and (iii) any and all implied warranties, including warranties of fitness for particular purpose, non-infringement and merchantability.**

Information provided in datasheets and/or specifications may vary from actual results in different applications and performance may vary over time. Statements regarding the suitability of products for certain types of applications are based on VPG's knowledge of typical requirements that are often placed on VPG products. It is the customer's responsibility to validate that a particular product with the properties described in the product specification is suitable for use in a particular application. You should ensure you have the current version of the relevant information by contacting VPG prior to performing installation or use of the product, such as on our website at [vpgsensors.com](http://vpgsensors.com).

No license, express, implied, or otherwise, to any intellectual property rights is granted by this document, or by any conduct of VPG.

The products shown herein are not designed for use in life-saving or life-sustaining applications unless otherwise expressly indicated. Customers using or selling VPG products not expressly indicated for use in such applications do so entirely at their own risk and agree to fully indemnify VPG for any damages arising or resulting from such use or sale. Please contact authorized VPG personnel to obtain written terms and conditions regarding products designed for such applications.

Product names and markings noted herein may be trademarks of their respective owners.

Copyright Vishay Precision Group, Inc., 2014. All rights reserved.