

SHBxR Self-Aligning Accessories

FEATURES


- Capacities: 5–500 kg
- Hardened components at all load bearing surfaces
- Rocker pin load introduction
- Built-in horizontal movement control and lift-off protection
- Load cell (re)placement after installation of the mount
- **Optional**
 - Stainless steel or nickel-plated steel versions available
 - Stay rod assembly

APPLICATIONS

- Process control
- Batch weighing
- Silo/hopper weighing
- Belt scale weighing

DESCRIPTION

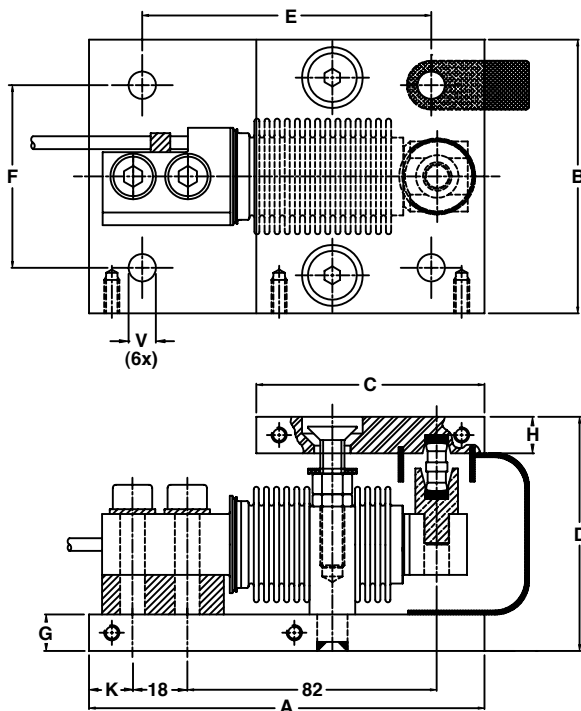
The SHBxR self-aligning silo mount, combined with the SHBxR load cell family, provides weighing assemblies suitable for process control, batch weighing, silo/hopper, and belt scale applications.



The SHBxR foot assembly is an ideal solution for low and medium capacity platform scales. The SHBxR mount and foot are based on a rocker pin design, combining excellent load introduction to the transducer with an overall low profile.

Hardened components are used at all load bearing surfaces. The stainless steel construction guarantees long-term reliability, even in the harshest environments.

OUTLINE DIMENSIONS in millimeters




CAPACITY	5–200 kg	350–500 kg
A	130	160
B	90	120
C	75	100
D	77	90
E	95	100
F	60	80
G	12	15
K	14.5	33.8
H	12	20
V	∅9	∅14

SHBxR Self-Aligning Accessories

ACCESSORIES


Self-Aligning Mount

The SHBxR mount permits controlled horizontal movement in all directions. The design allows the load cell to be (re)placed after installation of the mount. The critical load introduction area is mechanically protected.




Stay Rod Assembly

If major load movement is anticipated stay rods should be used to restrain a vessel or platform. The SHBxR stay rod assembly can be bolted to the mount prior to or after its installation.



Height Adjustable Foot

The stainless steel foot, which has 5 mm of adjustment, provides excellent load introduction to the transducer. The foot allows flexibility in platform design without compromising overall system performance.



ADDITIONAL INFORMATION		
MOUNT	5/200 kg	350/500 kg
Self-aligning mount		
Height, assembly + SHBxR (mm)	77	90
Outline drawing – stainless steel	499048-10	499095-10
Outline drawing – nickel-plated	499048-00	499095-00
Assembly guideline	AG 10/06-104/02	
Height adjustable foot		
Height, assembly + SHBxR (mm)	65+5	
Outline drawing – stainless steel	499070	
Stay rod assembly		
Outline drawing – stainless steel	499061-10	499068-10
Outline drawing – nickel-plated	499061-00	499068-00
Assembly guidelines	AG 09/06-202/02 and AG 01/07-200/03	



Disclaimer

ALL PRODUCTS, PRODUCT SPECIFICATIONS AND DATA ARE SUBJECT TO CHANGE WITHOUT NOTICE.

Vishay Precision Group, Inc., its affiliates, agents, and employees, and all persons acting on its or their behalf (collectively, "VPG"), disclaim any and all liability for any errors, inaccuracies or incompleteness contained herein or in any other disclosure relating to any product.

The product specifications do not expand or otherwise modify VPG's terms and conditions of purchase, including but not limited to, the warranty expressed therein.

VPG makes no warranty, representation or guarantee other than as set forth in the terms and conditions of purchase. **To the maximum extent permitted by applicable law, VPG disclaims (i) any and all liability arising out of the application or use of any product, (ii) any and all liability, including without limitation special, consequential or incidental damages, and (iii) any and all implied warranties, including warranties of fitness for particular purpose, non-infringement and merchantability.**

Information provided in datasheets and/or specifications may vary from actual results in different applications and performance may vary over time. Statements regarding the suitability of products for certain types of applications are based on VPG's knowledge of typical requirements that are often placed on VPG products. It is the customer's responsibility to validate that a particular product with the properties described in the product specification is suitable for use in a particular application. You should ensure you have the current version of the relevant information by contacting VPG prior to performing installation or use of the product, such as on our website at vpgsensors.com.

No license, express, implied, or otherwise, to any intellectual property rights is granted by this document, or by any conduct of VPG.

The products shown herein are not designed for use in life-saving or life-sustaining applications unless otherwise expressly indicated. Customers using or selling VPG products not expressly indicated for use in such applications do so entirely at their own risk and agree to fully indemnify VPG for any damages arising or resulting from such use or sale. Please contact authorized VPG personnel to obtain written terms and conditions regarding products designed for such applications.

Product names and markings noted herein may be trademarks of their respective owners.

Copyright Vishay Precision Group, Inc., 2014. All rights reserved.