

Aluminum Single-Point Load Cell

FEATURES

- Capacities 500–1000 kg
- Aluminum construction
- Single-point 800 x 800 mm platform
- Certified to OIML R60 3000d
- IP66 protection
- Available with metric threads


APPLICATIONS

- Large platform scales
- Hanging scales
- Check weighing

DESCRIPTION

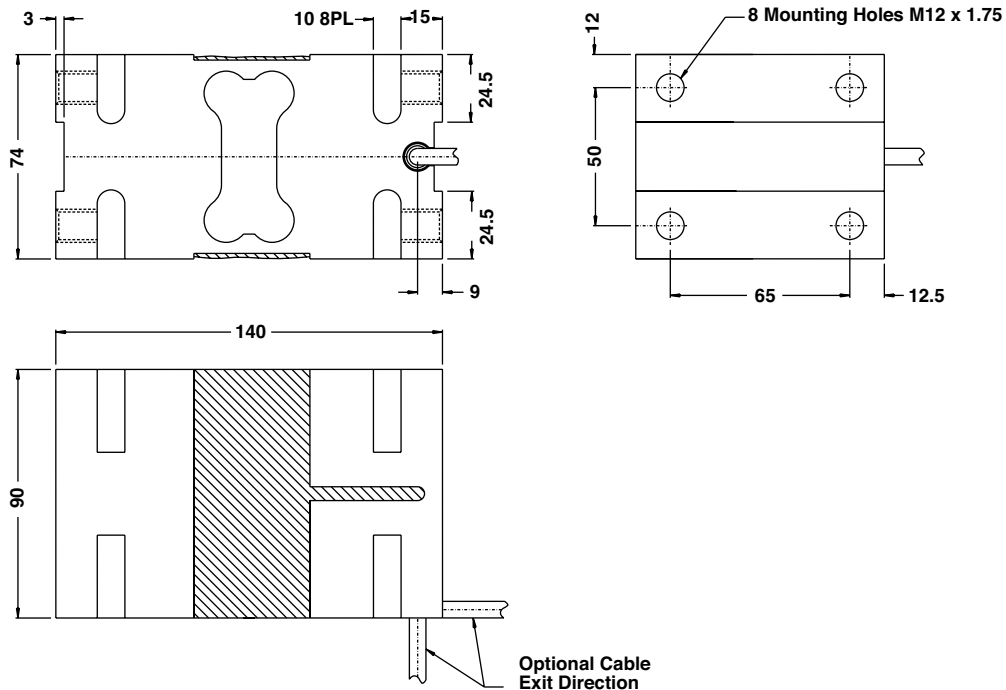
Model 1330 is a high capacity single-point load cell designed for direct mounting of low profile high capacity weighing platforms up to 800 x 800 mm.

The large platform size simplifies the construction of floor scales, baggage scales, hanging scales and other types of weighing machines.



A special humidity resistant protective coating assures long-term reliability. The two additional sense wires feed back the voltage reaching the load cell. Complete compensation of changes in lead resistance due to temperature change and/or cable extension, is achieved by feeding this voltage into the appropriate electronics.

OUTLINE DIMENSIONS in millimeters



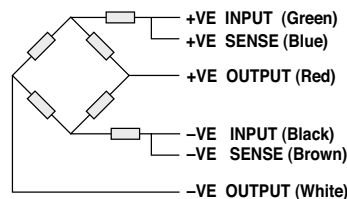
Aluminum Single-Point Load Cell

SPECIFICATIONS			
PARAMETER	VALUE		UNIT
Rated capacity—R.C. (E _{max})	500, 750, 1000		kg
NTEP/OIML accuracy class	Non-Approved	C3*	
Maximum no. of intervals (n)	1000	3000	
Y = E _{max} /V _{min}	2000	15000	Maximum available
Rated output—R.O.	2.0		mV/V
Rated output tolerance	0.2		±mV/V
Zero balance	0.2		±mV/V
Zero return, 30 min.	0.050	0.0170	±% of applied load
Total error	0.0300	0.0200	±% of rated output
Temperature effect on zero	0.0100	0.0023	±% of rated output/°C
Temperature effect on output	0.0030	0.0010	±% of applied load/°C
Eccentric loading error	0.0037	0.0025	±% of rated load/cm
Temperature range, compensated	-10 to +40		°C
Temperature range, safe	-20 to +70		°C
Maximum safe central overload	150		% of R.C.
Ultimate central overload	300		% of R.C.
Excitation, recommended	10		VDC or VAC RMS
Excitation, maximum	15		VDC or VAC RMS
Input impedance	415±15		Ω
Output impedance	350±3		Ω
Insulation resistance	>2000		MΩ
Cable length	3		m
Cable type	6-wire, braided, polyurethane, floating screen		Standard
Construction	Plated (anodized) aluminum		
Environmental protection	IP66		
Platform size (max)	800 x 800		mm
Recommended torque	130		N*m

* 50% utilization

All specifications subject to change without notice.

WIRING SCHEMATIC DIAGRAM
(Balanced temperature compensation)





Disclaimer

ALL PRODUCTS, PRODUCT SPECIFICATIONS AND DATA ARE SUBJECT TO CHANGE WITHOUT NOTICE.

Vishay Precision Group, Inc., its affiliates, agents, and employees, and all persons acting on its or their behalf (collectively, "VPG"), disclaim any and all liability for any errors, inaccuracies or incompleteness contained herein or in any other disclosure relating to any product.

The product specifications do not expand or otherwise modify VPG's terms and conditions of purchase, including but not limited to, the warranty expressed therein.

VPG makes no warranty, representation or guarantee other than as set forth in the terms and conditions of purchase. **To the maximum extent permitted by applicable law, VPG disclaims (i) any and all liability arising out of the application or use of any product, (ii) any and all liability, including without limitation special, consequential or incidental damages, and (iii) any and all implied warranties, including warranties of fitness for particular purpose, non-infringement and merchantability.**

Information provided in datasheets and/or specifications may vary from actual results in different applications and performance may vary over time. Statements regarding the suitability of products for certain types of applications are based on VPG's knowledge of typical requirements that are often placed on VPG products. It is the customer's responsibility to validate that a particular product with the properties described in the product specification is suitable for use in a particular application. You should ensure you have the current version of the relevant information by contacting VPG prior to performing installation or use of the product, such as on our website at vpgsensors.com.

No license, express, implied, or otherwise, to any intellectual property rights is granted by this document, or by any conduct of VPG.

The products shown herein are not designed for use in life-saving or life-sustaining applications unless otherwise expressly indicated. Customers using or selling VPG products not expressly indicated for use in such applications do so entirely at their own risk and agree to fully indemnify VPG for any damages arising or resulting from such use or sale. Please contact authorized VPG personnel to obtain written terms and conditions regarding products designed for such applications.

Product names and markings noted herein may be trademarks of their respective owners.

Copyright Vishay Precision Group, Inc., 2014. All rights reserved.