

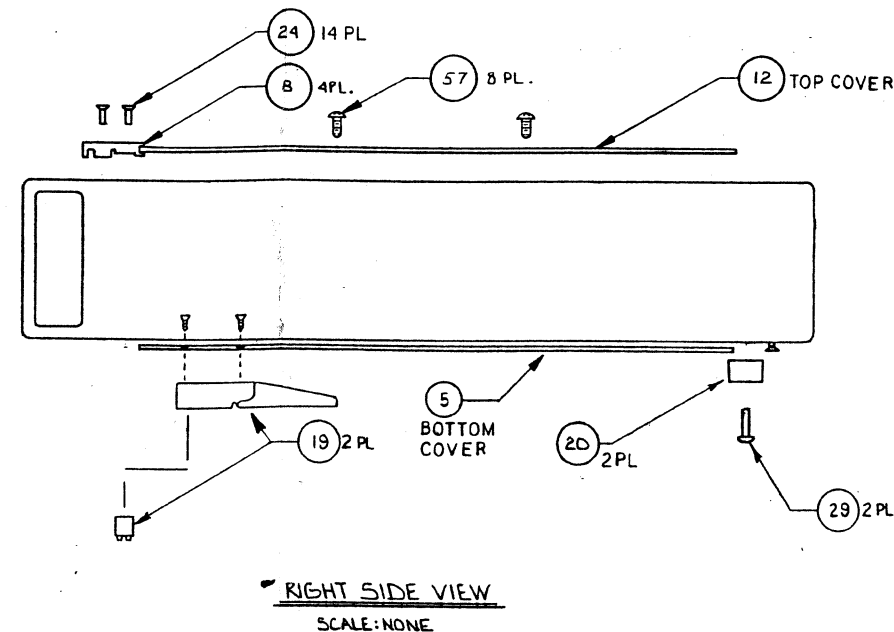
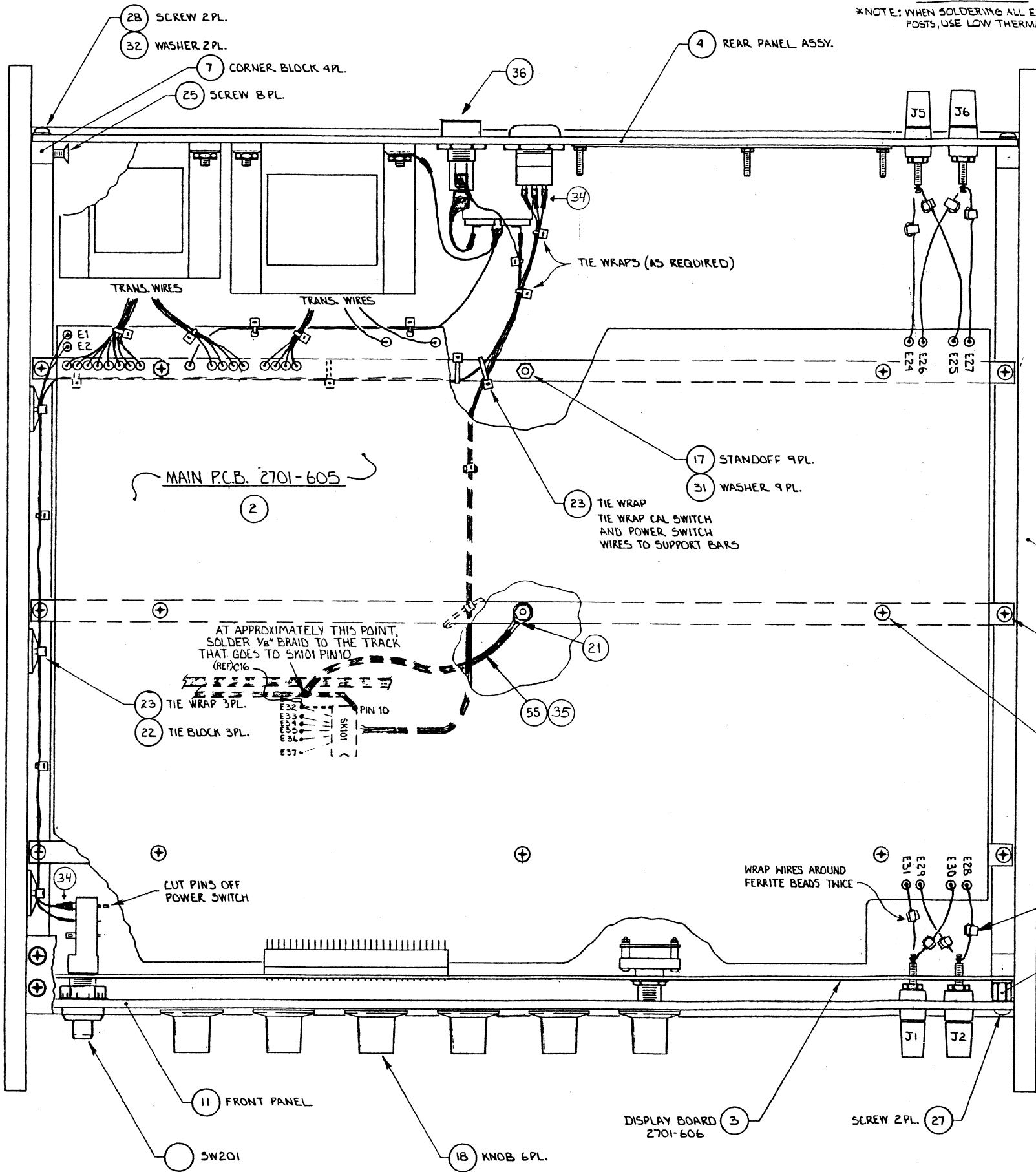
NOTES: (UNLESS OTHERWISE SPECIFIED)

① FOR PART LIST SEE 2701-403

REVISIONS				
ECO	LTR	DESCRIPTION	DATE	APPROVED

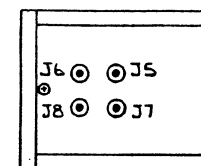
IMPORTANT

*NOTE: WHEN SOLDERING ALL EIGHT BINDING POSTS, USE LOW THERMAL SOLDER.

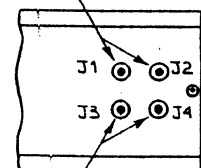


- ⑥ SIDE RAIL 2 PL.
- ②⑧ SCREW 6 PL.
- ③① WASHER 6 PL.
- ⑩ MAIN BD SUPPORT BAR 3 PL.
- ②⑥ SCREW 9 PL.
- ③② WASHER 9 PL.
- ⑤⑧ FERRITE BEAD 8 PL.
- ③② WASHER 2 PL.
- ①⑥ STANDOFF 2 PL.

PARTIAL REAR VIEW
SCALE: NONE



PARTIAL FRONT VIEW
SCALE: NONE



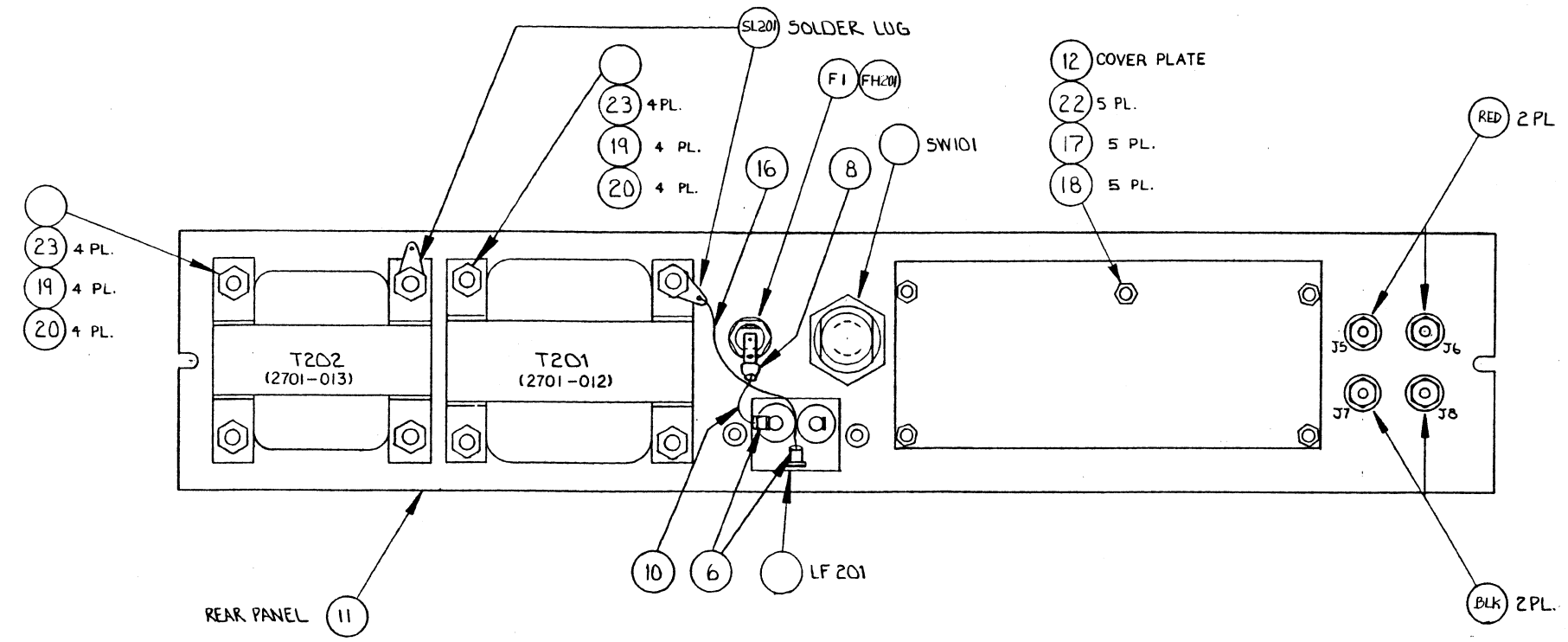
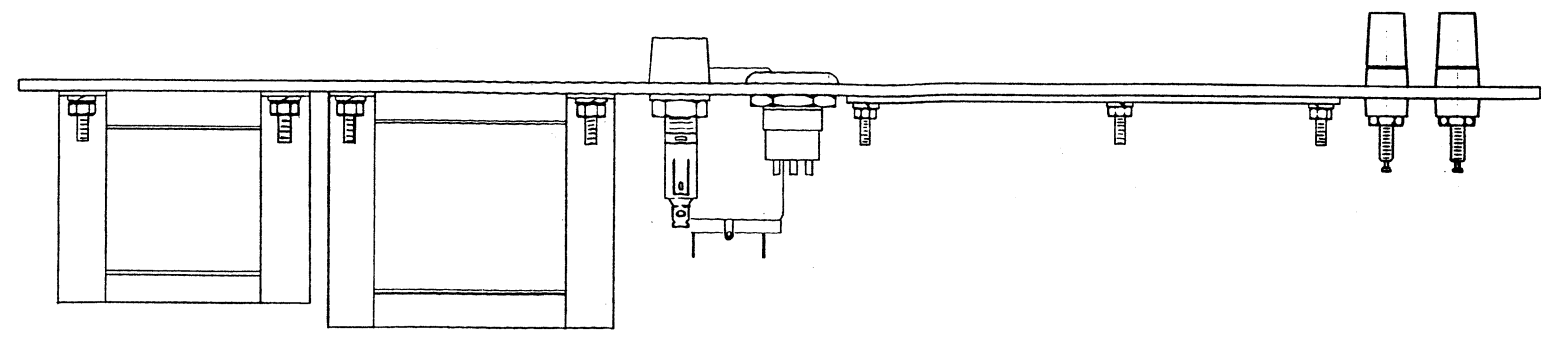
RED BINDING POST 2 PL.

BLK BINDING POST 2 PL.

TOLERANCES				MATERIAL		 Valhalla Scientific Inc. SAN DIEGO, CA
X = ± .30' .XX = ± .03 .XXX = ± .010						
BREAK ALL SHARP CORNERS AND EDGES, MACH SURFACES				FINISH		2701C CHASSIS ASSEMBLY SCALE 1:1 CODE IDENT 53504 SIZE D DRAWING NO 2701-403 REV J
64						
DASH NO	QTY REQD	NEXT ASSEMBLY	USED ON	SHEET 1 OF 1		

NOTES: (UNLESS OTHERWISE SPECIFIED)

REVISIONS				
ECO	LTR	DESCRIPTION	DATE	APPROVED



TOLERANCES				MATERIAL		 Valhalla Scientific Inc. SAN DIEGO, CA		
X = ± .30' .XX = ± .03 .XXX = ± .010				FINISH				
BREAK ALL SHARP CORNERS AND EDGES. MACH SURFACES				<small>The customer (you) is responsible for providing the correct dimensions and tolerances for all parts and assemblies. Valhalla Scientific Inc. will not be held responsible for any errors or omissions in the design or manufacturing of any part or assembly. All dimensions are in inches unless otherwise specified. All tolerances are unless otherwise specified.</small>		2701C REAR PANEL ASSY.		
DASH NO	QTY REQD	NEXT ASSEMBLY	USED ON	SCALE 1:1	CODE IDENT 53504	SIZE D	DRAWING NO 2701-404	REV D
				SHEET 1 OF 1				