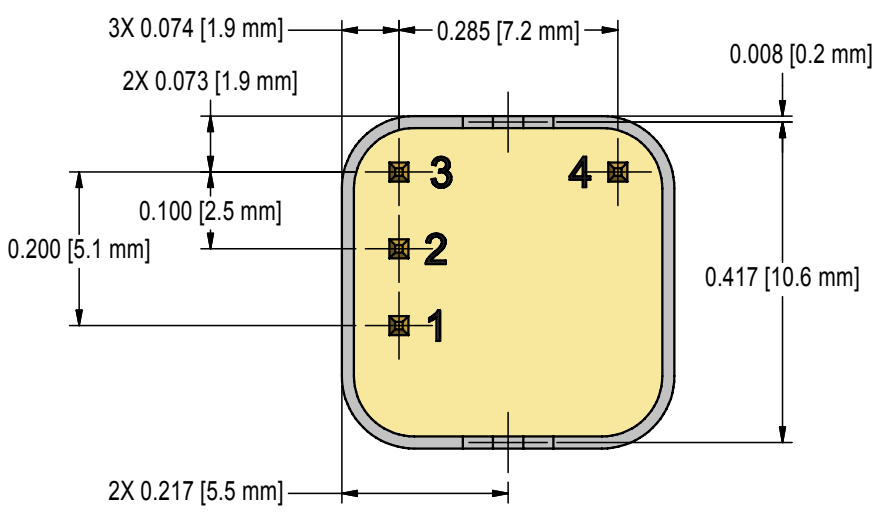
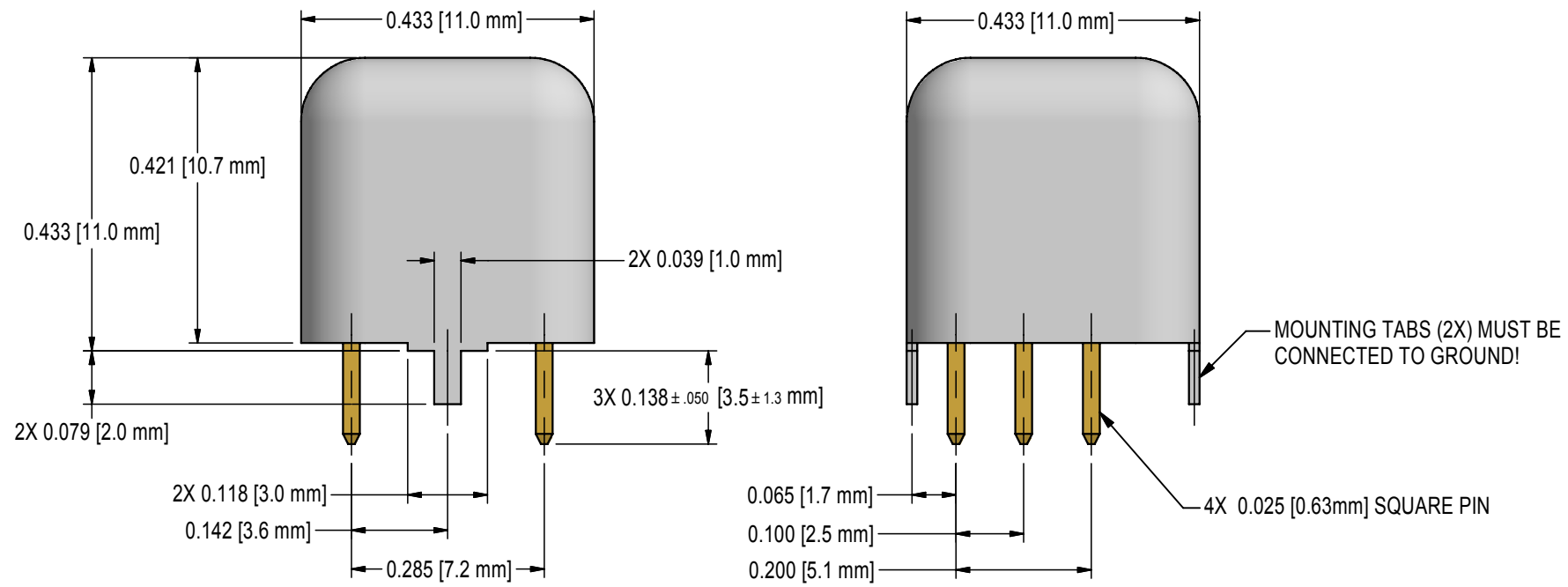
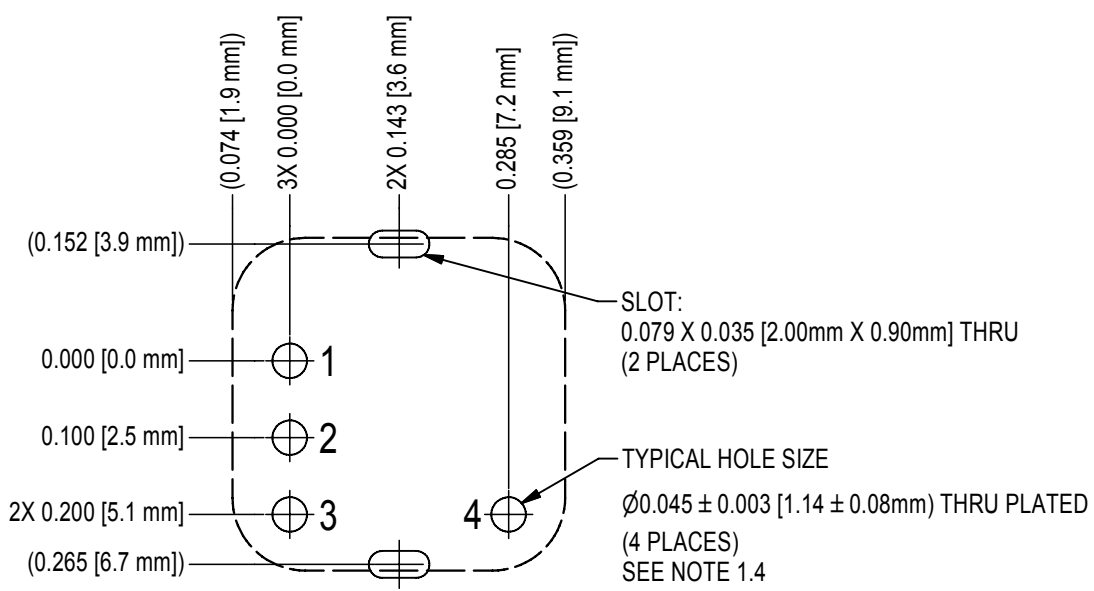


PROPRIETARY STATEMENT: ULTRAVOLT INC.
CONFIDENTIAL DRAWING

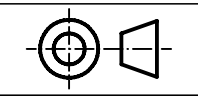
REVISIONS				
REV	DESCRIPTION	BY	DATE	APPD
A	RELEASED TO DOC-CTRL	A.S.	09/17/2012	



PCB MOUNTING (TOP VIEW)



- NOTES:
- 1- PINS:
 - 1.1- MATERIAL: GOLD PLATED 0.025 [0.63mm] SQUARE.
 - 1.2- THE CENTER OF THE PINS TABS ARE LOCATED FROM CENTER OF PIN 1.
 - 1.3- PINS 1 THRU 3 SPACING 0.100 [2.54mm] ON CENTER, HEIGHT FROM SEATING PLANE 0.079 [2.00mm] MIN.
 - 1.4- THIS IS A SUGGESTED MOUNTING PATTERN. PLEASE REVIEW IT FOR SUITABILITY IN YOUR APPLICATION.
 - 2- CONSTRUCTION:
 - STEEL, ZINC PLATED, 0.016 [0.40mm].
 - INSULATION: FULLY POTTED IN AN EPOXY RESIN.
 - 3- TOLERANCES, UNLESS OTHERWISE SPECIFIED:
 - 3.1- OVERALL ±0.030 [0.76mm]
 - 3.2- PIN TO PIN ±0.015 [0.38mm]
 - 3.3- PIN TO TAB ±0.020 [0.51mm]
 - 3.4- TAB TO TAB ±0.020 [0.51mm]
 - 3.5- TAB FEATURES ±0.020 [0.51mm]
 - 4- RoHS:
 - UNITS ARE RoHS COMPLIANT.



UNLESS OTHERWISE SPECIFIED DIMENSION ARE IN INCHES [mm] TOLERANCES ARE:			CUSTOMER		ULTRAVOLT, INC. 1800 OCEAN AVE. FRNT, RONKONKOMA, N.Y. 11779 1-631-471-4444
2 PL DEC ± .02	FRACT ± 1/64		DRAWN	Adrian Siu	
3 PL DEC ± .010	ANGLES ± 2'		CHECKED		1/3/2012
			CSD		
			MFG ENGR		
			MARKETING		
			QA		
			ENG		
			CFN: OL-075_revA_XS.idw		
DASH NUMBER	NEXT ASSY	USED ON	B PART NUMBER: OL-075		REV A
APPLICATION			SCALE NONE	DO NOT SCALE THIS DRAWING	SHEET 1 OF 1