




MOTOROLA
Semiconductors

master selection guide

master selection guide

JEDEC
PRO-ELECTRON







MOTOROLA
Semiconductors

SELECTING THE BEST SEMICONDUCTOR

Selecting the best semiconductor for a given application can pose a significant challenge. To simplify the task in selecting a "best" transistor, diode or other device for new designs, this book's selection tables include all popular Motorola semiconductor devices and applications. These guides permit a quick comparison of the preferred devices, and a pre-selection of semiconductors that are most suitable.

The selection tables are arranged to highlight the prime selection criteria in easy-to-use order. Since the important characteristics depend on the type of device, the selection tables take different forms. In silicon rectifiers, for example, peak reverse voltage, and average forward current are the basic criteria, and the devices are listed in order of these ratings. For other devices, such as transistors, other important characteristics or suggested applications are specified in their particular section.

The selection tables include only basic specifications. For complete information contact your nearest Motorola sales office or franchised distributor.

Beam-Fired, BET, CHAINMAKER, C.Q., Deka-Pak, Designer's, Econocap, Epibase, Epicap, EXbug, EXORciser, EXORDisk, EXORTape, Glassivated, HANDY Lab[®], HEP[®], LocaLogic, Isothermal, Limelight, McMOS, Meg-A-Life II, MEGALOGIC, MDTL, MECL, MECL 10,000, MECL III, MHTL, Micro-T, MIDA, MIKbug, MINIbug, Miniode, Mini-T, MLED, MMOS, MRTL, mW MRTL, MNMOS, MTTL, Multi-Cell II, Multi-Pak, QUIL, RamRod, Red Head, Surmetic, SWITCHMODE, Thermopad, Thermowatt, Unibloc, Uniwatt, Zero-TC, are trademarks of Motorola Inc. k-Pak is a trade name of Motorola Inc.

Annular Semiconductors and Field Relief Electrode are patented by Motorola Inc.



and are trademarks of Motorola Inc.

Information in this catalog is believed to be accurate and reliable. However, no responsibility is assumed by MOTOROLA for its use; nor for any infringement of patents or of other rights of third parties which may result from its use. No license is granted by implication or otherwise under any patent or patent rights of MOTOROLA with respect to such information.

©MOTOROLA INC., 1975
"All Rights Reserved"

Printed in Switzerland

INDEX

INTEGRATED CIRCUITS

MOS INTEGRATED CIRCUITS	1-1
M6800 Microcomputer Family (including MCM6800's)	1-2
MOS RAM's (excluding MCM6800's)	1-5
MOS ROM's (excluding MCM6800's)	1-6
McMOS MC14000 and MC14500 Series	1-7
McMOS MC14400 Series	1-8

BIPOLAR DIGITAL INTEGRATED CIRCUITS

MECL MC10,000 Series	2-2
MECL III MC1600 Series	2-4
MEGALOGIC LSI	2-5
Logic Products for Phase-Locked Loop Applications	2-6
MHTL MC660 Series	2-7
MDTL MC830/MC930 Series	2-8
(Includes MC1800/MC1900 Series Devices)	
MRTL MC700/MC800/MC900 Series	2-10
(Includes MC9700/MC9800 Series Devices)	
mW MRTL MC708/MC808/MC908 Series	2-11
(Includes MC9700/MC9800 Series Devices)	
MTTL Beam Lead Integrated Circuits (MCBC5400 Series)	2-12
MTTL Dielectrically Isolated Integrated Circuits	2-13
(MCE54H00/MCE74H00 Series, MCE5400/MCE7400 Series)	
MCE7000 Series Dielectrically Isolated Integrated Circuits	2-13
MDTL Dielectrically Isolated Integrated Circuits	2-14
(MCE930 Series)	
Special Bipolar Logic Products for Custom Applications	2-15

LINEAR INTEGRATED CIRCUITS

Interface Circuits	3-2
Operational Amplifiers	3-14
High-Frequency Amplifiers	3-17
Regulators	3-19
Special-Purpose Circuits	3-21
Consumer Devices	3-22
Linear IC Packages	3-25

DISCRETE SEMICONDUCTORS

AMPLIFIERS

Reference	4-81
-----------------	------

CHIPS

Virtually every device manufactured by Motorola is available in chip form.
Contact your Motorola representative for more information.

DIODES

4-Layer	4-105
Avalanche Regulator	4-77
Current Regulator	4-80
Dual	4-82
Epicap Tuning	4-66
Forward Reference	4-82
Hot-Carrier	4-72
Hyper-Abrupt Junction Tuning	4-70
PIN Switching	4-72
Plastic Hot-Carrier	4-72
Precision Reference	4-81

Temperature Compensated Zener Reference	4-82
Transient Suppressor	4-83
Tuning Diode	4-66
Voltage Regulator	4-81
Zener Diodes Device Options	4-76
Zener	4-77
Zener Reference	4-79
MICRO-T TRANSISTORS AND DIODES	4-47
OPTOELECTRONICS	
Couplers/Isolators	4-109
Detectors	4-111
Light-Emitting Diodes	4-110
RECTIFIERS	
Bridges	4-89
Fast Recovery	4-91
General-Purpose	4-86
High Current Multi-Cell Diodes	4-88
High Current Multi-Cell Circuits	4-90
Hot-Carrier Power	4-92
Special Purpose	4-93
RF MODULES	
Hybrid Amplifier	4-61
THYRISTORS	4-95
TRANSISTORS	
Field-Effect	4-29
Multiple and Darlington	4-35
Plastic Encapsulated Small-Signal	4-21
Small-Signal Hermetic	4-13
Silicon Power	4-2
Silicon RF	4-51
Silicon Power Voltage Regulator	4-10
Unijunctions	4-104
TRIGGERS	
4-Layer Diodes	4-105
Diacs	4-105
Silicon Bidirectional Switch	4-105
Silicon Unidirectional Switch	4-105
DEVICES FOR MILITARY APPLICATIONS	5-1
APPLICATION NOTE SELECTION GUIDE	6-1
ENGINEERING BULLETIN SELECTION GUIDE	6-4
CATALOG INDEX	7-1
<hr/>	
POPULAR PRO-ELECTRON DEVICE TYPES	Section 8
Small Signal Transistors, TO-92	1
Small Signal Transistors, TO-5, TO-18, TO-39	7
Power Transistors, Case 77, 90, TO-3, TO-39 (Uniwatt, Duowatt)	8
RF Transistors, SOT-2, TO-72, (See also TO-92 Types)	11
Zener Diodes	11
Rectifiers Products	12
Special Purpose Diodes	13
Linear Integrated Circuits	14



MOS

INTEGRATED CIRCUITS

MOS INTEGRATED CIRCUITS

Motorola's MOS Lines range from standard SSI to MSI and LSI functions. Most devices are available in two temperature/voltage ranges, and in both plastic and ceramic packages. Over 200 different devices are offered.

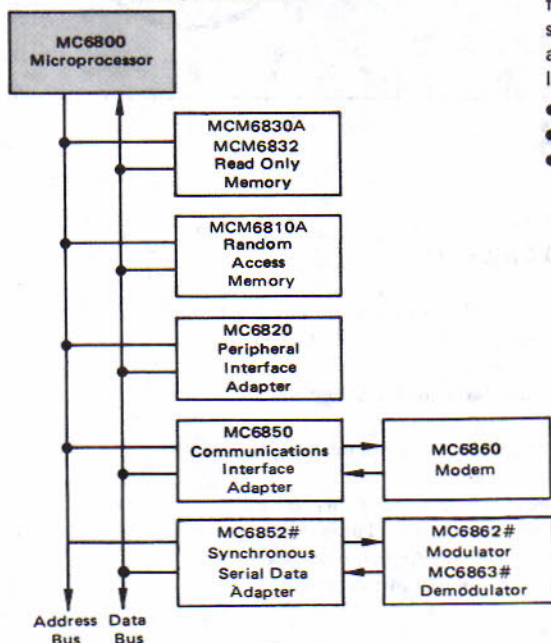
The two major MOS lines include complementary MOS (McMOS) and NMOS Circuits.

The McMOS family is available in a wide variety of basic and complex logic functions at medium speeds and very low power dissipation.

The NMOS products include the M6800 microcomputer components and an array of memory devices. RAMs, ROMs, Character generators, and unique micro-computer parts, such as Peripheral Interface Adapter (PIA), Asynchronous Communications Interface Adapter (ACIA), and MODEM are part of this series.



TABLE OF CONTENTS

	Page
M6800 Microcomputer Family (Including MCM6800's)	1-2
MOS RAMs (Excluding MCM6800's).	1-5
MOS ROMs (Excluding MCM6800's).	1-6
McMOS MC14000 and MC14500 Series.	1-7
McMOS MC14400 Series.	1-8

M6800 MICROCOMPUTER FAMILY
BLOCK DIAGRAM

The M6800 family of parts has been designed to set the standard for microcomputer system architecture. The family provides total-system building functions, yet is designed with the flexibility to allow growth. Programmable logic is designed to replace hardwired logic and costly custom microcomputer functions.

- Minimum System Approach
- Powerful Instructions
- Comprehensive Support:
 - Systems Development Tools
 - Software
 - Documentation
 - Applications Aid



FUNCTIONS AND CHARACTERISTICS

Function	Type	Case	Comments
Microprocessor	MC6800L	699	Monolithic 8-bit MPU forming the central control function for the M6800 family. Bi-directional data bus, 8-bit parallel processing, 16-bit address bus capable of addressing 65K bytes of memory, 72 instructions. DMA and multiple processor capability.
Peripheral Interface Adapter	MC6820L	699	Interfaces MPU to peripherals through two 8-bit bi-directional peripheral data buses and four control lines. Programmed by the MPU during system initialization.
Asynchronous Communications Interface Adapter	MC6850L	684	Provides the data formatting and control to interface serial asynchronous data communications information to bus organized systems. Programmable control register provides variable word lengths, clock division ratios, transmit control, receive control, and interrupt control.
Synchronous Serial Data Adapter #	MC6852L#	684	Provides a bi-directional interface for simultaneously transmitting and receiving standard synchronous communications characters. Programmable control for variable word lengths, synchronization, and interrupt.
Digital Modem	MC6860L	684	Provides necessary modulation and control to implement serial data communications link, over voice-grade channel, utilizing FSK at bit rates to 600 bps.
2400 bps Digital Modulator #	MC6862L #	684	Provides necessary modulation and control to implement serial data communications link, over voice-grade channel, utilizing DPSK at bit rates of 1200 or 2400 bps.
2400 bps Digital Demodulator#	MC6863L#	684	Provides necessary demodulation and control to implement serial data communications link, over voice-grade channel, utilizing DPSK at bit rates of 1200 or 2400 bps.

#To be announced.

THE M6800 MICROCOMPUTER FAMILY (continued)


Device No.	No. of Bits	Description	Organization	Access Time (ns max)	Power Supplies (V)	No. of Pins	Case
RANDOM ACCESS MEMORIES (Silicon Gate NMOS)							
MCM6810A	1024	Static	128 x 8	500	+5	24	684
MCM68111A#	1024	Static, Common I/O and Output Disable	256 x 4	450	+5	18	680, 707
MCM68112A#	1024	Static, Common I/O	256 x 4	450	+5	16	620, 648
MCM6815A#	4096	Dynamic	4096 x 1	300	+12, +5, -5	22	677, 708
MCM6815A2#	4096	Dynamic	4096 x 1	200	+12, +5, -5	22	677, 708

READ ONLY MEMORIES (Silicon Gate NMOS unless otherwise noted)							
MCM6830A*	8192	Mask-Programmable	1024 x 8	500	+5	24	684
MCM68317*#	16384	Mask-Programmable	2048 x 8	500	+5	24	684
MCM6832*†	16384	Mask-Programmable	2048 x 8	550	+12, +5, -5	24	684
MCM68708#	8192	Alterable	1024 x 8	500	+12, +5, -5	24	TBA

*Mask-programmable ROMs are manufactured according to a bit-pattern supplied by the customer. A special device number (SCMxxxx) is assigned to each individual pattern.

#To be announced

† Metal Gate NMOS



M6800 SYSTEM SUPPORT

Numerous semiconductor devices are available to enhance the capabilities of the M6800 Family of integrated circuits. Among these, the following should be given special attention (characteristics are given in the indicated section of this Master Selection Guide):

NMOS Random Access Memories NMOS Read Only Memories	Various sizes and types of MOS memories are available to supplement those in the M6800 Family.
MEGALOGIC LSI	These computer-oriented products are a natural complement for MPU-based systems.
Linear Interface Circuits	A broad spectrum of interface circuits will be of particular interest to microcomputer system designers.
McMOS Integrated Circuits	Many of the newer McMOS devices are specialized functions which fit specific needs of microcomputer systems.
MPU Clock Buffer (Multiple Transistor)	The MPQ6842 provides the requirements of the clock buffer for ϕ_1 and ϕ_2 inputs of the MPU.

In addition to the categories listed, Two-Phase Clocks (MC6870A, MC6870B, and MC6871A) are available from Motorola Inc., Component Products Department, 2553 North Edgington, Franklin Park, Illinois 60131.


M6800 SYSTEM SUPPORT (continued)

M6800 SUPPORT HARDWARE

EXORciser



Evaluation Module



EXORdisk



EXORtape

EXORciser	Ability to emulate a user's system makes the EXORciser an efficient and economical means for development of M6800 Microprocessor Systems. The optional modules can be arranged to represent the user's proposed system, optional Resident Software permits editing, assembling, and modification of programs.
Evaluation Module	This complete board has all of the M6800 Family devices for ease of parts evaluation. It can be used to run simple programs for familiarization with the system as well as evaluation prior to actual system development with the EXORciser.
EXORdisk	The EXORdisk (Motorola's floppy disk) speeds up microcomputer program development; it is many times faster than teletype or paper tape.
EXORtape	The EXORtape (Motorola's high-speed paper tape reader) provides high-speed reading of paper tape for efficient program loading, editing, and assembling.

M6800 SUPPORT SOFTWARE

Compatible software is available in a variety of forms:

Resident Software	Used with the EXORciser or Evaluation Module, this package consists of the Editor — for editing operations on lines or character strings — and the Assembler — which uses a two-pass operation to produce listing and object tape.
Commercial Timesharing	M6800 software is available on several commercial timesharing services. As circumstances indicate, others will be added.
Host Computer Software	Two software packages are available for host computers: 1. Standard package, normally supplied by vendors; 2. Full capability package, pre-tailored to customer.



Random Access Memories are useful wherever temporary storage is required. They find application in large mainframe memory systems, minicomputers, and conventional digital control circuits.

RAMs which are specifically intended for use with the M6800 Microcomputer Family are shown in another table.

Device No.	No. of Bits	Description	Organization	Access Time (ns max)	Power Supplies (V)	No. of Pins	Case
SILICON GATE NMOS							
MCM2102*	1024	Static	1024 x 1	1000	+5	16	620, 648
MCM2102-1*	1024	Static, High Speed	1024 x 1	500	+5	16	620, 648
MCM2102-2*	1024	Static	1024 x 1	650	+5	16	620, 648
MCM2102A*	1024	Static, Very High Speed	1024 x 1	350	+5	16	620, 648
MCM2102A2*	1024	Static, Very High Speed	1024 x 1	250	+5	16	620, 648
MCM2102A4*	1024	Static, Very High Speed	1024 x 1	450	+5	16	620, 648
MCM2111A*	1024	Static, Common I/O and Output Disable	256 x 4	350	+5	18	680, 707
MCM2111A2*	1024	Static, Common I/O and Output Disable	256 x 4	250	+5	18	680, 707
MCM2111A4*	1024	Static, Common I/O and Output Disable	256 x 4	450	+5	18	680, 707
MCM2112A*	1024	Static, Common I/O	256 x 4	350	+5	16	620, 648
MCM2112A2*	1024	Static, Common I/O	256 x 4	250	+5	16	620, 648
MCM2112A4*	1024	Static, Common I/O	256 x 4	450	+5	16	620, 648
MCM6604	4096	Dynamic	4096 x 1	350	+12, +5, -5	16	690, 648
MCM6604-2	4096	Dynamic	4096 x 1	250	+12, +5, -5	16	690, 648
MCM6604-4	4096	Dynamic	4096 x 1	300	+12, +5, -5	16	690, 648
MCM6605A	4096	Dynamic	4096 x 1	300	+12, +5, -5	22	677, 708
MCM6605A1	4096	Dynamic	4096 x 1	150	+12, +5, -5	22	677, 708
MCM6605A2	4096	Dynamic	4096 x 1	200	+12, +5, -5	22	677, 708
MCM6616*	16384	Dynamic	16384 x 1	350	+12, +5, -5	16	TBA

METAL GATE CMOS

MCM14505A	64	Static, -55 to +125° C	64 x 1	550#	+3 to +18	14	632
MCM14505C	64	Static, -40 to +85° C	64 x 1	650#	+4.5 to +16	14	632, 646
MCM14537A	256	Static, -55 to +125° C	256 x 1	4000#	+3 to +18	16	690
MCM14537C	256	Static, -40 to +85° C	256 x 1	6000#	+4.5 to +16	16	690
MCM14552A	256	Static, -55 to +125° C	64 x 4	3000#	+3 to +18	24	684
MCM14552C	256	Static, -40 to +85° C	64 x 4	6000#	+4.5 to +16	24	684, 709

*To be announced

#Measured with $V_{DD} = +5V$, $T_A = 25^\circ C$ L SUFFIX
CERAMIC PACKAGE
CASE 620L SUFFIX
CERAMIC PACKAGE
CASE 632P SUFFIX
PLASTIC PACKAGE
CASE 646P SUFFIX
PLASTIC PACKAGE
CASE 648L SUFFIX
CERAMIC PACKAGE
CASE 677L SUFFIX
CERAMIC PACKAGE
CASE 680L SUFFIX
CERAMIC PACKAGE
CASE 684L SUFFIX
CERAMIC PACKAGE
CASE 690P SUFFIX
PLASTIC PACKAGE
CASE 707P SUFFIX
PLASTIC PACKAGE
CASE 708P SUFFIX
PLASTIC PACKAGE
CASE 709



Motorola's Read Only Memories include both pre-programmed memories and mask-programmable memories for custom applications.

The character generators are useful in CRT displays as well as in digital printers. Together with the code converters, which facilitate interface circuitry when going from one character standard to another, they provide a wide choice of devices for data display systems. ROMs are also available to provide the rhythm patterns for electronic organs.

ROMs which are specifically intended for use with the M6800 Microcomputer Family are shown in another table.

Device No.	No. of Bits	Description	Organization	Access Time (ns max)	Power Supplies (V)	No. of Pins	Case
METAL GATE NMOS							
MCM6550*	7168	Mask-Programmable, Static, Rhythm	16 Patterns of 24 or 32 Beats	$t_{cyc} = 1 \text{ ms}$	+15, +5, -3	40	699, 711
MCM6560*	8192	Mask-Programmable, Addressable	1024 x 8 or 2048 x 4	350	+12, +5, -3	24	684, 709
Pre-Programmed Standard Memories:							
MCM6561		Binary Code Converter	1024 x 8				
MCM6562		Binary Code Converter	1024 x 8				
MCM6570*	8192	Mask-Programmable 9 x 7 Character Generator, Horizontal Scan, Shift Capability	128c x (9 x 7)	500	+12, +5, -3	24	684, 709
Pre-Programmed Standard Memories:							
MCM6571		ASCII Characters and Greek, Shifted					
MCM6571A		ASCII Characters and Greek, Shifted					
MCM6572		ASCII and Greek, Not Shifted					
MCM6573		Japanese Characters, Not Shifted					
MCM6574		Math Symbols and Pictures, Shifted					
MCM6575		Alphanumeric Control Characters, Shifted					
MCM6576		British Standard Characters, Shifted					
MCM6577		German Standard Characters, Shifted					
MCM6578		French Standard Characters, Shifted					
MCM6579		General European Standard Characters, Shifted					
MCM6580*	8192	Mask-Programmable 7 x 9 Character Generator, Vertical Scan, Shift Capability	128c x (7 x 9)	400	+12, +5, -3	24	684, 709
Pre-Programmed Standard Memories:							
MCM6581		ASCII Characters and Greek, Shifted					
MCM6583		Japanese Characters, Not Shifted					
MCM6590*	16384	Mask-Programmable, Static	2048 x 8	800	+12, +5, -3	24	684
Pre-Programmed Standard Memory:							
MCM6591		Universal Code Converter					

METAL GATE CMOS

MCM14524A*	1024	Mask-Programmable, -55 to +125°C	256 x 4	2650#	+3 to +18	16	620
MCM14524C*	1024	Mask-Programmable, -40 to +85°C	256 x 4	3975#	+4.5 to +16	16	620, 648

*Mask-programmable ROMs are manufactured according to a bit-pattern supplied by the customer. A special device number (SCMxxxx) is assigned to each individual pattern. #Measured with $V_{DD} = +5 \text{ V}$, $T_A = 25^\circ \text{C}$



L SUFFIX
RAMIC PACKAGE
CASE 620




P SUFFIX
PLASTIC PACKAGE
CASE 648



L SUFFIX
CERAMIC PACKAGE
CASE 684



L SUFFIX
CERAMIC PACKAGE
CASE 699




P SUFFIX
PLASTIC PACKAGE
CASE 709



P SUFFIX
PLASTIC PACKAGE
CASE 711


MC14000 and MC14500 Series Complementary MOS



L SUFFIX
CERAMIC PACKAGE
CASE 620



L SUFFIX
CERAMIC PACKAGE
CASE 632



P SUFFIX
PLASTIC PACKAGE
CASE 646



P SUFFIX
PLASTIC PACKAGE
CASE 648

The McMOS series of monolithic integrated logic circuits is designed to provide the system design engineer with a medium-speed integrated circuit family which approaches the ideal in performance. The low power dissipation and flexible power supply requirements of this family of devices greatly simplify power supply design, and the high noise immunity and large fanout capability reduce parts count and simplify printed circuit board layout.

All devices may also be obtained in chip form for the manufacturer of hybrid microcircuits.

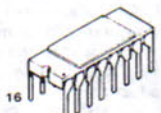
FEATURES

- Quiescent Power Dissipation = 10 nW/pkg typical for Gates
- High Noise Immunity = 45% of V_{DD} typical
- Single or Multiple Supply Operation
– Positive or Negative
- Fan-out > 50
- Output Logic Excursion Independent of Fan-out
- Diode Protection on All Inputs

$V_{DD} = 3.0 \text{ Vdc}$ to 18 Vdc , $T_A = -55^\circ\text{C}$ to $+125^\circ\text{C}$ for AL Suffix
 $V_{DD} = 3.0 \text{ Vdc}$ to 16 Vdc , $T_A = -40^\circ\text{C}$ to $+85^\circ\text{C}$ for CL/CP Suffix



L SUFFIX
CERAMIC PACKAGE
CASE 684



L SUFFIX
CERAMIC PACKAGE
CASE 690



P SUFFIX
PLASTIC PACKAGE
CASE 709


Function	Type	Case
Dual 3-Input NOR Gate plus Inverter	MC14000	632,646
Quad 2-Input NOR Gate	MC14001	632,646
Dual 4-Input NOR Gate	MC14002	632,646
18-Bit Static Shift Register	MC14006	632,646
Dual Complementary Pair Plus Inverter	MC14007	632,646
4-Bit Full Adder	MC14008	620,648
Quad 2-Input NAND Gate	MC14011	632,646
Dual 4-Input NAND Gate	MC14012	632,646
Dual Type D Flip-Flop	MC14013	632,646
8-Bit Static Shift Register	MC14014	620,648
Dual 4-Bit Static Shift Register	MC14015	620,648
Quad Analog Switch/Quad Multiplexer	MC14016	632,646
Decade Counter/Divider	MC14017	620,648
14-Bit Binary Counter	MC14020	620,648
8-Bit Static Shift Register	MC14021	620,648
Octal Counter/Divider	MC14022	620,648
Triple 3-Input NAND Gate	MC14023	632,646
Seven Stage Ripple Counter	MC14024	632,646
Triple 3-Input NOR Gate	MC14025	632,646
Dual J-K Flip-Flop	MC14027	620,648
BCD-To-Decimal Decoder/ Binary-To-Octal Decoder	MC14028	620,648
Triple Serial Adder (Positive Logic)	MC14032	620,648
8-Bit Universal Bus Register	MC14034	684,709
4-Bit Parallel-In/Parallel-Out Shift Register	MC14035	620,648
Triple Serial Adder (Negative Logic)	MC14038	620,648
12-Bit Binary Counter	MC14040	620,648
Quad Latch	MC14042	620,648
Phase-Locked Loop	MC14046	620,648
Hex Inverter/Buffer	MC14049	620,648
Hex Buffer	MC14050	620,648
Quad 2-Input OR Gate	MC14071	632,646
Quad D-Type Register	MC14076	620,648
Quad 2-Input AND Gate	MC14081	632,646

Function	Type	Case
Triple Gate (Dual 4-Input NAND Gate and 2-Input NOR/OR Gate or 8-Input AND/NAND Gate)	MC14501	620,648
Strobed Hex Inverter/Buffer	MC14502	620,648
64-Bit Static Random Access Memory	MCM14505	632,646
Dual Expandable AND/OR-INVERTER Gate	MC14506	620,648
Quad Exclusive OR Gate	MC14507	632,646
Dual 4-Bit Latch	MC14508	684,709
BCD Up/Down Counter	MC14510	620,648
BCD-To-Seven Segment Latch/Decoder/Driver	MC14511	620,648
8-Channel Data Selector	MC14512	620,648
4-Bit Latch/4 to 16 Line Decoder (High)	MC14514	684,709
4-Bit Latch/4 to 16 Line Decoder (Low)	MC14515	684,709
Binary Up/Down Counter	MC14516	620,648
Dual 64-Bit Static Shift Register	MC14517	620,648
Dual BCD Up Counter	MC14518	620,648
4-Bit AND/OR Selector (Quad 2-Channel Data Selector or Quad Exclusive NOR Gate)	MC14519	620,648
Dual Binary Up Counter	MC14520	620,648
24 State Frequency Divider	MC14521	620,648
Programmable Divide-By-N-4 Bit Counter (BCD)	MC14522	620,648
1024-Bit Read Only Memory	MCM14524	620,648
Programmable Divide-By-N-4 Bit Counter (Binary)	MC14526	620,648
BCD Rate Multiplier	MC14527	620,648
Dual Retriggerable/Resettable Monostable Multivibrator	MC14528	620,648
Dual 4 Channel Analog Data Selector	MC14529	620,648
Dual 5-Input Majority Logic Gate	MC14530	620,648
12-Bit Parity Tree	MC14531	620,648
8 Bit Priority Encoder	MC14532	620,648
Real Time 5-Decade Counter	MC14534	684,709
Programmable Timer	MC14536	620,648
256-Bit Static Random Access Memory	MCM14537	690
Dual 4 Channel Data Selector/Multiplexer	MC14539	620,648
Programmable Oscillator/Timer	MC14541	632,646
BCD-To-Seven Segment Latch/Decoder/Driver	MC14543	620,648
Successive Approximation Register	MC14549	620,648
256-Bit Static Random Access Memory	MCM14552	684,709
Three-Digit BCD Counter	MC14553	620,648
2 x 2.8 Bit Parallel Binary Multiplier	MC14554	620,648
Dual Binary to 1 of 4 Decoder/Demultiplexer	MC14555	620,648
Dual Binary to 1 of 4 Decoder/Demultiplexer (Inverting)	MC14556	620,648
1-to-64 Bit Variable Length Shift Register	MC14557	620,648
BCD-to-Seven Segment Decoder	MC14558	620,648
Successive Approximation Register	MC14559	620,648
NBCD Adder	MC14560	620,648
9's Complementer	MC14561	632,646
128-Bit Static Shift Register	MC14562	632,646
Industrial Time Base Generator	MC14566	620,648
Hex Gate (Quad Inverter Plus 2-Input NOR Gate plus 2-Input NAND Gate)	MC14572	620,648
4 x 4 Multipoint Register	MC14580	684,709
4 Bit Arithmetic Logic Unit	MC14581	684,709
Look Ahead Carry Block	MC14582	620,648
Dual Schmitt Trigger	MC14583	620,648
4-Bit Magnitude Comparator	MC14585	620,648

MC14400 Series Complementary MOS

The MC14400 Series contains devices whose designs and specifications are tailored towards specific subsystem applications. The MC14400 Series devices are manufactured with the same low power metal gate complementary MOS processing techniques as the MC14000 and MC14500 Series standard product family devices, and as such will exhibit the same inherent characteristics of the technology such as low power dissipation and high noise immunity. The specifications of these subsystem devices are, however, designed to maximize their efficiency in the applications for which they were intended and may not necessarily meet the more universal specifications required of and guaranteed by our standard MC14000 and MC14500 CMOS product family.


To differentiate the new specification policy, the MC14400 Series will have a new set of suffixes. Some devices will have only a package option, either plastic ("P" suffix) or ceramic ("L" suffix). Other devices will have options available for power supply range ("V" or "F" suffix) and operating temperature range ("E" suffix).




L SUFFIX
CERAMIC PACKAGE
CASE 620




P SUFFIX
PLASTIC PACKAGE
CASE 648



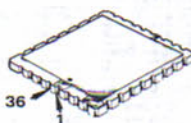
L SUFFIX
CERAMIC PACKAGE
CASE 684




L SUFFIX
CERAMIC PACKAGE
CASE 688



L SUFFIX
CERAMIC PACKAGE
CASE 699



Z SUFFIX
LEADLESS CERAMIC PACKAGE
CASE 703



P SUFFIX
PLASTIC PACKAGE
CASE 704



P SUFFIX
PLASTIC PACKAGE
CASE 709

FUNCTIONS AND CHARACTERISTICS

Function	Type	V _{DD} Range V _{dc}	Temperature °C	Case
2-of-8 Tone Encoder	MC14410L,P	4.4 to 6.0	-40 to +85	620, 648
Bit Rate Generator	MC14411L,P	5.0	-40 to +85	684, 709
Universal Low Speed (0-600 bps) Modem	MC14412FL	4.75 to 15	-40 to +85	690
	MC14412VL	4.75 to 6.0	-40 to +85	690
Quad Precision Timer/Driver	MC14415EFL	3.0 to 18	-55 to +125	620
	MC14415FL,FP	3.0 to 16	-40 to +85	620, 648
	MC14415EVL	3.0 to 6.0	-55 to +125	620
	MC14415VL,VP	3.0 to 6.0	-40 to +85	620, 648
2-of-8 Keypad-to-Binary Encoder	MC14419L,P	3.0 to 6.0	-40 to +85	620, 648
3½ Digit A/D Logic Subsystem	MC14435EFL	3.0 to 18	-55 to +125	620
	MC14435FL,FP	3.0 to 16	-40 to +85	620, 648
	MC14435EVL	3.0 to 6.0	-55 to +125	620
	MC14435VL,VP	3.0 to 6.0	-40 to +85	620, 648
L. C. D. Watch/Clock Circuit	MC14440L,Z MCC14440	1.4 to 1.65	-10 to +60	699, 703 Chip
Oscillator/2 ¹⁶ Divider/Buffer	MC14450L,P MCC14450	1.3 to 3.0	0 to +50	688, 704 Chip
Oscillator/2 ¹¹ to 2 ¹⁹ Divider/Buffered Duty Cycle Control	MC14451L,P MCC14451	1.3 to 3.0	-10 to +60	620,648 Chip
Hex Contact Bounce Eliminator	MC14490EFL	3.0 to 18	-55 to +125	620
	MC14490FL,FP	3.0 to 16	-40 to +85	620, 648
	MC14490EVL	3.0 to 6.0	-55 to +125	620
	MC14490VL,VP	3.0 to 6.0	-40 to +85	620, 648



BIPOLAR DIGITAL INTEGRATED CIRCUITS

BIPOLAR DIGITAL INTEGRATED CIRCUITS

Motorola's Bipolar Integrated Circuits include elements of several logic families – MECL, MHTL, MDTL, MRTL and M TTL – from SSI to large scale functions.

Of particular interest is the MECL 10,000 high-speed logic family. This series features significantly lower power dissipation when compared to standard MECL devices. Technological advances have permitted new levels of circuit complexity. One such example is the MCM10149, 1024-Bit PROM.

While not family related, Phase-Locked Loop (PLL) and Megalogic encompass several design approaches to bipolar circuits.

Motorola offers the designer a choice of specifically designed integrated circuits for performing phase-locked loop functions, such as, phase detection, frequency division, filtering, and voltage-controlled signal generation.

Megalogic provides several design approaches to bipolar LSI. Motorola has developed LSI arrays of 160 and 400 gate complexities with typical speeds of 25 ns per gate. These gate arrays keep costly layout and engineering manpower to a minimum.

Motorola's extensive experience in high-reliability military and space programs has resulted in quality assurance for integrated circuits and participation in the MIL-M-385 10 Program. The dielectrically Isolated MDTL family and the Beam-Lead M TTL family are also used in highly reliable systems.

	Page
MECL MC10,000 Series	2-2
MECL III MC1600 Series	2-4
Megalogic LSI	2-5
Logic Products for Phase-Locked Loop Applications	2-6
MHTL MC660 Series	2-7
MDTL MC830/MC930 Series	2-8
(Includes MC1800/MC1900 Series Devices)	
MRTL MC700/MC800/MC900 Series	2-10
(Includes MC9700/MC9800 Series Devices)	
mW MRTL MC708/MC808/MC908 Series	2-11
(Includes MC9700/MC9800 Series Devices)	
M TTL Beam Lead Integrated Circuits	2-12
(MCBC5400 Series)	
M TTL Dielectrically Isolated Integrated Circuits	2-13
(MCE54H00/MCE74H00 Series, MCE5400/MCE7400 Series)	
MCE7000 Series Dielectrically Isolated Integrated Circuits	2-13
MDTL Dielectrically Isolated Integrated Circuits	2-14
(MCE930 Series)	
Special Bipolar Logic Products for Custom Applications	2-15

MECL


MECL 10,000 SERIES INTEGRATED CIRCUITS

MECL

MC10,100/10,200 Series (-30 to +85°C)
MC10,500/10,600 Series (-55 to +125°C)

MECL 10,000 has an excellent speed-power product, has relatively slow rise and fall times, and transmission-line drive capability. The combination of versatile logic functions and the 2.0 ns propagation delay make MECL 10,000 a versatile family for data handling and processing systems.

Circuit design with MECL 10,000 is unusually convenient. The differential amplifier input and emitter-follower output permit high fanout, the wired-OR option, and complementary outputs. MECL III is directly compatible with MECL 10,000, and can be used to extend the speed capability of the MECL 10,000 series.



FUNCTIONS AND CHARACTERISTICS ($V_{CC} = 0$, $V_{EE} = -5.2$ V, $T_A = 25^\circ\text{C}$)

Function	Type ①		Propagation Delay ns typ	Power Dissipation mW typ/pkg*	Case
	-30 to +85°C	-55 to +125°C			
Quad 2-Input NOR Gate With Strobe	MC10100	—	2.0	100	620
Quad OR/NOR Gate	MC10101	MC10501	2.0	100	620,648,650
Quad 2-Input NOR Gate	MC10102	MC10502	2.0	100	620,648,650
Quad 2-Input OR Gate	MC10103	—	2.0	100	620
Quad 2-Input AND Gate	MC10104	MC10504	2.7	140	620,648,650
Triple 2-3-2-Input OR/NOR Gate	MC10105	MC10505	2.0	90	620,648,650
Triple 4-3-3-Input NOR Gate	MC10106	MC10506	2.0	90	620,648,650
Triple 2-Input Exclusive OR/Exclusive NOR	MC10107	MC10507	2.5	110	620,648,650
Dual 4-5-Input OR/NOR Gate	MC10109	MC10509	2.0	60	620,648,650
Dual 3-Input 3-Output OR Gate	MC10110	—	2.4	160	620,648
Dual 3-Input 3-Output NOR Gate	MC10111	—	2.4	160	620,648
Quad Exclusive OR Gate	MC10113	—	2.5	175	620,648
Triple Line Receiver	MC10114	MC10514	2.4	145	620,648,650
Quad Line Receiver	MC10115	MC10515	2.0	110	620,648,650
Triple Line Receiver	MC10116	MC10516	2.0	85	620,648,650
Dual 2-Wide 2-3-Input OR-AND/OR-AND-INVERT Gate	MC10117	MC10517	2.3	100	620,648,650
Dual 2-Wide 3-Input OR-AND Gate	MC10118	MC10518	2.3	100	620,648,650
4-Wide 4-3-3-Input OR-AND Gate	MC10119	MC10519	2.3	100	620,648,650
4-Wide OR-AND/OR-AND-INVERT Gate	MC10121	MC10521	2.3	100	620,648,650
Triple 4-3-3-Input Bus Driver	MC10123	—	3.0	310	620
Quad M TTL to MECL Translator	MC10124	MC10524	3.5	380	620,648,650
Quad MECL to M TTL Translator	MC10125	MC10525	4.5	380	620,648,650
Bus Driver	MC10128	—	12.0	700	620
Quad Bus Receiver	MC10129	—	10.0	750	620
Dual Latch	MC10130	MC10530	2.5	155	620,648,650
Dual Type D Master-Slave Flip-Flop	MC10131	MC10531	f = 160 MHz	235	620,648,650
Dual Multiplexer With Latch and Common Reset	MC10132	—	3.0	225	620,648
Quad Latch	MC10133	MC10533	4.0	310	620,648,650
Multiplexer with Latch	MC10134	—	3.0	225	620,648
Dual J-K Master-Slave Flip-Flop	MC10135	MC10535	f = 140 MHz	280	620,648,650
Universal Hexadecimal Counter	MC10136	MC10536	f = 150 MHz	625	620,648,650

(continued)

① L suffix denotes Dual In-Line Ceramic Package, P suffix denotes Dual In-Line Plastic Package, F suffix denotes flat package (i.e., MC10100L = Ceramic Dual In-Line Package, MC10100P = Plastic Dual In-Line Package and MC10500F = Ceramic Flat Package.)
*External Load Power not included.

FUNCTIONS AND CHARACTERISTICS (continued)

Function	Type ①		Propagation Delay ns typ	Power Dissipation mW typ/pkg*	Case
	-30 to +85°C	-55 to +125°C			
Universal Decade Counter	MC10137	MC10537	f = 150 MHz	625	620,648,650
Bi-Quinary Counter	MC10138	—	f = 150 MHz	370	620,648
64-Bit Random Access Memory (90 Ω)	MCM10140	—	t _{Access} = 15 (max)	420	620,690
Four-Bit Universal Shift Register	MC10141	MC10541	f = 200 MHz	425	620,648,650
64-Bit Random Access Memory (50 Ω)	MCM10142	—	t _{Access} = 10 (max)	420	620
8 x 2 Multiport Register File (RAM)	MCM10143	—	t _{Access} = 10	610	623
256-Bit Random Access Memory	MCM10144	—	t _{Access} = 30 (max)	420	620,690
64-Bit Register File (RAM)	MCM10145	—	t _{Access} = 10	625	620
128-Bit Random Access Memory	MCM10147	—	t _{Access} = 12 (max)	420	620
64-Bit Random Access Memory (50 Ω)	MCM10148	—	t _{Access} = 15 (max)	420	620
1024-Bit Programmable Read-Only Memory	MCM10149	—	t _{Access} = 25 (max)	—	690
Quad Latch	MC10153	—	4.0	310	620
Quad 2-Input Multiplexer (Non-Inverting)	MC10158	—	2.5	197	620
Quad 2-Input Multiplexer (Inverting)	MC10159	—	2.5	218	620
12-Bit Parity Generator-Checker	MC10160	MC10560	5.0	320	620,648,650
Binary to 1-8 Decoder (Low)	MC10161	MC10561	4.0	315	620,648,650
Binary to 1-8 Decoder (High)	MC10162	MC10562	4.0	315	620,648,650
Error Detection-Correction Circuit	MC10163	—	5.0	520	620
8-Line Multiplexer	MC10164	MC10564	3.0	310	620,648,650
8-Input Priority Encoder	MC10165	—	7.0	545	620,648
5-Bit Magnitude Comparator	MC10166	—	6.0	440	620
Quad Latch	MC10168	—	3.0	310	620
9 + 2 Bit Parity Generator-Checker	MC10170	—	4.0	300	620
Dual Binary to 1-4 Decoder (Low)	MC10171	MC10571	4.0	325	620,648,650
Dual Binary to 1-4 Decoder (High)	MC10172	MC10572	4.0	325	620,648,650
Quad 2-Input Multiplexer/Latch	MC10173	—	2.5	275	620,648
Dual 4 to 1 Multiplexer	MC10174	MC10574	3.5	305	620,648,650
Quint Latch	MC10175	MC10575	2.5	400	620,648
Hex "D" Master-Slave Flip-Flop	MC10176	MC10576	f = 150 MHz	460	620,648,650
Triple MECL to NMOS Translator	MC10177	—	—	1.0 W	620
Binary Counter	MC10178	—	f = 150 MHz	370	620,648
Look-Ahead Carry Block	MC10179	MC10579	3.0 (C _N ,P) 4.0 (G)	300	620,648,650
Dual High Speed Adder/Subtractor	MC10180	MC10580	4.5	360	620,648,650
4-Bit Arithmetic Logic Unit/Function Generator	MC10181	MC10581	See Logic Diag.	600	623,649,652
2-Bit Arithmetic Logic Unit/Function Generator	MC10182	—	See Logic Diag.	575	620
4 x 2 Multiplier	MC10183	—	50	760	623
Hex "D" Master Slave Flip-Flop/with Reset	MC10186	—	f = 150 MHz	460	620
Quad MST to MECL 10,000 Translator	MC10190	—	2.5	215	620
Hex MECL 10,000 to MST Translator	MC10191	—	2.2	145	620
Error Detection-Correction Circuit	MC10193	—	7.5	520	620
Dual Simultaneous Bus Transceiver	MC10194	—	2.5	405	620
Hex Inverter/Buffer	MC10195	—	2.0	200	620
Hex "AND" Gate	MC10197	—	2.8	200	620
High-Speed Dual 3-Input 3-Output OR Gate	MC10210	—	1.5	160	620,648
High-Speed Dual 3-Input 3-Output NOR Gate	MC10211	—	1.5	160	620,648
High-Speed Dual 3-Input 3-Output OR/NOR Gate	MC10212	—	1.5	160	620
High-Speed Triple Line Receiver	MC10216	MC10616	1.8	100	620,648,650
High-Speed Dual Type D Master-Slave Flip-Flop	MC10231	MC10631	f = 225 MHz	270	620,648,650
High Speed 2 x 1 Bit Array Multiplier Block	MC10287	—	—	400	620

① L suffix denotes Dual In-Line Ceramic Package, P suffix denotes Dual In-Line Plastic Package, F suffix denotes flat package (i.e., MC10100L = Ceramic Dual In-Line Package, MC10100P = Plastic Dual In-Line Package and MC10500F = Ceramic Flat Package.)

* Load Power not included




MC1600 Series (-30°C to +85°C)

The requirement for digital systems with ever higher performance has increased the need for high-speed integrated circuits. The industry has recognized that the only economical way to obtain high operating system speed is through the use of emitter-coupled logic. Motorola offers a state-of-the-art, emitter-coupled logic family with subnanosecond propagation delays — MECL III.

MECL III circuit design is similar to that used in the popular MECL 10,000 family. In the MECL III line, as well as MECL 10,000, advanced processing techniques are employed and the capability for driving low-impedance terminated lines is provided. MECL III is recommended for new designs.

GENERAL FEATURES

- Gate Switching Speeds of 1.0 ns typical
- Capability of Driving Terminated Lines with Impedance as Low as 50 Ohms
- Flip-Flop Toggle Rate Greater Than 500 MHz
- Operation with Unused Inputs Left Open
- Compatibility with MECL 10,000 Series
- Counting Speeds to above 1 GHz

FUNCTIONS AND CHARACTERISTICS ($V_{CC} = 0$, $V_{EE} = -5.2$ V, $T_A = 25^\circ\text{C}$ unless otherwise noted.)

Function	Type ① -30° to +85°C	Loading Factor # Each Output	Propagation Delay 50-ohm Load ns typ	Power Dissipation (No Load) mW typ/pkg	Case
High Bandwidth Quad 2-Input OR/NOR Gate	MC1601	—	0.75	600	650
High Bandwidth Triple 2-2-3 Input OR/NOR Gate	MC1602	—	0.75	460	650
High Bandwidth 4-5-Input OR/NOR Gate	MC1603	—	0.75	320	650
High Bandwidth Triple Line Receiver	MC1604	—	0.75	460	650
Dual Type D Master-Slave Flip-Flop	MC1605	—	500 MHz typ	525	650
Voltage Controlled Oscillator	MC1648	—	*225 MHz typ	150	607,632,646
Dual A/D Comparator	MC1650	70	3.5	275	620,650
Dual A/D Comparator	MC1651	70	3.0	275	620,650
Binary Counter	MC1654	70	*325 MHz typ	750 \lll	620
Voltage-Controlled Multivibrator	MC1658	70	*150 MHz typ	125	620,648,650
Dual 4-Input OR/NOR Gate	MC1660	70	1.1	120	620,650
Quad 2-Input NOR Gate	MC1662	70	1.1	240	620,650
Quad 2-Input OR Gate	MC1664	70	1.1	240	620,650
Dual Clocked R-S Flip-Flop	MC1666	70	1.8	220	620,650
Dual Clocked Latch	MC1668	70	1.8	220	620,650
Master-Slave Type D Flip-Flop	MC1670	70	*350 MHz typ	220	620,650
Triple 2-Input Exclusive OR Gate	MC1672	70	1.3	220	620,650
Triple 2-Input Exclusive NOR Gate	MC1674	70	1.3	220	620,650
Bi-Quinary Counter	MC1678	70	*350 MHz typ	750 \lll	620
Dual 4-5-Input OR/NOR Gate	MC1688	70	0.8	125	650
UHF Prescaler Type D Flip-Flop	MC1690	70	*500 MHz min	200	620,650
Quad Line Receiver	MC1692	70	1.1	220	620,650
4-Bit Shift Register	MC1694	70	*325 MHz typ	750 \lll	620
1 GHz Divide-By-Ten Counter	MC1696	—	*1 GHz min	650	650
Divide-By-Four Gigahertz Counter	MC1699	—	*1.2 GHz typ	650	650

① L suffix denotes Dual In-Line Ceramic Package, F suffix denotes Ceramic Flat Package, P suffix denotes Dual In-Line Plastic Package. (i.e., MC1600L = Ceramic Dual In-Line Package, MC1600F = Ceramic Flat Package, MC1600P = Plastic Dual In-Line Package).

\lll Requires Heat Sink — IERC-LIC-214A2WCB or equivalent.

*Toggle Frequency

#DC Loading Factors are based on:

1. Full load output current, $I_L = -25$ mAdc max
2. Maximum input current, $I_{IN} = 350$ μ Adc

MEGALOGIC LSI

MEGALOGIC is a bipolar LSI family of low-cost products directed to the computer, industrial, and consumer markets, for both MPU and non-MPU applications. The family will include technologies such as TRL and I²L, plus others that may be applicable. Design techniques will encompass the production-proven gate array technique plus other design approaches to provide the flexibility

required for cost-effective, standard bipolar LSI functions.


Designers can now implement highly complex systems with only a few basic off-the-shelf LSI components. Benefits include lower system costs, off-the-shelf availability, improved reliability, lower system power drain, fewer parts to assemble and inspect, and more compact system architecture.

BIPOLAR LSI GATE ARRAYS

Megalogic encompasses several design approaches to Bipolar LSI. One approach is the basic gate array. The basic arrays with the addition of custom metalization, can be connected quickly and economically into high-density functions of equivalent complexity.

Characteristic	XC160	XC400
Number of Gates	160	400
Number of Bonding Pads	48	74
Fan-In	3	3
Fan-Out (Internal)	5	5
Propagation Delay	25 ns	25 ns
Power Dissipation (Chip)	480 mW	1200 mW
Logic "0" Level*	0.5 V	0.5 V
Logic "1" Level*	2.4 V	2.4 V
Die Size (Mils)	74 x 103	123 x 125

*External, at specified load.



L SUFFIX
CERAMIC PACKAGE
CASE 623



P SUFFIX
PLASTIC PACKAGE
CASE 646



P SUFFIX
PLASTIC PACKAGE
CASE 648



P SUFFIX
PLASTIC PACKAGE
CASE 649

STANDARD PRODUCT LINE

The following standard Bipolar LSI parts have been defined, and are available.

Device	Function	Case	Applications
MC8500	CRCC Generator	649	Magnetic tape drive controllers using NRZI recording; 7 or 9 channels.
MC8501	Error Pattern Register	648	
MC8502	LRCC/Data Register	649	
MC8503	Universal Polynomial Generator (16-Bit)	646	Cassette, floppy disc, data communications
MC8504	Universal Presettable Polynomial Generator (4-Bit, Cascadable)	648	High-speed disc controllers, digital filtering
MC8505	MOS Dynamic Memory Refresh Logic Circuit	648	Add-on memory, memory applications
MC8506	Polynomial Generator (16-Bit)	648	Floppy disc, SDLC terminals
MC8520	Deskew/Queue Register	623	Magnetic tape drive controllers, phase encoded
MC8521*	Data Recovery	TBA	
MC8522*	2-of-8 Tone Decoder (Low Frequency)	TBA	Digital communications, touch tone receivers, telephone networks, mobile radio systems.
MC8523*	2-of-8 Tone Decoder (High Frequency)	TBA	
MC8524*	2-of-8 Tone Decoder Timing and Control	TBA	

*To be announced.


LOGIC PRODUCTS

for


PHASE-LOCKED LOOP APPLICATIONS



F SUFFIX
CERAMIC PACKAGE
CASE 607




L SUFFIX
CERAMIC PACKAGE
CASE 620



L SUFFIX
CERAMIC PACKAGE
CASE 632



P SUFFIX
PLASTIC PACKAGE
CASE 646



P SUFFIX
PLASTIC PACKAGE
CASE 648

Motorola offers the designer a choice of specially designed integrated circuits for performing phase-locked loop functions: phase detection, frequency division, filtering, and voltage-controlled signal generation. In addition, the choice of circuits permits the designer to select TTL circuits where speed is not critical (<25 MHz), or ECL circuits where high speed is required. The MC12000 series circuits will operate at either +5.0 V or -5.2 V, and translators are included where needed so that all functions are compatible.


FUNCTIONS AND CHARACTERISTICS

Function	Type				Family	Frequency MHz typ	Power Dissipation mW typ/pkg
	-55 to +125°C	Case	0 to +75°C	Case			
Emitter-Coupled Oscillator	—	—	MC1648	607,632,646	MECL	225	150
Voltage-Controlled Multivibrator	—	—	MC1658	620,648	MECL	150	125
Dual Voltage-Controlled Multivibrator	MC4324	607,632	MC4024	607,632,646	MTTL	30	150
Phase-Frequency Detector	MC4344	607,632	MC4044	607,632,646	MTTL	8.0	85
Digital Mixer/Translator	—	—	MC12000	632	MECL	250	470
Two-Modulus Prescaler	—	—	MC12012	620	MECL	200	500
Two-Modulus Prescaler	MC12513	620	MC12013	620,648	MECL	600	—
Counter Control Logic	—	—	MC12014	620	MTTL	25	25
Offset Control	MC12520	632	MC12020	632,646	MECL	—	—
Offset Programmer	MC12521	620	MC12021	620,648	MECL	—	—
Phase-Frequency Detector	MC12540	632	MC12040	632,648	MECL	70	425
Crystal Oscillator	MC12560	620	MC12060	620,648	MTTL	0.1 to 2.0	175
Crystal Oscillator	MC12561	620	MC12061	620,648	MTTL	2.0 to 20	210
Programmable Modulo-N Decade Counter (÷0 thru 9)	MC4316 (MC54416)	620	MC4016 (MC74416)	620,648	MTTL	8.0	250
Programmable Modulo-N Counter (÷0, 1 and ÷0 thru 4)	MC4317 (MC54417)	620	MC4017 (MC74417)	620,648	MTTL	8.0	250
Programmable Modulo-N Hexadecimal Counter (÷0 thru 15)	MC4318 (MC54418)	620	MC4018 (MC74418)	620,648	MTTL	8.0	250
Programmable Modulo-N Counter (÷0 thru 3 and ÷0 thru 3)	MC4319 (MC54419)	620	MC4019 (MC74419)	620,648	MTTL	8.0	250

*MC660 Series (-30 to +75°C)

Motorola's MHTL integrated circuits are especially designed to meet the requirements of industrial applications because of the outstanding noise immunity. MHTL circuits provide error-free operation in high noise environments far beyond the tolerance of other integrated circuit families. Multifunction packages and broad operating temperature range further tailor this device family to the industrial designer's requirements.

*MHTL ceramic dual in-line devices are available with specification over the -55°C to +125°C temperature range and/or with hi-rel processing on special order. See your Motorola representative for pricing.



P SUFFIX
PLASTIC PACKAGE
CASE 675



PC SUFFIX
PLASTIC PACKAGE
CASE 676



P SUFFIX
PLASTIC PACKAGE
CASE 646



P SUFFIX
PLASTIC PACKAGE
CASE 648



L SUFFIX
CERAMIC PACKAGE
CASE 620



L SUFFIX
CERAMIC PACKAGE
CASE 632

FUNCTIONS AND CHARACTERISTICS ($V_{CC} = 15 V \pm 1.0 V_{dc}$, $T_A = 25^\circ C$)

Function	Type ① -30 to +75°C	Loading Factor Each Output	Propagation Delay ns typ	Power Dissipation mW typ/pkg	Case
Expandable Dual 4-Input NAND Gate (active pullup)	MC660	10	110	88/26 ②	632,646
Expandable Dual 4-Input NAND Gate (passive pullup)	MC661	10	125	88/26 ②	632,646
Expandable Dual 4-Input Line Driver (NAND)	MC662	30	140	180/26 ②	632,646
Dual J-K Flip-Flop	MC663	9	3.0 MHz ③	200	632,646
Master-Slave R-S Flip-Flop	MC664	8	3.0 MHz ③	160	632,646
Triple Level Translator	MC665	MDTL = 8 MTTL III = 5.5 MRTL = 5	40	83 (MDTL) 104 (MRTL)	632,646
Triple Level Translator	MC666	10	75	105	632,646
Dual Monostable Multivibrator	MC667	10	140	240	632,646
Quad 2-Input NAND Gate (passive pullup)	MC668	10	125	176/52 ②	632,646
Dual 4-Input Expander	MC669	—	—	—	632,646
Triple 3-Input NAND Gate (passive pullup)	MC670	10	125	132/39 ②	632,646
Triple 3-Input NAND Gate (active pullup)	MC671	10	110	132/39 ②	632,646
Quad 2-Input NAND Gate (active pullup)	MC672	10	110	176/52 ②	632,646
Dual 2-Input AND-OR-INVERT Gate (active pullup)	MC673	10	110	160/50 ②	632,646
Dual 2-Input AND-OR-INVERT Gate (passive pullup)	MC674	10	125	160/50 ②	632,646
Dual Pulse Stretcher	MC675	10	150 (pins 1,6) 110 (pins 5,6)	180	632,646
BCD-To-Decimal Decoder/Driver	MC676	—	—	380	620,648
Hex Inverter With Strobe (active pullup)	MC677	10	110	246/96 ②	620,648
Hex Inverter With Strobe (without output resistors)	MC678	10	125	192/96 ②	620,648
Dual Lamp/Line Driver	MC679,B	125	0.5 μs typ	250/30 ②	632,646
Hex Inverter (active pullup)	MC680	10	110	246/96 ②	632,646
Hex Inverter (open collector)	MC681	10	125	192/96 ②	632,646
Quad Latch	MC682	10	250	375	620,648
Quad 2-Input Exclusive OR Gate	MC683	10	—	380	632,646
Decade Counter	MC684	10	0.5 MHz ③	480	620,648
Binary Counter	MC685	10	0.5 MHz ③	480	620,648
4-Bit Shift Register	MC686	10	0.5 MHz ③	480	620,648
Dual J-K Flip-Flop	MC688	10	2.5 MHz ③	375	620,648
Hex Inverter (high voltage)	MC689	10	150	173/55 ②	632,646
Hex Inverter (active pullup)	MC690	10	150	173/55 ②	632,646
Hex Inverter/Interface Element	MC691	10	300 (t-+) 150 (t+-)	500/150 ②	632,646
Dual Interface Element, Line Driver/Receiver	MC696	10 @ 10 V V_{CC} 15 @ 25 V V_{CC}	750	225/60 ②	620,648
Dual Power AND Gate	MC699	10	650 (pins 1,6) 350 (pins 1,3)	650/350 ②	675,676 ④

① L suffix denotes Dual In-Line Ceramic Package, P denotes Dual In-Line Plastic Package (i.e., MC660L = Dual In-Line Ceramic, MC660P = Dual In-Line Plastic Package)

② Inputs High/Input Low

③ t_{Tog}

④ Case 676 available on special order only.

MC830 Series (0 to +75°C)
MC930 Series (-55 to +125°C)

MAXIMUM RATINGS

Rating	Value	Unit
Supply Voltage - Operating Continuous Pulsed, < 1 second	4.5 to 5.5 8.0 12	Vdc
Output Current (Into Outputs with Outputs Low) Buffers, Power Gates - Continuous Pulsed, < 30 ms All other types - Continuous Pulsed, < 30 ms	100 300 30 90	mAdc
Input Forward Current - Continuous Pulsed, < 30 ms or Negative Voltage at Input - Continuous Pulsed, < 30 ms	-10 -30 -0.5 -1.5	mAdc Vdc
Input Reverse Current or Positive Voltage at Diode Input	1.0 5.5	mAdc Vdc
Operating Temperature Range MC930 Series MC830 Series	-55 to +125 0 to +75	°C
Storage Temperature Range Metal Can, Ceramic Package Plastic Package	-65 to +150 -55 to +125	°C
Maximum Junction Temperature MC930 Series MC830 Series	175 150	°C

MDTL integrated circuits provide an excellent balance of speed, power dissipation, and noise immunity for general purpose digital applications. The line includes many multifunction types. Additional logic power is provided by the "wired OR" capability of the basic MDTL gate.



G SUFFIX
METAL PACKAGE
CASE 603-02
TO-100



P SUFFIX
PLASTIC PACKAGE
CASE 646




F SUFFIX
CERAMIC PACKAGE
CASE 607



P SUFFIX
PLASTIC PACKAGE
CASE 648



L SUFFIX
CERAMIC PACKAGE
CASE 620



L SUFFIX
CERAMIC PACKAGE
CASE 632
TO-116

FUNCTIONS AND CHARACTERISTICS (V_{CC} = 5.0 Vdc, T_A = 25°C)

Function	Type ① 0 to +75°C	Case	Type ① -55 to +125°C	Case	Loading Factor Each Output	Propaga- tion Delay ns typ	Power Dissipation mW typ/pkg
Expandable Dual 4 Input NAND Gate	MC830	607,632,646	MC930	607,632	8	30	22
Expandable Dual 3 2 Input NAND Gate	MC830	603	MC930	603	8	30	22
Clocked Flip-Flop	MC831	603,607,632,646	MC931	603,607,632	7	40	55
Expandable Dual 4-Input Buffer	MC832	607,632,646	MC932	607,632	25	35	85
Expandable Dual 3 2 Input Buffer	MC832	603	MC932	603	25	35	85
Dual 4 Input Expander	MC833	607,632,646	MC933	607,632	-	-	-
Dual 4 3 Input Expander	MC833	603	MC933	603	-	-	-
Hex Inverter	MC834	607,632,646	MC934	607,632	8	30	66
Hex Inverter (without output resistors)	MC835	607,632,646	MC935	607,632	8	30	42
Hex Inverter	MC836	607,632,646	MC936	607,632	8	30	66
Hex Inverter	MC837	607,632,646	MC937	607,632	7	25	90
Decade Counter	MC838	607,632,646	MC938	607,632	8	30 MHz ③	150
Divide-by-Sixteen Counter	MC839	607,632,646	MC939	607,632	8	30 MHz ③	150
Hex Inverter (without input diodes)	MC840	607,632,646	MC940	607,632	8	30	66
Hex Inverter (without output resistors and input diodes)	MC841	607,632,646	MC941	607,632	8	30	42
4-Input AND Driver with NOR Strobe	MC843	603	MC943	603	250 mA	80	50
Expandable Dual 4-Input Power Gate	MC844	607,632,646	MC944	607,632	27	30	65
Expandable Dual 3 2 Input Power Gate	MC844	603	MC944	603	27	30	65
Clocked Flip-Flop	MC845	603,607,632,646	MC945	603,607,632	12/10 ②	40	60
Quad 2-Input NAND Gate	MC846	607,632,646	MC946	607,632	8	30	44
Quad Inverter	MC846	603	MC946	603	8	30	44
Quad 2-Input Gate Expander	MC847	607,632,646	MC947	607,632	-	-	-
Clocked Flip-Flop	MC848	603,607,632,646	MC948	603,607,632	11/9 ②	40	70
Quad 2-Input NAND Gate (2 k pullup resistor)	MC849	607,632,646	MC949	607,632	7	25	66
Quad Inverter (2 k pullup resistor)	MC849	603	MC949	603	7	25	60

① F suffix denotes Ceramic Flat Package, G suffix denotes Metal Can, L suffix denotes Dual In-Line Ceramic Package, P suffix denotes Dual In-Line Plastic Package. (i.e., MC830G = Metal Can, MC830F = Flat Package, MC830L = Dual In-Line Ceramic Package.)

② Fan-out for MC830 series type/Fan-out for MC930 series type.

③ Maximum counting frequency.

(continued)

MDTL Integrated Circuits (continued)
FUNCTIONS AND CHARACTERISTICS ($V_{CC} = 5.0 \text{ Vdc}$, $T_A = 25^\circ\text{C}$) (continued)

Function	Type ① 0 to +75°C	Case	Type ① -55 to +125°C	Case	Loading Factor Each Output	Propaga- tion Delay ns typ	Power Dissipation mW typ/pkg
Pulse Triggered Binary Monostable Multivibrator	MC850 MC851	603,607,632,646 603,607,632,646	MC950 MC951	603,607,632 603,607,632	10/8 ② 10	15 40	50 30
Dual J-K Flip-Flop (common clock and C_D , separate S_D)	MC852	607,632,646	MC952	607,632	12/10 ②	40	120
Dual J-K Flip-Flop (separate clock and S_D , no C_D)	MC853	607,632,646	MC953	607,632	12/10 ②	40	120
Dual J-K Flip-Flop (common clock and C_D , separate S_D , 2 k pullup resistor)	MC855	607,632,646	MC955	607,632	11/9 ②	40	140
Dual J-K Flip-Flop (separate clock and S_D , no C_D , 2 k pullup resistor)	MC856	607,632,646	MC956	607,632	11/9 ②	40	140
Quad 2-Input Buffer	MC857	607,632,646	MC957	607,632	25	35	170
Quad 2-Input NAND Power Gate	MC858	607,632,646	MC958	607,632	27	30	130
Expandable Dual 4-Input NAND Gate (2 k pullup resistor)	MC861	607,632,646	MC961	607,632	7	25	33
Expandable Dual 3-2 Input NAND Gate (2 k pullup resistor)	MC861	603	MC961	603	7	25	33
Triple 3-Input NAND Gate	MC862	607,646	MC962	607,632	8	30	33
Dual 2-Input NAND Gate plus Inverter	MC862	603	MC962	603	8	30	30
Triple 3-Input NAND Gate (2 k pullup resistor)	MC863	607,646	MC963	607,632	7	25	50
Dual 2-Input NAND Gate plus Inverter (2 k pullup resistor)	MC863	603	MC963	603	7	25	45
Dual 6-Input NAND Gate	MC1800	607,632,646	MC1900	607,632	8	30	22
Dual 5-Input NAND Gate (2k pullup resistor)	MC1801	607,632,646	MC1901	607,632	7	25	33
Expandable 8-Input NAND Gate	MC1802	607,632,646	MC1902	607,632	8	30	11
Expandable 8-Input NAND Gate (2 k pullup resistor)	MC1803	607,632,646	MC1903	607,632	7	25	16.5
10-Input NAND Gate	MC1804	607,632,646	MC1904	607,632	8	30	11
10-Input NAND Gate (2k pullup resistor)	MC1805	607,632,646	MC1905	607,632	7	25	16.5
Quad 2-Input AND Gate	MC1806	607,632,646	MC1906	607,632	8	35	72
Quad 2-Input AND Gate (2k pullup resistor)	MC1807	607,632,646	MC1907	607,632	7	30	85
Quad 2-Input OR Gate	MC1808	607,632,646	MC1908	607,632	8	35	97
Quad 2-Input OR Gate (2k pullup resistor)	MC1809	607,632,646	MC1909	607,632	7	30	115
Quad 2-Input NOR Gate	MC1810	607,632,646	MC1910	607,632	8	30	60
Quad 2-Input NOR Gate (2k pullup resistor)	MC1811	607,632,646	MC1911	607,632	7	25	72
Quad 2-Input Exclusive OR Gate	MC1812	607,632,646	MC1912	607,632	8	40	120
Quad Latch	MC1813	620,648	MC1913	620	7	35	220
Quad Latch	MC1814	607,632,646	MC1914	607,632	7	35	220
Parallel Gated Clocked Flip-Flop	MC1815	607,632,646	MC1915	607,632	12/10 ②	40	65
Parallel Gated Clocked Flip-Flop	MC1816	607,632,646	MC1916	607,632	11/9 ②	40	75
Quad 2-Input NAND Gate (without output resistor)	MC1818	607,632,646	MC1918	607,632	8	30	32
High Voltage Hex Inverter	MC1820	632,646	-	-	7	40	42

① F suffix denotes Ceramic Flat Package, G suffix denotes Metal Can, L suffix denotes Dual In-Line Ceramic Package, P suffix denotes Dual In-Line Plastic Package. (i.e., MC830G = Metal Can, MC830F = Flat Package, MC830L = Dual In-Line Ceramic Package.)

② Fan-out for MC830 series type/Fan-out for MC930 series type.

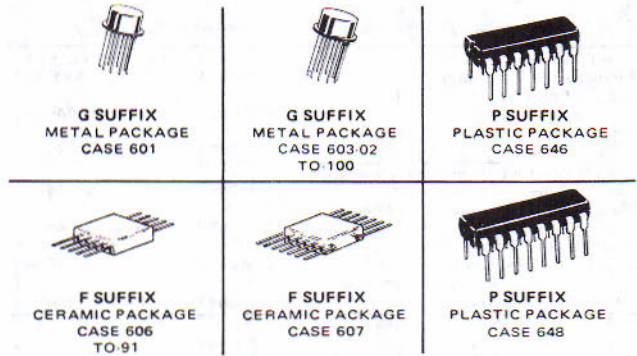
③ Maximum counting frequency.

MC700 series (+15 to +55°C)

MC800 series (0 to +75 and 0 to +100°C)

MC900 series (-55 to +125°C)

Medium-power MRTL integrated circuits provide a broad line of low-cost, multi-function, digital circuits. Typical gate speed is 12 ns, with power dissipation averages of 19 mW (input high) and 5.0 mW (inputs low) per logic node. Devices from the MC700 Series have loading factors normalized for compatibility with the low-power mW MRTL devices for ease in mixing the two power levels in a system.



FUNCTIONS AND CHARACTERISTICS

(V_{CC} = 3.0 V ± 10% for MC900 Series and MC800F, G Series; 3.6 V ± 10% for MC800P Series and MC700 Series, T_A = 25°C)

Function	Type ① MC700 Series +15 to +55°C	Case	Type ① MC800 Series 0 to +75°C	Case	Type ① MC800 Series 0 to +100°C	Case	Type ① MC900 Series -55 to +125°C	Case	Loading Factor Each Output			Power Dissipation mW typ/pkg	
									With mW MRTL	With mW MRTL	t _p ns typ	MC700 and MC800P Series	MC800F,G and MC900 Series
Buffer	MC700	601,606			MC800	601,606	MC900	601,606	80	25	20	25/50	② 45
Counter Adapter	MC701	601			MC801	601	MC901	601	16	5	22	80	55
R-S Flip-Flop	MC702	601			MC802	601	MC902	601	13	4	14	32	22
3-Input NOR Gate	MC703	601,606			MC803	601,606	MC903	601,606	16	5	12	28/7.5	② 19/5.0
Half Adder	MC704	601,606			MC804	601,606	MC904	601,606	16	5	14	65	45
Half-Shift Register	MC705	601,606			MC805	601,606	MC905	601,606	13	4	22	75	53
Half-Shift Register (w/o inverter)	MC706	601,606			MC806	601,606	MC906	601,606	13	4	22	52	36
4-Input NOR Gate	MC707	601,606			MC807	601,606	MC907	601,606	16	5	12	30/7.5	② 19/5.0
Dual 2-Input NOR Gate	MC714	601,606			MC814	601,606	MC914	601,606	16	5	12	50/15	② 38/10
Dual 3-Input NOR Gate	MC715	603,606,646	MC815	646	MC815	603,606	MC915	603,606	16	5	12	55/15	② 38/10
J-K Flip-Flop			MC816	646	MC816	601,606	MC916	601,606	-	3	30	91/79	③ 62/54
J-K Flip-Flop	MC723	601,606,646							10	-	30	91/79	③ -
Quad 2-Input NOR Gate	MC724,A	607,646	MC824,A	646	MC824	607	MC924	607	16	5	12	100/30	② 76/20
Dual 4-Input NOR Gate	MC725	607,646	MC825	646	MC825	607	MC925	607	16	5	12	60/15	② 38/10
J-K Flip-Flop	MC726	603,606,646	MC826	646	MC826	603,606	MC926	603,606	16	5	35	100/86	③ 130/65
Quad Inverter	MC727	603,606			MC827	603,606	MC927	603,606	16	5	12	87/30	② 76/20
5-Input NOR Gate	MC729	601,606			MC829	603,606	MC929	601,606	16	5	12	33/7.5	② 19/5.0
Quad Exclusive OR Gate	MC771	607,646	MC871	646	MC871	607	MC971	607	16	5	12	28	72
J-K Flip-Flop	MC774	601			MC874	601	MC974	601	16	5	35	100/86	③ 130/65
Dual Half-Adder	MC775	607,646	MC875	646	MC875	607	MC975	607	16	5	20	120	90
Binary Up Counter	MC777	646	MC877	646					10	3	-	180	-
1 J-K Flip-Flop, 1 Expander, 2 Buffers	MC779	646	MC879	646					-	-	-	141/124	④ -
Decade Up Counter	MC780	646	MC880	646					10	3	-	250	-
Dual Half-Shift Register	MC783	607,646	MC883	646	MC883	607	MC983	607	13	4	22	140	110
Dual Half-Shift Register (w/inverter)	MC784	607,646	MC884	646	MC884	607	MC984	607	13	4	22	100	75
Quad 2-Input Expander	MC785,A	607,646	MC885,A	646	MC885	607	MC985	607	-	-	12	20/-	② 17/-
Dual 4-Input Expander	MC786	607,646	MC886	646	MC886	607	MC986	607	-	-	12	20/-	② 17/-
1 J-K Flip-Flop, 1 Inverter, 2 Buffers	MC787	646	MC887	646					-	-	-	138/132	④ -
Dual 3-Input Buffer, non-inverting	MC788	607,646	MC888	646	MC888	607	MC988	607	80	25	24	145/56	② 128/42
Hex Inverter	MC789,A	607,646	MC889,A	646	MC889	607	MC989	607	16	5	12	130/15	② 76/20
Dual J-K Flip-Flop	MC790	607,646	MC890	646	MC890	607	MC990	607	10	3	35	182/158	③ 124/108
Dual J-K Flip-Flop	MC791	607,646	MC891	646	MC891	607	MC991	607	16	5	40	190/160	③ 155/130
Triple 3-Input NOR Gate	MC792	607,646	MC892	646	MC892	607	MC992	607	16	5	12	82/24	② 57/15
Serial-Parallel Shift Register	MC794	646	MC894	646					16	5	55	225	-
Dual Full Adder	MC796	607,646	MC896	646	MC896	607	MC996	607	16	5	60	225	190
Dual Full Subtractor	MC797	607,646	MC897	646	MC897	607	MC997	607	16	5	60	225	190
Dual Buffer	MC799	603,606,646	MC899	646	MC899	603,606	MC999	603,606	80	25	15	50/90	② 32/90
Dual 4-Channel Data Selector	MC9701	648	MC9801	648					16	5	25	100	-
Dual J-K Flip-Flop	MC9702	646	MC9802	648					10	3	35	182/158	④ -
4-Bit Parallel Full Adder	MC9704	648	MC9804	648					6	2	125	265	-
Dual 4-Channel Data Distributor	MC9707	648	MC9807	648					6	5	25	150	-
Quad Schmitt Trigger	MC9709	646	MC9809	646					16	5	30	95	-
Quad 2-Input AND Gate	MC9713	646	MC9813	646					16	5	28	100	-
Quad 2-Input NAND Gate	MC9714	646	MC9814	646					16	5	14	145	-
Quad 2-Input OR Gate	MC9715	646	MC9815	646					16	5	14	28/100	② -
Hex Expander	MC9719,A	646	MC9819,A	646					16	-	12	13/-	② -

*"A" suffix devices have insured capability to drive at least one M TTL load or two MDTL loads.

① G Suffix denotes Metal Can, F suffix denotes Flat Package, P suffix denotes Plastic Package.

② Inputs High/Inputs Low

③ Only Clock Inputs High/Inputs Low

④ Only Clock Input high on flip-flop, other element Inputs High/Inputs Low

⑤ Operating Frequency (MHz)

MC708 series (+15 to +55°C)

MC808 series (0 to +75°C)

MC908 series (-55 to +125°C)



G SUFFIX
METAL PACKAGE
CASE 601



G SUFFIX
METAL PACKAGE
CASE 603
TO-100



P SUFFIX
PLASTIC PACKAGE
CASE 646



F SUFFIX
CERAMIC PACKAGE
CASE 606
TO-91



F SUFFIX
CERAMIC PACKAGE
CASE 607



P SUFFIX
PLASTIC PACKAGE
CASE 648

Low-power mW MRTL integrated circuits are designed for use where minimal system power consumption is desired. Typical gate speed is 27 ns, with typical power dissipation of 6.5 mW (input high) and 0.5 mW (inputs low) per logic node. Devices from the MC708 Series can be mixed with devices from the medium-power MC700 Series which has loading factors normalized for compatibility.

FUNCTIONS AND CHARACTERISTICS

($V_{CC} = 3.0 V \pm 10\%$ for MC908 Series, $3.6 V \pm 10\%$ for MC808 Series and MC708 Series; $T_A = 25^\circ C$)

Function	Type ① MC708 Series +15 to +55°C	Type ① MC808 Series 0 to +75°C	Case	Type ① MC908 Series -55 to +125°C	Case	Loading Factor Each Output All Series	tp ns typ	Power Dissipation mW typ/pkg	
								MC708 Series & MC808 Series	MC908 Series
Half Adder	MC708	MC808	601,606	MC908	601,606	4	60	19/12.5 ②	14/8.5 ②
2-Input Buffer	MC709	MC809	601,606	MC909	601,606	30	57	7.0/23 ②	5.5/16 ②
Dual 2-Input NOR Gate	MC710	MC810	601,606	MC910	601,606	4	27	10/2.5 ②	8.0/1.0 ②
4-Input OR/NOR Gate	MC711	MC811	601,606	MC911	601,606	4	60	8.0/5.5 ②	6.0/3.5 ②
Half Adder	MC712	MC812	601,606	MC912	601,606	4	66	15.5/10.5 ②	11.5/5.5 ②
Type D Flip-Flop	MC713	MC813	601,606	MC913	601,606	3	75	24/17.5 ③	17.5/13 ③
Quad 2-Input NOR Gate	MC717	MC817	607,646	MC917	607	4	27	20/5.0 ②	16/2.5 ②
Dual 3-Input NOR Gate	MC718	MC818	603,606,646	MC918	603,606	4	27	12/2.5 ②	9.5/1.0 ②
Dual 4-Input NOR Gate	MC719	MC819	607,646	MC919	607	4	27	13/2.5 ②	11/1.0 ②
J-K Flip-Flop	MC720	MC820	601,606	MC920	601,606	2	50	20.5/14.5 ④	15.5/10 ④
Dual 2-Input Gate Expander	MC721	MC821	601,606	MC921	601,606	-	27	3.0/- ②	3.0/- ②
J-K Flip-Flop	MC722	MC822	603,606,646	MC922	603,606	4	70	24/20 ④	17.5/13 ④
5-Input NOR Gate	MC728	MC828	601,606	MC928	601,606	4	27	7.5/1.0 ②	6.5/0.5 ②
Dual Exclusive OR/NOR Gate	MC764	MC864	646	-	-	4	-	25	-
Quad Latch	MC767,A	MC867,A	648	-	-	9	50	110	-
BCD-To-Decimal Decoder	MC770	MC870	648	-	-	7	36	100/- ②	-
Dual J-K Flip-Flop	MC776	MC876	607,646	MC976	607	2	50	41/29 ④	31/20 ④
Dual Type D Flip-Flop	MC778	MC878	607,646	MC978	607	3	60	48/35 ③	35/26 ③
Dual Buffer	MC781	MC881	601	MC981	601	30	57	14/46 ②	11/32 ②
J-K Flip-Flop	MC782	MC882	601	MC982	601	2	80	23/21 ④	15/13 ④
Triple 3-Input NOR Gate	MC793	MC893	607,646	MC993	607	4	27	18/3.5 ②	14/2.0 ②
Dual 2-Input Buffer	MC798	MC898	607,646	MC998	607	30	57	14/46 ②	11/32 ②
Hex Inverter	MC9718	MC9818	646	-	-	4	27	7.0/3.0 ②	-
Hex Expander	MC9720	MC9820	646	-	-	-	12	30/- ②	-
Quad 2-Input Expander	MC9721	MC9821	646	-	-	-	27	20/- ②	-
Dual J-K Flip-Flop	MC9722	MC9822	646	-	-	4	75	24/- ④	-
Quad 2-Input AND Gate	MC9723	MC9823	646	-	-	4	50	12	5
Quad 2-Input NAND Gate	MC9724	MC9824	646	-	-	4	50	20/5.0 ②	-
Quad 2-Input OR Gate	MC9725	MC9825	646	-	-	4	50	-7/0 ②	-

"A" suffix devices have insured capability to drive at least one M TTL load or two MD TL loads.

① G suffix denotes Metal Can, F suffix denotes Flat Package, P suffix denotes Plastic Package.

② Inputs High/Inputs Low unless otherwise noted.

③ Direct Set and Direct Clear Low, All other Inputs High/All Inputs Low.

④ Only Clock Input High/All Inputs Low.

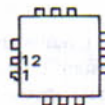
⑤ One Input High/One Input Low.

MCBC5400 Series (-55 to +125°C)

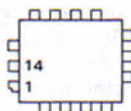


MCBC5400 series integrated circuits comprise a family of transistor-transistor logic designed for general purpose digital applications. The family has a medium operating speed (15-30 MHz clock rate), good external noise immunity, high fan out, and the capability of driving capacitive loads of up to 600 pF.

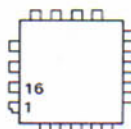
This series is produced using beam lead sealed junction technology. These devices are particularly useful in highly reliable systems using hybrid beam lead assembly techniques.



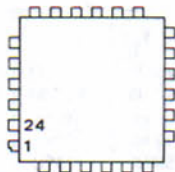
BEAM LEAD CHIP
(12 Lead)
(Geometry Side Down)



BEAM LEAD CHIP
(14 Lead)
(Geometry Side Down)



BEAM LEAD CHIP
(16 Lead)
(Geometry Side Down)



BEAM LEAD CHIP
(24 Lead)
(Geometry Side Down)

MAXIMUM RATINGS

Rating	Value	Unit
Power Supply Voltage	7.0	Vdc
Input Voltage	5.5	Vdc
Operating Temperature Range	-55 to +125	°C
Storage Temperature Range	-65 to +150	°C

FUNCTIONS AND CHARACTERISTICS ($V_{CC} = 5.0\text{ V}$, $T_A = 25^\circ\text{C}$)

Function	Type	Loading Factor Each Output	Propagation Delay ns typ	Power Dissipation mW typ/pkg	Number of Beams
	Chip -55°C to +125°C				
Quad 2-Input NAND Gate	MCBC5400	10	10	40	14
Quad 2-Input NAND Gate (Open Collector Output)	MCBC5401	10	35	40	14
Quad 2-Input NOR Gate	MCBC5402	10	10	48	16
Hex Inverter	MCBC5404	10	13	60	16
Hex Inverter (Open Collector)	MCBC5405	10	35	60	16
Triple 3-Input NAND Gate	MCBC5410	10	10	30	14
Dual 4-Input NAND Gate	MCBC5420	10	10	20	12
8-Input NAND Gate	MCBC5430	10	10	10	12
Dual 4-Input NAND Buffer	MCBC5440	30	13	50	14
Expandable Dual 2-Wide 2-Input AND-OR-INVERT Gate	MCBC5450	10	13	28	14
Dual 2-Wide 2-Input AND-OR-INVERT Gate	MCBC5451	10	13	28	14
Expandable 4-Wide 2-Input AND-OR-Invert Gate	MCBC5453 MCBC5454	10	13	22	14
4-Wide 2-Input AND-OR-Invert Gate	MCBC5454	10	13	22	14
Dual 4-Input Expander for AND-OR-INVERT Gate	MCBC5460	-	5.0	8.0	14
J-K Flip-Flop	MCBC5472	10	30	40	16
Dual J-K Flip-Flop	MCBC5473	10	30	80	24
Dual Type D Flip-Flop	MCBC5479	10	16	84	24

MTTL

Dielectrically Isolated INTEGRATED CIRCUITS

MTTL

MCE54H00 Series, MCE5400 Series (-55 to +125°C)
MCE74H00 Series, MCE7400 Series (0 to +70°C)



The Dielectrically Isolated Integrated Circuit (DIIC) MTTL family is designed specifically for use in military and space applications that require a high degree of reliability under severe radiation environments and post irradiation operation. The MTTL DIIC family utilizes nichrome resistors, post metalization passivation, monometallic interconnections, and very small high frequency transistor structures to enhance the radiation resistant qualities of this line.



F SUFFIX
CERAMIC PACKAGE
CASE 607

FUNCTIONS AND CHARACTERISTICS (V_{CC} = 5.0 V, T_A = 25°C)

Function	MCE54H00/74H00 Series Type		Loading Factor Each Output	Propaga- tion Delay ns typ	Power Dissipation m/W typ/pkg
	-55 to +125°C	0 to +70°C			
Quad 2-Input NAND Gate	MCE54H00	MCE74H00	10	6.0	80
Quad 2-Input NAND Gate (Open Collector Output)	MCE54H01	MCE74H01	10	8.0	80
Hex Inverter	MCE54H04	MCE74H04	10	6.0	120
Triple 3-Input NAND Gate	MCE54H10	MCE74H10	10	6.0	60
Dual 4-Input NAND Gate	MCE54H20	MCE74H20	10	6.0	40
11-Input NAND Gate	MCE54H31	MCE74H31	10	9.0	20
Dual 4-Input NAND Power Gate	MCE54H40	MCE74H40	30	6.0	80
Dual 2-Wide 2-Input AND-OR-INVERT Gate	MCE54H51	MCE74H51	10	6.0	58
4-Wide 2-Input AND-OR-INVERT Gate	MCE54H54A	MCE74H54A	10	6.0	40
Dual 2-Wide 2-3-Input AND-OR-INVERT Gate	MCE54H56	MCE74H56	10	6.0	58
4-Wide 3-3-2-3-Input AND-OR-INVERT Gate	MCE54H57	MCE74H57	10	6.0	40
Dual Type D Flip-Flop	MCE54H79	MCE74H79	10	16	140
Binary To One-Of-Eight Line Decoder	MCE54H146	MCE74H146	10	-	130
	MCE5400/7400 Series Type				
	-55 to +125°C	0 to +70°C			
Dual J-K Flip-Flop	MCE54103	MCE74103	10	8.0	100

NETWORKS

Dielectrically Isolated INTEGRATED CIRCUITS

NETWORKS

MCE7000 SERIES (0° to +100°C)

The MCE7000 series uses a dielectric isolation instead of the usual junction isolation to combat the effects of gamma radiation. Each component is isolated by a high resistance (10¹⁰ ohms) layer of SiO₂. Dielectric isolation also lowers inter-component capacitance and improves efficiency.



F SUFFIX
CERAMIC PACKAGE
CASE 606
TO-91



F SUFFIX
CERAMIC PACKAGE
CASE 607

Function	Type	Power Dissipation mW typ/pkg	Case
Seven-Diode Array	MCE 7003	-	607
Diode-Resistor Network	MCE 7005	20*	606
Sixteen-Diode Array	MCE 7006	-	606
Twelve-Resistor Network	MCE 7007	97	607

* 100 Ω resistor.

MCE930 Series (-55 to +125°)

The Dielectrically Isolated MDTL family is intended for use in military and space applications that require a high degree of reliability under severe radiation environments. In addition to dielectric isolation, this family of devices utilizes nichrome resistors throughout. A post-metalization passivation process further enhances the radiation resistance qualities of the family and very small high frequency trans-

sistor structures are used throughout.

Dielectrically Isolated MDTL has the same electrical specifications as the MC930 family and may be used interchangeably with it. This eliminates the need for redesigning existing equipment to gain radiation-resistance and allows the design engineer to utilize a familiar logic type for new systems.

MAXIMUM RATINGS

Rating	Value	Unit
Supply Voltage — Continuous Pulsed, < 1 second	8.0 12	Vdc
Output Current (into outputs) — Buffers, Power Gates — Continuous Pulsed, < 30 ms All other types	150 300 30	mAdc
Input Forward Current	-10	mAdc
Input Reverse Current — Buffers, Power Gates All other types	5.0 1.0	mAdc
Operating Temperature Range — MCE930 Series	-55 to +125	°C
Storage Temperature Range	-65 to +150	°C



F SUFFIX
CERAMIC PACKAGE
CASE 607
TO-86

FUNCTIONS AND CHARACTERISTICS ($V_{CC} = 5.0$ Vdc, $T_A = 25^\circ\text{C}$)


Function	Type Case 607 -55 to +125°C	Loading Factor Each Output	Power Dissipation mW typ/pkg
Expandable Dual 4-Input NAND Gate	MCE930	8.0	22
Expandable Dual 4-Input Buffer	MCE932	25	85
Dual 4-Input Expander	MCE933	—	—
Hex Inverter	MCE936	8	66
Expandable Dual 4-Input NAND Power Gate	MCE944	27	65
Clocked Flip-Flop	MCE945	10	60
Quad 2-Input NAND Gate	MCE946	8	44
Clocked Flip-Flop	MCE948	9.0	70
Triple 3-Input NAND Gate	MCE962	8.0	33

SPECIAL BIPOLAR LOGIC PRODUCTS


for *CUSTOM* APPLICATIONS



F SUFFIX
CERAMIC PACKAGE
CASE 607




L SUFFIX
CERAMIC PACKAGE
CASE 620



L SUFFIX
CERAMIC PACKAGE
CASE 623




L SUFFIX
CERAMIC PACKAGE
CASE 632



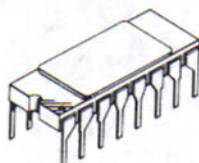
P SUFFIX
PLASTIC PACKAGE
CASE 646



P SUFFIX
PLASTIC PACKAGE
CASE 648



AL SUFFIX
CERAMIC PACKAGE
CASE 684



AL SUFFIX
CERAMIC PACKAGE
CASE 690

(Additional mask-programmable memories are in the MOS device listing.)

Function	Type	Temperature	Case	Comments
128-Bit Read Only Memory (Formerly XC170,171)	MCM4000L,P	0 to +75°C	620,648	Bipolar read only memory organized as 16 eight-bit words. Compatible with MDTL and all MTTL lines. Open collectors or 2.0 kilohm pullup resistors at buffered output bit lines. Truth table and output option specified by user.
	MCM4300L	-55 to +125°C	620	
256-Bit Read Only Memory	MCM4002L,P	0 to +75°C	620,648	Bipolar read only memory organized as 32 eight-bit words. Compatible with MDTL and all MTTL lines. Open collectors or 2.0 kilohm pullup resistors at buffered output bit lines. Truth table and output option specified by user.
	MCM4302L	-55 to +125°C	620	
512-Bit Read Only Memory	MCM4003AL,L	0 to +75°C	684,623	Bipolar read only memory organized as 64 eight-bit words. Compatible with MDTL and all MTTL lines. Open collectors or 2.0 kilohm pullup resistors at buffered output bit lines. Truth table and output option specified by user.
	MCM4303AL,L	-55 to +125°C	684,623	
1024-Bit Read Only Memory*	MCM4004AL,L	0 to +70°C	690,620	Bipolar read only memory organized as 256 four-bit words. Input loading of -0.25 mA maximum. Typical address time of 50 ns, typical chip select time of 25 ns. Open collectors or 2.0 kilohm pullup resistors at output bit lines. Truth table and output option specified by user.
	MCM4304AL,L	-55 to +125°C	690,620	
512-Bit Programmable Read Only Memory	MCM5003AL,L	0 to +70°C	684,623	Bipolar programmable read only memory organized as 64 eight-bit words. Field programmable by "blowing" appropriate nichrome resistors to break metalization links. Ninth bit available for circuit testing. Open collector outputs.
	MCM5303AL,L	-55 to +125°C	684,623	
512-Bit Programmable Read Only Memory	MCM5004AL,L	0 to +70°C	684,623	Same as MCM5003AL except 2.0 kilohm pullup resistors on the collector outputs.
	MCM5304AL,L	-55 to +125°C	684,623	
25 Gate Array	XC177	-55 to +125°C	607,632	Twenty-five gates with two custom layers of metalization required to complete the circuit and obtain the desired function. Compatible with MDTL and all MTTL lines.
		0 to +75°C	646,632, 646,648	

*Standard options of the MCM4004 are available as MCM4067 and MCM4068 Binary-to-BCD Number Converters and MCM4069 and MCM4070 Hollerith-to-ASCII Converters.

SPECIAL BONDING FORM PRODUCTS FOR CUSTOMARY PATTERNS



Diagram No.	Description	Material	Notes
1
2
3
4
5
6
7



LINEAR INTEGRATED CIRCUITS

LINEAR INTEGRATED CIRCUITS

Linear products include circuits used in consumer, industrial and interface applications. These products are available in a variety of package styles and in chip form. Consumer devices designed principally for entertainment use, i.e., television, audio, radio, automotive, and organ applications.

Industrial products fill important roles in process control, instrumentation, and signal processing functions.

Interface components span the gap between analog information and digital processing. This category is highlighted at Motorola by the number of new monolithic D/A and A/D converters.

TABLE OF CONTENTS

	Page
Interface Circuits	3-2
Operational Amplifiers (Including Chips)	3-14
High-Frequency Amplifiers	3-17
Regulators (Including Chips)	3-19
Special-Purpose Circuits (Including Chips)	3-21
Consumer Devices	3-22
Linear IC Packages	3-25

Chips listed are stock chips. For availability of chips for other products, contact your Motorola sales representative.

INTERFACE CIRCUITS

Interface is the generic term applied to a wide variety of circuit functions which do not conveniently fit into either the Linear (analog) or Digital realms. Often these devices possess both Linear and Digital circuitry and performance parameters. The following pages include applications for Linear Interface Integrated Circuits.

MEMORY INTERFACE

NMOS Memory Interface	3-3
High capacitance drivers for the ADDRESS, CLOCK or CHIP ENABLE inputs and the sense amplifiers required to configure advanced NMOS memories into effective systems.	
Magnetic Memory Interface	3-5
Drivers and sense amplifiers for core and plated wire memory systems.	

BUS INTERFACE

Computer, Minicomputer, Microprocessor, Instrumentation Bus Interface	3-6
Drivers, receivers and transceivers for bus-oriented data systems. Specific devices for IBM computer, popular minicomputer, M6800 microprocessor, and the IEEE instrumentation bus (HP-IB) requirements.	

INSTRUMENTATION INTERFACE

Numeric Display Interface	3-8
Driver devices for mating either light-emitting diode (LED) or Gas-Discharge type numeric displays to MOS or Bipolar IC's.	
A/D-D/A Conversion	3-9
Low-cost building block approach IC's pioneered by Motorola. D/A's to 8 bits and two methods of A/D conversion including a simple two chip DVM with a CMOS logic section.	

COMMUNICATIONS INTERFACE

Communications Interface	3-10
Highlighting a unique monolithic 4 x 4 balanced crosspoint switch which replaces electromechanical devices in PABX or other communications equipment.	

COMPUTER AND TERMINAL INTERFACE

Line Drivers/Receivers	3-10
Useful in transmitting digital data over long lengths of cable without error or noise problems. Devices meeting the requirements of EIA specifications RS232C, 422 and 423, as well as differential current mode and open collector peripheral drivers are covered.	
Comparators	3-12
A broad line from popular single supply quads to family of quad comparators with Three-State Outputs.	

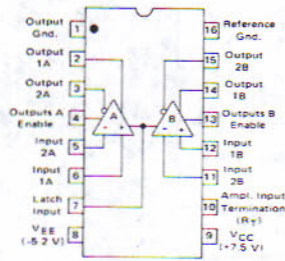
MEMORY INTERFACE

Both NMOS and magnetic memory systems require interface functions.

NMOS Memory

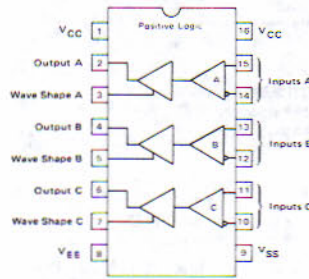
Probably nowhere else has semiconductor technology achieved greater complexities and higher circuit densities in practical, real-world products than in today's advanced NMOS memories. These devices permit greater memory capacity per unit volume and lower costs per bit than imaginable only a few years ago.

However, these memory ICs do not function alone. As an approximate rule of thumb, for each three memory packages in a typical system, one package of support interface circuitry is required. Some memory ICs require only low-voltage ADDRESS and CONTROL line drivers and higher-voltage CLOCK drivers. Other types require a sense amplifier in addition to the drivers.



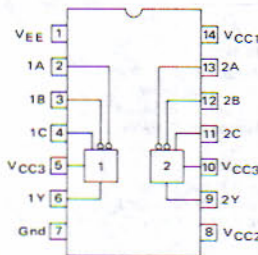
MC3461
0 to 70°C
L Suffix — Case 620
Dual 7001 to MECL
10,000 Sense Amplifier
with latches. No external
components required.

I_{OH} μA Max	t_{OD} (Amplifier) ns Max	t_{OC} (Enable) ns Max
± 200	10	5.0



MC10177
-30 to 85°C
L Suffix — Case 620
Triple MECL input
Address Line Driver for
1K or 4K RAMs.

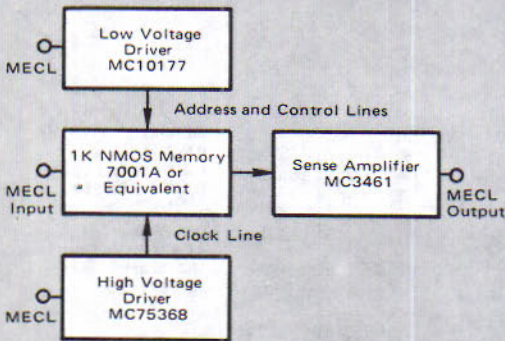
V_{OH} @ $I_{OH} = -15$ mA Volts Min	V_{OL} @ $I_{OL} = 1.0$ mA Volts Max	$t_{OLH/OLL}$ @ $C_L = 350$ pF ns Typ
4.0	0.5	6.0



MC75368 **MC75358**
0 to 70°C
L Suffix — Case 632
P Suffix — Case 646
CHIP Enable driver with MECL
compatible inputs.
Maximum Supply
Voltage = 18V Maximum Supply
Voltage = 22 V

V_{OH} @ $I_{OH} = -100$ μA Volts Min	V_{OL} @ $I_{OL} = 10$ mA Volts Max	t_{OLH} @ $C_L = 390$ pF ns Max
$V_{CC} - 3.0$	0.2	24

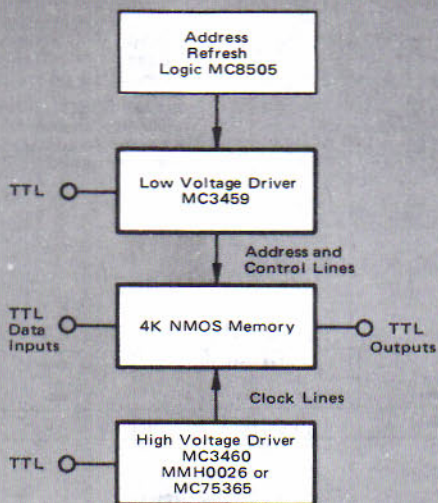
1K NMOS MEMORIES For MECL Systems... 7001A



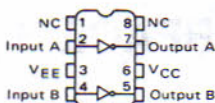
Due to its inherent speed, many of the 7001A 1K NMOS RAMs will be configured into MECL systems.

INTERFACE (continued)

4K NMOS MEMORIES For TTL Systems . . .



Today's 4K NMOS RAMs provide economical mass storage in popular TTL logic systems.

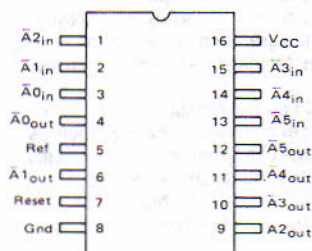


MMH0026
-55 to 125°C
G Suffix — Case 601
L Suffix — Case 632

MMH0026C
0 to 85°C
L Suffix — Case 630
G Suffix — Case 601
P1 Suffix — Case 626

Pin Connections for P1 Package
Drivers for extremely heavy capacitive loading (to 1000 pF).

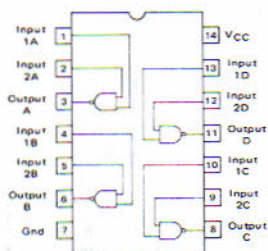
V_{OH} @ $V_I - V_{EE} = 0.4$ V Volts Min	V_{OL} @ $V_I - V_{EE} = 2.5$ V Volts Max	t_{OH} @ $C_L = 1000$ pF ns Max
$V_{CC} - 1.0$	$V_{EE} + 0.5$ V	12



MC8505
0 to 70°C
L Suffix — Case 620
P Suffix — Case 648

LSI Refresh logic circuit for 4K dynamic RAMs

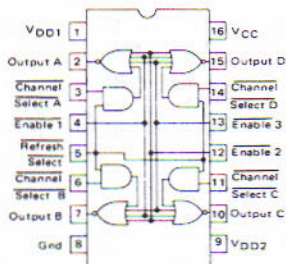
V_{OH} @ $I_{OH} = -300$ μ A Volts Min	V_{OL} @ $I_{OL} = 3.2$ mA Volts Max	t_{DC} (ADDRESS) ns Max	t_{DC} (REFRESH) ns Max
2.4	0.5	80	145



MC3459
0 to 70°C
L Suffix — Case 632
P Suffix — Case 646

Low Voltage (+5 V) Address Line Driver on popular 1K and 4K NMOS RAMs

V_{OH} @ $I_{OH} = -2.0$ mA Volts Min	V_{OL} @ $I_{OL} = 80$ mA Volts Max	t_{OH} @ $C_L = 360$ pF ns Max
2.4	0.7	26

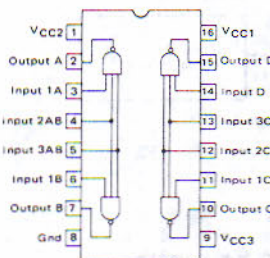


MC3460
Higher voltage (+12 V) CHIP Enable Driver incorporates REFRESH function for 4K RAMs.

MC3466
CHIP Enable Driver specifically guaranteed for 7001 1K RAMs.

0 to 70°C
L Suffix — Case 620
P Suffix — Case 648

V_{OH} @ $I_{OH} = -2.0$ mA Volts Min	V_{OL} @ $I_{OL} = 40$ mA Volts Max	t_{OH} @ $C_L = 480$ pF ns Max
$V_{DD} - 1.0$	0.55	23



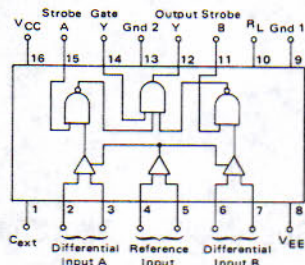
MC75365
0 to 70°C
L Suffix — Case 620
P Suffix — Case 648

CHIP Enable driver for either 4K or 1K RAMs. Differs from MC3460 by not providing REFRESH Input.

V_{OH} @ $I_{OH} = -100$ μ A Volts Min	V_{OL} @ $I_{OL} = 10$ mA Volts Max	t_{OH} @ $C_L = 200$ pF ns Max
$V_{CC} - 0.3$	0.3	20

Magnetic Memory

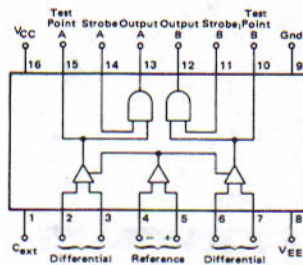
Sense Amplifiers



MC5522
MC5523
-55 to 125°C
L Suffix — Case 620

MC7522
MC7523
0 to 70°C
L Suffix — Case 620

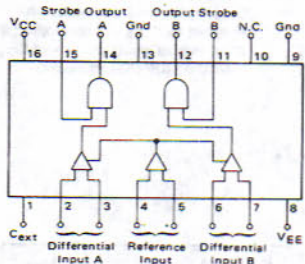
Dual channel with open-collector output, high sink current capability



MC5538
MC5539
-55 to 125°C
L Suffix — Case 620

MC7538
MC7539
0 to 70°C
L Suffix — Case 620
P Suffix — Case 648

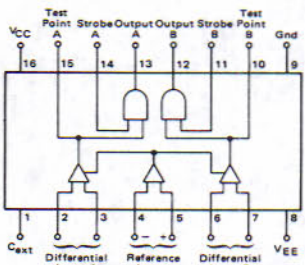
Same as MC7528, 29 except NAND outputs



MC5524
MC5525
-55 to 125°C
L Suffix — Case 620

MC7524
MC7525
0 to 70°C
Dual with Independent Strobing
L Suffix — Case 620
P Suffix — Case 648

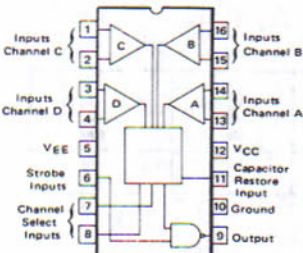
	MC5522 MC5524 MC5528 MC5534 MC5538	MC5523 MC5525 MC5529 MC5535 MC5539	MC7522 MC7524 MC7528 MC7534 MC7538	MC7523 MC7525 MC7529 MC7535 MC7539
$V_{TH} @ V_{REF} = 15\text{ mV} =$	10 to 20 mV	8 to 22 mV	11 to 19 mV	8 to 22 mV
$V_{TH} @ V_{REF} = 40\text{ mV}$	35 to 45 mV	33 to 47 mV	36 to 44 mV	33 to 47 mV
Max $I_{IB} =$	100 μA	100 μA	75 μA	75 μA
Max $t_{PLH} @ C_L = 15\text{ pF} =$	40 ns	40 ns	40 ns	40 ns



MC5528
MC5529
-55 to 125°C
L Suffix — Case 620

MC7528
MC7529
0 to 70°C
L Suffix — Case 620
P Suffix — Case 648

Same as MC7524, 25 except amplifier test points included



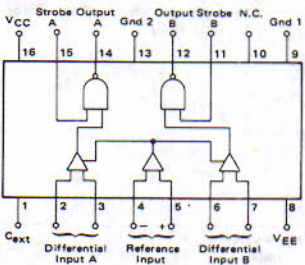
MC1544
-55 to 125°C
L Suffix — Case 620
F Suffix — Case 650

MC1444
0 to 70°C
L Suffix — Case 620

AC-coupled, decoded input channel selection, wired-OR output strobe capability, +5.0 V, -6.0 V power supply.

Device Number	V_{TH} mV	V_{OH} @ $I_{OH} = -400\ \mu\text{A}$ Volts Min	V_{OL} @ $I_{OL} = 10\text{ mA}$ Volts Max	t_{PD} ns Max
MC1544	0.5 to 1.5	2.4	0.5	25
MC1444	0.3 to 2.3	2.4	0.5	25

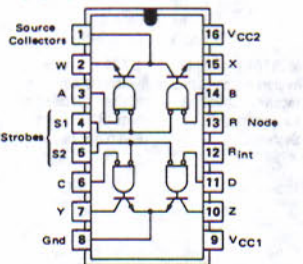
Core Driver



MC5534
MC5535
-55 to 125°C
L Suffix — Case 620

MC7534
MC7535
0 to 70°C
L Suffix — Case 620
P Suffix — Case 648

Same as MC7524, 25 except NAND outputs



MC55325
-55 to 125°C
L Suffix — Case 620
F Suffix — Case 650

MC75325
0 to 70°C
L Suffix — Case 620
P Suffix — Case 648

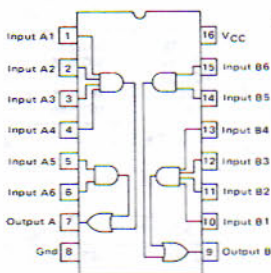
Dual Memory Driver with logic inputs, 24-Volt output capability.

Device Number	V_{sat} @ I_{sink} or $I_{source} = 600\text{ mA}$ Volts Max	I_{INT} @ $V_{CC2} = 24\text{ V}$ μA Max	t_{PLH} (Source) ns Max	t_{PLH} (Sink) ns Max
MC55325	0.70	150	50	45
MC75325	0.75	200	50	45

BUS INTERFACE

Several popular bus formats have been established to allow compatibility of equipment regardless of manufacturer.

Computer Bus



MC8T13

MC8T23

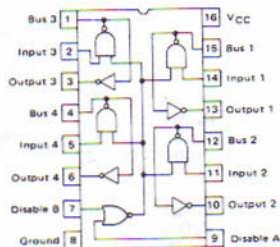
0 to 75°C
L Suffix — Case 620
P Suffix — Case 648

MC8T13 is a dual open emitter driver. Specified for general TTL systems.

MC8T23 is a dual open emitter driver. Specified to meet IBM System requirements.

Device Number	V_{OH} @ $I_{OH} = -75$ mA @ $I_{OH} = -59.3$ mA* Volts Max	I_{OS} @ $V_O = 0$ mA Max	t_{PLH} @ $C_L = 15$ pF ns Max
MC8T13	2.4	-30	20
MC8T23	3.11*	-30	20

Minicomputer Bus

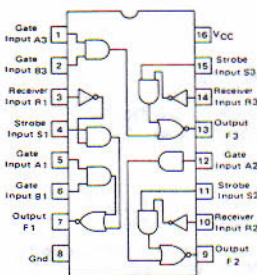


MC3438

0 to 70°C
L Suffix — Case 620
P Suffix — Case 648

Quad Transceivers with hysteresis-equipped receivers and open-collector driver outputs which permit wire-OR connection (DM8838 equivalent).

Receiver Hysteresis Volts Min	$V_{L(BUS)}$ @ $I_{BUS} = 50$ mA Volts Max	I_{BUS} @ $V_{F(BUS)} = 4.0$ V μ A Max	$t_{PLH(OR)}$ @ $C_L = 15$ pF ns Max	$t_{PLH(OR)}$ @ $C_L = 15$ pF ns Max
0.25	0.7	100	25	30



MC8T14

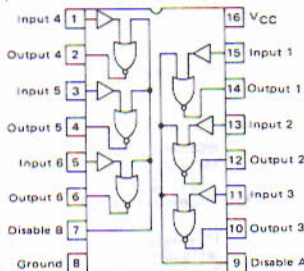
MC8T24

0 to 70°C
L Suffix — Case 620
P Suffix — Case 648

MC8T14 is a triple-hysteresis-equipped receiver. Specified for general TTL Systems.

MC8T24 is a triple hysteresis-equipped receiver specified to meet IBM System requirements.

Device Number	V_{HRS} Volts Min	I_{HRS} @ $V_{HRS} = 3.8$ V @ $V_{HRS} = 3.11$ V* mA Max	$t_{PLH(OR)}$ @ $C_L = 15$ pF ns Max
MC8T14	0.3	0.17	30
MC8T24	0.2	0.17*	30



MC3437

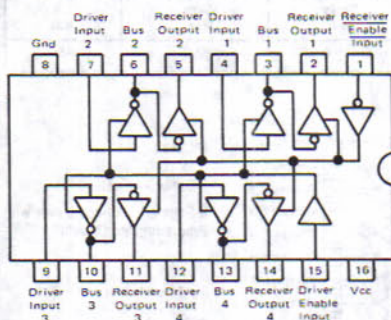
0 to 70°C
L Suffix — Case 620
P Suffix — Case 648

Hex Receivers with Hysteresis for improved noise immunity (DM8837 equivalent)

I_{HRS} @ $V_{HRS} = 4.0$ V μ A Max	Hysteresis Volts Min	$t_{PLH(OR)}$ @ $C_L = 15$ pF ns Max
50	0.5	30

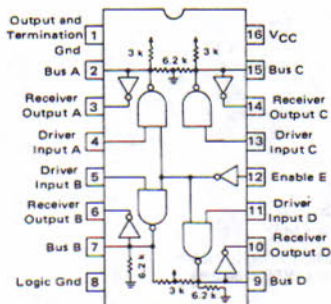
Microprocessor Bus

The revolutionary "Computer on a Chip" is another bus organized system. The requirements on the microprocessor bus are especially stringent. Generally, microprocessors (MPUs) are fabricated utilizing MOS technology with its attendant high circuit density characteristics. However, MOS structures become unduly large when it is necessary to conduct large amounts of current. Therefore it is necessary that each of the elements attached to the MPU bus require minimal load current. Most MPU systems can tolerate a total loading equal to only about one conventional TTL load.

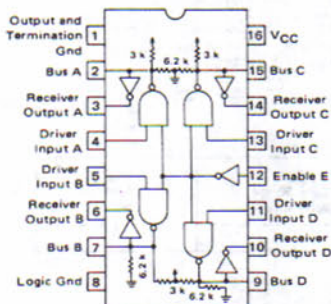


MC8T26/MC6880
0 to +75°C
L Suffix — Case 620
P Suffix — Case 648
Quad three-state bus transceiver

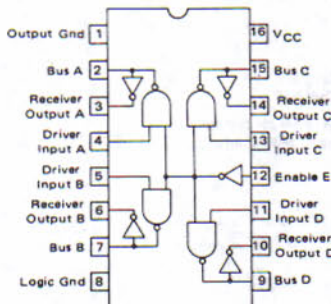
I_{IH} and I_{IL} Input Current (Either Logic State) μA	I_{OHL} Output Disabled Leakage Current — High Logic State Max μA	t_{PLH} t_{PLL} Propagation Delay Time — High to Low or Low to High ns Max
200	100	17



MC3440
0 to 70°C
P Suffix — Case 648
Quad Transistors with 3 Drivers
Sharing a Common Enable Input
 $R1 = 3.0 k$ (to V_{CC})
 $R2 = 6.2 k$ (to Gnd)



MC3441
0 to 70°C
P Suffix — Case 648
Quad Transistors with all four
drivers controlled by a
Common-Enable Input
 $R1 = 3.0 k$ (to V_{CC})
 $R2 = 6.2 k$ (to Gnd)



MC3443
0 to 70°C
P Suffix — Case 648
Quad Transistors without
termination resistors. Functional
equivalent to 75138

Instrumentation Bus

Steps toward standardization of the instrumentation interface bus have been made by the International Electrotechnical Commission (IEC) and the IEEE with Standard 488-1975. Acceptance of these standards will permit interconnection of many types of measurement apparatus, manufactured by numerous firms, into complex systems simply by plugging in connecting cables.

Device Number	Receiver Input Hysteresis mV Min	Drive Output Voltage @ $I_{OL} = 48$ mA; Volts Max	Bus Divider Voltage Volts	t_{OHL} (Driver or Receiver) ns Max
MC3440	400	0.4	2.6 to 3.75	30
MC3441	400	0.4	2.6 to 3.75	30
MC3443	400	0.4	—	25(D) 22(R)

INSTRUMENTATION INTERFACE

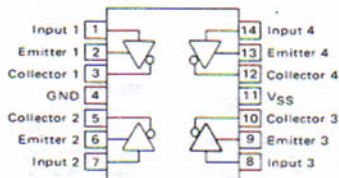
Digital techniques are rapidly invading instrumentation systems.

Numeric Display Interface

MC75491

0 to 70°C
L Suffix — Case 632
P Suffix — Case 646

Quad LED Segment Driver for common-cathode displays. MOS compatible inputs.

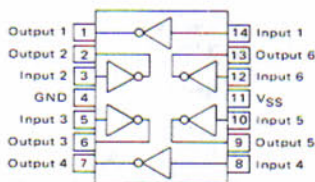


I_L @ $V_L = 10\text{ V}$ mA Max	V_{CE} @ $I_{CE} = 50\text{ mA}$ Volts Max	V_{SS} Volts Max
3.3	1.2	10

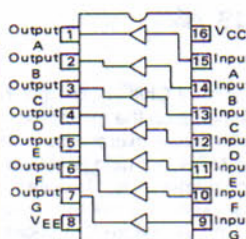
MC75492

0 to 70°C
L Suffix — Case 632
P Suffix — Case 646

Hex LED Digit Driver for common-cathode displays. MOS compatible inputs.



I_L @ $V_L = 10\text{ V}$ mA Max	V_{OL} @ $I_{OL} = 250\text{ mA}$ Volts Max	V_{SS} Volts Max
3.3	1.2	10



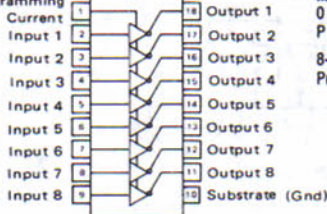
MC3490

0 to 70°C
P Suffix — Case 646

7-Digit Anode Driver with High Logic Level Input Required for Activation

Breakdown Voltage Volts Min	Input Voltage (OFF-State) Volts Min	Input Voltage (ON-State) Volts Max	Input Current μA Max
48	-5.0	-2.0	450

Programming

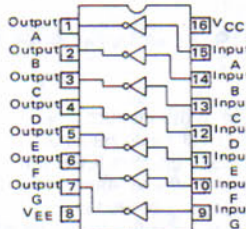


MC3491

0 to 70°C
P Suffix — Case 701

8-Segment Cathode Driver with Programmable Current

Breakdown Voltage Volts Min	Current Deviation (All 8 Outputs) % Max	Output Current Compliance Voltage Volts Range
80	10	5.0 to 50



MC3494

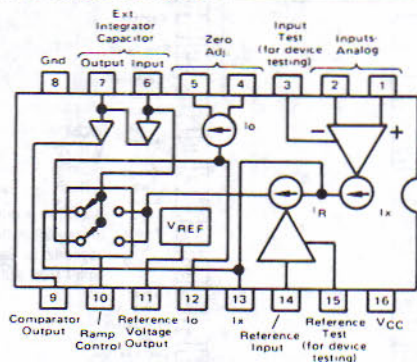
0 to 70°C
P Suffix — Case 646

7-Digit Anode Driver with Low Logic Level Input Required for Activation

Breakdown Voltage Volts Min	Input Voltage (OFF-State) Volts Max	Input Voltage (ON-State) Volts Min	Input Current μA Max
48	-2.0	-5.0	-350

INTERFACE (continued)

A/D-D/A Conversion

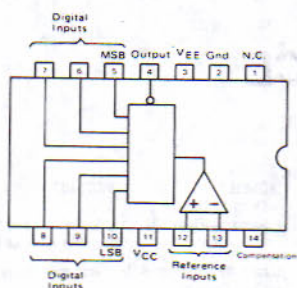


MC1505
-55 to 135°C
L Suffix — Case 620

A dual ramp subsystem which can provide accuracies to 4½ BCD digits or 13 binary bits. May be used with CMOS or MTL logic systems. Mates with MC14435 for complete 3½ BCD Converter function.

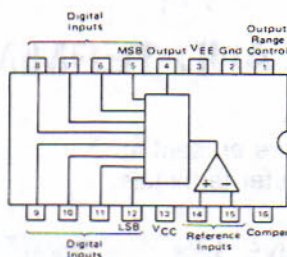
MC1405
0 to 70°C
L Suffix — Case 620

Linearity Error % Max	Voltage Reference Volts	Temperature Coefficient of Reference %/°C	I_{CC} @ $V_{CC} = 5.0$ V mA Max
±0.05	1.15 to 1.35	0.005	12



MC1506
-55 to 125°C
L Suffix — Case 632

MC1406
0 to 70°C
L Suffix — Case 632
6-Bit Multiplying Digital-to-Analog Converters

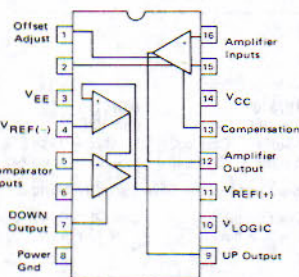


MC1508L8
-55 to 125°C
L Suffix — Case 620

MC1408L8
MC1408L7
MC1408L6
0 to 70°C
L Suffix — Case 620
8-Bit Multiplying Digital-to-Analog Converters

Accuracy % Min	t_{PROP} , t_{RHS} ns Max	Output Current @ $V_{EE} = -5.0$ V mA Range	P_D @ $V_{EE} = -5.0$ V mW Max
±0.78	50	0 to 2.1	1.2

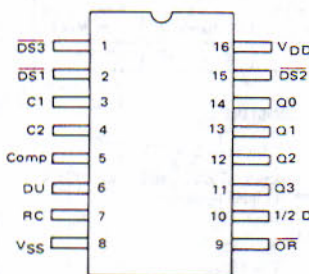
Device Number	Accuracy % Min	Output Current @ $V_{REF} = 2.0$ V mA Range	P_D @ $V_{EE} = -5.0$ V mW Max
MC1508L8	±0.19	1.9 to 2.1	170
MC1408L8	±0.19	1.9 to 2.1	170
MC1408L7	±0.39	1.9 to 2.1	170
MC1408L6	±0.78	1.9 to 2.1	170



MC1507
-55 to 125°C
L Suffix — Case 620

MC1407
0 to 70°C
L Suffix — Case 620

MC1507/MC1407 — Tracking or Successive Approximation A/D Subsystem consisting of a high slew rate operational amplifier and an adjustable dual threshold comparator.



MC14435
-55 to 125°C
MC14435EFL — L-Suffix Case 620
MC14435EVL — L-Suffix Case 620
-40 to 85°C
MC14435FL — L-Suffix Case 620
MC14435FP — P-Suffix Case 648
MC14435VL — L-Suffix Case 620
MC14435VP — P-Suffix Case 648

3½ Digit BCD Subsystem for Mating with the MC1505

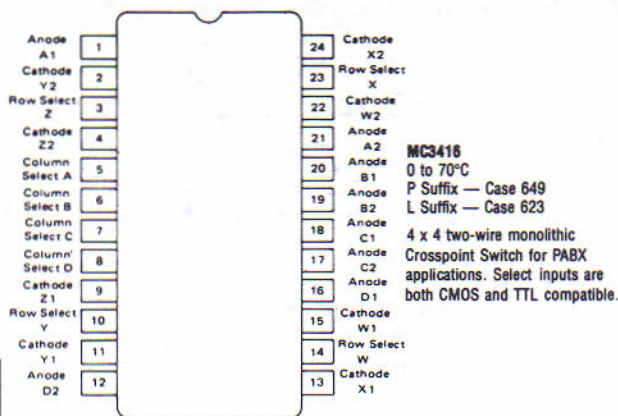
Device Number	V_{ID} Amplifier mV Max	I_B Amplifier μ A Max	Comparator V_{TH} @ $V_{REF} = 40$ mV mV Range	Comparator V_{TH} mV Range	Comparator I_{LINK} mA Min
MC1507	2.0	1.5	±36 to ±44	-150 to +320	3.2
MC1407	6.0	2.5	±30 to ±50	-150 to +320	3.2

$P_{DISSIPATED}$ @ $V_{DD} = 5.0$ V mW Max	I_{CC} @ $V_{DD} = 5.0$ V (Digit Selects) mA Min	I_{OL} @ $V_{CC} = 5.0$ V (BCD Outputs) mA Min	I_{OL} @ $V_{DD} = 5.0$ V (All Outputs) mA Min
1.75	1.6	1.6	-0.2

COMMUNICATION INTERFACE

Low-cost solid-state crosspoint switches offer important advantages in modern telephone exchanges.

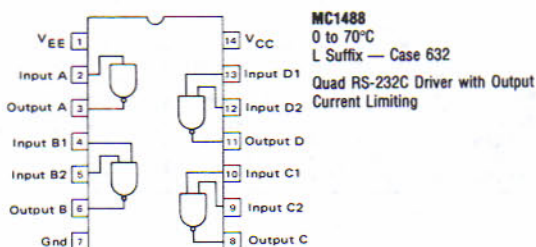
r_{OH} @ $V_{AK} = 10\text{ V}$ M Ω Min	r_{ON} @ $I_{AK} = 20\text{ mA}$ Ohms Max	BV_{AK} BV_{KA} Volts Min	V_{AK} @ $I_{AK} = 20\text{ mA}$ Volts Max
100	10	25	1.1



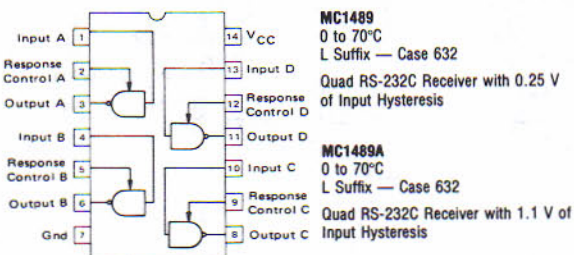
COMPUTER AND TERMINAL INTERFACE

Important interfaces are present in computers and computer terminals.

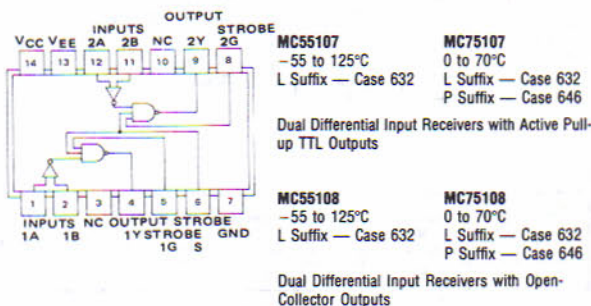
Drivers and Receivers



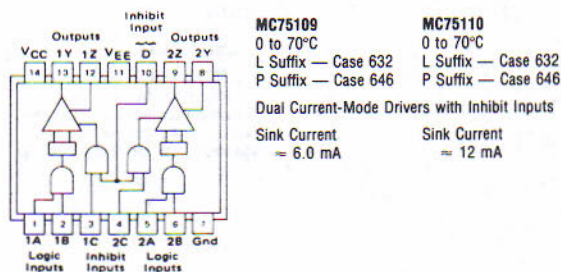
V_{OH} @ $V_{CC}/V_{EE} = \pm 9.0\text{ V}$ Volts Min	V_{OL} @ $V_{CC}/V_{EE} = \pm 9.0\text{ V}$ Volts Max	I_{OS} mA Range	t_{PHL} @ $C_L = 15\text{ pF}$ ns Max
6.0	-6.0	± 6.0 to 12	175



Device Number	Input V_{OH} Volts Range	Input V_{OL} Volts Range	t_{PHL} @ $R_L = 390\Omega$ ns Max
MC1489	1.0 to 1.5	0.75 to 1.25	50
MC1489A	1.75 to 2.25	0.75 to 1.25	50



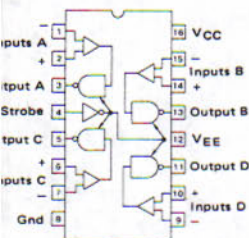
Input V_{TH} mV Max	I_{IH} @ $V_{ID} = 0.5\text{ V}$ μA Max	I_{IL} @ $V_{ID} = -2.0\text{ V}$ μA Max	t_{PHL} ns Max
± 25	75	-10	25



Device Number	I_{OH} (ON) mA Max	I_C (OFF) μA Max	t_{PHL} ns Max
MC75109	3.5	100	15
MC75110	6.5	100	15

INTERFACE (continued)

DRIVERS AND RECEIVERS (continued)

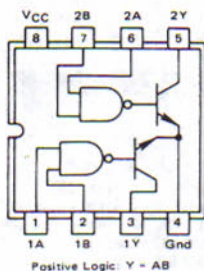


MC3450
0 to 70°C
L Suffix — Case 620
P Suffix — Case 648

MC3452
0 to 70°C
L Suffix — Case 620
P Suffix — Case 648

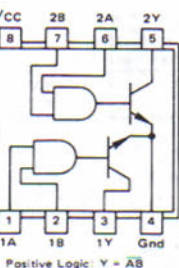
Quad Differential-Input Receivers

Common Three-State Enable
Open Collector Outputs



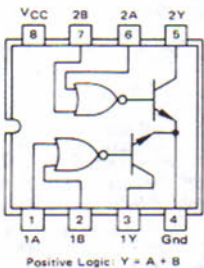
MC75451
MC75461
0 to 70°C
P Suffix — Case 626
U Suffix — Case 693

Dual Peripheral Positive AND Driver with Logic Gate Outputs Internally Connected to NPN output transistors.
 V_O (max) = 30 V — MC75451
= 35 V — MC75461



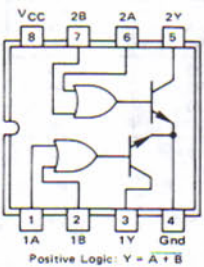
MC75452
MC75462
0 to 70°C
P Suffix — Case 626
U Suffix — Case 693

Dual Positive NAND driver with Logic Gate Outputs Internally Connected to NPN Output Transistors.
 V_O (max) = 30 V — MC75452
= 35 V — MC75462



MC75453
MC75463
0 to 70°C
P Suffix — Case 626
U Suffix — Case 693

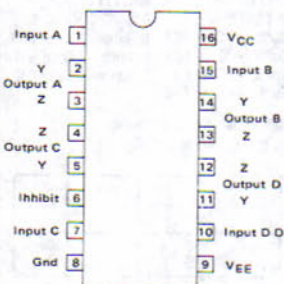
Dual Positive OR Driver With Logic Gate Outputs Internally Connected to NPN Output Transistors.
 V_O (max) = 30 V — MC75453
= 35 V — MC75463



MC75454
MC75464
0 to 70°C
P Suffix — Case 626
U Suffix — Case 693

Dual Positive NOR Driver with Logic Gate Output Internally Connected to NPN Output Transistors
 V_O (max) = 30 V — MC75454
= 35 V — MC75464

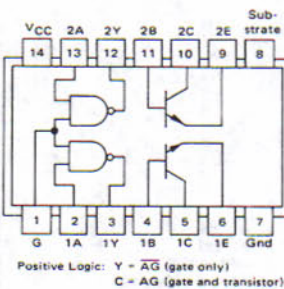
Input V_{IH} mV Max	I_{IH} @ $V_{IO} = 0.5$ V μ A Max	I_{IL} @ $V_{IL} = -2.0$ V μ A Max	t_{rLH} ns Max
≈ 25	75	-10	25



MC3453
0 to 70°C
L Suffix — Case 620
P Suffix — Case 648

Quad Current-Mode Driver with Common Inhibit Input. Current Sink is Approximately 12 mA

Input V_{IH} mV Max	I_{IH} @ $V_{IO} = 0.5$ V μ A Max	I_{IL} @ $V_{IL} = -2.0$ V μ A Max	t_{rLH} ns Max
≈ 25	75	-10	25



MC75450
0 to 70°C
L Suffix — Case 632
P Suffix — Case 646

Dual Peripheral Positive AND Driver, plus two non-committed NPN output transistors.

GATE

V_{OH} @ $I_{OH} = -400$ μ A Volts Max	V_{OL} @ $I_{OL} = 16$ mA Volts Max	t_{rLH} @ $C_L = 15$ pF ns Max
2.4	0.4	14

MC75451, MC75452, MC75453, MC75454

I_{OH} @ $V_{OH} = 30$ V μ A Max	V_{OL} @ $I_{OL} = 300$ mA Volts Max	I_{IH} @ $V_{IH} = 2.4$ V μ A Max	I_{IL} @ $V_{IL} = 0.4$ V mA Max
100	0.7	40	-1.6

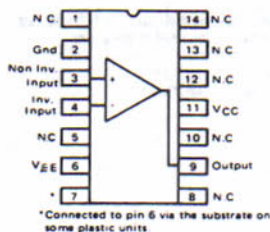
TRANSISTOR

BV_{CEO} Volts Min	BV_{EBO} Volts Min	h_{FE} @ $V_{CE} = 3.0$ V, $I_C = 300$ mA Min
35	5.0	30

MC75461, MC75462, MC75463, MC75464

I_{OH} @ $V_{OH} = 35$ V μ A Max	V_{OH} (After Switching) @ $V_{CC} = 35$ V, $I_O = 300$ mA mV Max
100	-10

Comparators

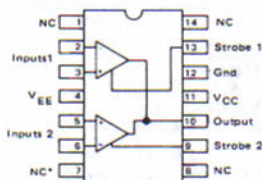


MC1710C
0 to 70°C
G Suffix — Case 601
F Suffix — Case 606
L Suffix — Case 632
P Suffix — Case 646

MC1710
-55 to 125°C
G Suffix — Case 601
F Suffix — Case 606
L Suffix — Case 632
P Suffix — Case 646

Single Comparators

Device Number	V_{IO} mV Max	I_{IS} μ A Max	A_{VOL} V/V Min
MC1710C	5.0	25	1000
MC1710	2.0	20	1250

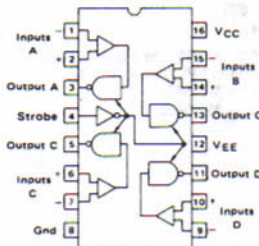


MC1711C
0 to 70°C
G Suffix — Case 603
F Suffix — Case 606
L Suffix — Case 632
P Suffix — Case 646

MC1711
0 to 70°C
G Suffix — Case 603
F Suffix — Case 606
L Suffix — Case 632
P Suffix — Case 646

Dual Comparators with Strobes,
Wire-ORed Outputs

Device Number	V_{IO} mV Max	I_{IS} μ A Max	A_{VOL} V/V Min
MC1711C	5.0	100	700
MC1711	3.5	75	700



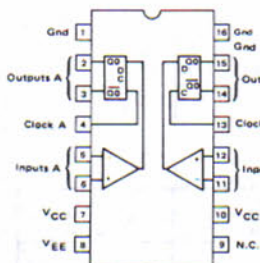
MC3430
MC3431
0 to 70°C
L Suffix — Case 620
P Suffix — Case 648

MC3432
MC3433
0 to 70°C
L Suffix — Case 620
P Suffix — Case 648

Quad High-Speed Comparators with Three-State Enable Common to all Four Devices

Quad Comparators with Open Collector Outputs, Common Strobe Input

Device Number	V_{IS} mV Max	I_{IS} μ A Max	t_{PHL} ns Max
MC3430	± 6.0	20	45
MC3431	± 10	20	45
MC3432	± 6.0	20	50
MC3433	± 10	20	50



MC1650
MC1651
-30 to 85°C
L Suffix — Case 620
F Suffix — Case 650

Ultra-High Speed Dual Comparators with Latches

Device Number	V_{TH} mV Min	Common-Mode Range Volts Min	t_{PO} (Differential Inputs) ns Max	t_{PO} (Clock) ns Max
MC1650	± 20	-2.5 to 3.0	5.0	4.7
MC1651	± 20	-3.0 to 2.5	5.0	4.7

COMPARATORS (continued)



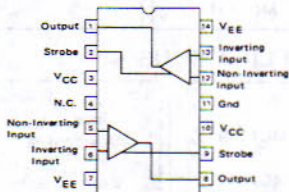
MLM111
 -55 to 125°C
 G Suffix — Case 601
 F Suffix — Case 606
 L Suffix — Case 632

MLM211
 -25 to 85°C
 G Suffix — Case 601
 F Suffix — Case 606
 L Suffix — Case 632

MLM311
 0 to 70°C
 G Suffix — Case 601
 F Suffix — Case 606
 L Suffix — Case 632
 P1 Suffix — Case 626

High-Gain, High Input Impedance Comparators. May be used with single power supply. Strobe and balance inputs provided.

Device Number	V _{IO} mV Max	I _{IB} nA Max	V _{OL} @ I _{OL} = 50 mA Volts Max
MLM111	3.0	100	1.5
MLM211	3.0	100	1.5
MLM311	7.5	250	1.5

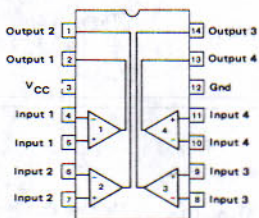


MC1514
 -55 to 125°C
 F Suffix — Case 607
 L Suffix — Case 632

MC1414
 0 to 70°C
 F Suffix — Case 607
 L Suffix — Case 632
 P Suffix — Case 646

Dual Comparators with Strobes

Device Number	V _{IO} mV Max	I _{IB} μA Max	A _{VOL} V/V Min
MC1514	2.0	20	1250
MC1414	5.0	25	1000



MLM139
MLM139A
 -55 to 125°C
 L Suffix — Case 632

MC3302
MLM239
MLM239A
 -40 to 85°C
 L Suffix — Case 632
 P Suffix — Case 646

MLM339
MLM339A
 0 to 70°C
 L Suffix — Case 632
 P Suffix — Case 646

Quad Single Supply Voltage Comparators

Device Number	V _{IO} @ 25°C mV Max	I _{IB} @ 25°C nA Max	I _{OL} @ V _{OL} = 500 mV mA Min	V _{OL} @ I _{OL} = 2.0 mA* @ I _{OL} = 4.0 mA mV Max
MC3302	20	1000	—	400*
MLM139	5.0	100	6.0	500
MLM139A	2.0	100	6.0	500
MLM239	5.0	250	6.0	500
MLM239A	2.0	250	6.0	500
MLM339	5.0	250	6.0	500
MLM339A	2.0	250	6.0	500

Motorola offers a broad line of operational amplifiers to meet a wide range of usages. From low-cost, industry standard types to high precision circuits the span encompasses a large range of performance capabilities.

These linear integrated circuits are available as single, dual, and quad monolithic devices in a variety of package

styles as well as standard and beam-lead chips. The following guide is designed to highlight those Motorola operational amplifiers which are recommended for new designs due to their excellent performance, lower relative cost and ready availability.

NON COMPENSATED — Gain and Frequency-Response characteristics may be optimized for specific applications through the selective addition of external compensating capacitors and resistors.

AN INDUSTRY STANDARD — MC1709

<p>This design was among the first high-performance types on the market and still is one of the most popular. Its long history has made it among the most widely sourced unit in the industry, and the most universally available amplifier. In the largest selection of packages, at the lowest cost.</p>	<p>Available Variations:</p> <p>Prime Device — MC1709 $T_A = -55$ to $+125^\circ\text{C}$</p> <p>Relaxed Spec. — MC1709C $T_A = 0$ to $+70^\circ\text{C}$</p> <p>Military Processed Devices Available — MC1709A</p> <p>Beam Lead — MCB1709</p> <p>Duals —</p> <p>Prime Device — MC1537</p> <p>Relaxed Spec. — MC1437</p>	<p>Chips:</p> <p>Standard — MCC1709 MCC1709C</p> <p>Beam Lead — MCBC1709</p> <p>Flip-Chip — MCCF1709 MCCF1709C</p>

FOR HIGHER PERFORMANCE GENERAL-PURPOSE APPLICATIONS

<p>MC1748</p> <p>Improved version of MC1709, available at a slightly higher price. Has greater gain and slew rate, better input and output impedances and somewhat lower power dissipation.</p>	<p>Available Variations:</p> <p>Prime Device — MC1748 $T_A = -55$ to $+125^\circ\text{C}$</p> <p>Relaxed Spec. — MC1748C $T_A = 0$ to $+75^\circ\text{C}$</p>	<p>Chips:</p> <p>Standard — MCC1748 MCC1748C</p> <p>Beam Lead — MCBC1748</p>
<p>MC1539</p> <p>High slew rate amplifier. Also offers substantial improvement in offset current and voltage, and in frequency response. Recommended for high-performance applications at low cost.</p>	<p>Available Variations:</p> <p>Prime Device — MC1539 $T_A = -55$ to $+125^\circ\text{C}$</p> <p>Relaxed Spec. — MC1439 $T_A = 0$ to $+75^\circ\text{C}$</p>	<p>Chips:</p> <p>Standard — MCC1539 MCC1439</p>

FOR SPECIAL APPLICATIONS

<p>MC1520 — Differential Output</p> <p>Wide-Band Amplifier, recommended primarily for those applications where differential output is an essential circuit requirement.</p>	<p>Available Variations:</p> <p>Prime Device — MC1520 $T_A = -55$ to $+125^\circ\text{C}$</p>	<p>Relaxed Spec. — MC1420 $T_A = 0$ to $+75^\circ\text{C}$</p>
<p>MLM101A — Low Bias Current</p> <p>High-performance amplifier, featuring exceptionally low input bias and offset currents. Limited temperature version (MLM301A) is particularly attractive as general-purpose amplifier due to low cost.</p>	<p>Available Variations:</p> <p>Prime Device — MLM101A $T_A = -55$ to $+125^\circ\text{C}$</p> <p>Intermediate Spec. — MLM201A $T_A = -25$ to $+85^\circ\text{C}$</p>	<p>Relaxed Spec. — MLM301A $T_A = 0$ to $+75^\circ\text{C}$</p> <p>Military Qualification or Process Devices Available — MLM101A</p>

ELECTRICAL SPECIFICATIONS — (Prime Devices)

Device Type	I_{IB} μA Max	V_{IO} mV Max	I_{IO} nA Max	A_{vol} V/V Min	f_c MHz Typ	BW_p kHz Typ	SR V/ μs Typ	Case
MC1709	0.5	5.0	200	25 k	0.5	4.0	0.25	601, 606, 632, 693
MC1748	0.5	5.0	200	50 k	1.0	10	0.8	601, 606
MC1539	0.5	3.0	60	50 k	2.0	50	4.2	601, 632, 693
MC1520	2.0	10	100	1 k	10	150	5.0	602A, 606
MLM101A	0.075	2.0	10	50 k	1.0	10	0.5	601, 693

COMPENSATED — Internal frequency compensation adjusts roll-off to provide stable operation regardless of amount of feedback employed.

FOR GENERAL-PURPOSE APPLICATIONS

MC1741 — An Industry Standard

High-performance amplifier whose wide availability and low-cost (relaxed specification MC1741C) have made it a popular device for general-purpose amplifier applications.

Available Variations:

Prime Device —	MC1741	Chips:	
$T_A = -55$ to $+125^\circ\text{C}$		Standard	MCC1741
Relaxed Spec. —	MC1741C	Beam Lead	MCC1741C
$T_A = 0$ to $+75^\circ\text{C}$		Flip-Chip	MCBC1741
Military Qualification			MCCF1741
or Process Devices Available —	MC1741		MCCF1741C
Duals —			MCCF1558
Prime Device —	MC1747		MCCF1458
	MC1558		
Intermediate Spec. —	MC1458		
Relaxed Spec. —	MC1747C		
	MC1458C		

MC1741S — High Slew Rate

Performance similar to MC1741 except with slew rate and power bandwidth to 20 times higher. Low cost "C" version is ideal for applications where restricted temperature range is suitable.

Available Variations:

Prime Device —	MC1741S
$T_A = -55$ to $+125^\circ\text{C}$	
Relaxed Spec. —	MC1741SC
$T_A = 0$ to $+75^\circ\text{C}$	

MLM107 — Low Input Current

Designed for applications such as sample-and-hold circuits and long interval integrators, where improved input characteristics are needed.

Available Variations:

Prime Device —	MLM107
$T_A = -55$ to $+125^\circ\text{C}$	
Intermediate Spec. —	MLM207
$T_A = -25$ to $+85^\circ\text{C}$	
Relaxed Spec. —	MLM307
$T_A = 0$ to $+70^\circ\text{C}$	

MC1556 — High Input Impedance

High performance amplifier featuring extremely high input impedance, high gain and a general upgrading of all other characteristics that make this device particularly suited for the most demanding overall amplifier needs.

Available Variations:

Prime Device —	MC1556
$T_A = -55$ to $+125^\circ\text{C}$	
Relaxed Spec. —	MC1456
$T_A = 0$ to $+70^\circ\text{C}$	MC1456C

MC1776 — Micropower Programmable

Programmable, by means of external resistor, to optimize current, voltage and noise characteristics. Operates over ± 1.2 to ± 18 Volt power supply range, with microwatt power dissipation at the lower supply voltages.

Available Variations:

Prime Device —	MC1776
$T_A = -55$ to $+125^\circ\text{C}$	
Relaxed Spec. —	MC1776C
$T_A = 0$ to $+70^\circ\text{C}$	
Low Cost Version —	MC3476
$T_A = 0$ to $+70^\circ\text{C}$	

MLM110 — Unity Gain Follower

For voltage follower purposes in highly critical instrumentation applications.

Available Variations:

Prime Device —	MLM110
$T_A = -55$ to $+125^\circ\text{C}$	
Intermediate Spec. —	MLM210
$T_A = -25$ to $+85^\circ\text{C}$	
Relaxed Spec. —	MLM310
$T_A = 0$ to $+70^\circ\text{C}$	

MC1536 — High Output Voltage

High gain amplifier with maximum supply voltage to ± 40 volts, for extremely wide output voltage swing.

Available Variations:

Prime Device —	MC1536
$T_A = -55$ to $+125^\circ\text{C}$	
Relaxed Spec. —	MC1436
$T_A = 0$ to $+75^\circ\text{C}$	MC1436C
Chips:	
Standard —	MCC1536
	MCC1436

MC1538 — Power Booster

Designed as high current gain amplifiers, with unity voltage gain. Can deliver load currents to ± 300 mA, for driving low impedance loads.

Available Variations:

Prime Device —	MC1538
$T_A = -55$ to $+125^\circ\text{C}$	
Relaxed Spec. —	MC1438
$T_A = 0$ to $+75^\circ\text{C}$	

SPECIAL FEATURES AMPLIFIERS

ELECTRICAL SPECIFICATIONS — (Prime Devices)

Device Type	I_{IB}	V_{IO}	I_{IO}	A_{vol}	f_c	BW_p	SR	Case
	μA Max	mV Max	nA Max	V/V Min	MHz Typ	kHz Typ	V/ μs Typ	
MC1741	0.5	5.0	200	50 k	1.0	10	0.8	601, 606, 632, 693
MC1741S	0.5	5.0	200	50 k	1.0	200	15	601, 693
MLM107	0.075	2.0	10	50 k	1.0	10	0.5	601
MC1556	0.015	4.0	2.0	100 k	1.0	40	2.5	601, 632, 693
MC1776	0.0075	5.0	3.0	200 k	0.2	1.5	0.1	601
MLM110	0.003	4.0	—	Unity	20	300	30	601, 693
MC1536	0.02	5.0	3.0	100 k	1.0	23	2.0	601, 693
MC1538	200	—	—	900	—	1500	75	614

MULTIPLE OPERATIONAL AMPLIFIERS

Dual and Quad operational amplifiers for space and cost savings in applications requiring more than one amplifier.

DUAL OPERATIONAL AMPLIFIERS

MC1537 – NON COMPENSATED
 Dual equivalent of the highly popular MC1709.

Available Variations:
 Prime Device – MC1537
 $T_A = -55$ to $+125^\circ\text{C}$
 Relaxed Spec. – MC1437
 $T_A = 0$ to $+75^\circ\text{C}$

MC1558, MC1747 – COMPENSATED
 Dual equivalents of the highly popular MC1741. The two devices and their "variations" differ principally in pin configurations.

Available Variations:
 Prime Device – MC1558
 $T_A = -55$ to $+125^\circ\text{C}$
 Relaxed Spec. – MC1458
 $T_A = 0$ to $+75^\circ\text{C}$ MC1458C

Chips:
 Standard – MCC1558
 MCC1458
 Flip-Chip – MCCF1558
 MCCF1458

Available Variations:
 Prime Device – MC1747
 $T_A = -55$ to $+125^\circ\text{C}$
 Relaxed Spec. – MC1747C
 $T_A = 0$ to $+75^\circ\text{C}$
 Military Qualification or Process Devices Available – MC1747

ELECTRICAL SPECIFICATIONS – (Prime Devices)

Device Type	I_{IB} μA Max	V_{IO} mV Max	I_{IO} nA Max	A_{vol} V/V Min	f_c MHz Typ	BW_p kHz Typ	SR V/ μs Typ	Case
MC1537	0.5	5.0	200	25 k	1.0	3.0	0.25	632
MC1558	0.5	5.0	200	50 k	1.1	14	0.8	601, 632, 693
MC1747	0.5	5.0	200	50 k	1.0	10	0.5	601, 603, 607, 646

QUAD OPERATIONAL AMPLIFIERS

MC3503
 High performance, compensated quad operational amplifier with specifications similar to MC1741, but with lower power requirements. Operates with single or split power supplies.

Available Variations:
 Prime Device – MC3503
 $T_A = -55$ to $+125^\circ\text{C}$
 Relaxed Spec. – MC3403
 $T_A = 0$ to $+70^\circ\text{C}$

MC3401
 Low cost amplifier with four independent circuits ideal for active filters, multi-channel amplifiers and similar applications.
 $T_A = 0$ to $+75^\circ\text{C}$

MC3301
 Similar to MC3401, except with much greater temperature range suitable for wide under hood temperature variations in automotive applications.
 $T_A = -40$ to $+85^\circ\text{C}$

ELECTRICAL SPECIFICATIONS

Device Type	I_{IB} μA Max	V_{IO} mV Max	I_{IO} nA Max	A_{vol} V/V Min	f_c MHz Typ	BW_p kHz Typ	SR V/ μs Typ	Case
MC3301	0.3	—	—	1 k	4.0	20	0.6	646
MC3401	0.3	—	—	1 k	5.0	20	0.6	646
MC3403	0.5	8.0	200	20 k	1.0	9.0	0.6	632, 646
MC3503	0.5	5.0	200	50 k	1.0	9.0	0.6	632

OTHER OPERATIONAL AMPLIFIERS

The following operational amplifier types are also manufactured by Motorola. These device types are recommended for exact replacement only.

MC1430 MC1431 MC1433 MC1435	MC1530 MC1531 MC1533 MC1535	MC1712 MC1712C
--------------------------------------	--------------------------------------	-------------------

A variety of high-frequency circuits with features ranging from low-cost simplicity to multi-function versatility marks Motorola's line of integrated RF/IF amplifiers. Devices described here are intended for industrial and communica-

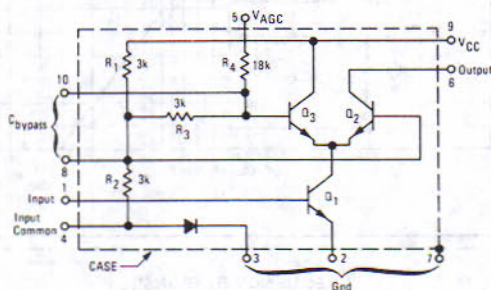
tions applications. For devices especially dedicated to consumer products, i.e., TV and entertainment radio, see Consumer Applications Selector Guide.

AGC AMPLIFIERS

MC1550 - Low Cost Building Block

Single-stage cascade connected amplifier with delayed AGC characteristics, for operation at frequencies to 100 MHz. Has typical power gain of 25 dB @ 60 MHz. See Application Notes AN-215A, AN-247A and AN-299 for design details.

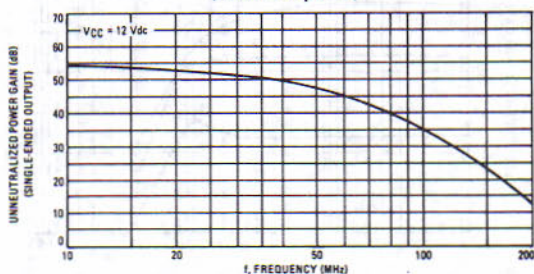
CIRCUIT SCHEMATIC



MC1590 - Wide-Band General Purpose

Has differential inputs and outputs with unneutralized power gain as high as 35 dB typical at 100 MHz in tuned amplifier service. Effective AGC voltage range from 5 to 7 volts for a 30 dB gain reduction. See Application Note AN-513 for design details.

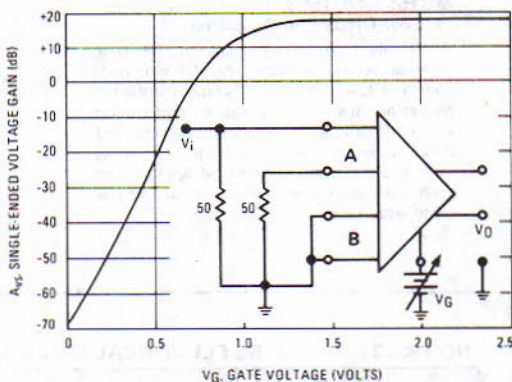
UNNEUTRALIZED POWER GAIN versus FREQUENCY
(Tuned Amplifier)



MC1545/MC1445 - Gated 2-Channel Input

Differential input and output amplifier with gated 2-channel input for a wide variety of switching purposes. Typical 75 MHz bandwidth makes it suitable for high-frequency applications such as video switching, FSK circuits, multiplexers, etc.. Gating circuit is useful for AGC control. See Application Notes AN-475 and AN-491 for design details.

GATE CHARACTERISTICS

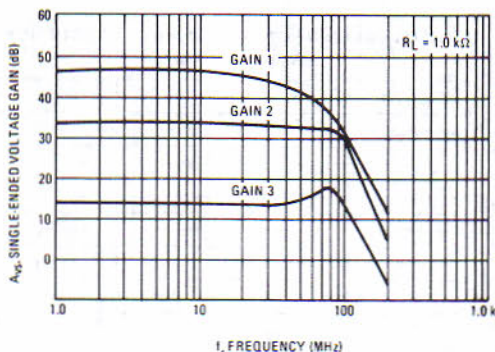


AGC AMPLIFIERS ELECTRICAL SPECIFICATIONS

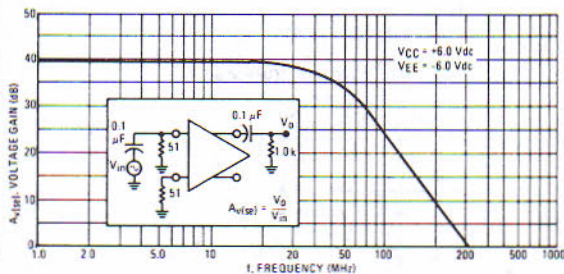
Operating Temperature Range		A _v dB	Bandwidth MHz	V _{CC} /V _{EE} Vdc	Case	Special Features
-55 to +125°C	0 to +75°C					
MC1550	—	22 Min	22	+6/-	602B,606	Low-Cost
MC1590	—	44 Typ @ 4 Typ @	10 100	+12/-	601	Characterized as Video Amplifier and as High Frequency Tuned Amplifier
MC1545	MC1445	19 Typ @	75	+5/-5	602A,607,632	Gate Controlled 2-Channel Input

MC1733/MC1733C – Utility Amplifier

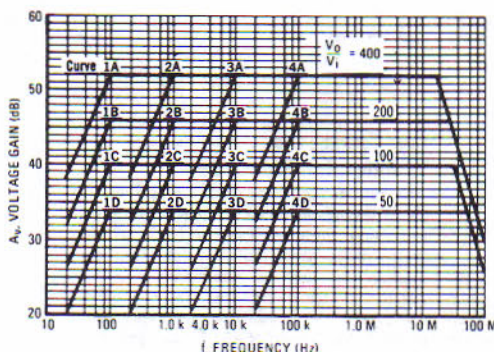
Differential input and output amplifier provides three fixed gain options with bandwidth to 120 MHz. External resistor permits any gain setting from 10 to 400 V/V. Extremely fast rise time (2.5 ns typ) and propagation delay time (3.6 ns typ) makes this unit particularly useful as pulse amplifier in tape, drum, or disc memory read applications.

GAIN versus FREQUENCY

MC1510/MC1410 – General-Purpose Amplifier

Differential amplifier with flat response to 40MHz. Provides excellent performance and simple design for most video and communications purposes.

VOLTAGE GAIN versus FREQUENCY

MC1552/MC1553 – Low Distortion Amplifier

Extremely high performance amplifier with internal series feedback for stable voltage gain and low distortion. Temperature compensation stabilizes operating point. Has selectable gain option and well characterized data that permits accurate response shaping (see graph). Useful for critical applications such as wideband linear amplifiers or fast-rise pulse amplifiers.

FREQUENCY RESPONSE

NON AGC AMPLIFIERS ELECTRICAL SPECIFICATIONS

Operating Temperature Range		A _V dB	Bandwidth MHz	V _{CC} /V _{EE} Vdc	Case	Special Features
-55 to +125°C	0 to +75°C					
MC1733	MC1733C	52 40 20	@ 40 90 120	+6/-6	603,632	3-Fixed Gain Options. Fast Rise Time and Propagation
MC1510	MC1410	40	40	+6/-6	601	
MC1553	—	46 52	@ 35 15	+6/-6	602B	High and Low Gain Versions of precision amplifier with distortion as low as 0.2% at 200 kHz.
MC1552	—	34 40	@ 40 35	+6/-6	602B	

FIXED OUTPUT VOLTAGE REGULATORS

Low cost, dedicated, monolithic circuits for positive and/or negative regulation requirements from 100 mA to 1.5 A. Most are available in plastic and metal packages. Consult the data sheets for more detailed specifications.

POSITIVE 1.5 A — MC7800 Series

Family Characteristics:
 0 to +125°C Junction Temperature
 I_O — 1.5 A (Max)
 V_O — ±5% of nominal voltage for all line and load condition limits

Nominal V_O	V_I (dc)		Device Type
	Min	Max	
5 V	7 V	35 V	MC7805C
6 V	8 V	35 V	MC7806C
8 V	10.5 V	35 V	MC7808C
12 V	14.5 V	35 V	MC7812C
15 V	17.5 V	35 V	MC7815C
18 V	21 V	35 V	MC7818C
24 V	27 V	40 V	MC7824C

*Also available as the:
 MLM109 (-55 to +150°C)
 MLM209 (-25 to +125°C)
 MLM309 (0 to +125°C)

POSITIVE, 500 mA — MC78M00 Series

Family Characteristics:
 0 to +125°C Junction Temperature
 I_O — 500 mA (Max)
 V_O — ±5% of nominal voltage for all line and load condition limits.

Nominal V_O	V_I (dc)		Device Type
	Min	Max	
5 V	7 V	35 V	MC78M05C
6 V	8 V	35 V	MC78M06C
8 V	10.5 V	35 V	MC78M08C
12 V	14.5 V	35 V	MC78M12C
15 V	17.5 V	35 V	MC78M15C
18 V	21 V	35 V	MC78M18C
24 V	27 V	40 V	MC78M24C

NEGATIVE, 1.5 A — MC7900 Series

Family Characteristics:
 0 to +125°C Junction Temperature
 I_O — 1.5 A (Max)
 V_O — ±5% of nominal voltage for all line and load condition limits.

Nominal V_O	V_I (dc)		Device Type
	Min	Max	
2 V	7.2 V	35 V	MC7902C
5 V	7 V	35 V	MC7905C
5.2 V	7 V	35 V	MC7905.2C
6 V	8 V	35 V	MC7906C
8 V	10.5 V	35 V	MC7908C
12 V	14.5 V	35 V	MC7912C
15 V	17.5 V	35 V	MC7915C
18 V	21 V	35 V	MC7918C
24 V	27 V	40 V	MC7924C

POSITIVE, 750 mA — MC7700 Series

Family Characteristics:
 0 to +125°C Junction Temperature
 I_O — 750 mA (Max)
 V_O — ±5% of nominal voltage for all line and load condition limits.

Nominal V_O	V_I (dc)		Device Type
	Min	Max	
5 V	7 V	35 V	MC7705C
6 V	8 V	35 V	MC7706C
8 V	10.5 V	35 V	MC7708C
12 V	14.5 V	35 V	MC7712C
15 V	17.5 V	35 V	MC7715C
18 V	21 V	35 V	MC7718C
20 V	23 V	40 V	MC7720C
24 V	27 V	40 V	MC7724C

POSITIVE, 100 mA — MC78L00 Series

Family Characteristics:
 0 to +125°C Junction Temperature
 I_O — 100 mA (Max)
 V_O — ±10% of nominal voltage for all line and load condition limits.

Nominal V_O	V_I (dc)		Device Type
	Min	Max	
5 V	7 V	30 V	MC78L05C
8.1 V	10.5 V	30 V	MC78L08C
12 V	10.5 V	35 V	MC78L12C
15 V	17.5 V	35 V	MC78L15C
18 V	21 V	35 V	MC78L18C
24 V	27 V	40 V	MC78L24C

NEGATIVE, 100 mA — MC79L00 Series

Family Characteristics:
 0 to +125°C Junction Temperature
 I_O — 100 mA (Max)
 V_O — ±10% of nominal voltage for all line and load condition limits.

Nominal V_O	V_I (dc)		Device Type
	Min	Max	
3 V	5 V	30 V	MC79L03C
5 V	7 V	30 V	MC79L05C
12 V	14.5 V	35 V	MC79L12C
15 V	17.5 V	35 V	MC79L15C
18 V	21 V	35 V	MC79L18C
24 V	27 V	40 V	MC79L24C

DUAL (±15 V Output) 100 mA REGULATOR

The MC1568 features an output balance of ±1% maximum (±2% for MC1468), current limit control and provisions for remote sensing. The ceramic package (L Suffix) has a balance control pin for critical balance requirements. The preset V_O of ±15 V can be varied from ±8 to ±20 V at the sacrifice of performance over temperature.

	MC1568	MC1468
Temp. Range	-55 to +125	0 to 75
I_O (Max)	100 mA	100 mA
V_O	±15 V, ±2.5%	±15 V, ±6%
V_I (Min/Max)	±17.2/±30	±17.5/±30
Regline	0.006	0.01
% V_O/V_I (Max)		
Regload (% V_O Max)	0.07	0.07



CASE 199-04
(P Suffix)



CASE 11
(K Suffix)



CASE 199-04
(P Suffix)



CASE 79-02
TO-39
(G Suffix)



CASE 199-04
(P Suffix)



CASE 11
(K Suffix)



CASE 199-04
(P Suffix)



CASE 79-02
TO-39
(G Suffix)



CASE 29-02
TO-92
(P Suffix)



CASE 79-02
TO-39
(G Suffix)



CASE 29-02
TO-92
(P Suffix)



CASE 79-02
TO-39
(G Suffix)



CASE 603
(G Suffix)



CASE 614
(R Suffix)



CASE 632
(L Suffix)

VARIABLE OUTPUT VOLTAGE REGULATORS

When an adjustable or tailored voltage is required, the following regulators should be used. Voltage is set by varying the value of an external resistor or resistors. More complete data on individual devices can be found on the data sheets.



CASE 614 500 mA
(R Suffix)



CASE 602A 200 mA
(G Suffix)

POSITIVE, 500 mA — 2.5 to 37 V

The MC1569 is a high performance regulator designed for either stand-alone operation or with a current boost transistor. It has an electrical complement, the MC1563 for dual supply applications requiring positive and negative outputs. Ripple rejection is typically 0.002%/V. An electronic shutdown control and remote sensing are also provided.

Operating Temperature (Junction)	-55 to +125°C
I _O Max	500 mA
V _O Range	2.5 to 37 V
V _I (Min/Max)	8.5 to 40 V
Reg _{line} Max	0.015%/V _O
Reg _{load} Max	0.05%

Variations:

The MC1469 is a relaxed specification lower cost version of the MC1569 and operates over a 0 to +70°C Junction Temperature Range.

MC1569/MC1469 also available as non-encapsulated chip, use MCC prefix.

MC1561 is the same as the MC1569 but has a much higher transient response. It is also available as the MC1560 which has a reduced V_O range and slightly relaxed specifications. The MC1461 and MC1460 are also available for 0 to +70°C operation.

POSITIVE, 20 mA — 4.5 to 40 V

The MLM105 is also available for low current applications. Line regulation is 0.01%/V and load regulation (no load to full load) 1 mV. Operating temperature is -55 to +125°C ambient.

The MLM205 relaxed specification:

-25 to +85°C

The MLM305 relaxed specification:

0 to +70°C

NEGATIVE, 500 mA — 3.6 to 37 V

The MC1563 is an electrical complement to the MC1569 for construction of positive and negative output regulator systems. In the power package (R Suffix), the case is ground for both types allowing direct mounting on a common heat sink.

Variations:

The MC1463 is a relaxed specification lower cost version of the MC1563 and operates over a 0 to +70°C Junction Temperature Range.

MC1563/MC1463 also available as non-encapsulated chip, use MCC prefix.

Operating Temperature (Junction)	-55 to +125°C
I _O Max	500 mA
V _O Range	3.6 to 37 V
V _I (Min/Max)	8.5 to 40 V
Reg _{line}	0.015%/V _O Max
Reg _{load}	0.05% Max

NEGATIVE, 20 mA — 0.015 to 40 V

The MLM104 is also available for low current applications. Line regulation is 0.01%/V and load regulation (no load to full load) 1 mV. Operating Temperature is -55 to +125°C (ambient).

The MLM204 relaxed specification:

-25 to +85°C

The MLM304 relaxed specification:

0 to +70°C

LABORATORY SUPPLY, VOLTAGE AND CURRENT REGULATOR

The MC1566 is a floating regulator designed for use with an external series pass NPN transistor. The voltage and current capabilities are limited only by the characteristics of the series element. Some of the more important features include:

- Automatic cross-over between voltage and current regulation
- Adjustable to zero volts or current
- Short circuit protection
- Remote Sensing

Operating Temperature (Ambient)	-55 to +125°C
Reg _{line} & Reg _{load}	0.01% + 1 mV
Reg _{current}	0.1% + 1 mA

Variations:

The MC1466 is a lower cost relaxed specification version of the MC1566 for operation from 0 to +75°C (ambient)



CASE 603
(G Suffix)



CASE 602A
(G Suffix)



CASE 614 500 mA
(R Suffix)



CASE 603
(G Suffix)



CASE 632
Suffix L



CASE 603
(G Suffix)



CASE 646
(P Suffix)



CASE 632
(L Suffix)

POSITIVE, 150 mA — 2 to 37 V

The MC1723 is a very popular, lower current regulator for either stand-alone use or in conjunction with a current boost transistor. Three package variations are available: Metal (G Suffix), dual-in-line ceramic (L Suffix), or Plastic (P Suffix).

Operating Temperature (Ambient)	-55 to +125°C
I _O Max	150 mA
V _O Range	2 to 37 V
V _I (Min/Max)	9.5 to 40 V
Reg _{line} Max	0.2% V _O
Reg _{load} Max	0.15% V _O

Variations:

The MC1723C is a lower cost relaxed specification of the MC1723 for operation over the temperature range of 0 to +75°C (ambient).

The MC1723/MC1723C also available as nonencapsulated chip, use MCC prefix. MC1723 also available as nonencapsulated beam-lead device; use MCBC prefix, use MCB prefix for device in ceramic flat package.

MC1723 — High reliability processed versions offered.

SPECIAL-PURPOSE CIRCUITS

The linear-integrated-circuits listed in this section were developed by Motorola for the system design engineer to fill special-purpose requirements as indicated

by the subheadings. Temperature ranges and package availability are also tailored to provide versatility.

MULTIPLIERS

Function	Linearity Error typ	Input Voltage Range Vdc min	Case	Type	
				-55 to +125°C	0 to +70°C
A four-quadrant multiplier designed to operate with ± 15 -volt supplies; has internal level-shift circuitry and voltage regulator.	$\pm 0.3\%$	± 10	620	MC1594	—
	$\pm 0.5\%$	± 10	620	—	MC1494
Applications include multiply, divide, square root, mean square, phase detector, frequency doubler, balanced modulator/demodulator, electronic gain control.	X Input = 0.5% Y Input = 1.0%	± 10	632	MC1595*	—
	X Input = 1.0% Y Input = 2.0%	± 10	632	—	MC1495*

*Also available as a nonencapsulated chip. use MCC prefix.

BALANCED MODULATOR/DEMODULATOR

Function	Carrier Suppression dB @ f		Common-Mode Rejection dB typ	Case	Type	
	typ	MHz			-55 to +125°C	0 to +75°C
Balanced modulator/demodulator designed for use where the output voltage is a product of an input voltage (signal) and a switching function (carrier).	65	0.5	85	602A, 632	MC1596	—
	50	10				

LOW-FREQUENCY CIRCUITS

Function	Output Power W typ	Voltage Gain — typ V/V typ	Total Harmonic Distortion % typ	Case	Type	
					-55 to +125°C	0 to +70°C
A power amplifier device capable of single or split supply operation.	1.0	10, 18, 36	0.4	602B	MC1554	MC1454

TIMING CIRCUITS

Function	Supply Voltage VCC Vdc — max	Initial Timing Error VCC = 5 & 15 V, C = 0.1 μ F %-typ	VOL VCC = 15 V I _{sink} = 50 mA Vdc — max	VOH VCC = 15 V I _{source} = 100 mA Vdc — min	Case	Type	
						-55 to +125°C	0 to +75°C
Wide range adjustable timers	16	1.0	0.75	12.75	601, 626, 693	—	MC1455
	18	0.5	0.5	13	601, 693	MC1555	—
Dual Adjustable Timers	16	2.25	0.75	12.75	632, 646	—	MC3456
	18	1.5	0.5	13	632	MC3556	—

CONSUMER APPLICATIONS

...reflecting Motorola's continuing commitment to semiconductor products necessary for consumer system designs. The tabulation contains data for a large number of components designed principally for entertainment

product applications. It is arranged to simplify first-order of linear integrated circuit device lineups to satisfy primary functions for Television, Audio, Radio, Automotive and Organ applications.

TELEVISION CIRCUITS

SOUND

Function	Features	Case	Type
Sound IF, Detector, Limiter, Audio Preamplifier	80 μ V, 3 dB Limiting Sensitivity, 3.5 (V _{RMS}) Output, Sufficient for Single Transistor Output Stage	646,647	MC1351
Sound IF Detector	Interchangeable with ULN2111A	646,647	MC1357
Sound IF Detector, DC Volume Control, Preamplifier	Excellent AMR, Interchangeable with CA3065	646,647	MC1358

VIDEO

1st and 2nd Video IF Amplifier	IF Gain @ 45 MHz - 60 dB typ AGC Range - 70 dB min	626	MC1349
	IF Gain @ 45 MHz - 46 dB typ, AGC Range - 60 dB min	626	MC1350
1st and 2nd Video IF, AGC Keyer and Amplifier	IF Gain @ 45 MHz - 53 dB typ, AGC Range - 65 dB min, "Forward AGC" Provided for Tuner	646,647	MC1352
	Same as MC1352, with Opposite AGC for Tuner	646,647	MC1353
3rd IF and Video Detector	Low-Level Detection, Low Harmonic Generation, Reduced Circuit Cost and Complexity, Reduced Shielding	626	MC1330
3rd IF, Video Detector, Sound IF Detector, and Sync Separator	Low-Level Detection, Separate Sound Detector, Differential Inputs	646	MC1331
AGC Keyer, AGC Amplifier, Noise Gate, Sync Separator	High-Quality Noise Gate, One IF AGC Output and Two Tuner AGC Outputs, Adjustable AGC Delay	646	MC1344
Automatic Fine Tuning	High Gain AFT System, Interchangeable with CA3064	646	MC1364
		686	

CHROMA

Chroma IF Amplifier and Subcarrier System	Includes Complete Chroma IF, AGC, dc Gain and Tint Controls, Injection Locked Oscillator, Low Peripheral Parts Count	646	MC1398
Chroma Subcarrier System	Interchangeable with CA3070, APC Chroma Reference System	648	MC1370
Chroma IF Amplifier	Interchangeable with CA3071, Automatic and Manual Gain Control	646	MC1371
Dual Chroma Demodulators	Industry Standard Demodulator, Low Differential Output dc Drift	603 646, 647	MC1328
	Same as MC1328 with short-circuit protected outputs, and improved dc tracking and temperature coefficients on outputs.	646	MC1329
	Similar to MC1328 but with Luminance and Blanking Inputs, Internal Matrix Provides RGB Outputs	646,647	MC1326
	Same as MC1326 with short-circuit protected outputs, and improved dc tracking and temperature coefficients on outputs.	646	MC1324
	Dual Doubly Balanced Demodulator with RGB Output Matrix and PAL Switch	646,647	MC1327
Triple Chroma Demodulator	Triple Doubly Balanced Demodulator with Adjustable Output Matrix, Contains Three Independent Demodulators.	648	MC1323

DEFLECTION

Horizontal Processor	Includes Phase-Detector, Oscillator and Pre-driver; Linear Balanced Phase Detector; Adjustable dc Loop Gain	626	MC1391
Horizontal Processor	Same as MC1391 except designed to accept negative sawtooth sync pulse.	626	MC1394
Color Processing Circuit	Includes chroma IF amplifier with ACC, color killer, linear dc chroma control, phase locked loop subcarrier regenerator with dc hue control.	648	XC1399

AUDIO CIRCUITS

PREAMPLIFIERS

Function	V _{CC} V _{dc} - max	A _{vol} dB min	THD % typ	z _o Ohms typ	Case	Type
Dual Preamplifier	±15	80	0.1	100	632	MC1303

DRIVERS

Function	V _{CC} V _{dc} - max	Drive Current mA	A _{vol} dB	Case	Type
Class B Audio Drivers	60	—	90 typ	646	XC1387
	25	50 max	—	646	MC1385

POWER AMPLIFIERS

Function	P _O Watts	V _{CC} V _{dc} max	e _{in} @ rated P _O mV - max	P _D mA - max	R _L Ohms	Case	Type
Audio Power Amplifiers	0.5	12	3.0	4.0	8.0	626	MC1306
	0.25	12	3.0	3.5	16	626	MC3360P

RADIO CIRCUITS

IF AMPLIFIERS

Function	Gain @ 10.7 MHz dB - typ	3 dB Limiting @ 10.7 MHz mV (RMS) typ (μV (RMS))*	AMR dB - typ min*	Recovered Audio Output Δf = 75 kHz mV (RMS)	Power Supply Volts - max	Case	Type
IF Amplifier	58	0.175	60	690	18	626	MC1350
Limiting FM-IF Amplifier	—	0.600	45	480	18	646,647	MC1355
Limiting IF Ampl/Quadrature Detector	53	0.4	—	—	16	646,647	MC1357
IF Amplifier	42	60	50	500	18	626	MC3310P
IF Amplifier, Limiter, Detector, Audio Preamplifier	21	—	—	—	16	646	MC1375
IF Amplifier Quad Detector, AF pre- Amplifier, AFC, AGC, Muting and Tuning Meter Circuits	—	18*	60*	300	16	648	XC1389
Limiting IF Ampl/Quadrature Detector with Built-In Regulator	← Similar to MC1357 →				—	646,647	MC1356

DECODERS

Function	Channel Separation dB - typ	THD % - typ	Stereo - Indicator Lamp Driver mA - max	Features	Case	Type
FM Multiplex Stereo Decoders	45	0.5	40	Audio Muting	646	MC1304
	45	0.5	40	Audio Muting	646	MC1305
	40	0.5	40	—	646	MC1307
	40	0.3	75	Coilless Operation	646	MC1310
	40	0.5	100	Coilless Operation, Emitter Follower Outputs, and Unity Gain	648	MC1311*
Four-Channel SQ* Decoders	45	0.1	—	V _{CC} = 20 V _{dc} nom	646	MC1312
Four Channel SQ* Gain and Balance Control	—	—	—	Master Volume Control and LF/RF, LB/RB, E/B Balance Control	646	MC1314
Four Channel SQ* Logic Circuit	—	—	—	Interface with MC1314 and MC1312 to increase F/B Separation and Supply Gain and Balance Control to MC1314.	646	MC1315

*Trademark of Columbia Broadcasting System, Inc.

SPECIAL FUNCTIONS

Function	Toggle Frequency kHz Typ	Power Supply Volts Max	Case	Type
Emitter-Coupled Astable Multivibrator	100	10	626	MC3380

• To be introduced

AUTOMOTIVE CIRCUITS

OPERATIONAL AMPLIFIER

Function	V _{CC} Range Vdc	A _{vol} V/mV - typ	I _{IB} μA - max	Unity Gain Bandwidth MHz - typ	R _{in} MΩ typ	Case	Type
Quad Operational Amplifier	4.0 to 28	2.0	0.3	4.0	1.0	646	MC3301

COMPARATOR

Function	V _{CC} Range Vdc	V _{IDR} Vdc	I _{IB} μA-max	Output Leakage Current μA-max	Sink Current	Case	Type
Quad Comparator	2.0 to 28	±V _{CC}	0.5	1.0	6.0	646	MC3302
Quad Comparator (Single/Dual Supply)	2.0 to 36 ↓	36 ↓	100 250 250 100 250 250	0.1 ↓	6.0 ↓	646/ 632 ↓	MLM139 MLM239 MLM339 MLM139A MLM239A MLM339A

ORGAN CIRCUITS

FREQUENCY DIVIDERS

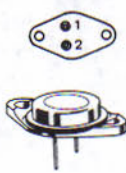



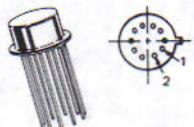
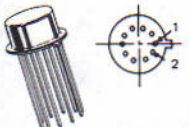
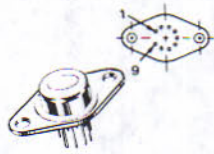

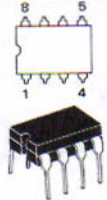

Function	V _{CC} Range Vdc	f _{Tog} MHz - typ	V _{OH} Vdc - min	Case	Type
7-Stage Divider	6.0 to 16	3.0	15.5	646	XC1302 ●

ATTENUATOR

Function	V _{CC} Range Vdc	THD % - typ	A _V dB - typ	Attenuation Range dB - typ	Case	Type
Electronic Attenuator	9.0 to 18	0.6	13	90	626	MC3340P

● To be announced.

LINEAR IC PACKAGES

				
<p>CASE 11 (TO-3) Suffix K after type number</p>	<p>CASE 29-02 TO-92 Suffix P after type number</p>	<p>CASE 79-02 (TO-39) Suffix G after type number</p>	<p>CASE 199-04 Suffix P after type number</p>	<p>CASE 206A No Suffix</p>
				
<p>CASE 601 Suffix G after type number</p>	<p>CASE 602A Suffix G after type number</p>	<p>CASE 602B Suffix G after type number</p>	<p>CASE 603 (TO-100) Suffix G after type number</p>	<p>CASE 606 (TO-91) Suffix F after type number</p>
				
<p>CASE 607 Suffix F after type number</p>	<p>CASE 614 Suffix R after type number</p>	<p>CASE 620 Suffix L after type number</p>	<p>CASE 623 Suffix L after type number</p>	<p>CASE 626 Suffix P or PL after type number</p>
				
<p>CASE 632 (TO-116) Suffix L after type number</p>	<p>CASE 646 Suffix P after type number</p>	<p>CASE 647 Suffix PQ after type number</p>	<p>CASE 648 Suffix P after type number</p>	<p>CASE 649 Suffix P after type number</p>
				
<p>CASE 650 Suffix F after type number</p>	<p>CASE 686 Suffix G after type number</p>	<p>CASE 693 Suffix U after type number</p>	<p>CASE 701 Suffix P after type number</p>	



SILICON POWER TRANSISTORS

This Selector Guide is to help the designer choose the best silicon power transistor for his new equipment and find suitable replacements for devices used in older designs. It is a comprehensive listing of the industry's most complete line of PNP and NPN silicon power transistors, and the devices are rated at currents between 100 mA and 60 amperes, and at voltages up to 1500 volts.

Motorola has the production capability and flexibility to supply devices especially tailored to specific application needs. Where suitable power transistors cannot be selected from this guide, contact your nearest Motorola sales representative or distributor.

TABLE OF CONTENTS

	PAGE
General-Purpose Silicon Power Transistors	
Representing over 200 "best value" selected devices for new designs	4-3
Power Darlington Transistors	
High current gain Darlington devices for use in a variety of applications	4-8
Power Switchmode Transistors	
Designed for high-voltage, high-speed, power switching in inductive circuits where fall time is critical.	4-7
High Voltage Transistors	
Devices intended for industrial, commercial and military equipment	4-9
High Frequency Transistors	
Designed for a wide variety of power amplifier and high-speed saturated switching applications. ...	4-11
Motorola Replacements for the Popular TIP Series	4-12

The following index reflects the devices characterized in this section. To locate the exact page number, see Catalog Index (Page 7-1).

INDEX

2N3054A	2N5875	2N6277	2N6499	MJE41
2N3055	2N5876	2N6282	2N6542	MJE41A
2N3439	2N5877	2N6283	2N6543	MJE41B
2N3440	2N5878	2N6284	2N6544	MJE41C
2N3583	2N5879	2N6285	2N6545	MJE42
2N3584	2N5880	2N6286	2N6546	MJE42A
2N3585	2N5881	2N6287	2N6547	MJE42B
2N3715	2N5882	2N6294	2N6559	MJE42C
2N3716	2N5883	2N6295	2N6576	MJE47
2N3738	2N5884	2N6296	2N6577	MJE48
2N3739	2N5885	2N6297	2N6578	MJE49
2N3740	2N5886	2N6298	BU108	MJE51
2N3741	2N5986	2N6299	BU126	MJE52
2N3791	2N5987	2N6300	BU205	MJE53
2N3792	2N5988	2N6301	BU208	MJE200
2N3867	2N5989	2N6303	MJ205	MJE210
2N3868	2N5990	2N6306	MJ413	MJE340
2N3902	2N5991	2N6307	MJ423	MJE340K
2N4231A	2N6029	2N6308	MJ425	MJE350
2N4232A	2N6030	2N6312	MJ802	MJE520
2N4233A	2N6031	2N6313	MJ804	MJE700
2N4234	2N6034	2N6314	MJ900	MJE800
2N4240	2N6035	2N6338	MJ1000	MJE1100
2N4398	2N6037	2N6339	MJ2253	MJE2160
2N4399	2N6038	2N6340	MJ2254	MJE2955
2N4918	2N6039	2N6341	MJ2955	MJE2955K
2N4919	2N6040	2N6377	MJ3760	MJE3055
2N4920	2N6041	2N6378	MJ3761	MJE3055K
2N4921	2N6042	2N6379	MJ4502	MJE3300
2N4922	2N6043	2N6383	MJ5415	MJE3301
2N4923	2N6044	2N6384	MJ5416	MJE3302
2N5190	2N6045	2N6385	MJ7160	MJE3310
2N5191	2N6049	2N6406	MJ7161	MJE3311
2N5192	2N6050	2N6407	MJ7260	MJE3312
2N5193	2N6051	2N6408	MJ7261	MJE3439
2N5194	2N6052	2N6409	MJE29	MJE3440
2N5195	2N6053	2N6410	MJE29A	MJE5190
2N5301	2N6054	2N6411	MJE29B	MJE5191
2N5302	2N6055	2N6412	MJE29C	MJE5192
2N5303	2N6056	2N6413	MJE30	MJE5293
2N5304	2N6057	2N6414	MJE30A	MJE5194
2N5629	2N6058	2N6415	MJE30B	MJE5195
2N5630	2N6059	2N6416	MJE30C	MJE5655
2N5631	2N6226	2N6417	MJE31	MJE5656
2N5632	2N6227	2N6418	MJE31A	MJE5657
2N5633	2N6228	2N6419	MJE31B	MJE5974
2N5634	2N6229	2N6420	MJE31C	MJE5975
2N5655	2N6230	2N6421	MJE32	MJE5976
2N5656	2N6231	2N6422	MJE32A	MJE5977
2N5657	2N6233	2N6423	MJE32B	MJE5978
2N5683	2N6234	2N6424	MJE32C	MJE5979
2N5684	2N6235	2N6425	MJE33	MJE5980
2N5685	2N6249	2N6436	MJE33A	MJE5981
2N5696	2N6250	2N6437	MJE33B	MJE5982
2N5745	2N6251	2N6438	MJE33C	MJE5983
2N5758	2N6274	2N6495	MJE34	MJE5984
2N5759	2N6275	2N6497	MJE34A	MJE5985
2N5760	2N6276	2N6498	MJE34B	MPC900
			MJE34C	MPC1000

General-Purpose Silicon Power Transistors

From over 1400 power device types available from Motorola, the following represent over 200 "best value", selected devices for new designs. These devices are rated primarily on performance, price and availability. It is recommended that these standard device types be given first consideration for new design.

The device types are listed in increasing order of I_C continuous and V_{CEO} ratings. Other basic data is provided to enable the designer to have a wider field of choice — be it polarity, parameter, case style, process type, or complementary device types. Contact your nearest Motorola sales office for assistance in additional device selection and complete technical data.

Device and Polarity		V_{CEO} Volts Max	h_{FE} Min/Max	I_C @ Amp	$V_{CE(ISO)}$ Volts		f_T MHz Min	P_D Watts Max	Case
NPN	PNP				Max	@			
0.3 Amp									
MJE3440		250	40/160	0.02	0.5	0.05	15	15	77
MJE3439		350	40/160	0.02	0.5	0.05	15	15	77
0.5 Amp									
2N5655		250	30/250	0.1	1.0	0.1	10	20	77
MJE5655		250	30/250	0.1	1.0	0.1	10	30	199
2N5656		300	30/250	0.1	1.0	0.1	10	20	77
MJE5656		300	30/250	0.1	1.0	0.1	10	30	199
MJE340K		300	30/240	0.05				30	199
	MJE350	300	30/240	0.05				20	77
MJE340		300	30/240	0.05				20.8	77
MJE5657		350	30/250	0.1	1.0	0.1	10	30	199
2N5657		350	30/250	0.1	1.0	0.1	10	20	77
1.0 Amp									
MJE29	MJE30	40	40/-	0.2	0.7	1.0	3.0	30	77
MJE29A	MJE30A	60	40/-	0.2	0.7	1.0	3.0	30	77
MJE29B	MJE30B	80	40/-	0.2	0.7	1.0	3.0	30	77
MJE29C	MJE30C	100	40/-	0.2	0.7	1.0	3.0	30	77
	MJ5415	200	30/150	0.05	2.5	0.05	15	10	79
2N3738	2N6424	225	40/200	0.1	2.5	0.25	10	20	80
2N3440		250	40/160	0.02	0.5	0.05	15	5.0	79
	MJ5416	300	30/120	0.05	2.5	0.05	15	10	79
2N3739	2N6425	300	40/200	0.1	2.5	0.25	10	20	80
2N3439		350	40/160	0.02	0.5	0.05	15	5.0	31
1.5 Amp									
MJE47		250	30/250	0.3	1.0	1.0	5.0	50	199
MJE2160		300	30/240	0.5	3.5	0.5	5.0	50	199
MJE48		300	30/250	0.3	1.0	1.0	5.0	50	199
MJE49		350	30/250	0.3	1.0	1.0	5.0	50	199
2.0 Amp									
2N6408	2N6406	60	50/250	0.1	2.0	2.0	50	12.5	77
2N6409	2N6407	80	50/250	0.1	2.0	2.0	50	12.5	77
2N3583	2N6420	175	40/200	0.5	5.0	1.0	10	35	80
2N3584	2N6421	250	8/80	1.0	0.75	1.0	10	35	80
2N3585	2N6422	300	8/80	1.0	0.75	1.0	10	35	80
2N4240	2N6423	300	10/100	0.75	1.0	0.75	15	35	80

SILICON POWER TRANSISTORS (Continued)

PREFERRED SILICON POWER TRANSISTORS (continued)

Device and Polarity		V _{CEO}	h _{FE}	I _C	V _{CE (sat)}	I _C	f _T	P _D	Case
NPN	PNP	Volts Max	Min/Max	@ Amp	Volts Max	@ Amp	MHz Min	Watts Max	
0.3 Amp									
MJ205		750	2/-	2.5	5.0	2.5	7.5	10	11
BU205		750	2/-	2.5	5.0	2.5	7.5	10	11
3.0 Amp									
MJE520		30	25/-	1.0				25	77
MJE31	MJE32	40	25/-	1.0	1.2	3.0	3.0	40	77
2N4921	2N4918	40	20/100	0.5	0.6	1.0	3.0	30	77
	2N3867	40	40/200	1.5	0.75	1.5	60	6.0	31
	2N3868	60	30/150	1.5	0.75	1.5	60	6.0	31
2N4922	2N4919	60	20/100	0.5	0.6	1.0	3.0	30	77
	MJ2253	60	20/100	0.25	0.3	0.5	3.0	25	80
MJE31A	MJE32A	60	25/-	1.0	1.2	3.0	3.0	40	77
MJE31B	MJE32B	80	25/-	1.0	1.2	3.0	3.0	40	77
	MJ2254	80	20/100	0.25	0.3	0.5	3.0	25	80
2N6416	2N6418	90	40/250	0.2	3.0	3.0	40	15	77
2N4923	2N4920	80	20/100	0.5	0.6	1.0	3.0	30	77
2N6417	2N6419	100	40/250	0.2	3.0	3.0	40	15	77
MJE31C	MJE32C	100	25/-	1.0	1.2	3.0	3.0	40	77
3.5 Amp									
2N3902		400	30/90	1.0	0.8	1.0	2.8	100	11
4.0 Amp									
2N6410	2N6411	25	45/180	2.0	0.8	2.0	50	15	77
2N6412	2N6414	40	40/250	0.2	2.5	4.0	50	15	77
2N5190	2N5193	40	25/100	1.5	0.6	1.5	2.0	40	77
MJE5190	MJE5193	40	25/100	1.5	0.6	1.5	2.0	60	199
2N6037	2N6034	40	750/15k	2.0	2.0	2.0	25	40	77
MJE3300	MJE3310	40	1000/-	1.0	1.5	1.5	20	15	77
2N3054A	2N6049	55	25/100	0.5	1.0	0.5	3.0	75	80
2N6413	2N6415	60	40/250	0.2	2.5	4.0	50	15	77
2N5191	2N5194	60	25/100	1.5	0.6	1.5	2.0	40	77
MJE5191	MJE5194	60	25/100	1.5	0.6	1.5	2.0	60	199
	2N3740	60	30/100	0.25	0.6	1.0	4.0	25	80
2N6294	2N6296	60	750/18k	2.0	2.0	2.0	4.0	50	80
2N6038	2N6035	60	750/15k	2.0	2.0	2.0	25	40	77
MJE3301	MJE3311	60	1000/-	1.0	1.5	1.5	20	15	77
MJE800	MJE700	60	750/-	1.5	2.5	1.5	40	40	77
MJE3302	MJE3312	80	1000/-	1.0	1.5	1.5	20	15	77
2N5192	2N5195	80	20/80	1.5	0.6	1.5	2.0	40	77
MJE5192	MJE5195	80	20/80	1.5	0.6	1.5	2.0	60	199
	2N3741	80	30/100	0.25	0.6	1.0	4.0	25	80
2N6295	2N6297	80	750/18k	2.0	2.0	2.0	4.0	50	80
2N6039	2N6036	80	750/15k	2.0	2.0	2.0	25	40	77

SILICON POWER TRANSISTORS (Continued)

REFERRED SILICON POWER TRANSISTORS (continued)

Device and Polarity		V _{CEO} Volts Max	h _{FE} Min/Max	I _C @ Amp	V _{CE (sat)} Volts		f _T MHz Min	P _D Watts Max	Case
NPN	PNP				Max	@			
5.0 Amp									
MJE200	MJE210	25	45/180	2.0	0.75	2.0	65	15	77
2N4231A	2N6312	40	25/100	1.5	0.7	1.5	4.0	75	80
MJE5977	MJE5974	40	20/120	2.5	0.6	2.5	2.0	75	199
2N4232A	2N6313	60	25/100	1.5	0.7	1.5	4.0	75	80
MJE5978	MJE5975	60	20/120	2.5	0.6	2.5	2.0	75	199
2N4233A	2N6314	60	20/120	1.5	0.7	1.5	4.0	75	199
MJE1100	MJE1090	60	750/-	3.0	2.5	3.0		75	90
MJE5979	MJE5976	80	20/120	2.5	0.6	2.5	2.0	75	199
2N6233		225	25/125	1.0	1.0	1.0	20	50	80
2N6497		250	10/75	2.5	1.5	2.5	5.0	80	199
MJE51		250	5.0/-	5.0	2.0	5.0	2.5	80	199
2N6234		275	25/125	1.0	0.5	1.0	20	50	80
2N6542		300	7/35	3.0	1.0	3.0	6.0	100	11
2N6498		300	10/75	2.5	1.5	2.5	5.0	80	199
MJE52		300	5.0/-	5.0	2.0	5.0	2.5	80	199
2N6235		325	25/125	1.0	0.5	1.0	20	50	80
2N6499		350	10/75	2.5	1.5	2.5	5.0	80	199
MJE53		350	5.0/-	5.0	2.0	5.0	2.5	80	199
MJ425		400	30/90	1.0	0.8	1.0	2.5	100	11
2N6543		400	7/35	3.0	1.0	3.0	6.0	100	11
BU108		750			5.0	4.5	7.5	56	11
MJ804		800	2.2/-	3.5			1.5	100	11
6.0 Amp									
MJE41	MJE42	40	30/-	0.3	1.5	6.0	2.0	65	199
MJE41A	MJE42A	60	30/-	0.3	1.5	6.0	2.0	65	199
MJE41B	MJE42B	80	30/-	0.3	1.5	6.0	2.0	65	199
MJE41C	MJE42C	100	30/-	0.3	1.5	6.0	2.0	65	199
2N5758	2N6226	100	25/100	3.0	1.0	3.0	1.0	150	11
2N5759	2N6227	120	20/80	3.0	1.0	3.0	1.0	150	11
2N5760	2N6228	140	15/60	3.0	1.0	3.0	1.0	150	11
MJ3760		550			5.0	6.0	7.5	80	11
8.0 Amp									
MJE5983	MJE5980	40	20/120	4.0	0.6	4.0	2.0	90	199
MJE5984	MJE5981	60	20/120	4.0	0.6	4.0	2.0	90	199
2N6300	2N6298	60	750/18k	4.0	2.0	4.0	4.0	75	80
2N6055	2N6053	60	750/18k	4.0	2.0	4.0	4.0	100	11
2N6043	2N6040	60	1k/20k	4.0	2.0	4.0	4.0	75	199
MJ1000	MJ900	60	1k/-	3.0	2.0	3.0		90	11
MJE5985	MJE5982	80	20/120	4.0	0.6	4.0	2.0	90	199
2N6301	2N6299	80	750/18k	4.0	2.0	4.0	4.0	75	80
2N6056	2N6054	80	750/18k	4.0	2.0	4.0	4.0	100	11
2N6044	2N6041	80	1k/20k	4.0	2.0	4.0	4.0	75	199
2N6045	2N6042	100	1k/20k	3.0	2.0	4.0	4.0	75	199
2N6306		250	15/75	3.0	0.8	3.0	5.0	125	11
2N6307		300	15/75	3.0	1.0	3.0	5.0	125	11
MJ7160		300	25/100	3.0	1.0	3.0	30	140	11
2N6544		300	7/35	5.0	1.5	5.0	6.0	125	11
2N6308		350	12/60	3.0	5.0	1.5	3.0	125	11
MJ7161		400	25/100	3.0	1.0	3.0	30	140	11
2N6545		400	7/35	5.0	1.5	5.0	6.0	125	11
MJ3761		550			5.0	8.0	7.5	80	11

SILICON POWER TRANSISTORS (Continued)

PREFERRED SILICON POWER TRANSISTORS (continued)

Device and Polarity		V _{CE0} Volts Max	h _{FE} Min/Max	I _C @ Amp	V _{CE (SAT)}		f _T MHz Min	P _D Watts Max	Case
NPN	PNP				Volts Max	@ Amp			
10 Amp									
2N5304		40	30/ 120	2.0	0.4	2.0	100	25	9
MJE33	MJE34	40	40/ -	1.0	1.0	3.0	2.0	80	199
2N6383		40	1k/ 20k	5.0	2.0	5.0	20	100	11
2N6384		60	1k/ 20k	5.0	2.0	5.0	20	100	11
MJE3055	MJE2955	60	20/ 70	4.0	1.1	4.0	2.0	90	90
MJE3055K	MJE2955K	60	20/ 70	4.0	1.1	4.0	2.0	90	199
2N5877	2N5875	60	20/ 100	4.0	1.0	5.0	4.0	150	11
2N3715	2N3791	60	50/ 150	1.0	0.8	5.0	4.0	150	11
MJE33A	MJE34A	60	40/ -	1.0	1.0	3.0	2.0	80	199
2N5878	2N5876	80	20/ 100	4.0	1.0	5.0	4.0	150	11
2N6385		80	1k/ 20k	5.0	2.0	5.0	20	100	11
2N3716	2N3792	80	50/ 150	1.0	0.8	5.0	4.0	150	11
MJE33B	MJE34B	80	40/ -	1.0	1.0	3.0	2.0	80	199
MJE33C	MJE34C	100	40/ -	1.0	1.0	3.0	2.0	80	199
2N5632	2N6229	100	25/ 100	5.0	1.0	7.5	1.0	150	11
2N5633	2N6230	120	20/ 80	5.0	1.0	7.5	1.0	150	11
2N5634	2N6231	140	15/ 60	5.0	1.0	7.5	1.0	150	11
MJ413		325	20/ 80	0.5	0.8	0.5	2.5	125	11
MJ423		325	30/ 90	1.0	0.8	1.0	2.5	125	11
12 Amp									
2N6569		40	15/ 200	4.0	1.5	4.0	1.5	100	11
2N5989	2N5986	40	20/ 120	6.0	0.7	6.0	2.0	100	90
2N5990	2N5987	60	20/ 120	6.0	0.7	6.0	2.0	100	90
2N6057	2N6050	60	750/ 18k	6.0	2.0	6.0	4.0	150	11
2N5991	2N5988	80	20/ 120	6.0	0.7	6.0	2.0	100	90
2N6058	2N6051	80	750/ 18k	6.0	2.0	6.0	4.0	150	11
2N6059	2N6052	100	750/ 18k	6.0	2.0	6.0	4.0	150	11
15 Amp									
2N3055		60	20/ 70	4.0	1.1	4.0	2.5	115	11
	MJ2955	60	20/ 70	4.0	1.1	4.0	4.0	150	11
2N5881	2N5879	60	20/ 100	6.0	1.0	7.0	4.0	160	11
2N6576		60	500/ 5k	10	4.0	15		120	11
2N5882	2N5880	80	20/ 100	6.0	1.0	7.0	4.0	160	11
2N6577		90	500/ 5k	10	4.0	15		120	11
2N6578		120	500/ 5k	10	4.0	15		120	11
2N6249		200	10/ 50	10	1.5	10	2.5	175	11
2N6250		275	8.0/ 50	10	1.5	10	2.5	175	11
MJ7260		300	25/ 100	5.0	1.0	5.0	30	175	11
2N6546		300	6/ 35	10	1.5	10	6.0	175	11
2N6251		350	6.0/ 50	10	1.5	10	2.5	175	11
MJ7261		400	25/ 100	5.0	1.0	5.0	30	175	11
2N6547		400	6/ 35	10	1.5	10	6.0	175	11
16 Amp									
2N5629	2N6029	100	25/ 100	8.0	1.0	10	1.0	200	11
2N5630	2N6030	120	20/ 80	8.0	1.0	10	1.0	200	11
2N5631	2N6031	140	15/ 60	8.0	1.0	10	1.0	200	11
20 Amp									
2N6282	2N6285	60	750/ 18k	10	2.0	10	4.0	160	11
2N5303	2N5745	80	15/ 60	10	1.0	10	2.0	200	12
2N6283	2N6286	80	750/ 18k	10	2.0	10	4.0	160	11
2N6284	2N6287	100	750/ 18k	10	2.0	10	4.0	160	11

SILICON POWER TRANSISTORS (Continued)

REFERRED SILICON POWER TRANSISTORS (continued)

Device and Polarity		V _{CE0} Volts Max	h _{FE} Min/Max	I _C Amp	V _{CE (SAT)} Volts Max	I _C Amp	f _T MHz Min	P _D Watts Max	Case
NPN	PNP								
25 Amp									
2N5885	2N5883	60	20/100	10	1.0	15	4.0	200	11
	2N6436	80	20/80	10	1.0	10	40	200	11
2N5886	2N5884	80	20/100	10	1.0	15	4.0	200	11
	2N6437	100	20/80	10	1.0	10	40	200	11
2N6338	2N6438	100	30/120	10	1.0	10	40	200	11
		120	20/80	10	1.0	10	40	200	11
2N6339		120	30/120	10	1.0	10	40	200	11
2N6340		140	30/120	10	1.0	10	40	200	11
2N6341		150	30/120	10	1.0	10	40	200	11
30 Amp									
2N5301	2N4398	40	15/60	15	3.0	0.75	10	200	12
2N5302	2N4399	60	15/60	15	2.0	0.75	10	200	12
MJ802	MJ4502	90	25/100	7.5	0.8	7.5	2.0	200	12
50 Amp									
2N5685	2N5683	60	15/60	25	1.0	25	2.0	300	197
2N5686	2N5684	80	15/60	25	1.0	25	2.0	300	197
	2N6377	80	30/120	20	1.2	20	30	250	197
	2N6378	100	30/120	20	1.2	20	30	250	197
2N6274	2N6379	100	30/120	20	1.0	20	30	250	197
		120	30/120	20	1.2	20	30	250	197
2N6275		120	30/120	20	1.0	20	30	250	197
2N6276		140	30/120	20	1.0	20	30	250	197
2N6277		150	30/120	20	1.0	20	30	250	197

Power SWITCHMODE Transistors

The Designers data sheets for switchmode silicon power devices provide detailed information for operating conditions as well as safety limits. Voltage, current, switching, temperature and secondary breakdown requirements are specified in detail.

The 2N6542 thru 2N6547 transistors are designed for high-voltage, high-speed, power switching in inductive circuits where fall time is critical. They are particularly suited for 115 and 220 volt line operated switch-mode applications such as:

- Switching Regulators
- PWM Inverters and Motor Controls
- Solenoid and Relay Drivers
- Deflection Circuits

Specification Features —

- High Temperature Performance Specified for:
- Reversed Biased SOA with Inductive Loads
- Switching Times with Inductive Loads
- Saturation Voltages
- Leakage Currents

The device types are listed in increasing order of I_C continuous and V_{CEV} rating.

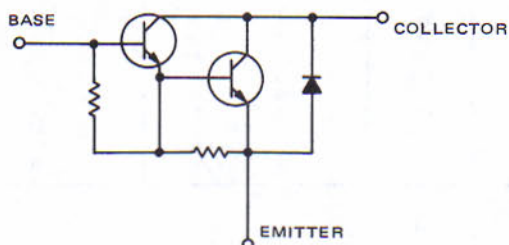
Device	I _C Amp Max	V _{CEV} Volts Max	V _{CEK (SAT)} @ 100°C Volts Min	V _{CE (SAT)} @ 100°C Volt Max	I _C Amp	t _r @ 100°C ns Max	I _C Amp
NPN							
2N6542	5.0	650	350	2.0	3.0	800	3.0
2N6543	5.0	850	450	2.0	3.0	800	3.0
2N6544	8.0	650	350	2.5	5.0	900	5.0
2N6545	8.0	850	450	2.5	5.0	900	5.0
2N6546	15	650	350	2.5	10	1500	10
2N6547	15	850	450	2.5	10	1500	10

Power Darlington Transistors

Monolithic power Darlington devices have found wide design usage in a variety of different applications. This power technology promises an even brighter future in advancing the state of the art — high voltage and very high current devices are on the horizon and will soon become a viable alternative to Thyristor devices on the designer's specification list. Darlington devices are not only a very high gain alternative; other significant advantages include:

- integrated circuit compatibility
- high input impedance
- high current gain
- reduced component count
- space savings

The following devices are listed in increasing order of I_C continuous and V_{CEO} rating.



Device and Polarity		I_C Amp Max	V_{CEO} Volts Max	h_{FE}		I_C Amp	$V_{CE(sat)}$		f_T MHz Min	P_D Watts Max	Case
NPN	PNP			Min/Max	@		Volts Max	@			
2N6037	2N6034	4.0	40	750/15k	2.0	2.0	2.0	25	40	77	
2N6294	2N6296	4.0	60	750/18k	2.0	2.0	2.0	4.0	50	80	
2N6038	2N6035	4.0	60	750/15k	2.0	2.0	2.0	25	40	77	
MJE800	MJE700	4.0	60	750/-	1.5	2.5	1.5	40	40	77	
2N6295	2N6297	4.0	80	750/18k	2.0	2.0	2.0	4.0	50	80	
2N6039	2N6036	4.0	80	750/15k	2.0	2.0	2.0	25	40	77	
MJE3300	MJE3310	4.0	40	1k/-	1.0	1.5	1.5	20	15	77	
MJE3301	MJE3311	4.0	60	1k/-	1.0	1.5	1.5	20	15	77	
MJE3302	MJE3312	4.0	80	1k/-	1.0	1.5	1.5	20	15	77	
MJE1100	MJE1090	5.0	60	750/-	3.0	2.5	3.0	1.0	70	90	
MJ1000	MJ900	8.0	60	1k/-	3.0	2.0	3.0	90	90	11	
2N6300	2N6298	8.0	60	750/18k	4.0	2.0	4.0	4.0	75	80	
2N6055	2N6053	8.0	60	750/18k	4.0	2.0	4.0	4.0	100	11	
2N6043	2N6040	8.0	60	1k/20k	4.0	2.0	4.0	4.0	75	199	
2N6301	2N6299	8.0	80	750/18k	4.0	2.0	4.0	4.0	75	80	
2N6056	2N6054	8.0	80	750/18k	4.0	2.0	4.0	4.0	100	11	
2N6044	2N6041	8.0	80	1k/20k	4.0	2.0	4.0	4.0	75	199	
2N6045	2N6042	8.0	100	1k/20k	3.0	2.0	4.0	4.0	75	199	
2N6057	2N6050	12	60	750/18k	6.0	2.0	6.0	4.0	150	11	
2N6058	2N6051	12	80	750/18k	6.0	2.0	6.0	4.0	150	11	
2N6059	2N6052	12	100	750/18k	6.0	2.0	6.0	4.0	150	11	
2N6576		15	60	500/5k	10	2.8	10	4.0	120	11	
2N6577		15	90	500/5k	10	2.8	10	4.0	120	11	
2N6578		15	120	500/5k	10	2.8	10	4.0	120	11	
2N6282	2N6285	20	60	750/18k	10	2.0	10	4.0	160	11	
2N6263	2N6286	20	80	750/18k	10	2.0	10	4.0	160	11	
2N6284	2N6287	20	100	750/18k	10	2.0	10	4.0	160	11	

High Voltage Transistors

The high-voltage devices are intended for industrial, commercial and military equipment. Typical applications include high-voltage differential and operational amplifiers, high-voltage inverters, low and medium current switching and series regulators. The devices are listed in decreasing order of V_{CE0} and I_C continuous.

Device and Polarity	I_C Amp Max	h_{FE} Min/Max	@ I_C Amp	$V_{CE(sat)}$ Volts Max	@ I_C Amp	f_r MHz Min	P_D Watts Max	Case
NPN	PNP							
800 Volts MJ804	5.0	2.2/-	3.5			1.5	100	11
750 Volts BU108 BU208 MJ205 BU205	5.0 5.0 2.5 2.5		2.5 2.5	5.0 5.0 5.0 5.0	4.5 4.5 2.5 2.5	7.5 7.5 7.5 7.5	56 56 10 10	11 11 11 11
550 Volts MJ3760 MJ3761	8.0 6.0			5.0 5.0	8.0 8.0	7.5 7.5	80 80	11 11
400 Volts MJ7261 2N6547 MJ7161 2N6545 2N6543 MJ425 2N3902	15 15 8.0 8.0 5.0 5.0 3.5	25/100 6/35 25/100 7/35 7/35 30/90 30/90	5.0 10 3.0 5.0 3.0 1.0 1.0	1.0 1.5 1.0 1.5 1.0 0.8 0.8	5.0 10 3.0 5.0 3.0 1.0 1.0	30 6.0 30 6.0 6.0 2.5 2.8	175 175 140 125 100 100 100	11 11 11 11 11 11 11
350 Volts 2N6251 2N6308 2N6499 MJE53 MJE49 2N3439 MJE5657 2N5657 MJE3439	15 8.0 5.0 5.0 1.5 1.0 0.5 0.5 0.3	6.0/50 12/60 10/75 30/- 30/250 40/160 30/250 30/250 40/160	10 3.0 2.5 0.3 0.3 0.02 0.1 0.1 0.02	1.5 5.0 1.5 2.0 1.0 0.5 1.0 1.0 0.5	10 1.5 2.5 5.0 1.0 0.05 0.1 0.1 0.05	2.5 3.0 5.0 2.5 5.0 15 10 10 15	175 125 80 80 50 5.0 30 20 15	11 11 199 199 199 79 199 77 77
325 Volts MJ423 MJ413 2N6235	10 10 5.0	30/90 20/80 25/125	1.0 0.5 1.0	0.8 0.8 0.5	1.0 0.5 1.0	2.5 2.5 20	125 125 50	11 11 80
300 Volts MJ7260 2N6546 2N6307 MJ7160 2N6544 MJE52 2N6542 2N6498 2N3585 2N4240 MJE48 MJE2160 2N3739 2N5656 MJE5656 MJE340K MJE340	15 15 8.0 8.0 8.0 5.0 5.0 5.0 2.0 2.0 1.5 1.5 1.0 1.0 0.5 0.5 0.5 0.5	25/100 6/35 15/75 25/100 7/35 30/- 7/35 10/75 8/80 10/100 30/250 30/240 40/200 30/120 30/250 30/250 30/240 30/240	5.0 10 3.0 3.0 5.0 0.3 3.0 2.5 1.0 0.75 0.3 0.5 0.1 0.05 0.1 0.1 0.05 0.05	1.0 1.5 1.0 1.0 1.5 2.0 1.0 1.5 0.75 1.0 3.5 3.5 2.5 2.5 1.0 1.0 1.0	5.0 10 3.0 3.0 5.0 5.0 3.0 2.5 1.0 0.75 1.0 0.5 0.25 0.05 0.1 0.1 0.05 0.05	30 6.0 5.0 30 6.0 2.5 6.0 5.0 10 15 5.0 10 10 10 10 10 10 10 10	175 175 125 140 125 80 100 80 35 35 50 50 20 10 10 30 30 30 20	11 11 11 11 11 199 11 199 80 80 199 199 80 79 77 199 199 199 77

SILICON POWER TRANSISTORS (Continued)

HIGH VOLTAGE TRANSISTORS (continued)

Device and Polarity		I _c Amp Max	h _{FE} Min/Max	I _c Amp @	V _{CE (SAT)} Volts Max	I _c Amp @	f _r MHz Min	P _D Watts Max	Case
NPN	PNP								
275 Volts									
2N6250		15	8.0/ 50	10	1.5	10	2.5	175	11
2N6234		5.0	25/ 125	1.0	0.5	1.0	20	50	80
250 Volts									
2N6306		8.0	15/ 75	3.0	0.8	3.0	5.0	125	11
2N6497		5.0	10/ 75	2.5	1.5	2.5	5.0	80	199
MJE51		5.0	30/ -	0.3	2.0	5.0	2.5	80	199
2N3584	2N6421	2.0	8.0/ 80	1.0	0.75	1.0	10	35	80
MJE47		1.5	30/ 250	0.3	1.0	1.0	5.0	50	199
2N3440		1.0	40/ 160	0.02	0.5	0.05	15	5.0	79
2N5655		0.5	30/ 250	0.1	1.0	0.1	10	20	77
MJE5655		0.5	30/ 250	0.1	1.0	0.1	10	30	199
MJE3440		0.3	40/ 160	0.02	0.5	0.05	15	15	77
225 Volts									
2N6233		5.0	25/ 125	1.0	1.0	1.0	20	50	80
2N3738	2N6424	1.0	40/ 200	0.1	2.5	0.25	10	20	80
200 Volts									
2N6249		15	10/ 50	10	1.5	10	2.5	175	11
	MJ5415	1.0	30/ 150	0.05	2.5	0.05	15	10	79

High Power Voltage Regulators

The MPC1000 and MPC900 are complete solid state hybrid regulators in a metal hermetic package. Specifications and performance of the MPC1000 positive voltage regulator and the MPC900 negative voltage regulator are nearly identical.

For systems requiring both a positive and a negative power supply, these devices are excellent for use as complementary regulators and offer the advantage of operation with a common ground. The devices are designed to deliver load current to 10 Adc. Output current capability can be increased further through use of one or more external pass transistors. They are specified for operation over the junction temperature range (-55 to +175°C).

Device and Polarity		V _O Volts		I _L A Max	V _{in1} - V _O Volts		V _{in} Volts		I _B mA Max	Reg _{in} % V _O /V _{in} Max	Reg. % V _O Max	P _D Watts Max	Case
NPN	PNP	Min	Max		Min	Max	Min	Max					
MPC1000	MPC900	2.0	35	10	3.0	60	9.5	40	5.0	0.5	0.6	100	662-01
		-4.0	-30	10	2.5	30	-9.0	35	20	0.5	0.6	100	662-01

High Frequency Transistors

The following high-frequency devices are intended for a wide variety of power amplifier and high-speed saturated switching applications. With minimum gain-bandwidth products (f_T) up to 100 MHz, these devices provide useful gain at high frequencies. The device types are listed in order of decreasing f_T and increasing I_C continuous.

Device and Polarity		I_C Amp Max	V_{CE0} Volts Max	h_{FE}		$V_{CE(sat)}$ Volts Max	P_D Watts Max	Case		
NPN	PNP			Min/Max	@ I_C Amp					
100 MHz		10	40	30/120		2.0	0.4	2.0	25	9
2N5304										
60 MHz		3.0	40	40/200		1.5	0.75	1.5	6.0	31
2N3867										
		3.0	60	30/150		1.5	0.75	1.5	6.0	31
2N3868										
50 MHz		2.0	60	50/250		0.1	1.4	1.5	12.5	77
2N6408										
2N6409		2.0	80	50/250		0.1	1.4	1.5	12.5	77
2N6410										
2N6411		4.0	25	45/180		2.0	0.8	2.0	15	77
2N6412										
2N6414		4.0	40	40/250		0.2	0.6	1.0	15	77
2N6413										
		4.0	60	40/250		0.2	0.6	1.0	15	77
2N6415										
40 MHz		3.0	80	40/250		0.2	1.0	1.0	15	77
2N6416										
2N6417		3.0	100	40/250		0.2	1.0	1.0	15	77
2N6436										
		25	80	20/80		10	1.0	10	200	11
2N6437										
2N6338		25	100	20/80		10	1.0	10	200	11
2N6438										
		25	100	30/120		10	1.0	10	200	11
2N6339										
2N6340		25	120	20/80		10	1.0	10	200	11
2N6341										
		25	140	30/120		10	1.0	10	200	11
2N6341										
		25	150	30/120		10	1.0	10	200	11
2N6341										
30 MHz		8.0	400	25/100		3.0	1.0	3.0	140	11
MJ7161										
MJ7160		8.0	300	25/100		3.0	1.0	3.0	140	11
MJ7260										
MJ7261		15	300	25/100		5.0	1.0	5.0	175	11
2N6377										
2N6274		50	80	30/120		20	1.2	20	250	197
2N6275										
2N6276		50	100	30/120		20	1.2	30	250	197
2N6277										
		50	120	30/120		20	1.2	30	250	197
2N6277										
		50	140	30/120		20	3.0	50	250	197
2N6277										
		50	150	30/120		20	3.0	50	250	197
2N6277										
25 MHz		4.0	40	750/15k		2.0	2.0	2.0	40	77
2N6037										
2N6495		10	80	10/60		10	1.5	10	70	80
2N6495										
20 MHz		4.0	40	1k/-		1.0	1.5	1.5	15	77
MJE3300										
MJE3301		4.0	60	1k/-		1.0	1.5	1.5	15	77
MJE3302										
MJE3311		4.0	80	1k/-		1.0	1.5	1.5	15	77
MJE3312										
2N6383		10	40	1k/20k		5.0	2.0	5.0	100	11
2N6384										
2N6385		10	60	1k/20k		5.0	2.0	5.0	100	11
2N6385										
		10	80	1k/20k		5.0	2.0	5.0	100	11
2N6385										



SMALL-SIGNAL METAL TRANSISTORS

Silicon Small-Signal Transistors

500 AND GROWING! That phrase aptly describes the number of different classifications in Motorola's line of small-signal transistors. And with this many device type numbers covering the small-signal transistor spectrum, it is apparent that the actual differences between some devices becomes quite small. Even when the line is divided into its two natural categories — plastic for lowest cost, and metal for hermeticity — the sheer number of devices in each category makes selection by spec-for-spec comparison a significant task. This selector guide, therefore, ignores the large bulk of general-purpose, small-signal type numbers and concentrates on those transistors that have emerged as the best values in various applications categories.

Since the devices highlighted here are the most popular in each category, it follows that they are among the most widely available, at the lowest cost. They are particularly well-suited for new designs where a continuous, off-the-shelf supply of product is required.

The reader is reminded, however, that semiconductors are manufactured by "batch" processes, and that each "batch" may yield devices with widely varying parameters. This creates device "families". While the various specifications limits assigned to "family members" have been selected on the basis of demonstrated industry need, modern testing methods have made the selection of devices with special characteristics simple and inexpensive. Where the specified characteristics of the "preferred" devices listed in the following selector guides do not meet a particular design requirement, the designer is requested to contact his nearest Motorola sales representative for price quotations on special devices to fit his needs.

TABLE OF CONTENTS

	Page
Small-Signal Metal Transistors	
Switching Transistors	
... for use in general-purpose amplifiers and switching applications	4-15
High-Gain Low-Noise Transistors	
... for low-noise, low-level amplifier applications	4-17
High-Voltage Amplifiers	
... for use in general-purpose, high voltage applications	4-17
High-Frequency Amplifier/Oscillators	
... high-frequency power oscillators, multipliers and driver applications	4-18
General-Purpose Amplifiers	
... for use in general purpose amplifier and switching applications	4-19

SMALL-SIGNAL METAL TRANSISTORS (Continued)

The following index reflects the devices characterized in this section. To locate the exact page number, see Catalog Index (Page 7-1).

INDEX

Switching Transistors

NPN

2N2206
2N2319
2N2368
2N2369
2N2369A
2N2539
2N2540
2N2845
2N3011
2N3227
2N3252S
2N3253S
2N3444S
2N3506
2N3507
2N3508
2N3509
2N3647
2N3648
2N3724
2N3725
2N3734
2N3735
2N3736
2N3737
2N4013
2N4014
2N5859
2N5861
MM3220
MM3734
MM3736
MM3737
MM5189
MM5262

PNP

2N869A
2N3012
2N3244S
2N3245S
2N3249
2N3488S
2N3546
2N3634S
2N3635S
2N3636S
2N3762S
2N3763S
2N4208
2N4209
2N4404
2N4405
2N4406
2N4407
2N4890
2N4929S
MM3726
MM4001
MM4005
MM4006
MM4007
MM4030
MM4031
MM4032
MM4033
MM4036
MM4037
MM4257
MM4258

High-Gain Low-Noise

NPN

2N929
2N930
2N930A
2N2483
2N2484
MM2484

Darlington

MM6427

PNP

2N3798
2N3799

High Voltage Amplifiers

NPN

2N657S
2N1190S
2N3114S
2N3498S
2N3499S
2N3500S
2N3501S
2N3712S
2N3742S
2N4924S
2N4926
2N4927
2N5058S
2N5059S
MM2258
MM2259
MM3000
MM3001
MM3002
MM3003
MM3005
MM3006
MM3007
MM3008
MM3009

PNP

2N3494S
2N3495S
2N3496
2N3497
2N3634S
2N3635S
2N3637S
2N3743S
2N4404
2N4405
2N4890
2N4928
2N4929S
2N4930
2N4931S
MM4000
MM4001
MM4002
MM4003
MM4009
MM4010
MM4036
MM4037
MM5005
MM5006
MM5007

High-Frequency Amplifiers/Oscillators

NPN

2N917
2N918
2N3544
MM1941

PNP

2N3307
2N3308
2N4260
2N4261

General-Purpose Amplifiers

NPN

2N656
2N697S
2N699
2N717
2N718
2N843
2N915
2N916
2N956
2N1613S
2N1613AS
2N1711S
2N1711AS
2N1890S
2N1893S
2N2102S
2N2193AS
2N2218S
2N2218AS
22219S
2N2219AS
2N2221
2N2221A
2N2222
2N2222A
2N2270S
2N2297S
2N2789S
2N2951S
2N2959S
2N3019S
2N3020S
2N3053S
2N3053AS
2N3110S
2N3299S
2N3300S
2N3301
2N3302
2N3946
2N3947
2N4450
2N5581
2N5582
MM3019
MM3020
MM3053
MM3903
MM3904

PNP

2N1131S
2N1131AS
2N1132
2N1132A

2N1991S
2N2800S
2N2904S
2N2904AS
2N2905S
2N2905AS
2N2906
2N2906A
2N2907
2N2907A
2N3073
2N3133S
2N3135
2N3250
2N3250A
2N3251
2N3251A
2N3485
2N3485A
2N3486
2N3486A
2N3673
MM3905
MM3906
MM4008

Switching Transistors

The transistors listed below detail Motorola's Silicon Transistors. P_{RM} devices are shown in Bold Face Type. Devices are listed in order of decreasing turn-on time (t_{on}).

Package	Family	Device Type	t _{on} ns Max	t _{off} ns Max	I _c mA	V _{CEO} Volts Min	I _c mA Max	h _{FE} Min	I _c mA	Volts Max	V _{CE(sat)} I _c mA	I _e mA	f _r MHz Min	I _c mA
NPN														
TO-18	5	2N2845	40	40	150	30	—	30	150	0.4	150	15	250	50
		2N2540	40	40	150	30	—	100	150	0.45	150	15	250	20
		2N2539	40	40	150	30	—	50	150	0.45	150	15	250	20
TO-5	22	2N3507S	45	90	1500	50	3000	30	1500	1.0	1500	150	60	100
		2N3506S	45	90	1500	40	3000	40	1500	1.0	1500	150	60	100
TO-52	27	2N3444S	50	70	500	50	—	20	500	0.6	500	50	175	50
		2N3253S	50	70	500	40	—	25	500	0.6	500	50	175	50
		2N3252S	45	70	500	30	—	30	500	0.5	500	50	200	50
TO-39		2N3725	35	60	500	50	2000	35	500	0.52	500	50	300	50
		2N3724	35	60	500	30	2000	35	500	0.42	500	50	300	50
		2N3735	48	60	1000	75	1500	20	1000	0.5	500	50	250	50
		2N3734	48	60	1000	50	1500	30	1000	0.5	500	50	250	50
		MM5189	40	70	—	40	2000	20	1000	1.0	1000	100	350 (typ)	50
		2N5859	35	60	1000	40	2000	15	1000	0.4	500	50	250	50
		MM3734	35	60	1000	30	1500	25	1000	0.5	500	50	200	50
		MM5262	30	60	1000	50	2000	25	1000	0.8	1000	100	350 (typ)	50
TO-18		2N5861	25	60	500	50	2000	25	500	0.5	500	50	200	50
		2N4014	35	60	500	50	1000	35	500	0.52	500	50	300	50
TO-18		2N4013	35	60	500	30	1000	35	500	0.42	500	50	300	50
TO-18	73	2N3011	15	20	30	12	200	25	30	0.25	30	3.0	400	20
		2N3227	12	18	100	20	500	30	100	0.25	10	1.0	500	10
		2N2369	12	18	100	15	500	20	100	0.25	10	1.0	500	10
		2N2369A	12	18	10	15	200	40	10	0.2	10	1.0	500	10
		2N2368	12	15	10	15	—	20	10	0.25	10	1.0	400	10
		TO-46		2N2319	60	50	20	15	200	40	20	0.35	20	1.0
TO-46		2N2206	40	75	10	12	200	40	10	220	10	1.0	200	10
		2N3508	12	18	10	20	500	40	10	0.25	10	1.0	500	10
		2N3509	12	18	10	20	500	100	10	0.25	10	1.0	500	10
		TO-46	81	2N3647	20	25	150	10	500	25	150	0.4	150	15
TO-46		2N3648	16	18	150	15	500	30	150	0.4	150	15	450	15
TO-46	99	2N3737	48	60	1000	50	1500	20	1000	0.5	500	50	250	50
		2N3736	48	60	1000	30	1500	30	1000	0.5	500	50	250	50
		MM3737	45	65	1000	50	1500	20	1000	0.5	500	50	200	50
		MM3736	45	65	1000	30	1500	30	1000	0.5	500	50	200	50

SMALL-SIGNAL METAL TRANSISTORS (Continued)
Switching Transistors (Continued)

Package	Family	Device Type	t_{on} & t_{off}		I_c mA	V_{CE0} Volts Min	I_c mA Max	h_{FE}		$V_{CE(sat)}$			f_r MHz	I_c mA
			ns Max	ns Max				@ I_c mA	Min	@ I_c mA	Volts Max	@ I_c mA		
PNP														
TO-18	44	2N3249	90	100	10	12	—	100	10	0.125	10	1.0	300	20
		2N869A	50	80	30	18	200	40	30	0.2	30	3.0	400	10
		2N2894	60	90	30	12	200	40	30	0.2	30	3.0	400	30
		2N3012	60	75	30	12	200	30	30	0.2	30	3.0	400	30
TO-18	45	2N3546	40	30	50	12	—	25	50	0.25	50	5.0	700	10
TO-39	50	2N4890S	100	270	150	40	500	50	150	1.4	150	15	100	50
		MM4036	75	175	150	65	1000	40	150	0.65	150	15	60	50
		MM4037	75	175	150	40	1000	50	150	1.4	150	15	60	50
		2N4405	40	210	500	80	1000	25	500	0.5	500	50	200	50
		2N4404	40	210	500	80	1000	15	500	0.5	500	50	200	50
TO-39	56	MM4031	100	240 (typ)	500	80	1000	25	500	0.5	500	50	100	50
		MM4033	100	240 (typ)	500	80	1000	70	500	0.5	500	50	150	50
		MM4032	100	240 (typ)	500	60	1000	70	500	0.5	500	50	150	50
		MM4030	100	240 (typ)	500	60	1000	25	500	0.5	500	50	100	50
		2N4407	75	225	1000	80	2000	15	1000	0.7	1000	100	150	50
		2N4406	75	225	1000	80	2000	10	1000	0.7	1000	100	150	50
		MM4007	—	—	—	100	1000	50	150	0.1 (typ)	150	15	50	50
		MM4006	—	—	—	80	1000	50	150	0.1 (typ)	150	15	50	50
		MM4005	—	—	—	60	1000	50	150	0.1 (typ)	150	15	50	50
		TO-39	60	2N3763S	43	115	1000	60	1500	20	1000	0.9	1000	100
2N3762S	43			115	1000	40	1500	30	1000	0.9	1000	100	180	50
TO-39	337	2N3245S	55	165	500	50	1000	30	500	0.6	500	50	150	50
		2N3244S	50	185	500	40	1000	50	500	0.5	500	50	175	50
		2N3468S	40	90	500	50	1000	25	500	0.6	500	50	150	50
		2N3467S	40	90	500	40	100	40	500	0.5	500	50	175	50
		MM3726	35	60	1000	50	1500	15	1000	1.2	1000	100	200	50
TO-18	345	2N4209	15	20	10	15	200	50	10	0.18	10	1.0	850	10
		2N4208	15	20	10	12	200	30	10	0.15	10	1.0	700	10
		MM4258	15	20	10	12	80	30	10	0.15	10	1.0	700	10
		MM4257	15	15	10	6.0	80	30	10	0.15	10	1.0	500	10
TO-39	454	2N3636S	400	600	50	175	1000	50	50	0.5	50	5.0	150	30
		2N3635S	400	600	50	140	1000	100	50	0.5	50	5.0	200	30
		2N3634S	400	600	50	140	1000	50	50	0.5	50	5.0	150	30
		2N4929S	—	—	—	150	500	25	10	0.5	10	1.0	100	20
		MM4001	—	—	—	150	500	20	10	0.6	10	1.0	—	—

High-Gain Low-Noise Transistors

The transistors are characterized for high-gain and low-noise applications. Devices are listed in decreasing order of NF.

Package	Family	Device Type	NF Wideband Typ* Max dB	BV _{CEO} Volts Min	I _C mA Max	h _{FE}		I _C μA mA*	f _T MHz	
						Min	Max		Min	I _C mA
NPN										
TO-18	18	2N2483	8.0*	60	50	40	120	10	12	0.05
		2N2484	8.0*	60	50	100	500	10	15	0.05
		2N929	4.0	45	30	40	120	10	30	0.5
		2N930A	3.0	45	30	100	300	10	45	0.5
		2N930	3.0	45	30	100	300	10	30	0.5
NPN DARLINGTON										
TO-18	914	MM6427	—	40	300	5000	—	10*	125	100
PNP										
TO-18	55	2N3798	3.5	60	50	150	450	500	30	0.5
		2N3799	2.5	60	50	300	900	500	30	0.5

High-Voltage Amplifiers

The following table lists Motorola standard devices that have high Collector-Emitter Breakdown Voltage. Prime devices are shown in Bold Face Type. Devices are listed in decreasing order of BV_{CEO}.

Package	Family	Device Type	BV _{CEO} Volts Min	I _C mA Max	h _{FE} Min	I _C mA	V _{CE(sat)} Volts Max	I _C mA	I _B mA	f _T MHz	
										Min	I _C mA
NPN											
TO-39	6	MM3009	180	400	40	10	—	—	—	50	20
		MM3008	120	400	40	10	—	—	—	50	20
TO-39	26R	MM2259	175	300	35	10	0.4	25	2.5	150	20
		2N3501S	150	300	100	150	0.4	150	15	150	20
		2N3500S	150	300	40	150	0.4	150	15	150	20
		2N3114S	150	200	30	30	1.0	50	5.0	40	30
		2N3712S	150	200	30	30	2.0	50	5.0	40	30
		MM3001	150	200	20	10	—	—	—	150	10
		MM2258	120	500	50	10	0.4	25	2.5	150	20
		2N3499S	100	500	100	150	0.6	300	30	150	20
		2N3498S	100	500	40	150	0.6	300	30	150	20
		2N4924S	100	200	40	150	0.4	50	5.0	100	20
		2N657S	100	—	30	200	4.0	200	40	—	—
		2N1990S	—	1000	20	30	0.5	2.0	0.2	—	—
		TO-39	88	MM3007	100	2500	50	250	0.35	150	15
MM3006	80			2500	50	200	0.35	150	15	50	50
MM3005	60			2500	50	150	0.35	150	15	50	50
TO-39	210R	2N5058S	300	150	35	30	1.0	30	3.0	30	10
		2N3742S	300	50	20	30	1.0	30	3.0	30	10
		2N5059S	250	150	30	30	1.0	30	3.0	30	10
		2N4927	250	50	20	30	2.0	30	3.0	30	10
		MM3003	250	50	20	10	—	—	—	150	10
		2N4926	200	50	20	30	2.0	30	3.0	30	10
		MM3002	200	50	20	10	—	—	—	150	10

SMALL-SIGNAL METAL TRANSISTORS (Continued)
High-Voltage Amplifiers (Continued)

Package	Family	Device Type	BV_{CEO} Volts Min	I_C mA Max	h_{FE} Min	@ I_C mA	$V_{CE(sat)}$ Volts Max	@ I_C mA	I_B mA	f_T MHz Min	@ I_C mA
PNP											
TO-39	46	2N3495S	120	100	40	10	0.35	10	1.0	150	20
		2N4928S	100	100	25	10	0.5	10	1.0	100	20
		MM4000	100	100	20	10	0.6	10	1.0	—	—
		2N3494S	80	100	40	10	0.3	10	1.0	200	20
TO-18	47	2N3497	120	100	40	10	0.35	10	1.0	150	20
		2N3496	80	100	40	10	0.3	10	1.0	200	20
TO-39	49	MM4010	100	500	75	10	0.2 (typ)	10	1.0	150 (typ)	20
		MM5007	100	2000	50	250	0.5	150	15	30	50
		MM4009	80	500	75	10	0.2 (typ)	10	1.0	150 (typ)	20
		MM5006	80	2000	50	200	0.5	150	15	30	50
		MM5005	60	2000	50	150	0.5	150	15	30	50
TO-39	50	2N4405	80	1000	100	150	0.2	150	15	200	50
		2N4404	80	1000	40	150	0.2	150	15	200	50
		MM4036	65	1000	20	150	0.65	150	15	60	50
		MM4037	40	1000	50	150	1.4	150	15	60	50
		2N4890S	40	500	50	150	1.4	150	15	100	50
TO-39	452R	2N3743S	300	50	25	30	8.0	30	3.0	30	10
		2N4931S	250	500	20	20	5.0	10	1.0	20	20
		MM4003	250	500	20	10	5.0	10	1.0	—	—
		2N4930S	200	500	20	20	5.0	10	1.0	20	20
		MM4002	200	500	20	10	5.0	10	1.0	—	—
TO-39	454R	2N3637S	175	1000	100	50	0.5	50	5.0	200	30
		2N3636S	175	1000	50	50	0.5	50	5.0	150	30
		2N4929S	150	500	25	10	0.5	10	1.0	100	20
		MM4001	150	500	20	10	0.6	10	1.0	—	—
		2N3635S	140	1000	100	50	0.5	50	5.0	200	30
		2N3634S	140	1000	50	50	0.5	50	5.0	150	30

High-Frequency Amplifiers/ Oscillators

The transistors shown are designed for use as both oscillators and amplifiers at UHF and VHF frequencies. Devices are listed in decreasing order of BV_{CEO} .

Package	Family	Device Type	BV_{CEO} Volts Min	h_{FE} Min	@ I_C mA	G_{max} dB Min	NF dB Max	@ f MHz	f_T MHz Min	@ I_C mA	C_{ob} pF Max
NPN											
TO-72	72	2N917	15	20	3.0	9.0	6.0	60	500	4.0	1.7
		2N918	15	20	3.0	15	6.0	60	600	4.0	1.7
TO-38	75	2N3544	25	25	10	—	—	—	600	10	2.5
		MM1941	20	25	10	7.0	—	—	600	10	2.5
PNP											
TO-18	63	2N3307	35	40	2.0	17	4.5	200	300	2.0	1.3
		2N3308	25	25	2.0	17	6.0	200	300	2.0	1.6
TO-72	65	2N4261	15	30	10	—	—	—	1600	10	2.5
		2N4260	15	30	10	—	—	—	2000	10	2.5

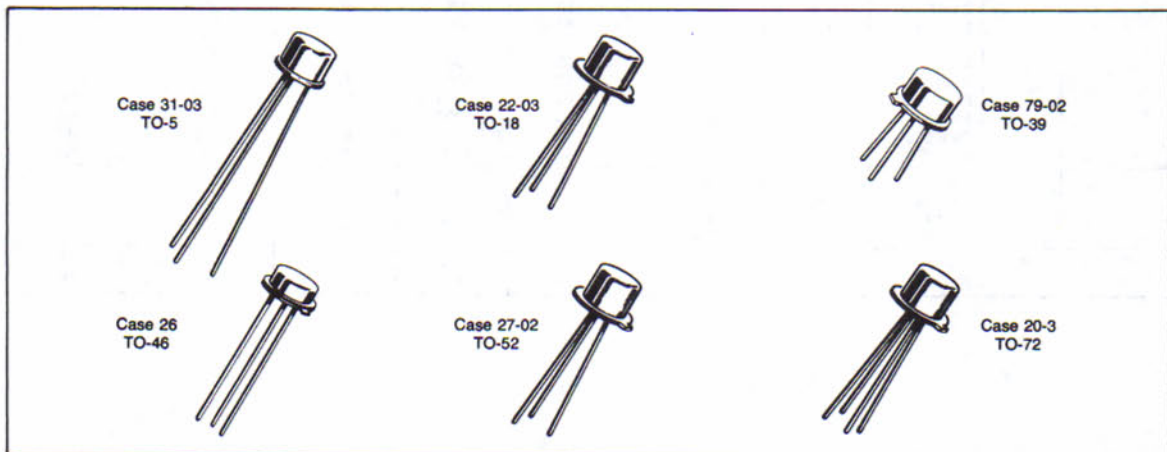
General-Purpose Amplifiers

These transistors are designed for high speed switching circuits, dc to VHF amplifier applications and complementary circuitry. Prime devices are shown in Bold Face Type. Devices are listed in decreasing order of BV_{CE0} .

Package	Family	Device Type	BV_{CE0} Volts Min	f_r MHz Min	@	I_c mA	I_c mA Max	h_{FE}		@	I_c mA		
								Min	Max				
NPN													
TO-39	2R	2N2959S	60	250		20	600	100	300		150		
		2N2951S	60	200		10	250	20	150		10		
		2N1711S	80	70		50	—	100	300		150		
		2N1613S	50	60		50	500	40	120		150		
		2N2219AS	40	300		20	800	100	300		150		
		2N2218AS	40	250		20	800	40	120		150		
		2N697S	40	50		50	—	40	120		150		
		2N2789S	35	250		20	800	100	300		150		
		2N3299S	30	250		50	500	40	120		150		
		2N3300S	30	250		50	500	100	300		150		
		2N2218S	30	250		20	800	40	120		150		
		2N2219S	30	250		20	800	100	300		150		
		TO-46	2S	2N5582	40	300		20	800	100	300		150
				2N5581	40	250		20	800	40	120		150
2N4450	30			250		50	500	100	300		150		
TO-18	3	2N956	50	70		50	—	40	120		150		
		2N843	45	40		10	800	45	150		10		
		2N2222A	40	300		20	800	100	300		150		
		2N2221A	40	250		20	800	40	120		150		
		2N718	40	50		50	—	40	120		150		
		2N717	40	40		50	500	20	60		150		
		2N3301	30	250		50	500	40	120		150		
		2N3302	30	250		50	500	100	300		150		
		2N2221	30	250		20	800	40	120		150		
		2N2222	30	250		20	800	100	300		150		
		TO-39	14R	2N3019S	80	100		50	1000	100	300		150
2N3020S	80			80		50	1000	40	120		150		
2N699	80			50		50	—	40	120		150		
2N1893S	80			50		50	500	40	120		150		
2N2102S	65			60		50	1000	40	120		150		
2N3053AS	60			100		50	700	50	250		150		
2N1890S	60			60		50	500	100	300		150		
2N656S	60			—		—	—	30	90		200		
MM3053	50			100		50	1000	40	300		150		
2N2193AS	50			50		50	1000	40	120		150		
2N2270S	45			100		50	1000	50	200		150		
2N3110S	40			600		10	1000	40	120		150		
2N3053S	40			100		50	700	50	250		150		
2N2297S	35			60		50	1000	40	120		150		
TO-18	23	2N915	50	250		10	—	50	200		10		
		2N3946	40	300		10	200	50	150		10		
		2N3947	40	300		10	200	100	300		10		
		2N916	25	300		10	—	50	200		10		
TO-52	221	MM3904	40	300		10	200	100	300		10		
		MM3903	40	250		10	200	50	150		10		

SMALL-SIGNAL METAL TRANSISTORS (Continued)
General - Purpose Amplifiers (Continued)

Package	Family	Device Type	BV _{CEO} Volts Min	f _r MHz Min	I _c mA	I _c mA Max	h _{FE}		I _c mA
							Min	Max	
PNP									
TO-18	35	2N3251A	60	300	10	200	100	300	10
		2N3250A	60	250	10	200	50	150	10
		2N3251	40	300	10	200	100	300	10
		2N3250	40	250	10	200	50	150	10
TO-46	48	2N3485A	60	200	50	600	40	120	150
		2N3486A	60	200	50	600	100	300	150
		2N3673	50	200	50	600	75	225	150
		2N3486	40	200	50	600	100	300	150
TO-18 TO-39	333	2N2906A	60	200	50	600	40	120	150
		2N2907A	60	200	50	600	100	300	150
		2N3073	60	130	50	500	30	130	50
		2N3135	50	200	50	600	40	120	150
		2N2906	40	200	50	600	40	120	150
		2N2907	40	200	50	600	100	300	150
		2N2904AS	60	200	50	600	40	120	150
		2N2905AS	60	200	50	600	100	300	150
		MM4008	60	325 (typ)	20	500	75	—	10
		2N3133S	50	200	50	600	40	120	150
		2N2904S	40	200	50	600	40	120	150
		2N2905S	40	200	50	600	100	300	150
		2N1132AS	40	60	50	600	30	90	150
2N1131AS	40	50	50	600	30	90	150		
2N2800S	35	120	50	800	30	90	150		
2N1132S	35	60	50	600	30	90	150		
2N1131S	35	50	50	600	30	90	150		
2N1991S	20	40	50	600	15	60	150		
TO-52	271	MM3906	40	250	10	200	100	300	10
		MM3905	40	200	10	200	50	150	10





SMALL-SIGNAL PLASTIC-ENCAPSULATED TRANSISTORS

Plastic-Encapsulated Small-Signal Transistors for Industrial and Consumer applications

The Small-Signal Plastic Transistors represent Motorola's broadest product line. From RF/VHF/UHF amplifiers, mixers, oscillators and switches to general-purpose amplifiers and switches, all are available as standard product or custom specials. Specialty devices for the industrial, computer or consumer market as well as specialty packages — Duowatt and Uniwatt — are all available for unique high technology applications. The following list demonstrates the many applications possible with plastic transistors. If specific applications are not listed, consult your factory representative for assistance.

TABLE OF CONTENTS

	Page
General-Purpose Amplifiers and Switches	
.. a quick reference guide of the most popular NPN and PNP general purpose devices	4-24
RF/UHF/VHF Amplifiers and CATV Transistors	
.. for high frequency applications	4-25
High-Speed Saturated Switching Transistors	
.. for high-speed saturated switching applications	4-25
General-Purpose Transistors	
.. for general purpose amplifiers and switches	4-26
Low-Noise Amplifier Transistors	
.. for low-noise audio amplifiers	4-27
High-Voltage Transistors	
.. for high-voltage amplifier and driver applications	4-27
Medium-Power (Uniwatt and Duowatt) Transistors	
.. for high voltage and high current amplifiers and switches	4-28

The following index reflects the devices characterized in this section. To locate the exact page number, see Catalog Index (Page 7-1).

INDEX

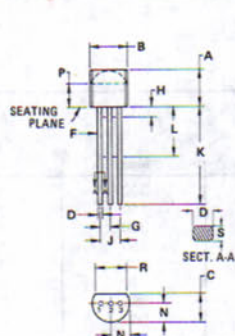
2N3903	MPS2222	MPS-D01
2N3904	MPS2369	MPS-D02
2N3905	MPS2907	MPS-D03
2N3906	MPS3639	MPS-D05
2N4123	MPS3640	MPS-D06
2N4124	MPS3646	MPS-D51
2N4125	MPS3702	MPS-D52
2N4126	MPS3704	MPS-D53
2N4264	MPS6507	MPS-D55
2N4265	MPS6511	MPS-D56
2N4400	MPS6514	MPS-H02
2N4401	MPS6515	MPS-H04
2N4402	MPS6518	MPS-H05
2N4403	MPS6519	MPS-H07
2N5086	MPS6520	MPS-H08
2N5087	MPS6521	MPS-H10
2N5088	MPS6522	MPS-H11
2N5089	MPS6523	MPS-H17
2N5209	MPS6531	MPS-H20
2N5210	MPS6534	MPS-H24
2N5220	MPS6535	MPS-H30
2N5221	MPS6541	MPS-H31
2N5225	MPS6543	MPS-H32
2N5226	MPS6546	MPS-H34
2N5400	MPS6547	MPS-H37
2N5401	MPS6566	MPS-H54
2N5402	MPS6568	MPS-H55
2N5403	MPS6569	MPS-H81
2N5500	MPS6570	MPS-H83
2N5551	MPS6571	MPS-H85
2N6548	MPS8097	MPS-L01
2N6549	MPS8098	MPS-L51
2N6515	MPS8099	MPS-U01
2N6516	MPS8500	MPS-U01A
2N6517	MPS8598	MPS-U03
2N6518	MPS-A05	MPS-U04
2N6519	MPS-A06	MPS-U05
2N6520	MPS-A09	MPS-U06
2N6551	MPS-A17	MPS-U07
2N6552	MPS-A18	MPS-U10
2N6553	MPS-A19	MPS-U45
2N6554	MPS-A20	MPS-U51
2N6555	MPS-A42	MPS-U51A
2N6556	MPS-A43	MPS-U52
2N6557	MPS-A55	MPS-U55
2N6558	MPS-A56	MPS-U56
2N6559	MPS-A70	MPS-U57
MPS706,A	MPS-A92	MPS-U60
MPS834	MPS-A93	MPS-U95
MPS835		

This Selector Guide is designed to help you select the right silicon plastic transistor for your applications. A wide range of device types in three basic package configurations are listed in this Selector Guide.

The TO-92 — is the most popular, high-volume plastic package and will meet most of your high-performance, low-cost requirements.

The Uniwatt/Duowatt Package — is designed for applications requiring greater power dissipation than available with the TO-92 package.

MOTOROLA PLASTIC PACKAGE OUTLINES



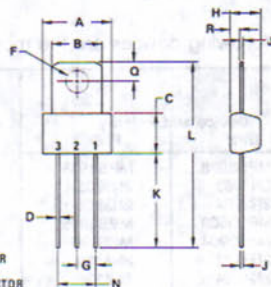
Case 29-02
TO-92

DIM	MILLIMETERS		INCHES	
	MIN	MAX	MIN	MAX
A	4.32	5.33	0.170	0.210
B	4.44	5.21	0.175	0.205
C	3.18	4.19	0.125	0.165
D	0.41	0.56	0.016	0.022
F	0.41	0.48	0.016	0.019
G	1.14	1.40	0.045	0.055
H	—	2.54	—	0.100
J	2.41	2.67	0.095	0.105
K	12.70	—	0.500	—
L	6.35	—	0.250	—
N	2.03	2.92	0.080	0.115
P	2.92	—	0.115	—
R	3.43	—	0.135	—
S	0.98	0.41	0.014	0.016

All JEDEC dimensions and notes apply.




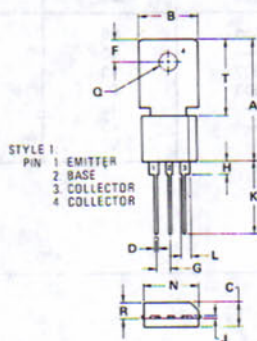
STYLE 1:
PIN 1. EMITTER
2. BASE
3. COLLECTOR



Uniwatt
Case 152-02

DIM	MILLIMETERS		INCHES	
	MIN	MAX	MIN	MAX
A	9.14	9.53	0.360	0.375
B	6.60	7.24	0.260	0.285
C	5.41	5.66	0.213	0.223
D	0.38	0.53	0.015	0.021
F	3.18	3.33	0.125	0.131
G	2.54 BSC	—	0.100 BSC	—
H	3.94	4.19	0.155	0.165
J	0.36	0.41	0.014	0.016
K	12.07	12.70	0.475	0.500
L	25.02	25.53	0.985	1.005
N	5.08 BSC	—	0.200 BSC	—
Q	2.38	2.68	0.094	0.106
R	1.14	1.40	0.045	0.055

NOTE:
1. LEADS WITHIN 0.15 mm (0.006)
TOTAL OF TRUE POSITION
AT CASE, AT MAXIMUM
MATERIAL CONDITION.



Duowatt
Case 306-02

DIM	MILLIMETERS		INCHES	
	MIN	MAX	MIN	MAX
A	21.84	22.35	0.860	0.880
B	9.91	10.41	0.390	0.410
C	4.19	4.44	0.165	0.175
D	0.61	0.71	0.024	0.028
F	3.68	3.94	0.145	0.155
G	2.41	2.67	0.095	0.105
H	1.70	1.96	0.067	0.077
J	0.48	0.66	0.019	0.026
K	12.70	—	0.500	—
L	1.78	2.03	0.070	0.080
N	9.91	10.16	0.390	0.400
Q	3.56	3.81	0.140	0.150
R	2.41	2.67	0.095	0.105
T	13.21	13.97	0.520	0.550

General Purpose Amplifiers and Switches —TO-92 Package

Silicon transistors designed for use in complementary amplifier circuits. The transistors are listed in order of decreasing breakdown voltage (BV_{CEO}).

The following devices are the most popular consumer amplifier transistors:

Device and Polarity		BV_{CEO} Volts Min	f_T MHz @ $I_C = 10$ mA Min Typ*	I_C mA Max	h_{FE}			I_C mA
NPN	PNP				Min	Max	@	
MPS8098	MPS8598	60	200	500	100	300	10	
2N3903	2N3905	40	270*	200	50	150	10	
2N3904	2N3906	40	250	200	100	300	10	
MPS3903	MPS3905	40	150	200	50	150	10	
MPS3904	MPS3906	40	200	200	100	300	10	
2N4123	2N4125	30	250	200	50	150	2.0	
2N4124	2N4126	25	300	200	120	360	2.0	
MPS6515	MPS6519	25	100	—	250	500	2.0	

The following devices are the most popular consumer low-noise transistors:

Device and Polarity		BV_{CEO} Volts Min	f_T MHz @ $I_C = 500$ μ A Min	I_C mA Max	h_{FE}			I_C μ A	NF dB Typ
NPN	PNP				Min	Max	@		
MPS-A18		45	100	200	500	1500	10	4.0	
2N5088	2N5086	30	40	50	150	500	100	3.0	
2N5089	2N5087	25	40	50	250	800	100	2.0	

The following are the most popular industrial high-voltage and high current transistors:

Device and Polarity		BV_{CEO} Volts Min	f_T MHz Typ* Min	@	I_C mA	I_C mA Max	h_{FE}	
NPN	PNP						Min	Max
2N5551	2N5401	160	100		10	600	80	250
2N5550	2N5400	140	100		10	—	40	180
MPS-A06	MPS-A56	80	100		100	500	50	—
MPS-A05	MPS-A55	60	100		100	500	50	—
2N4400	2N4402	40	200		20	—	40	—
2N4401	2N4403	40	250		20	—	40	—
MPS6531	MPS6534	40	390*		50	—	60	120

RF/UHF/VHF Amplifiers and CATV Transistors

The transistors listed below are the high performance, high frequency standard transistors available in the TO-92 plastic package. The transistors are listed in order of decreasing breakdown voltage (BV_{CE0}).

Device Type	BV_{CE0} Volts Min	h_{FE} Min	@ I_C mA	G_{ps} dB		NF dB @ f MHz	V_{AGC} I_{AGC} Typ* Min	@ Gain Reduction dB	f_T MHz Min	@ I_C mA	C_{cb} C_{cs} pF Max
				Typ# Min	Typ* Max						
NPN											
MPS-H04	80	30	1.5	—	2.0	1.0	—	—	80	1.5	1.6
MPS-H05	80	30	1.5	—	2.0	1.0	—	—	80	1.5	1.6
MPS-H34	45	15	20	—	—	—	—	—	500	15	0.32
MPS-H37	40	25	5.0	—	—	—	—	—	300	5.0	100
MPS-H07	30	20	3.0	18*	3.2	100	5.0*	30	400	3.0	0.3*
MPS-H08	30	20	3.0	14*	3.5	200	5.0*	30	500	3.0	0.3*
MPS-H20	30	25	4.0	—	—	—	—	—	400	4.0	0.65
MPS-H24	30	30	8.0	—	—	—	—	—	400	8.0	0.36
MPS-H32	30	27	4.0	22.5	3.3*	45	5.5#	30	300	4.0	0.22
MPS-H10	25	60	4.0	—	—	—	—	—	650	4.0	0.7
MPS-H11	25	60	4.0	—	—	—	—	—	650	4.0	0.7
MPS-H19	25	45	4.0	—	—	—	—	—	300	4.0	0.65
MPS-H02	20	20	4.0	20	3.3	200	4.0	30	375	4.0	0.5
MPS-H30	20	20	4.0	22.5	6.0	45	4.4	30	300	4.0	0.65
MPS-H31	20	20	4.0	22.5	6.0	45	5.2	30	300	4.0	0.65
MPS-H17	15	25	5.0	24#	6.0	200	—	—	800	5.0	0.9

PNP											
Device Type	BV_{CE0} Volts Min	h_{FE} Min	@ I_C mA	G_{ps} dB		NF dB @ f MHz	V_{AGC} I_{AGC} Typ* Min	@ Gain Reduction dB	f_T MHz Min	@ I_C mA	C_{cb} C_{cs} pF Max
				Typ# Min	Typ* Max						
MPS-H54	80	30	1.5	—	2.0	1.0	—	—	80	1.5	1.6
MPS-H55	80	30	1.5	—	2.0	1.0	—	—	80	1.5	1.6
MPS-H83	30	20	2.5	10*	6.5	850	4.5*	30	600	2.5	0.3*
MPS-H85	30	20	2.5	14*	6.5	200	—	—	350	2.5	0.2*
MPS6543	25	25	4.0	—	—	—	—	—	750	4.0	—
MPS6546	25	20	2.0	—	—	—	—	—	600	2.0	0.45*
MPS6547	25	20	2.0	20	—	100	—	—	600	2.0	0.35*
MPS6568	20	20	4.0	20	3.3	200	4.0	30	375	4.0	0.5
MPS6569	20	20	4.0	20	6.0	45	4.4	30	300	4.0	0.5
MPS6570	20	20	4.0	20	6.0	4.5	5.2	30	300	4.0	0.5
MPS6507	20	25	2.0	—	—	—	—	—	700	10	—
MPS6511	20	25	10	30	—	4.5	—	—	—	—	—
MPS6541	20	25	4.0	—	—	—	—	—	—	—	—

High-Speed Saturated Switching Transistors

The transistors listed in this table are specially optimized for high-speed saturated switches. They are heavily gold doped and processed to provide very short switching times and low output capacitance (below 6 pF). The transistors are listed in order of decreasing turn-on time (t_{on}).

Device Type	t_{on} ns Max	& t_{off} ns Max	@ I_C mA	BV_{CE0} Volts O_{in}	h_{FE} Min	@ I_C mA	$V_{CE(sat)}$ Volts @ I_C & I_B mA			f_T MHz Min	@ I_C mA
							Max	mA	mA		
NPN											
MPS706.A	40	75	10	15	20	10	0.6	10	1.0	200	10
2N4264	25	35	10	15	40	10	0.22	10	1.0	300	10
2N4265	25	35	10	12	100	10	0.22	10	1.0	300	10
MPS835	20	35	10	—	20	10	0.3	10	1.0	300	10
MPS3646	18	28	300	15	30	30	0.2	30	3.0	350	30
MPS834	16	30	10	—	25	10	0.25	10	1.0	350	10
MPS2369	12	18	10	15	40	10	0.25	10	1.0	500	10
PNP											
MPS3640	25	35	50	12	30	10	0.2	10	1.0	500	10
MPS3639	25	25	50	6.0	30	10	0.16	10	1.0	—	—

General-Purpose Transistors

These general-purpose transistors are designed for small-signal amplification from dc to low radio frequencies. They are also useful as oscillators and general-purpose switches. The transistors are listed in order of decreasing breakdown voltage (BV_{CE0}).

Device and Polarity		BV_{CE0} Volts Min	f_T MHz Min	@ I_C mA	I_C mA Max	h_{FE}		@ I_C mA
NPN	PNP					Min	Max	
MPS8099	MPS8599	80	150	10	200	100	300	1.0
MPS-A06	MPS-A56	80	100	10	500	50	—	100
MPS8098	MPS8598	60	150	10	200	100	300	1.0
MPS-A05	MPS-A55	60	100	10	500	50	—	100
2N3904	2N3906	40	300	10	200	100	300	10
2N4401	2N4403	40	250	20	600	100	300	150
2N3903	2N3905	40	250	10	200	50	150	10
2N4400	2N4402	40	200	20	600	50	150	150
MPS-A20	MPS-A70	40	125	5.0	100	40	400	5000
MPS6531	MPS6534	40	—	50	600	100	300	150
MPS2222	MPS2907	30	250	20	600	100	300	150
2N4123	2N4125	30	250	10	200	50	150	2.0
MPS3704	MPS3702	30	100	50	600	100	300	50
2N4124	2N4126	25	300	10	300	120	360	2.0
MPS-D06	MPS-D56	25	100	10	50	50	—	10
MPS-D05	MPD-D55	25	100	50	500	80	—	100
2N5225	2N5226	25	50	20	200	30	600	50
MPS6514	MPS6518	25	200	10	200	50	300	10
2N5220	2N5221	15	100	20	500	30	600	50

PLASTIC ENCAPSULATED SMALL-SIGNAL TRANSISTORS (Continued)

Low-Noise Amplifier Transistors

The small-signal transistors listed in this table are characterized for low-noise amplification at low frequencies. The transistors are listed in decreasing order of noise figure (NF).

Device Type	NF dB Typ	@ f kHz* Hz	BV _{CEO} Volts Min	h _{FE} Min	@ I _C mA	f _T MHz Min	@ I _C mA
NPN							
2N4123	6.0	Audio	30	50	2.0	250	10
2N3903	6.0	Audio	40	50	10	250	10
2N4124	5.0	Audio	25	120	2.0	300	10
2N3904	5.0	Audio	40	100	10	300	10
MPS8565	4.0	Audio	45	40	10	—	—
MPS8566	4.0	Audio	45	100	10	—	—
2N5209	3.0	Audio	50	150	10	30	500
2N5088	3.0	Audio	30	100	300	50	500
MPS6520	3.0	Audio	25	200	2.0	390	2.0
MPS6521	3.0	Audio	25	300	2.0	390	2.0
2N5210	2.0	Audio	5.0	250	10	30	500
MPS8097	2.0	100	40	250	0.1	200	10
2N5089	2.0	Audio	25	400	10	50	500
MPS-A18	1.5	Audio	45	500	10	100	1.0
MPS-A09	1.4	1.0*	50	100	0.1	30	0.5
MPS6571	1.2	100	20	250	100	50	500
PNP							
2N4125	5.0	Audio	30	50	2.0	200	10
2N3905	5.0	Audio	40	50	10	200	10
2N3906	4.0	Audio	40	100	10	250	10
2N4126	4.0	Audio	25	120	2.0	250	10
2N5086	3.0	Audio	50	100	150	40	500
MPS6522	3.0	Audio	25	200	2.0	340	2.0
MPS6523	3.0	Audio	25	300	2.0	340	2.0
2N5087	2.0	Audio	50	250	10	40	500

Audio = 10 Hz to 15.7 kHz.

High-Voltage Transistors

These high-voltage transistors are designed for driving neon bulbs and Nixie® indicator tubes, for direct line operation, and for other applications requiring high-voltage capability at relatively low collector current. These devices are listed in order of decreasing breakdown voltage (BV_{CEO}).

Device Type	BV _{CEO} Volts Min	I _C Amp Max	h _{FE} Min	@ I _C mA	V _{CE(sat)} Volts Max	@ I _C mA	I _B mA	f _T MHz Min	@ I _C mA
NPN									
2N6517	350	0.5	40	30	0.30	10	1.0	40	10
2N6516	300	0.5	45	30	0.30	10	1.0	40	10
MPS-A42	300	0.5	40	10	0.5	20	2.0	50	10
2N6515	250	0.5	50	30	0.30	10	1.0	40	10
MPS-A43	200	0.5	40	10	0.4	20	2.0	50	10
MPS-D01	200	0.1	20	30	—	—	—	40	10
2N5551	160	0.6	80	10	0.15	10	1.0	100	10
2N5550	140	0.6	60	10	0.15	10	1.0	100	10
MPSD-02	140	0.05	20	30	—	—	—	40	10
MPS-D03	100	0.05	50	10	0.2	10	1.0	60	10
MPS-L01	100	0.05	20	30	—	—	—	40	10
PNP									
2N6520	350	0.5	30	30	0.30	10	1.0	40	10
2N6519	300	0.5	45	30	0.30	10	1.0	40	10
MPS-A92	300	0.5	40	10	0.8	20	2.0	50	10
2N6518	250	0.5	50	30	0.30	10	1.0	40	10
MPS-A93	200	0.5	40	10	0.7	20	2.0	50	10
MPS-D51	200	0.1	20	30	—	—	—	40	10
2N5401	150	0.6	60	10	0.2	10	1.0	100	10
MPS-D52	140	0.05	20	30	—	—	—	40	10
2N5400	120	0.6	40	10	0.2	10	1.0	100	10
MPS-D53	100	0.05	20	30	—	—	—	40	10
MPS-L51	100	0.6	40	50	0.25	10	1.0	60	10

* Registered Trademark of Burroughs Corporation.

Medium-Power (Uniwatt and Duowatt) Transistors

For applications requiring higher power dissipation than that of the standard Unibloc package, Motorola has developed the Uniwatt and Duowatt packages. These plastic packages are slightly larger than the TO-92 case. Without a heat sink the Uniwatt package can dissipate 1 Watt @ $T_A = 25^\circ\text{C}$; the Duowatt can dissipate 2 Watts @ $T_A = 25^\circ\text{C}$.

The transistors are listed in order of increasing collector current (I_C).

Uniwatt Transistors ($P_D = 1.0 \text{ Watt @ } T_A = 25^\circ\text{C}$)

Device Type	I_C Avc Max	BV_{CEO} Volts Min	h_{FE} Min	@ I_C mA	$V_{CE(sat)}$ Volts Max	@ I_C mA	I_B mA	f_T MHz Min	@ I_C mA
NPN									
MPS-U10	0.5	300	40	10	0.75	30	30	60	10
MPS-U02	0.8	40	50	150	0.4	150	15	15	20
MPS-U03	1.0	120	40	10	0.5	200	20	100	50
MPS-U04	1.0	180	40	10	0.5	200	20	100	50
MPS-U01	2.0	30	60	100	0.5	1000	100	50	50
MPS-U01A	2.0	40	60	100	0.5	1000	100	50	50
MPS-U45	2.0	40	15 k	500	1.5	1.0	2.0	100	200
MPS-U05	2.0	60	60	250	0.4	200	10	50	200
MPS-U06	2.0	80	60	250	0.4	250	10	50	200
MPS-U07	2.0	180	30	250	0.4	250	10	50	200

PNP

MPS-U60	0.5	300	30	10	0.75	20	2.0	60	10
MPS-U52	0.8	40	50	150	0.4	150	15	150	20
MPS-U51	2.0	30	60	100	0.7	1.0	0.1	50	50
MPS-U51A	2.0	40	60	100	0.7	1.0	0.1	50	50
MPS-U95	2.0	40	15 k	500	1.5	1000	2.0	500	200
MPS-U55	2.0	60	50	250	0.5	250	10	50	200
MPS-U56	2.0	80	50	250	0.5	250	10	50	200
MPS-U57	2.0	100	30	250	0.5	250	10	50	200

Duowatt Transistors ($P_D = 2.0 \text{ Watt @ } T_A = 25^\circ\text{C}$)

Device Type	I_C Avc Max	BV_{CEO} Volts Min	h_{FE} Min	@ I_C mA	$V_{CE(sat)}$ Volts Max	@ I_C mA	I_B mA	f_T MHz Min	@ I_C mA
NPN									
2N6557	0.5	250	40	30	0.6	30	3.0	45	10
2N6558	0.5	300	40	30	0.6	30	3.0	45	10
2N5669	0.5	350	40	30	0.6	30	3.0	45	10
2N6551	1.0	60	80	50	0.5	250	10	75	100
2N6552	1.0	80	80	50	0.5	250	10	75	100
2N6553	1.0	100	80	50	0.5	250	10	75	100
2N6548	2.0	40	25 k	200	1.5	1.0	2.0	75	100
2N6549	2.0	40	15 k	200	1.5	1.0	2.0	75	100

PNP

2N6554	1.0	60	80	50	0.5	250	10	75	100
2N6555	1.0	80	80	50	0.5	250	10	75	100
2N6556	1.0	100	80	50	0.5	250	10	75	100



FIELD-EFFECT TRANSISTORS

Motorola offers a line of field-effect transistors that encompasses the latest technology and covers the full range of FET applications. Included is a wide variety of junction FETs and MOSFETs, with N- or P-channel polarity with both single and dual gates. These FETs include devices developed for operation across the frequency range from dc to UHF in switching and amplifying applications. Package options from low cost plastic to metal TO-72 packages are available.

The selector guides on the following pages are designed to emphasize those FET families and device types that, by virtue of widespread industry use, ease of manufacture and, consequently, low relative cost, merit first consideration for new equipment design.

TABLE OF CONTENTS


	Page
General-Purpose Devices	4-30
Designed for use in general-purpose amplifier and switching applications.	
General-Purpose Amplifiers	4-31
Transistors designed for amplification in the audio-frequency range.	
Choppers and Switches	4-32
Devices designed for chopper and high-speed switching applications.	
RF Amplifiers	4-33
Devices characterized for operation at frequencies as high as 900 MHz.	

The following index reflects the devices characterized in this section. To locate the exact page number, see Catalog Index (Page 7-1).

INDEX


2N3330	2N4221A	2N5460	2N5639	MFE132
2N3365	2N4222	2N5461	2N5640	MFE140
2N3366	2N4222A	2N5462	2N5716	MFE590
2N3367	2N4351	2N5474	2N5717	MFE591
2N3796	2N4352	2N5475	2N5718	MFE823
2N3797	2N4416	2N5476	2N5797	MFE824
2N3823	2N4416A	2N5484	2N5798	MFE3001
2N3993	2N4856	2N5485	2N5799	MFE3002
2N3994	2N4857	2N5486	2N5800	MFE3003
2N3994A	2N4858	2N5556	3N209	MPF102
2N4220	2N5457	2N5557	3N223	MPF256
2N4220A	2N5458	2N5558	MFE130	MPF970
2N4221	2N5459	2N5638	MFE131	MPF971

THE TO-18 AND TO-72 — are designed for applications requiring hermeticity as well as greater power dissipation than available with the TO-92 package.



THE MICRO-H CASE 262 — four leaded plastic stripline package.

THE TO-92 — is the most popular, high-volume plastic package and will meet most of your high-performance, low-cost requirements.



TO-92 CASE 29

THE TO-76 is the EIA standard part for matched dual transistors.



TO-76 CASE 642

General-Purpose Devices

Using the same transistor for both switching and amplifier applications can reduce inventories and increase purchase quantities to take advantage of quantity price reductions. Transistors listed here represent good, all-around amplifiers in the audio frequency range, and provide satisfactory medium-speed switching capabilities. MOSFETs listed are characterized primarily as switches but can be used as satisfactory general-purpose amplifiers.

JFETs – N-CHANNEL

Package	Family	Preferred Types	Features	Y_{fs} mmhos Min/Max	I_{DSS} mA Min/Max	$V_{(BR)GSS}$ $V_{(BR)DSS}^*$ Volts Min	$V_{GS(off)}$ $V_{GS(TH)}^*$ Volts Min/Max	NF dB nV/\sqrt{Hz}^*
TO-92	131	Standard Family Limits		0.5/6.5	0.5/24	to -50	-0.2/-8.0	to 2.5
		2N5457	Good overall performance. Low Cost.	1.0/5.0	1.0/5.0	-25	-0.5/-6.0	—
		2N5458		1.5/5.5	2.0/9.0	-25	-1.0/-7.0	—
2N5459	2.0/6.0	4.0/16		-25	-2.0/-8.0	—		
TO-72	130	2N4220	Somewhat improved specifications; slightly higher cost.	1.0/4.0	0.5/3.0	-30	-/-4.0	2.5
		2N4221		2.0/5.0	2.0/6.0	-30	-/-6.0	2.5
		2N4222		2.5/6.0	5.0/15	-30	-/-8.0	2.5
		2N3823		3.5/6.5	4.0/20	-30	-/-8.0	2.5
		2N3824		—	—	-50	—	—

JFETs – P-CHANNEL

TO-92	125	Standard Family Limits		0.8/8.0	0.3/30	to 60	-0.2/9.0	115*
		2N5460	Good performance, low cost.	1.0/4.0	1.0/5.0	40	0.75/6.0	115*
		2N5461		1.5/5.0	2.0/9.0	40	1.0/7.5	115*
		2N5462		2.0/6.0	4.0/16	40	1.8/9.0	115*

MOSFET – N-CHANNEL (Enhancement)

TO-72	122	Standard Family Limits		1.0/-	10/-	25*	0.5/5.0*	—
		2N4351	Relatively low-cost, complement to 2N4352	1.0/-	10/-	25*	0.5/5.0*	—

MOSFET – P-CHANNEL (Enhancement)

TO-72	123	Standard Family Limits		1.0/4.0	-1.0/-10	to -50*	-1.0/-5.0*	—
		2N4352	Relatively low-cost, complement to 2N4351	1.0/-	-10/-	-25*	-1.0/-5.0*	—

General-Purpose Amplifiers

The following transistors are designed for amplification in the audio-frequency range. The devices characterized represent the best values and should receive primary consideration. Other family members are also indicated, together with any specific features they may have.

J FET - N-CHANNEL

Package	Family	Preferred Types	Features	Y_{fs} mmhos Min/Max	I_{DSS} mA Min/Max	$V_{(BR)GSS}$ $V_{(BR)DSS}^*$ V Min	$V_{GS(off)}$ V Min/Max	NF dB nV/\sqrt{Hz}^*
TO-92	131	Standard Family Limits		0.5/6.5	0.5/24	to -50	-0.2/-0.8	to 75*
		2N5457	Lowest Cost Family.	1.0/5.0	1.0/5.0	-25	-0.5/-6.0	-
		2N5458 2N5459	General-purpose application.	1.5/5.5 2.0/6.0	2.0/9.0 4.0/16	-25 -25	-1.0/-7.0 -2.0/-8.0	- -
TO-72		2N4220A	Similar to above series, but with specified NF and slightly improved specifications. Somewhat higher cost.	1.0/4.0	0.5/3.0	-30	-/-4.0	2.5
		2N4221A		2.0/5.0	2.0/6.0	-30	-/-6.0	2.5
		2N4222A		2.5/6.0	5.0/15	-30	-/-8.0	2.5
		2N5556	Very low noise.	1.5/6.5	0.5/2.5	-30	-0.2/-4.0	20*
		2N5557		1.5/6.5	2.0/5.0	-30	-0.8/-5.0	20*
2N5558	1.5/6.5	4.0/10		-30	-1.5/-6.0	20*		
TO-92	124	Standard Family Limits		-1.0/2.0	0.05/9.0	to -50	-0.2/-12	75*
		2N5716	For low-power applications, as in battery operated equipment. Good performance at low cost.	0.2/1.0	0.05/0.25	-40	-0.2/-3.0	75*
		2N5717		0.4/1.6	0.2/1.0	-40	-0.5/5.0	75*
		2N5718		0.5/2.0	0.8/4.0	-40	-1.0/-8.0	75*
TO-18		2N3367	Similar to above series, but higher cost due to metal package.	0.1/1.0	0.5/0.25	-40	-/-2.5	75*
		2N3366		0.25/1.0	0.2/1.0	-40	-/-7.0	75*
		2N3365		0.4/2.0	0.8/4.0	-40	-/-12	75*

Other Family Members

TO-18	124	(All comparisons are referenced to similarly packaged preferred device types in the tables above.) MFE2093, 4, 5 - Higher $V_{(BR)GSS}$, higher cost.
TO-72	131	2N3822, 3 - Higher $V_{(BR)GSS}$, higher cost. 2N5358, 59, 60, 61, 62, 63, 64 - Tighter specifications, higher cost.
TO-92	131	MPF109, MPF111 - Lowest Cost. Loose specifications.

JFET - P-CHANNEL

TO-92	125	Standard Family Limits		0.8/8.0	0.3/30	to 60	0.2/9.0	to 3.0
		2N5460	Good performance, Low cost.	1.0/4.0	1.0/5.0	40	0.75/6.0	2.5
		2N5461		1.5/5.0	2.0/9.0	40	1.0/7.5	2.5
2N5462	2.0/6.0	4.0/16		40	1.8/9.0	2.5		
TO-72		2N3330	Tighter specifications, metal package, higher cost.	1.5/3.0	2.0/6.0	20	-/6.0	3.0
TO-92	127	Standard Family Limits		0.06/0.7	0.02/2.0	45	0.5/9.0	110*
		2N5797	For low-power applications, as in battery-operated equipment. Good performance at low cost.	0.06/0.225	0.02/0.1	40	0.5/4.0	115*
		2N5798		0.1/0.4	0.08/0.4	40	0.8/6.0	115*
		2N5799		0.16/0.5	0.25/1.0	40	1.2/8.0	115*
		2N5800		0.25/0.7	0.7/2.0	40	2.0/9.0	115*
TO-72		2N5474	Similar to above series, higher cost due to metal package.	0.16/0.4	0.2/0.5	40	1.2/7.0	115*
		2N5475		0.2/0.5	0.4/1.0	40	1.5/8.0	115*
		2N5476		0.26/0.65	0.8/2.0	40	2.0/9.0	115*
Other Family Members								
TO-72	127	(All comparisons are referenced to similarly packaged preferred device types in tables above.) 2N5471, 72, 73 - Lower V_{fs} , lower I_{DSS} , higher cost.						
	125	2N3909, A 2N5265, 66, 67, 68, 69, 70 - Very tight specifications. Higher cost. MFE4007, 08, 09, 10, 11, 12 -						
TO-92	125	2N5463, 64, 65 - Higher $V_{(BR)GSS}$. Higher cost. 2N4342, MPF161 - Low cost. 2N4360 - Lowest cost. Very loose specifications.						

FIELD-EFFECT TRANSISTORS (continued)

General-Purpose Amplifiers (Continued)

Package	Family	Preferred Types	Features	Y_{fs} mmhos Min/Max	I_{DSS} mA Min/Max	$V_{(BR)GSS}$ $V_{(BR)DSS}^*$ V Min	$V_{GS(off)}$ V Min/Max	NF dB nV/\sqrt{Hz}^*
---------	--------	-----------------	----------	------------------------------	----------------------------	--	-------------------------------	------------------------------

MOSFET - N-CHANNEL (Depletion-Enhancement) - TABLE II (continued)

TO-18	110	Standard Family Limits		0.7/4.0	0.5/15	to 25*	$V_{GS(TH)}$ -/-8.0	to 3.8
		MFE824	Especially suited for smoke detector applications.	1.0/-	1.0/15	20*	-/-6.0	-
TO-72		MFE3001 2N3796 2N3797	$I_{GSS} = \pm 1.0 \mu A$ Max	0.7/3.5 0.9/1.8 1.5/3.0	0.5/6.0 0.5/3.0 2.0/6.0	20* 25 20	-/-8.0 -/-4.0 -/-7.0	- 3.8 Typ 3.8 Typ

MOSFET - P-CHANNEL (Enhancement)

TO-18	123A	MFE823	Especially suited for smoke detector applications. $I_{GSS} = \pm 1.0 \mu A$ Max	1.0/-	-/-20	-25*	-2.0/-6.0	-
-------	------	--------	---	-------	-------	------	-----------	---

Choppers and Switches

FETs have no offset voltages and low "on" resistance. As a result they are especially well suited for chopper/switch applications. The following characterized devices represent the best values and should receive primary consideration.

JFETs - N CHANNEL

Package	Family	Preferred Types	Features	$r_{ds(on)}$ Ohms Max	$I_{D(off)}$ I_{DSS}^* nA Max	C_{rss} pF Max	$V_{(BR)GSS}$ $V_{(BR)DSS}^*$ V Min	$V_{GS(off)}$ $V_{GS(TH)}^*$ V Min/Max
TO-92	140	Standard Family Limits		25 to 100	0.25 to 1	3.5 to 8.0	to -40	-0.5/-10
		2N5638	Good Performance, low-cost.	30	1.0	4.0	-30	-
		2N5639		60	1.0	4.0	-30	-
		2N5640		100	1.0	4.0	-30	-
TO-18		2N4856	Somewhat improved specifications. Metal Package.	25	0.25	8.0	-40	-4.0/-10
		2N4857		40	0.25	8.0	-40	-2.0/-6.0
		2N4858	Higher cost.	60	0.25	8.0	-40	-0.8/-4.0
Other Family Members								
TO-92	140	MPF4391, 2, 3 - Similar to 2N5638 Series, slightly higher cost.						
TO-18		2N4091, 2, 3 - Slower than 2N4856 Series, slightly lower cost. 2N4391, 2, 3 - Slightly improved performance, but higher cost. 2N4859, 60, 61 - Same as 2N4856, 57, 58 except for -30 V $V_{(BR)GSS}$. 2N4856A, 57A, 58A, 59A, 60A, 61A - Tighter C_{rss} than non-A version. 2N3970, 71, 72 - MFE2004, 5, 6.						
Other Family Members								
TO-72	136	MFE2010, 1, 2 - Lower $r_{ds(on)}$, significantly higher cost.						

JFETs - P-CHANNEL

TO-92	128	Standard Family Limits		100 to 250	10	5.0	30	1.0/12
		MPF970	Good Performance, low cost.	100	10	5.0	30	5.0/12
		MPF971		250	10	5.0	30	1.0/7.0
TO-72	129	Standard Family Limits		150 to 300	1.2	3.5 to 5.0	25	1.0/9.5
		2N3993	Higher cost than above	150	1.2	4.5	25	4.0/9.5
		2N3994	plastic series.	300	1.2	5.0	25	1.0/5.5
		2N3994A		300	1.2	3.5	25	1.0/5.5

MOSFET - N-CHANNEL (Enhancement)

TO-72	122	Standard Family Limits		100 to 300	10*	1.3	25*	0.5/5.0*
		2N4351	Relatively low cost. Complementary with 2N4352 P-Channel device.	300	10*	1.3	25*	1.0/5.0*
	114	MFE3002	Somewhat higher cost.	100	10*	1.0	15*	-/3.0*
Other Family Members								
TO-72	122	3N169, 170, 171 - Tighter $V_{GS(TH)}$, higher cost.						

MOSFET - P-CHANNEL (Enhancement)

TO-72		Standard Family Limits		200 to 600	0.25 to 10*	to 1.3	to -50*	-1.0/-5.0*
	123	2N4352	Relatively Low cost	600	-10*	1.3	25*	-1.0/-5.0*
	115	MFE3003	Slightly Higher cost	200	-10*	1.0	15*	-/-4.0*
Other Family Members								
TO-72	123	3N155, 55A, 56, 56A, 57, 57A, 58, 58A - Tighter parameter limits, higher costs.						

RF Amplifiers

Devices listed here are characterized for operation at frequencies as high as 900 MHz. Both amplifier and mixer devices are included. In general, amplifier transistors have a small-signal power gain (G_{ps}) specification and a noise figure, while mixer devices are characterized by a conversion gain (G_c) specification and may or may not have an assigned noise figure.

A comparison of specifications indicates that MOSFETs, in general, have a considerably lower reverse transfer capacitance (C_{rss}) than JFETs. This makes them suitable for operation over wide frequency ranges, as required for many TV applications. Moreover, all MOSFETs listed are dual-gate devices that often simplify circuit designs. The JFET lines are often preferred for communications circuits where only narrow bandwidths are required.

JFET - N-CHANNEL

Package	Family	Preferred Types	Features	Test Frequency MHz	G_{ps} G_c^* dB Min/Max	Y_{fs} mmhos Min/Max	C_{rss} pF Min/Max	NF dB Max	$V_{(BR)DSS}$ $V_{(BR)GSS}^*$ V Min
TO-92	130	Standard Family Limits		to 200	10/20	2.0/7.5	-/3.0	4.0	to 25
		MPF 102	Very low cost. Limited specifications.	100	--	2.0/7.5	-/3.0	--	25*
	146	Standard Family Limits		to 400	10/30	3.0/8.0	1.0/3.0	--	to 30
		2N5484	Moderate cost. Low noise figure.	100	16/25	3.0/6.0	-/3.0	3.0	25*
		MPF 256	Slightly higher cost. Improved performance.	400	12/-	6.0/-	1.2 Typ	4.0	25*
TO-72	2N4416 2N4416A	2N5485	Somewhat higher cost.	400	10/20	3.5/7.0	-/1.0	4.0	25*
		2N5486		400	10/20	4.0/8.0	-/1.0	4.0	25*
Other Family Members (All comparisons are referenced to similarly packaged preferred device types in the table above.)									
TO-92	130	2N5668, 69, 70 - Somewhat improved specifications. Higher cost.							
		MPF 108, MPF 112 - Lowest cost. Very limited specifications.							
TO-72		2N4223, 24; 2N3823							
	146	MFE2000, 1							
	120	3N124, 25, 26 - This family is tetrode connected, and is tested at 100 MHz. Has higher breakdown voltage (50 V) and higher cost than other metal packaged devices.							

MOSFET - N-CHANNEL

AMPLIFIERS									
TO-72	875	Standard Family Limits		to 500	10/28	8.0/20	-/-.05	6.0	to 25
		MFE130	VHF amplifiers listed in order of increasing test frequency.	105	17/-	8.0/20	-/0.05	5.0	25
		MFE131		200	17/-	8.0/20	-/0.05	5.0	25
		3N209	Cost variations are relatively small.	500	10/20	10/20	-/0.05	6.0	25
	890	Standard Family Limits		to 900	10/-	8.0/20	-/0.025	8.0	25
		MFE590	VHF/UHF amplifiers characterized to 900 MHz. Moderate cost.	900	10.5/-	8.0/20	-/0.025	8.0	25
		MFE591		900	10.5/-	10/20	-/0.02	6.0	25
MIXERS									
TO-72	875	Standard Family Limits		to 500	10/28	8.0/20	-/0.05	6.0	to 25
		MFE132	Good performance.	200	12/-*	8.0/20	-/0.05	--	25
		3N223	Improved specifications. Moderately higher cost.	200	21/28*	17/40	-/0.05	--	25
Other Family Members									
262	875	MPF 130 - Amplifier							
		MPF 131 - Amplifier							
		3N210 - Amplifier							
		MPF 132 - Mixer							
	880	3N224 - Mixer							
TO-72	112	MFE3004, 5 - Amplifier							
		3N128 - Amplifier							
	816	3N140 - Amplifier/Mixer							



MULTIPLE DEVICES

SMALL-SIGNAL MULTIPLE TRANSISTORS AND DARLINGTON TRANSISTORS

The trend in electronic system design is toward the use of integrated circuits — to reduce component cost, assembly cost, and equipment cost. But ICs still aren't all things to all people, and for those circuit designs where ICs are not available, there is a noticeable swing towards the use of multiple devices.*

Motorola is reacting to this expanding market requirement by making available a very large selection of Quad, Dual and Darlington transistors for off-the-shelf delivery. The chips used in the Quad and Dual transistors are those that have emerged as the most popular ones for discrete transistor applications. But even beyond that, Motorola offers its entire vast repertoire of discrete small-signal transistors for multiple-device packaging. For special applications where the devices listed may not quite fit the design requirements, special configurations can be supplied with quick turnaround time and low premiums.

**Multiple devices, as described here, encompass two or more transistor chips in a single package. Included in this definition are the Darlington transistors which consist of two interconnected devices functioning as a single-stage amplifier.*

TABLE OF CONTENTS

	Page
Quad Transistors	4-37
General-Purpose Amplifier and Switching Transistors	
Low-Noise, High-Gain Amplifier Transistors	
Low-Current Switching Transistors	
RF Amplifiers and Oscillators, High-Voltage Drivers, and J-FET-Bipolar Transistors	
Dual Transistors	4-41
General-Purpose Amplifier and Switching Amplifiers	
Low-Noise, High-Gain Amplifier Transistors	
High-Current Switching and Core Driver Transistors	
RF Amplifiers and Oscillators	
Darlington Transistors	4-45
Power and Small-Signal Darlington Amplifier Transistors	
MPU Clock Buffer	4-40

MULTIPLE TRANSISTORS (continued)

The following index reflects the devices characterized in this section. To locate the exact page number, see Catalog Index (Page 7-1).

INDEX

QUAD TRANSISTORS

2N5146
2N6501
MHQ918
MHQ2221
MHQ2222
MHQ2369
MHQ2483
MHQ2484
MHQ2906
MHQ2907
MHQ3467
MHQ3798
MHQ3799
MHQ4001A
MHQ4002A
MHQ4013
MHQ4014
MHQ6001
MHQ6002
MHQ6100
MHQ6100A
MPQ918
MPQ1000
MPQ1050
MPQ2001
MPQ2221
MPQ2222
MPQ2369
MPQ2483
MPQ2484
MPQ2906
MPQ2907
MPQ3303
MPQ3467
MPQ3546
MPQ3725
MPQ3725A
MPQ3762
MPQ3798
MPQ3799
MPQ3904
MPQ3906
MPQ4003
MPQ4004
MPQ6501
MPQ6502
MPQ6600
MPQ6600A
MPQ6700
MPQ6842
MPQ7041
MPQ7042
MPQ7043
MPQ7051
MPQ7052
MPQ7053
MPQ7091
MPQ7092

MPQ7093
MQ918
MQ930
MQ982
MQ1120
MQ1129
MQ2218,A
MQ2219,A
MQ2369
MQ2484
MQ2904
MQ2905A
MQ3251
MQ3467
MQ3725
MQ3762
MQ3798
MQ3799A
MQ7001
MQ7003
MQ7004
MQ7005
MQ7007

DUAL TRANSISTORS

2N2060
2N2060A
2N2223,A
2N2453,A
2N2480,A
2N2639
2N2644
2N2652,A
2N2720
2N2721
2N2722
2N2903,A
2N2913
thru
2N2920
2N3043
thru
2N3048
2N3425
2N3806
thru
2N3811
2N3811A
2N3812
thru
2N3817
2N3817A
2N3838
2N4015
2N4016
2N4854
2N4855
2N4937

2N4938
2N4939
2N4940
2N4941
2N4942
2N5973
2N5794
2N5795
2N5796
2N6428
thru
2N6435
2N6441
thru
2N6448
2N6502
2N6503
MD708,A,B
MD708F,AF,BF
MD918,A,B
MD918AF,BF
MD982
MD982F
MD984
MD985
MD985F
MD986
MD986F
MD1120
MD1120F
MD1121,F
MD1122,F
MD1123,F
MD1129
MD1129F
MD1130F
MD1131,F
MD1132,F
MD2060,F
MD2218,A
MD2218F,AF
MD2219,A
MD2219F,AF
MD2369,A,B
MD2369AF,BF
MD2904,A
MD2904F,AF
MD2905F,AF
MD3250,A
MD3250F,AF
MD3251A
MD3251F,AF
MD3409
MD3410
MD3425
MD3467
MD3467F

MD3725
MD3725F
MD3762,F
MD5000,A,B
MD6001,F
MD6002,F
MD6003,F
MD6100,F
MD7000
MD7001,F
MD7002,A,B
MD7003,A,B
MD7003F,AF
MD7004,F
MD7005,F
MD7007,A,B
MD7007F,BF
MD7021,F
MD8001
MD8002
MD8003

DARLINGTON TRANSISTORS

2N998
2N2723
2N2785
2N6034
2N6035
2N6036
2N6037
2N6038
2N6039
2N6294
2N6295
2N6296
2N6297
2N6426
2N6427
MJE 700
MJE 702
MJE 800
MJE 802
MM6427
MPS-A12
MPS-A13
MPS-A14
MPS-A65
MPS-A66
MPS-D04
MPS-D54

QUAD TRANSISTORS

GENERAL-PURPOSE AMPLIFIER AND SWITCHING TRANSISTORS

The multiple transistors included in this category have been implemented with discrete transistor chips that have proved to be the most popular for high all around performance at low cost. The line is characterized by a relatively high-current gain over an extremely wide range of dc collector current, a high-frequency response and medium-speed switching capability.



CASE 607-04
(Ceramic Flat Package)
MQ Devices



CASE 632
TO-116
(Ceramic Package)
MHQ Devices



CASE 646
(Plastic Package)
MPQ Devices

		NPN TYPES				PNP TYPES			
Prime Devices		MPQ2222 MHQ2222 MQ2219A <i>(Basic Device Design - 2N2222)</i>		MPQ3904 <i>(Basic Device Design 2N3904)</i>		MPQ2907 MHQ2907 MQ2905A <i>(Basic Device Design - 2N2907)</i>		MPQ3906 <i>(Basic Device Design 2N3906)</i>	
	Design Parameters Specified	V_{CE0} h_{FE} Range f_T (Typ) t_{on} (Typ) t_{off} (Typ)		V_{CE0} h_{FE} Range f_T (Typ) t_{on} (Typ) t_{off} (Typ)		V_{CE0} h_{FE} Range f_T (Typ) t_{on} (Typ) t_{off} (Typ)		V_{CE0} h_{FE} Range f_T (Typ) t_{on} (Typ) t_{off} (Typ)	
Derivatives From Prime Devices (In decreasing order of price)		Ceramic Package	Plastic Package	Ceramic Flat Package	-	Ceramic Package	Plastic Package	Ceramic Flat Package	-
		MHQ2221	MPQ2221 MPQ1000	<i>MQ2218,A</i> <i>MQ2219</i> MQ1120 MQ1129		MHQ2906	MPQ2906 MPQ1500	<i>MQ2904</i> MQ7001 MQ982 MQ3251 (1) MQ7007 (1) (1) See 2N3250 data sheet for basic design parameters.	
Complementary Pairs (2 Pairs Per Package)		Ceramic Package	Plastic Package	Ceramic Flat Package	Description				
		MHQ6002 } MHQ6001 }	MPQ6002 } MPQ6001 } MPQ6502 } MPQ6501 } <i>MPQ6700</i> }	MQ6002 } MQ6001 }	Two Chips from Basic Device Design 2N2222 and 2N2907. Devices differ principally in h_{FE} . Same as above, but with a different pin arrangement. Two Chips from Basic Device Design 2N3904 and 2N3906.				

Numbers in italic type denote data sheet that shows design curves.

MULTIPLE TRANSISTORS (continued)
 QUAD TRANSISTORS (continued)

**LOW-NOISE; HIGH-GAIN
 AMPLIFIER TRANSISTORS**

NPN TYPES			PNP TYPES			
MQ2484 MPQ2484 MHQ2484 <i>(Basic Device Design - 2N2484)</i>			MQ3799A (Matched) MPQ3799 MHQ3799 <i>(Basic Device Design - 2N3799)</i>			Prime Devices
To 60 Vdc 100 μ A to 10 mA 90 MHz @ 500 μ A 2.0 dB @ 10 μ A			To 60 Vdc 10 μ A to 10 mA 140 MHz @ 1.0 mA 1.5 dB @ 100 μ A			Design Parameters BV _{CEO} Specified h _{FE} Range f _T (Typ) NF (Typ)
Ceramic Package	Plastic Package	Ceramic Flat Package	Ceramic Package	Plastic Package	Ceramic Flat Package	Derivatives From Prime Devices (In decreasing order of price)
MHQ2483	MPQ2483	MQ930	MHQ3798	MPQ3798	MQ3799 MQ3798 MQ7003	
Ceramic Package	Plastic Package	Ceramic Flat Package	Description			Complementary Pairs
MHQ6100,A	MPQ6100,A MPQ6600,A	MQ6100 MQ7021	Two Chips from Basic Device Design 2N2484 and 2N3799. The A version has higher gain.			

**HIGH-CURRENT SWITCHING AND
 CORE DRIVER TRANSISTORS**

NPN TYPES			PNP TYPES				
MPQ3725A <i>(Basic Device Design - 2N3725)</i>	MHQ4014 <i>(Basic Device Design - 2N4014)</i>	MPQ3303 <i>(Basic Device Design - 2N3303)</i>	MPQ3762 2N5146 <i>(Basic Device Design - 2N3762)</i>			Prime Devices	
To 50 Vdc 100 mA to 500 mA 300 MHz @ 50 mA 20 ns @ 500 mA	To 45 Vdc 10 mA to 1.0 A 300 MHz @ 50 mA 20 ns @ 500 mA	To 12 Vdc 100 mA to 1.0 A 500 MHz @ 100 mA 12 ns @ 1.0 A	To 40 Vdc 100 mA to 1.0 A 200 MHz @ 50 mA 30 ns @ 500 mA 75 ns @ 500 mA			Design Parameters BV _{CEO} Specified h _{FE} Range f _T (Typ) t _{on} (Typ) t _{off} (Typ)	
Plastic Package	Ceramic Package	Ceramic Flat Package	-	Ceramic Package	Plastic Package	Ceramic Flat Package	Derivatives From Prime Devices (In decreasing order of price)
MPQ3725 MPQ4004 MPQ4003 MPQ1050	MHQ4013 MHQ4002A MHQ4001A	MQ3725 2N6501		MHQ3467	MPQ3467	MQ3467 MQ3762	

Numbers in italic type denote data sheet that shows design curves.

MULTIPLE TRANSISTORS (continued)
QUAD TRANSISTORS (continued)


LOW-CURRENT SWITCHING TRANSISTORS

	NPN TYPES	PNP TYPES
Prime Devices	MPQ2369 MQ2369 MHQ2369 <i>(Basic Device Design - 2N2369)</i>	MPQ3546 MHQ3546 <i>(Basic Device Design - 2N3546)</i>
Design Parameters Specified h_{FE} Range f_T (Typ) t_{on} (Typ) t_{off} (Typ)	To 15 Vdc 10 mA to 100 mA 650 MHz @ 10 mA 9.0 ns @ 10 mA 15 ns	To 12 Vdc 10 mA to 100 mA 850 MHz @ 10 mA 15 ns @ 50 mA 25 ns
Derivative From Prime Devices	Flat Package MQ7004	-

CASE 607-04
(Ceramic Flat Package)
MQ Devices



CASE 632
TO-116
(Ceramic Package)
MHQ Devices



CASE 646
(Plastic Package)
MPQ Devices



RF AMPLIFIERS AND OSCILLATORS, HIGH-VOLTAGE (HV) DRIVERS, AND J-FET-BIPOLAR QUAD TRANSISTORS

	RF NPN TYPES	HV NPN TYPES	HV PNP TYPES
Prime Devices	MPQ918 MQ918 MHQ918 <i>(Basic Device Design - 2N918)</i>	MPQ7043 <i>(Basic Device Design - 2N6515)</i>	MPQ7093 <i>(Basic Device Design - 2N6518)</i>
Design Parameters Specified h_{FE} Range f_T (Typ) NF (Typ)	To 15 Vdc 100 μ A to 10 mA 850 MHz @ 4.0 mA 4.0 dB @ 1.0 mA	To 400 Vdc** 1.0 mA to 30 mA 70 MHz @ 10 mA	To 400 Vdc** 1.0 mA to 30 mA 70 MHz @ 10 mA
Derivatives From Prime Devices (In decreasing order of price)	Ceramic Flat Package MQ7005	Plastic Package MPQ7042 MPQ7041	Plastic Package MPQ7092 MPQ7091
Complementary Pairs (2 Pairs Per Package)	-	Plastic Package MPQ7051 MPQ7052 MPQ7053	Description Two Chips from Basic Device Design 2N6515 and 2N6518. Devices differ principally in BV_{CEO} .
NPN-Bipolar, N-Channel, J-FET Quad Transistor Combination	-	MPQ2001	Two Chips from Basic Device Design 2N2222 & 2N5358 (J-FET) lines. BV_{GSS} to 25 Vdc, I_{DSS} from 2.0 mA-16 mA

**Supplied as Specials.


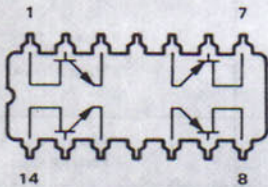
Numbers in italic type denote data sheet that shows design curves.

MPU CLOCK BUFFER

MPQ6842

Quad dual in-line silicon annular complementary pair transistors.

The MPQ6842 is designed to provide the switching speed and saturation voltages necessary to design the clock circuit to meet the MPU clock requirements.

	Design Parameters	Limits
 <p>CASE 646 Plastic</p>	BV _{CEO}	To 40 Vdc
	Specified h _{FE} Range	100 μA to 100 mA
 <p>CONNECTION DIAGRAM</p>	f _T (Typ)	300 MHz @ 10 mA
	t _{on} (Typ)	45 ns @ 10 mA
	t _{off} (Typ)	150 ns @ 10 mA

DUAL TRANSISTORS

LOW-NOISE, HIGH-GAIN AMPLIFIER TRANSISTORS



CASE
610A-03
(Ceramic Package)



CASE
654-07
(Metal Package)

	NPN TYPE		PNP TYPE	
Prime Devices	2N2920 <i>(Basic Device Design - 2N2484)</i>		2N3811A <i>(Basic Device Design - 2N3799)</i>	
Design Parameters BV _{CEO} Specified h _{FE} Range f _T (Typ) NF (Typ) h _{FE} Matching Avail.	To 60 Vdc 10 μA to 10 mA 90 MHz @ 500 μA 2.0 dB @ 10 μA		To 60 Vdc 1.0 μA to 10 mA 140 MHz @ 1.0 mA 1.5 dB @ 100 μA	
	Metal Package	Ceramic Package	Metal Package	Ceramic Package
Derivatives From Prime Devices (In decreasing order of price)	2N2543,A 2N2639 thru 2N2644 2N2722 2N2903,A 2N2913 thru 2N2919 MD7002,A,B MD8001 MD8003	2N3043 thru 2N3048	2N3806 thru 2N3811 MD7003,A,B	2N3812 thru 2N3817A MD7003F,AF
Complementary Pairs (Basic Device Design 2N2484 and 2N3799)	Metal Package		Ceramic Package	
	MD6100 MD7021		MD6100F MD7021F	
Matched Pairs (Monolithic Devices)	Metal Package		Description	
	2N6441 thru 2N6448		Devices differ principally in gain and matching characteristics.	

Numbers in italic type denote data sheet that shows design curves.

MULTIPLE TRANSISTORS (continued)

DUAL TRANSISTORS (continued)

GENERAL-PURPOSE AMPLIFIER AND SWITCHING AMPLIFIERS

The multiple transistors included in this category have been implemented with discrete transistor chips that have proved to be the most popular for high all around performance at low cost. The line is characterized by a relatively high-current gain over an extremely wide range of dc collector current, a high-frequency response and medium-speed switching capability.



NPN TYPE		PNP TYPE		
MD2219A,AF <i>(Basic Device Design - 2N2222)</i>		MD2905A,AF <i>(Basic Device Design - 2N2907)</i>		Prime Devices
To 60 Vdc 10 μ A to 500 mA 300 MHz @ 20 mA 40 ns @ 150 mA 110 ns		To 60 Vdc 100 μ A to 500 mA 350 MHz @ 50 mA 30 ns @ 150 mA 100 ns		Design Parameters BV _{CEO} Specified h _{FE} Range T _T (Typ) t _{on} (Typ) t _{off} (Typ) h _{FE} Matching Avail.
Metal Package	Ceramic Package	Metal Package	Ceramic Package	Derivatives From Prime Devices (In decreasing order of price)
2N2060,A <i>MD2218,A</i>	<i>MD2218F,AF</i>	2N4015	<i>MD2904F,AF</i>	
2N2223,A <i>MD2219</i>	<i>MD2219F</i>	2N4016	<i>MD2905F</i>	
2N2480,A MD3409	MD1120F	2N5795	MD7001F	
2N2652,A MD3410	MD1129F	2N5796	MD982F	
2N2720 MD1121		<i>MD2904,A</i>		
2N2721 MD1122		<i>MD2905</i>		
2N5793 MD1129		MD7001		
2N5794 MD7000		MD982		
Metal Package		Ceramic Flat Package		Complementary Pairs (Basic Device Design 2N2222 and 2N2907)
2N4854	MD6001	2N3838		
2N4855	MD6002	MD985F		
MD985	MD6003	MD6001F		
		MD6002F		
		MD6003F		

Numbers in italic type denote data sheet that shows design curves.

MULTIPLE TRANSISTORS (continued)
DUAL TRANSISTORS (continued)

**RF AMPLIFIERS
AND OSCILLATORS**



CASE
610A-03
(Ceramic Package)



CASE
654-07
(Metal Package)



CASE
654-01
(Metal Package)

	NPN TYPE		PNP TYPE	
Prime Devices	MD918A MD918AF <i>(Basic Device Design - 2N918)</i>		MD5000A <i>(Basic Device Design - 2N3307)</i>	
Design Parameters BV _{CEO} Specified h _{FE} Range f _T (Typ) NF (Typ) G _{pe} h _{FE} Matching Avail.	To 15 Vdc 100 μA to 10 mA 850 MHz @ 4.0 mA 4.0 dB @ 1.0 mA 15 dB @ 4.0 mA		To 15 Vdc 100 μA to 10 mA 900 MHz @ 4.0 mA 3.0 dB @ 1.0 mA 18 dB @ 4.0 mA	
Derivatives From Prime Devices (In decreasing order of price)	Metal Package	Ceramic Package	Metal Package	-
	<i>MD918,B</i> MD1131 MD1132 MD7005	<i>MD918F,BF</i> MD1131F MD1132F MD7005F	MD5000 MD5000B	

NEW INTRODUCTIONS

- MD4260 PNP silicon transistors designed for use as wideband or high-frequency differential amplifiers and dual RF amplifiers.
- MD4261 PNP silicon transistors designed for use as wideband or high-frequency differential amplifiers and dual RF amplifiers.
- MD6900 NPN/PNP silicon transistor designed for use as complementary wideband RF amplifiers.

TO BE INTRODUCED

- MD5500,F 450 MHz NPN Amplifier

Numbers in italic type denote data sheet that shows design curves.

MULTIPLE TRANSISTORS (continued)
 DUAL TRANSISTORS (continued)

**HIGH-CURRENT SWITCHING AND
 CORE DRIVER TRANSISTORS**

NPN TYPE		PNP TYPE		Prime Devices
MD3725,F <i>(Basic Device Design - 2N3725)</i>		MD3762,F <i>(Basic Device Design - 2N3762)</i>		
To 45 Vdc 10 mA to 1.0 A 300 MHz @ 50 mA 20 ns @ 500 mA 25 ns		To 40 Vdc 100 mA to 1.0 A 200 MHz @ 50 mA 30 ns @ 500 mA 75 ns		
Metal Package	Ceramic Package	Metal Package	Ceramic Package	Derivatives From Prime Devices
2N6502	2N6503	MD3467	MD3467F	

**LOW-CURRENT
 SWITCHING TRANSISTORS**

NPN TYPE		PNP TYPE		Prime Devices
MD2369A,AF <i>(Basic Device Design - 2N2369)</i>		MD3251A,AF <i>(Basic Device Design - 2N3250)</i>		
To 15 Vdc 10 mA to 100 mA 650 MHz @ 10 mA 15 ns @ 10 mA 15 ns		To 40 Vdc 10 μA to 50 mA 300 MHz @ 10 mA 50 ns @ 10 mA 200 ns		
Metal Package	Ceramic Package	Metal Package	Ceramic Package	Derivatives From Prime Devices (In decreasing order of price)
2N3425 MD708,A,B <i>MD2369,B</i> MD7004	MD708,AF,BF,F MD2369F,BF MD7004F	2N4937 2N4938 2N4939 <i>MD3250,A</i> <i>MD3251,A</i> MD1123 MD1130 MD7007,A,B MD984	2N4940 2N4941 2N4942 <i>MD3250F,AF</i> <i>MD3251F,AF</i> MD1130F MD7007F,BF	
Metal Package		Ceramic Package		Complementary Pairs (Basic Device Design)
MD986		MD986F		2N2369 and 2N3250







Numbers in italic type denote data sheet that shows design curves.

DARLINGTON TRANSISTORS

POWER AND SMALL-SIGNAL DARLINGTON AMPLIFIER TRANSISTORS

Darlington amplifiers are cascade transistors used in applications requiring very high-current gain and input impedance. The plastic transistors have monolithic construction and the metal package transistors are two chip construction. The transistors are listed in order of increasing breakdown voltage (BVCEO).

BV _{CE(S)} * V _{CEO(SUS)} # BV _{CEO} Volts Min	I _C mA* Amp Max	hFE @ I _C			V _{CE(sat)} @ I _C		P _D Watts	f _T MHz Min	NF dB Typ	Device Type	
		Min	Max	mA* Amp	Volts Max	mA* Amp				NPN	PNP
20*	500*	20,000	—	10*	1.0	10*	0.625	0.035	—	MPS-A12	—
25*	300*	1000	—	10*	1.0	0.1	0.625	100	—	MPS-D04	MPS-D54
30*	500*	5000	—	10*	1.5	0.1	0.625	125	2.0	MPS-A13	—
30*	500*	10,000	—	10*	1.5	0.1	0.625	125	2.0	MPS-A14	—
30*	300*	50,000	—	10*	1.5	0.1	0.625	100	2.0	—	MPS-A65
30*	300*	75,000	—	10*	1.5	0.1	0.625	100	2.0	—	MPS-A66
40	200*	1200	—	10*	1.0	15*	0.5	10	—	2N2785	—
40	300*	5000	—	10*	1.5	0.1	0.375	—	—	MM6427	—
40	500*	5000	—	10*	1.5	0.1	0.75	—	—	MPQ6426	—
40	1.0	10,000	25,000	150*	—	—	—	175	6.0	—	2N6521
40	500*	10,000	200,000	10*	1.2	50*	0.625	—	3.0	2N6427	—
40	1.0	20,000	50,000	150*	—	—	—	175	6.0	—	2N6522
40	500*	20,000	200,000	10*	1.2	50*	0.625	—	3.0	2N6426	—
40	4.0	750	15,000	2.0	2.0	2.0	1.5	—	—	2N6037	2N6034
60#	500*	1600	8,000	10*	—	—	0.5	—	6.0	2N998	—
60	40*	2000	10,000	10*	1.0	10*	0.5	100	10	2N2723	—
60	4.0	750	—	1.5	2.5	1.5	40	—	—	MJE 800	MJE 700
60	4.0	750	15,000	2.0	2.0	2.0	1.5	25	—	2N6038	2N6035
60	4.0	750	18,000	2.0	2.0	2.0	50	4.0	—	2N6294	2N6296
80	4.0	750	—	1.5	2.5	1.5	40	—	—	MJE 802	MJE 702
80	4.0	750	15,000	2.0	2.0	2.0	1.5	2.5	—	2N6039	2N6036
80	4.0	750	18,000	2.0	2.0	2.0	50	4.0	—	2N6295	2N6297

 Case 20 TO-72	 Case 22-03 TO-18	 Case 29-02 TO-92	 Case 34A	 Case 77-03	 Case 646
2N998 2N2723 2N2785	MM6427	2N6426 2N6427 MPS-A12 MPS-A13 MPS-A14 MPS-A65 MPS-A66 MPS-D04 MPS-D54	2N6521 2N6522	2N6034 2N6035 2N6036 2N6037 2N6038 2N6039 2N6294 2N6295 2N6296 2N6297 MJE 700 MJE 702 MJE 800 MJE 802	MPQ6426 MPQ6427

Numbers in italic type denote data sheet that shows design curves.

STATE OF ALABAMA

IN SENATE,
January 15, 1906.

REPORT OF THE COMMISSIONER OF THE GENERAL LAND OFFICE,
FOR THE YEAR ENDING DECEMBER 31, 1905.

CLASS OF LAND.	ACRES.	AMOUNT PAID FOR LAND.	AMOUNT PAID FOR IMPROVEMENTS.	AMOUNT PAID FOR INTEREST.	AMOUNT PAID FOR TAXES.	AMOUNT PAID FOR OTHER PURPOSES.	TOTAL AMOUNT PAID.
Public lands.	1,234,567	\$1,234,567	\$123,456	\$12,345	\$12,345	\$12,345	\$1,495,058
Private lands.	5,678,901	\$5,678,901	\$567,890	\$56,789	\$56,789	\$56,789	\$6,316,158
Unimproved lands.	3,456,789	\$3,456,789	\$345,678	\$34,567	\$34,567	\$34,567	\$3,865,501
Improved lands.	2,222,112	\$2,222,112	\$222,112	\$22,112	\$22,112	\$22,112	\$2,514,558
Total.	11,591,469	\$11,591,469	\$1,159,146	\$115,914	\$115,914	\$115,914	\$12,998,357



MICRO-T TRANSISTORS

and DIODES

Micro-T devices combine high performance with extremely small physical size. The type numbers listed below are available from stock, but all other Motorola small-signal transistors may be obtained in Micro-T packages on special order.

TABLE OF CONTENTS

	Page
RF Amplifier Transistors	4-48
For high-frequency amplifier and switching applications	
General Purpose Transistors	4-48
Most popular discrete amplifiers in Micro-T package	
Low Noise Amplifier Transistors	4-49
Low noise audio and high gain amplifiers	
Low Current Switching Transistors	4-49
High speed switching transistors	
Switching Diodes	4-50
Single and dual diodes with common anode or cathode	
Micro-T Field-Effect Transistors	4-50
J-FET and MOS FET	

The following index reflects the devices characterized in this section. To locate the exact page number, see Catalog Index (Page 7-1).

INDEX

MMCM930	MMD6100	MMT2907
MMCM2221	MMD6150	MMT3014
MMCM2222	MMD7000	MMT3546
MMCM2369	MMD7001	MMT3798
MMCM2484	MMT70	MMT3799
MMCM2907	MMT71	MMT3823
MMCM3798	MMT72	MMT3903
MMCM3799	MMT75	MMT3904
MMCM3903	MMT76	MMT3905
MMCM3904	MMT930	MMT3906
MMCM3905	MMT2222	MMT3960
MMCM3906	MMT2369	MMT4261
MMD70	MMT2484	MMT8015
MMD6050	MMT2857	

RF AMPLIFIER/HIGH SPEED SWITCHING TRANSISTORS

Standard metal packaged RF devices, in Micro-T packages are designed for applications where limited space is critical. This package is particularly attractive from a pre-testing and cost point of view as the RF parameters can be 100% tested for high performance. For complete design data, consult the prime device data sheet. For other RF devices not listed, contact your nearest Motorola sales representative or distributor. Ceramic packages with a cold sealing process will also be available in quantity orders in the future.



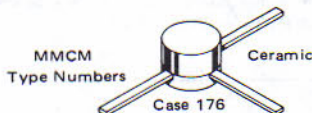
Case 28

Prime Devices	NPN Types			PNP Types	
	MMT2857	MMT8015	MMT3960	MMT918	MMT4261
Design Parameters	To 20 V	To 15 V	To 15 V	To 15 V	To 20 V
BV_{CEO}	1.0 to 20 mA	1.0 to 10 mA	1.0 to 30 mA	3.0 mA	10 mA
Operating h_{FE} Range	1400 MHz @ 5.0 mA	2000 MHz @ 6.0 mA	1600 MHz @ 10 mA	600 MHz @ 4.0 mA	1000 MHz @ 10 mA
f_T (Typ)	4.0 dB @ 1.5 mA	3.5 dB @ 1.0 mA	—	6.0 dB @ 1.0 mA	—
NF (Typ)	15 dB @ 450 MHz	7.0 dB @ 1.0 GHz	—	15 dB @ 200 MHz	—
G_{pe} (Typ)	—	—	3.0 ns @ 10 mA	—	—
t_{on} (Typ)	—	—	—	—	—

MMT4049 PNP RF Amplifier — to be introduced.

GENERAL-PURPOSE AND SWITCHING TRANSISTORS

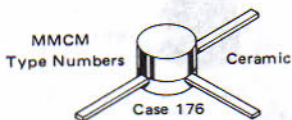
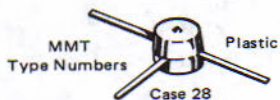
For general-purpose applications and for designs requiring fast switching, the Micro-T packaged transistors are available in either economy plastic or hermetically sealed ceramic. Complete designer data sheets are available for prime devices; equivalent data sheets may be obtained when the same die is used in other 2N — standard devices. For devices not listed, contact your nearest Motorola representative or distributor.



Prime Devices	NPN Types		PNP Types	
	MMT2222 MMCM2222	MMT3904 MMCM3904	MMT2907 MMCM2907	MMT3906 MMCM3906
Design Parameters	To 60 V	To 40 V	To 60 V	To 40 V
BV_{CEO}	100 μ A to 500 mA	100 μ A to 100 mA	100 μ A to 500 mA	100 μ A to 100 mA
Operating h_{FE} Range	300 MHz @ 20 mA	300 MHz @ 10 mA	350 MHz @ 50 mA	350 MHz @ 10 mA
f_T (Typ)	25 ns	40 ns	30 ns	45 ns
t_{on} (Typ)	@ 150 mA	@ 10 mA	@ 150 mA	@ 10 mA
t_{off} (Typ)	250 ns	140 ns	100 ns	160 ns
Derivatives from Prime Devices	Ceramic Package	Plastic Package		Plastic Package
	MMCM2221	MMT3903 MMT76 Ceramic Package MMCM3903		MMT3905 MMT75 Ceramic Package MMCM3905

LOW NOISE/HIGH GAIN AMPLIFIER TRANSISTORS

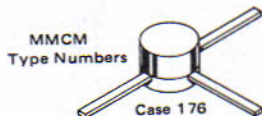
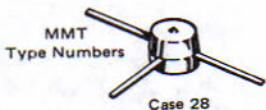
Two types of specialty transistors complement Motorola's micro-transistor amplifier selection. The combination of high-gain and low-noise have made these standards popular for many years. The Micro-T package coupled with performance permits space premium designs to become a reality. Other high voltage and Darlington transistors are also available as specials.



	NPN Types		PNP Types	
Prime Devices	MMT2484 MMCM2484		MMT3799 MMCM3799	
Design Parameters BV _{CEO} Operating h _{FE} Range f _T (Typ) NF (Typ)	To 60 V 100 μA to 10 mA 90 MHz @ 500 μA 2.0 dB @ 10 μA		To 60 V 10 μA to 10 mA 140 MHz @ 1.0 mA 1.5 dB @ 100 μA	
Derivatives from Prime Devices	Ceramic Package MMCM930	Plastic Package MMT930 MMT70	Ceramic Package MMCM3798	Plastic Package MMT3798 MMT71

LOW CURRENT SWITCHING TRANSISTORS

To complement the Micro-T amplifiers, these high speed switching transistors can be used in circuits where space limitations are critical. For design data, consult prime device data sheet or the 2N JEDEC equivalent. For devices not listed, consult your nearest Motorola sales representative or distributor.



	NPN Types		PNP Types
Prime Devices	MMT2369 MMCM2369	MMT3014	MMT3546
Design Parameters BV _{CEO} Operating h _{FE} Range f _T (Typ) t _{on} (Typ) t _{off} (Typ)	To 15 V 10 mA to 100 mA 650 MHz @ 10 mA 2.0 ns @ 10 mA 15 ns	To 20 V 10 mA to 100 mA 400 MHz @ 30 mA 12 ns @ 300 mA 13 ns	To 12 V 10 mA to 100 mA 850 MHz @ 10 mA 15 ns @ 50 mA 25 ns
Derivatives from Prime Devices		Plastic Package MMT72	

SWITCHING DIODES

The Micro-T product line includes single and double diodes for voltage doubling or bias control functions. Zener diodes are also available as specials. For lead times and availability, contact your nearest distributor or Motorola's sales representative.



	Single	Common Cathode	Common Anode	Series
Prime Devices	MMD6050	MMD6100	MMD6150	MMD7000
Design Parameters	To 100 V 10 mA 0.6 V @ 1.0 mA 10 ns	To 100 V 10 mA 0.6 V @ 1.0 mA 20 ns	To 100 V 10 mA 0.6 V @ 1.0 mA 20 ns	To 100 V 10 mA 0.6 V @ 1.0 mA 20 ns
Derivatives from Prime Devices	MMD70			MMD7001

MICRO-T FIELD-EFFECT TRANSISTORS

Technologies other than bipolar transistors are available in the Micro-T package. One example is the popular J-FET. Also available are other J-FET and MOSFET devices requiring up to four leads and having a chip size less than 25 mils per side. For lead time and availability, contact your nearest Motorola sales representative.



	N-Channel J-FET
Prime Device	MMT3823
Design Parameters	To 35 V 5.0 mA to 20 mA 4.0 pF 2.0 dB @ 100 MHz, R _S = 1000 Ohms

Note: Other FETs are available as specials. Standard FET devices to be introduced.



RF TRANSISTORS

and MODULES

This selection guide contains the preferred registered and non-registered RF parts available. From more than 500 total individual available devices, Motorola has selected 17 transistor/module chains from 1.5 to 600 W (PEP) output. All devices are designed, tested and optimized for frequency ranges from 2 to 900 MHz. These devices are designed for your advanced RF engineering concepts.

TABLE OF CONTENTS

	Page
High Frequency, Low-Voltage Amplifier Transistors/Modules cover the spectrum from 2 to 947 MHz (7.5 to 13.6 Volts)	4-53
High Frequency, High Voltage, Power Amplifier Transistors cover the spectrum from 2 to 400 MHz (28 to 50 Volts)	4-57
Power Varactor Multipliers	4-59
15 Watts at 450 MHz to 2.0 Watts at 6 GHz	
UHF and Microwave Oscillators	4-59
400 MHz to 2.0 GHz	
Low-Noise Transistors	4-59
Noise Figure versus Frequency	
General-Purpose Transistors	4-60
f_T versus I_C	
CATV, MATV, and Class A Linear Transistors	4-60
f_T and Noise Figure	
Hybrid Amplifier Modules	4-61
CATV Hybrid Modules cover the spectrum from 40 to 512 MHz	

RF TRANSISTORS AND MODULES (continued)

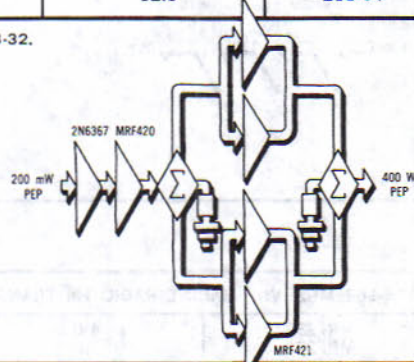
The following index reflects the devices characterized in this section. To locate the exact page number, see Catalog Index (Page 7-1).

INDEX

Device Type	Package	Device Type	Package	Device Type	Package	Device Type	Package
1N4387	44	2N5841	TO-72	MRF208	145A-07	MRF453A	145A-04
1N4388	44	2N5847	145A-07	MRF209	145A-07	MRF454	211-10
1N5149	47	2N5848	145A-07	MRF212	145A-07	MRF454A	145A-04
1N5150	47	2N5849	145A-08	MRF215	278-06	MRF501	TO-72
1N5150A	47	2N5941	211-07	MRF216	278-06	MRF502	TO-72
1N5153	47	2N5942	211-10	MRF221	211-07	MRF509	207A-01
1N5153A	47	2N5943	TO-39	MRF222	211-07	MRF511	144D-05
1N5155	46	2N5944	244-04	MRF223	211-07	MRF515	TO-39
1N5155A	46	2N5945	244-04	MRF224	211-07	MRF517	TO-39
2N2857	TO-72	2N5946	244-04	MRF225	TO-39	MRF519	TO-39
2N3553	TO-39	2N6080	145A-07	MRF226	145A-07	MRF531	TO-39
2N3632	TO-60	2N6081	145A-07	MRF227	TO-39	MRF532	TO-39
2N3839	TO-72	2N6082	145A-07	MRF230	TO-39	MRF601	297-01
2N3948	TO-39	2N6083	145A-07	MRF231	145A-07	MRF602	297-01
2N3960	TO-18	2N6084	145A-07	MRF232	145A-07	MRF604	TO-46
2N4073	TO-39	2N6166	211-10	MRF233	145A-07	MRF607	TO-39
2N4427	TO-39	2N6255	TO-39	MRF234	145A-07	MRF618	278-06
2N4428	TO-39	2N6256	249-05	MRF235	145A-07	MRF626	305-01
2N4957	TO-72	2N6304	TO-72	MRF237	TO-39	MRF627	305A-01
2N4958	TO-72	2N6305	TO-72	MRF238	145A-07	MRF628	249-05
2N4959	TO-72	2N6367	211-07	MRF243	278-06	MRF629	TO-39
2N5031	TO-72	2N6368	211-10	MRF244	278-06	MRF644	278-06
2N5032	TO-72	2N6370	211-07	MRF245	278-06	MRF646	278-06
2N5070	TO-60	BFR90	302A-01	MRF304	278-06	MRF816	249-05
2N5108	TO-39	BFR91	302A-01	MRF305	278-06	MRF817	244-04
2N5109	TO-39	BFR96	302A-01	MRF306	278-06	MRF818	244-04
2N5160	TO-39	BFY90	TO-72	MRF313	305-01	MRF823	278-05
2N5179	TO-72	BFX89	TO-72	MRF313A	305A-01	MRF824	278-05
2N5583	TO-39	MHW401	301-01	MRF401	145A-01	MRF825	278-05
2N5589	144B-04	MHW559	270-02	MRF402	TO-39	MRF835	278-05
2N5590	145A-07	MHW562	270-02	MRF406	211-07	MRF901	302-01
2N5591	145A-07	MHW570	270A-01	MRF420	211-10	MRF904	TO-72
2N5635	144B-04	MHW572	270A-01	MRF421	211-08	MRF961	302-01
2N5636	144B-04	MHW580	714	MRF422	211-08	MRF5174	244-04
2N5637	145A-07	MHW601	297-01	MRF425	145A-08	MRF5175	244-04
2N5641	144B-04	MHW602	297-01	MRF427	145A-08	MRF5176	244-04
2N5642	145A-07	MHW709	700-01	MRF428	307-01	MRF5177	215-01
2N5643	145A-07	MHW710	700-01	MRF432	211-07	MRF5177A	145A-07
2N5644	145A-07	MM4019	TO-39	MRF433	211-07	MRF8004	TO-39
2N5829	TO-72	MM4049	TO-72	MRF449	211-07	MV1805C	47
2N5835	TO-72	MM8001	TO-39	MRF449A	145A-07	MV1805J	44
2N5836	TO-46	MM8009	TO-39	MRF450	211-07	MV1807J1	44
2N5837	TO-46	MRF207	TO-39	MRF450A	145A-07	MV1809C1	47
				MRF453	211-10		

High Frequency, Low Voltage Amplifier Transistors/ Modules

The transistors listed in this table are specified for operation in RF Power amplifiers and are listed by specific application at a given test frequency. Arrangement within each application group is in the order of increasing output power. Modulation type is given in each application heading.

Device Type	P_{out} Output Power Watts	G_{PE} Power Gain dB Min	V_{CC} Supply Voltage Volts	Package
2-30 MHz, SSB TRANSISTORS				
2N6367	9.0 PEP	14	12.5	211-07
MRF432*	12.5 PEP	20	12.5	211-07
MRF433*	12.5 PEP	20	12.5	211-07
MRF406	20 PEP	12	12.5	211-07
MRF425	30 PEP	12	12.5	145A-08
2N6368	40 PEP	10	12.5	211-10
MRF420	75 PEP	10	12.5	211-10
MRF421	100 PEP	10	12.5	211-04
*PNP/NPN Complements for Complementary Symmetry Driver, See EB-32. For Matched Pairs Order MK433.				
<p>Chain 1 — 12.5 V, 2-30 MHz Off-road vehicles/Oil tankers/Fishing fleets</p> 				
14-30 MHz, CB/AMATEUR TRANSISTORS				
MRF8004	3.5	10	12.5	TO-39
MRF449	30	10	13.6	211-07
MRF449A	30	10	13.6	145A-07
MRF450	50	11	13.6	211-07
MRF450A	50	11	13.6	145A-07
MRF453	60	11	13.6	211-10
MRF453A	60	11	13.6	145A-04
MRF454	80	11	13.6	211-10
MRF454A	80	11	13.6	145-04
27-50 MHz, LOW-BAND FM TRANSISTORS				
MRF402	1.0	10	12.5	TO-39
2N5847	8.0	10	12.5	145A-07
2N5848	20	8.0	12.5	145A-07
2N5849	40	7.5	12.5	145A-08

Device Type	P_{out} Output Power Watts	G_{pe} Power Gain dB Min	V_{CC} Supply Voltage Volts	Package
40-100 MHz, MIDBAND FM TRANSISTORS				
MRF230	1.5	10	12.5	TO-39
MRF231	3.5	10	12.5	145A-07
MRF232	7.5	9.0	12.5	145A-07
MRF233	15	9.5	12.5	145A-07
MRF234	25	10	12.5	145A-07
MRF235	50	8.0	12.5	145A-07

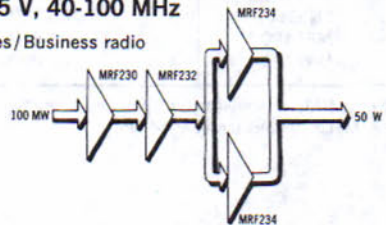
Chain 2 — 12.5 V, 40-100 MHz

European taxis/Off-shore oil rigs



Chain 3 — 12.5 V, 40-100 MHz

European buses/Business radio



156-162 MHz, VHF MARINE RADIO FM TRANSISTORS

MRF237**	4.0	12	12.5	TO-39
MRF238	30	9.0	12.5	145A-07

**Grounded emitter TO-39 package. See EB-29

Chain 4 — 13.6 V, 160 MHz

Marine radio/Pleasure craft/Fishing boats/2 meter "ham band"



130-175 MHz, HIGH BAND/VHF FM TRANSISTORS

MRF604	1.0	10	12.5	TO-46
2N4427	1.0	10	12	TO-39
MRF607	1.75	12.5	12.5	TO-39
2N6255	3.0	7.8	12.5	TO-39
2N5589	3.0	8.2	13.6	144B-06
MRF237**	4.0	12	12.5	TO-39
2N6080	4.0	12	12.5	145A-07
2N5590	10	5.2	13.6	145A-07
MRF212	10	9.0	12.5	145A-07

**Grounded emitter TO-39 package. See EB-29

RF TRANSISTORS AND MODULES (continued)

Device Type	P_{out} Output Power Watts	G_{FE} Power Gain dB Min	V_{CC} Supply Voltage Volts	Package
130-175 MHz, HIGH BAND/VHF FM TRANSISTORS				
2N6081	15	6.3	12.5	145A-07
MRF221	15	6.3	12.5	211-07
MRF215*	20	8.2	12.5	278-06
2N5591	25	4.4	13.6	145A-07
2N6082	25	6.2	12.5	145A-07
MRF222	25	6.2	12.5	211-07
2N6083	30	5.7	12.5	145A-07
MRF223	30	5.7	12.5	211-07
2N6084	40	4.5	12.5	145A-07
MRF224	40	4.5	12.5	211-07
MRF216*	40	6.7	12.5	278-06
MRF243*	60	7.0	12.5	278-06
MRF244*	70	6.6	12.5	278-06
MRF245*	80	6.4	12.5	278-06

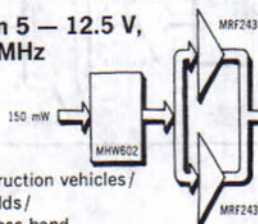
*Controlled "Q" transistor. See EB-19

146-175 MHz, HIGH BAND/VHF FM MODULES				
MHW601	13	21	12.5	297-01
MHW602	20	21	12.5	297-01

See EB-23 for applications information

Chain 5 — 12.5 V, 175 MHz

Construction vehicles/
Oil fields/
Business band



Chain 6 — 12.5 V, 175 MHz

Business band / Truck dispatch



Chain 7 — 12.5 V, 175 MHz

Police / Fire / Ambulance



220 MHz, CITIZENS BAND FM TRANSISTORS

MRF207	1.0	8.2	12.5	TO-39
MRF225	1.5	9.0	12.5	TO-39
MRF227*	3.0	13.5	12.5	TO-39
MRF208	10	10	12.5	145A-07
MRF226	13	9.0	12.5	145A-07
MRF209	25	4.4	12.5	145A-07

*Grounded emitter TO-39 package. See EB-29

Chain 8 — 12.5 V, 225 MHz

1¼ meter "ham band" / 225 MHz class E / Communicator class



407-512 MHz, UHF FM TRANSISTORS

2N6256	0.5	10	12.5	249.05
MRF626	0.5	10	12.5	305-01
MRF627	0.5	10	12.5	305A-01
MRF628	0.5	10	12.5	249-05
MRF515	0.75	8.0	12.5	TO-39
2N3948	1.0	6.0	13.6	TO-39
2N5644	1.0	7.0	12.5	145A-07
MRF629**	2.0	8.0	12.5	TO-39
2N5944	2.0	9.0	12.5	244-04
2N5945	4.0	8.0	12.5	244-04
2N5946	10	6.0	12.5	244-04
MRF618*	15	6.0	12.5	278-06
MRF644*	25	6.2	12.5	278-06
MRF646*	40	4.9	12.5	278-06

*Controlled "Q" transistor. See EB-19.

**Grounded emitter TO-39 package.

AMPLIFIER MODULES

MODULE	P_{out} Output Power Watts	f MHz	G_{PE} Power Gain dB Min	V_{DC} Supply Voltage	Package
407-512 MHz, UHF FM MODULES					
MHW401-1	1.5	400-440	15	7.5	301-01
MHW401-2	1.5	440-470	15	7.5	301-01
MHW401-3	1.5	470-512	15	7.5	301-01
MHW709-1	7.5	400-440	18.8	12.5	700-01
MHW709-2	7.5	440-470	18.8	12.5	700-01
MHW709-3	7.5	470-512	18.8	12.5	700-01
MHW710-1	13	400-440	19.4	12.5	700-01
MHW710-2	13	440-470	19.4	12.5	700-01
MHW710-3	13	470-512	19.4	12.5	700-01

See EB-8 for applications information

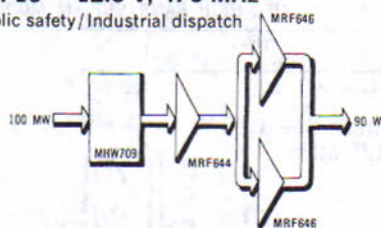
Chain 9 – 12.5 V, 512 MHz

Agricultural communications/Base stations/Repeaters



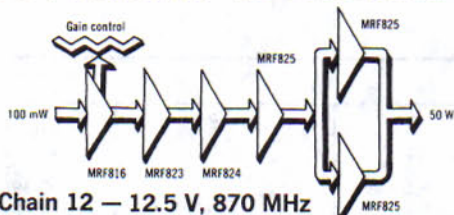
Chain 10 – 12.5 V, 470 MHz

Public safety/Industrial dispatch



Device Type	P_{out} Output Power Watts	G_{PE} Power Gain dB Min	V_{CC} Supply Voltage Volts	Package
806-947 MHz, UHF FM TRANSISTORS				
MRF816	0.75	10	12.5	249-05
MRF817	2.5	6.2	13.6	244-04
MRF823*	5.0	8.0	12.5	278-05
MRF818	8.0	5.05	13.6	244-04
MRF824*	12	4.8	12.5	278-05
MRF835**	15	7 (G_{PB})	12.5	278-05
MRF825*	25	4.5	12.5	278-05

*Controlled "Q" transistor. See EB-19 **Gold metallization, controlled "Q" transistor. See EB-26, EB-19



Chain 12 – 12.5 V, 870 MHz

Base station/Industrial dispatch



Chain 11 – 12.5 V, 850 MHz

Cellular radio telephone

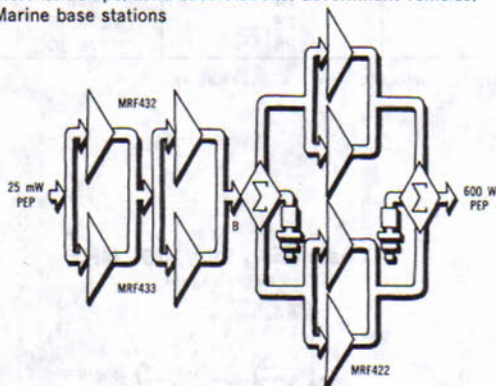
High Frequency, High Voltage, Power Amplifier Transistors

The transistors listed in this table are specified for operation in RF Power amplifiers and are listed by specific application at a given test frequency. Arrangement within each application group is in the order of increasing output power. Modulation type is given in each application heading.

Device Type	P_{out} Output Power Watts	G_{PE} Power Gain dB Min	V_{CC} Supply Voltage Volts	Package
2-30 MHz, SSB TRANSISTORS				
2N6370	10 PEP	12	28	211-07
MRF432	12.5 PEP	20	12.5	211-07
MRF433	12.5 PEP	20	12.5	211-07
2N5070	25 PEP	13	28	TO-60
MRF401	25 PEP	13	28	145A-07
MRF427	25 PEP	12	50	145A-08
2N5941	40 PEP	13	28	211-07
2N5942	80 PEP	10	28	211-04
MRF422	150 PEP	10	28	211-04
MRF428	150 PEP	13	50	307-01

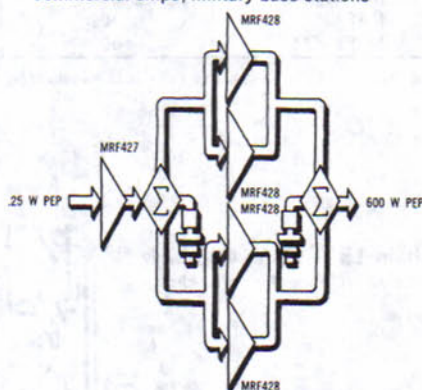
Chain 13 — 28 V, 2-30 MHz

Merchant ships/Land-base stations/Government vehicles/
Marine base stations



Chain 14 — 50 V, 2-30 MHz

Commercial ships/Military base stations

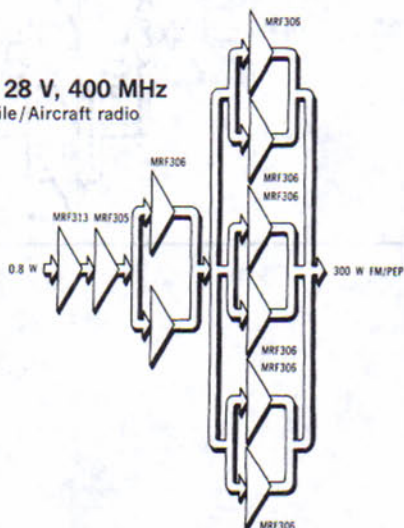


RF TRANSISTORS AND MODULES (continued)

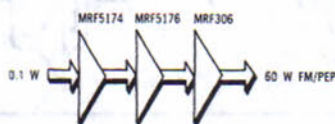
Device Type	P_{out} Output Power Watts	G_{FE} Power Gain dB Min	V_{CC} Supply Voltage Volts	Package
106-175 MHz, VHF AM TRANSISTORS				
2N3866	1.0	10	28	TO-39
2N3553	2.5	10	28	TO-39
2N5641	7.0	8.4	28	144B-04
2N5642	20	8.2	28	145A-07
2N5643	40	7.6	28	145A-07
2N6166	100	6.0	28	211-10
225-400 MHz, UHF AM TRANSISTORS				
MRF509	1.0	10	28	207A-01
2N3866	1.0	10	28	TO-39
MRF313	1.0	16 (Typ)	28	305-01
MRF313A	1.0	16 (Typ)	28	305A-01
MRF5174	2.0	12	28	244-04
2N5635	2.5	6.2	28	144B-04
MRF5175	5.0	11	28	244-04
2N5636	7.5	5.7	28	144B-04
MRF304*	10	9.0	28	278-06
MRF5176	15	10	28	244-04
2N5637	20	4.6	28	145A-07
MRF5177	30	6.0	28	215-01
MRF5177A	30	6.0	28	145A-07
MRF305*	30	8.0	28	278-06
MRF306**	60	8.0	28	278-06

*Controlled "Q" transistor. See EB-19 **Gold metallization, double matched controlled "Q" transistor. See EB-26, EB-19

Chain 15 — 28 V, 400 MHz
Fixed/Mobile/Aircraft radio



Chain 16 — 28 V, 400 MHz
Aircraft radio



Power Varactor Multipliers

Motorola's line of step-recovery multipliers represents a selection of frequency doublers and triplers. Output capabilities range from 15 watts at 450 MHz to 2 watts at 6 GHz. The table is arranged in order of decreasing output frequency.

Device Type	f_{out} GHz	P_{out} Min Watts	f_{in} GHz	P_{in} Watts	Package
1N5155A	6.0	2.0	2.0	5.0	46
1N5155	6.0	2.0	2.0	5.0	46
MV1809C1	2.0	14.5	1.0	25	47
1N5153	2.0	6.0	1.0	12	47
1N5153A	2.0	7.2	1.0	12	47
1N5150A	1.0	25	0.5	37	47
MV1807J1	1.0	25	0.5	37	44
1N5150	1.0	24	0.5	37	47
1N5149	1.0	11	0.5	20	47
1N4388	1.0	11	0.5	20	44
MV1805C	0.75	26	0.25	40	47
MV1805J	0.75	26	0.25	40	44
1N4387	0.45	15	0.15	30	44

UHF and Microwave Oscillators

The transistors listed below are for UHF and microwave oscillator applications as initial signal sources or as output stages of limited range transmitters. Devices are listed in order of increasing test frequency.

Device Type	Test Conditions		P_{out} mW Typ* Min	f_T MHz Typ* Min	Package
	f MHz	V_{CC} Volts			
2N3866	400	15	1000	500	TO-39
2N5179	500	10	20	900	TO-72
2N2857	500	10	30	1000	TO-72
2N3839	500	6.0	30	1000	TO-72
MM8009	1680	20	200	1000	TO-39
2N5108	1680	20	300	1200	TO-39
MRF905	1680	20	500*	2200*	TO-46

Low-Noise Transistors

The low-noise devices listed are produced with carefully controlled r_o' and f_T to optimize device noise performance. Devices listed in the matrix are classified according to noise figure performance versus frequency.

NF dB	FREQUENCY MHz						Polarity
	60	100	200	450	1000	2000	
1.5	2N5829	2N5829	MRF904				PNP NPN
	2N5031	2N5031					
2.0	2N4957	2N4957	2N5829	MRF904	MRF901		PNP NPN
	2N5032	2N5032	2N5031				
2.5	2N4958	2N4958	2N4957	2N5829	MRF901		PNP NPN
	2N5032	2N5032	2N5032	2N5031			
3.0	2N4959	2N4959	2N4958	2N4957	2N5829	MRF901	PNP NPN
	2N2857	2N2857	2N5032	2N5032	MRF901		
3.5	2N4959	2N4959	2N4959	2N4958	2N4957		PNP NPN
	2N5179	2N5179	2N2857	2N5032	2N5031		
4.0	2N4959	2N4959	2N4959	2N4959	2N4958		PNP NPN
	2N5179	2N5179	2N5179	2N2857	2N5031		
4.5	2N4959	2N4959	2N4959	2N4959	2N4959		PNP NPN
	2N5179	2N5179	2N5179	2N2857	2N5032		

General-Purpose Amplifier Transistors

The behavior of f_r as a function of I_c is critical in most Class A amplifier applications. The devices listed in the matrix form below are classified according to f_r versus I_c .

f_r GHz	COLLECTOR CURRENT mA							Polarity
	2.0	5.0	10	20	50	100	200	
5.0				MRF911	MRF691			NPN
4.5				MM4049 MRF901				PNP NPN
4.0			MM4049 MRF901	MM4049 MRF901	MRF961			PNP NPN
3.5		MM4049 MRF901	MM4049 MRF901	MM4049 MRF901	MRF961			PNP NPN
2.5	MRF901	MRF901	2N5835	2N5835	2N5836			PNP NPN
2.0								PNP NPN
1.5	2N5031	2N5031	2N5841	2N5841	2N5836	2N5837	2N5837	PNP NPN
1.2	2N4957	2N4957 2N3960	2N6304	2N6304	2N5583 2N5943	2N5583 2N5109	2N5837	PNP NPN
1.0	2N4957	2N4959 2N2857	2N6305	2N6305	2N5583 2N5943	2N5583 2N5109	2N5583	PNP NPN
0.8	2N5179	2N5179	2N2857	2N5583 2N5943	2N5160 MM8001	2N5160 2N5108	2N5583	PNP NPN
0.6	MRF502	MRF502	MRF502	2N5160 2N3866	2N5160 2N3866	2N5160 2N4428	2N5583	PNP NPN
0.5	MRF501	MRF501	MRF501	2N3866	2N4073	MM4019 2N3553	MM4019 2N3553	PNP NPN
				MRF532* MRF531**	MRF532* MRF531**			PNP NPN

*BV_{ceo} = 80 Vdc **BV_{ceo} = 100 Vdc

CATV, MATV, and Class A Linear Transistors

The devices listed below are excellent for Class A linear CATV/MATV applications. The new MRF511 is gaining wide industry acceptance. The devices are listed according to increasing Current-Gain (f_r). More information concerning the device for your specific linear design needs can be obtained through your local Motorola Sales Office or Motorola distributor.

Device Type	Nominal Test Conditions V_{ce}/I_c Volts/mA	f_r MHz Min Typ*	Noise Figure		Distortion Specifications				Package
			Max or Typ*	Freq. MHz	2nd Order IMD	3rd Order IMD	12 ch. Cross-Mod.	Output Level dbmV	
MRF501	6/2-5	600	4.5°/200						TO72
MRF502	6/2-5	800	4.0°/200						TO72
2N5179	6/1.5-2	900	4.5/200						TO72
BFY90	5/2	1000	5.0/500						TO72
2N6305	5/2-10	1200	5.5/450						TO72
BFX89	—	1200	6.5/500						TO72
2N5109	15/10-50	1200	3.0°/200						TO39
2N5943	15/30-50	1200	6.8°/200	-50		-42	+50		TO39
2N6304	5/2-10	1400	4.5/450						TO72
MRF511	20/50-80	1500	7.3°/200	-50	-65	-57	+50		144D-04
MRF517	15/25-60	2200	7.5/300	-60	-72	-57	+45		TO39
MRF519	20/50-80	2200	8.0/300	-50	-68	-57	+50		TO39(1)
BFR90	10/14	5000°	2.4°/500						302
BFR91	5/35	5000°	1.9°/500						302
BFR96	10/50	5000°	3.3°/500						302

(1) Grounded Emitter TO39 (Case 79-05)

Hybrid Amplifier Modules

The Hybrid Modules listed are specified for amplifier applications in CATV distribution equipment but are applicable wherever broadband (HF/VHF) low distortion, low-noise amplification is required. These devices can also be used for Broadband Medium Power (0.5 W) Driver Amplifiers.

CATV HYBRID MODULES

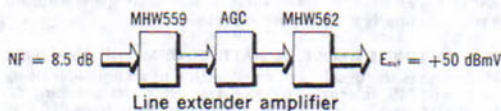
Device Type	Gain 40-300 MHz Min/Typ	Maximum Distortion Specifications				Noise Figure @ 300 MHz dB
		Output Level Note 1 dBmV	2nd Order Test Note 2 dB / Frequency MHz	3rd Order Test Note 2 dB / Frequency MHz	Cross-Modulation dB / No. of Channels	
MHW559	15.5/16	+50	-64/chs (2+13) @ ch R	-70/chs (4+5+A) @ ch R	-54/21	8.5
MHW562	15.5/16	+50	-69/chs (2+13) @ ch R	-78/chs (4+5+A) @ ch R	-57/21	10
MHW570	16/16.7	+50	-64/chs (2+13) @ ch R	-76/chs (4+5+A) @ ch R	-54/30	7.5
MHW572	16/16.7	+50	-70/chs (2+13) @ ch R	-79/chs (4+5+A) @ ch R	-57/30	9.0
MHW580	33/34	+48	-65/chs (3+M) @ ch W	-72/chs (U+V+W) @ ch W	-57/35	7.0

Notes:

- 1.0 Millivolt Referenced to 75 Ohms.
- Channel Frequency
ch 2 = 55 MHz, ch 3 = 61 MHz, ch 4 = 67 MHz, ch 5 = 77 MHz, ch A = 121 MHz,
ch 13 = 211 MHz, ch M = 325 MHz, ch R = 265 MHz, ch U = 283 MHz,
ch V = 289 MHz, ch W = 295 MHz.

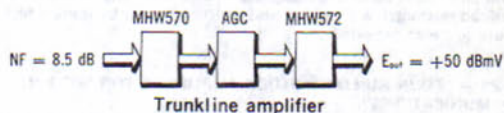
Chain 17 — CATV

GAIN ~ 30 dB (40-300 MHz)



Chain 18 — CATV

GAIN ~ 32 dB (40-300 MHz)



ENGINEERING BULLETIN ABSTRACTS

EB-8 — "HOW TO APPLY THE MHW709 AND MHW710 UHF POWER MODULES"

Discusses gain control, decoupling, source and load impedance, load mismatch and other operating conditions important to the effective use of the MHW709/710 series modules.

EB-9 — "BUILD THESE CLASS E CITIZENS BAND AMPLIFIERS"

Sufficient information is provided to build an amplifier/low pass filter using the MRF207/208 chain and providing 10 W at 225 MHz at the filter output. Use of the MRF225/226 chain in this circuit will provide 13 W.

EB-17 — "SIMPLE VHF BROADBAND DESIGN USES CQ TRANSISTOR LINEUP"

The fixed-tuned amplifier for the 132-175 MHz band described provides 40 W at 12.5 V from a 1.0 W input using the MRF216/MRF221 transistor chain.

EB-18 — "CQ MODULAR TECHNIQUES MAKE 45 WATT UHF AMPLIFIER PRACTICAL"

Provides construction information for a practical 45 W, 12.5 V UHF amplifier which uses a power module/transistor lineup. Lineups for outputs of 25 W and 35 W are also specified.

EB-19 — "CONTROLLED-Q RF TECHNOLOGY — WHAT IT MEANS, HOW IT'S DONE"

How high frequency energy is efficiently transferred from a signal source to the control element in Motorola's Controlled-Q transistors is explained.

EB-23 — "HOW TO APPLY THE MHW601/602 VHF POWER MODULES"

Discusses operation and testing considerations that should be followed to use the MHW601/602 VHF power modules to the best advantage. Gain control, decoupling, source and load impedances and load mismatch are treated and instructions for building a test fixture are also provided.

EB-25 — "FOUR BUILDING BLOCK AMPLIFIERS FOR 900 MHz COMMUNICATIONS"

Describes the use of a family of four 50 ohm amplifiers for the 900 MHz band to build amplifier chains with up to 50 W output from as little as 50 mW input.

EB-26 — "A METALLIZATION SYSTEM FOR UHF AND MICROWAVE POWER TRANSISTORS"

The metallization system described overcomes the limitations of aluminum under high current density conditions. Justification of the choice of metals for the system is provided in the discussion.

EB-27 — "GET 300 WATTS PEP LINEAR ACROSS 2 TO 30 MHz FROM THIS PUSH-PULL AMPLIFIER"

Provides information sufficient to build a push-pull linear amplifier with 300 watts of PEP or CW output power across the 2 to 30 MHz band. MRF422, a new high power transistor developed for single sideband applications, is used in the design.

EB-29 — "THE COMMON EMITTER TO-39 AND ITS ADVANTAGES"

Motorola's small signal package innovation — the common emitter TO-39 — offers designers significant improvements in gain and thermal performance. EB-29 explains how.

EB-31 — "PERFORMANCE OF THE MHW560 SERIES OF CATV AMPLIFIER MODULES IN 50 OHM SYSTEMS"

The high gain, wideband linear characteristics of the MHW560 series of CATV amplifier modules suit them for use as low-level drivers in communications applications. EB-31 provides typical 50 ohm data and describes the test circuit with which the characterizations were derived.

EB-32 — "A COMPLEMENTARY SYMMETRY AMPLIFIER FOR 2 TO 30 MHz WITH SSB DRIVER APPLICATIONS"

The complementary symmetry amplifier discussed combines push-pull design with single ended impedance matching and high gain from Motorola's MRF432/433 transistors to provide up to 25 W PEP for 2 to 30 MHz SSB driver applications. Adequate information for constructing the circuit is included.

EB-37 — "AMPLIFIER GAINS 10 dB OVER NINE OCTAVES"

Discusses an amplifier, based on the MRF901 transistor, which exhibits a nominal gain of 10 dB over nine octaves of bandwidth. Sufficient information to build the amplifier is provided.

EB-38 — "MEASURING THE INTERMODULATION DISTORTION OF LINEAR AMPLIFIERS"

The two standard methods of measuring the intermodulation distortion of linear amplifiers and three systems for generating the required two-tone test signal are discussed.

EB-46 — "A SINGLE-DEVICE, 80-WATT, 50-OHM VHF AMPLIFIER"

EB-46 describes the design and construction of an amplifier using a single, MRF245, internally-matched transistor and providing 80 Watts with 9.5 gain across the 143 to 156 MHz band from just 8 W drive. Modifications of the basic amplifier for operation across wider bands are also discussed.

EB-53 — "TWO VHF HIGHBAND GAIN BLOCKS FORM 20 dB, 30-WATT AMPLIFIER CHAIN"

EB-53 describes an amplifier chain designed for use in a communications radio for the VHF marine band that can be adapted to both amateur and low-cost commercial usage. Built from MRF237, a 4 Watt common-emitter TO-39 transistor and MRD238, a 3030 Watt device, the amplifier chain provides 20 dB of gain over any 10 MHz portion of the VHF Marine/Amateur/Commercial band.

APPLICATION NOTE ABSTRACTS

AN-555 — "MOUNTING STRIPLINE-OPPOSED-EMITTER (SOE) TRANSISTORS"

The basic construction of the Stripline-Opposed-Emitter package used for many RF power transistors is described. Methods of mounting and heat-sinking both stud and flange type packages are described.

AN-593 — "BROADBAND LINEAR POWER AMPLIFIERS USING PUSH-PULL TRANSISTORS"

Two solid-state linear power amplifiers are discussed. One provides 160 watts while operating from a 28 volt supply and the other provides 80 watts from a 12.5 volt supply.

AN-595 — "25 WATT AND 10 WATT VHF MARINE BAND TRANSMITTERS"

Design, performance and construction information are provided for two power amplifiers suitable for VHF marine band (156-162 MHz) applications. Rated power output levels are 25 watts and 10 watts.

AN-704 — "BROADBAND NETWORK DESIGN FOR UHF AMPLIFIERS"

A practical method to synthesize breadboard matching networks for UHF power amplifier using only a set of filter design tables and a standard Smith chart is developed.

AN-721 — "IMPEDANCE MATCHING NETWORKS APPLIED TO RF POWER TRANSISTORS"

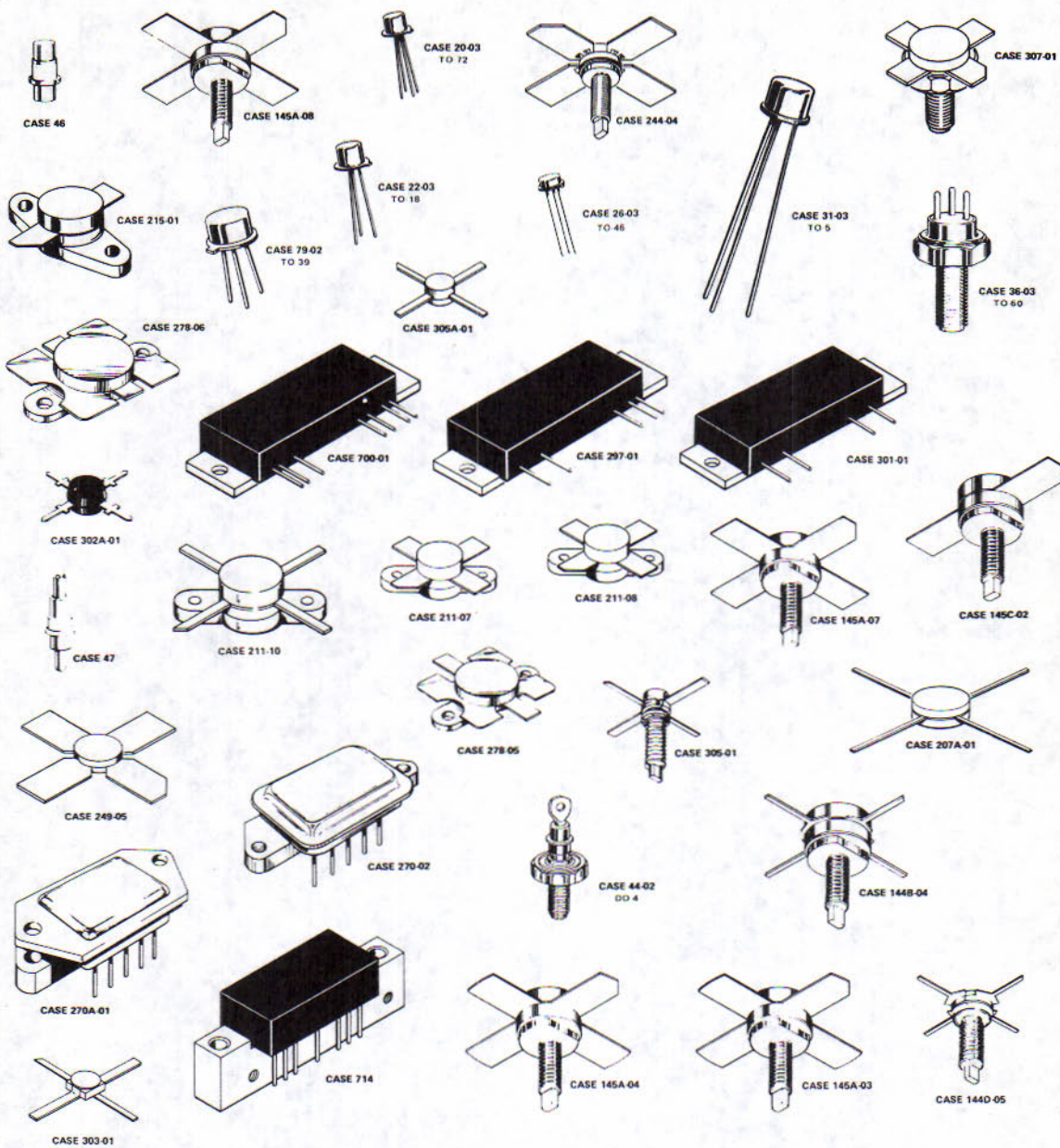
This note covers the basics of interstage and output impedance matching of RF power transistors. Graphical and numerical methods of solution are clearly described, along with sample problems. Photos, schematics and charts are generously provided throughout.

AN-728 — "13 WATT MICROSTRIP AMPLIFIER FOR 220-225 MHz OPERATION"

Design, performance and construction information are provided for a 12.5 volt, FM transmitter power amplifier and low pass filter. MRF225 and MRF226 RF power transistors are utilized in the two-stage amplifier to achieve 13 watts of power output to the filter from approximately 125 mW of drive at 225 MHz. Economical dipped-mica capacitors, microstrip lines and eyelet construction have been employed.

AN-749 — "BROADBAND TRANSFORMERS AND POWER COMBINING TECHNIQUES FOR RF"

This Application Note discusses broadband transformers for RF power applications. Practical examples are given with performance data and power combining techniques are discussed in detail.



PACKAGE INFORMATION

Silicon High Frequency products are available in a variety of packages for many applications. Information on devices in non-standard packaging may be obtained through your local Motorola Sales Office or Motorola distributor.



TUNING DIODES

... and Other VHF/UHF Devices

The age of electronic tuning and frequency control is here! Mechanical tuning systems are being outdated by the following advantages of electronic tuning systems:

- Mechanical linkage and contacts are eliminated.
- Channel or station changes can easily be made by push button, continuous tuning, signal search or sweep methods.
- Faster response time
- Remote tuning is simplified
- Tuning components are much smaller than mechanical components
- The designer is released from the mechanical and size restrictions dictated by mechanical tuning methods

Three parameters are of prime consideration in choosing the proper tuning diode.

C_T – Nominal capacitance – Measure of the capacitance at one specified voltage

C_R – Capacitance ratio – Ratio of the capacitance at two separate voltages usually at the operating ends of the CV curve. Measure of the magnitude of capacitance change as the reverse voltage is varied across the operating range.

Q – Figure of Merit – The same figure of merit that is widely used for capacitance and coils and is an indicator of how "good" a capacitor the tuning diode is.

These parameters are highlighted in the following selector guide and organized by package style to permit selection of the required specifications and package.

TABLE OF CONTENTS

	Page
Epicap Tuning Diodes . . . designed for electronic tuning and control applications	4-66
PIN Switching Diodes . . . designed for VHF band switching and general-purpose switching . . .	4-72
Hot-Carrier Diodes . . . ideal for VHF and UHF mixer and detector applications as well as . . .	4-72
	many higher microwave frequency applications

The following index reflects the devices characterized in this section. To locate the exact page number, see Catalog Index (Page 7-1).

INDEX





1N5139,A	1N5462A	MB1-101	MV1622	MV1863D	MV2113
1N5140,A	1N5463A	MPI-3401	MV1624	MV1864D	MV2114
1N5141,A	1N5464A	MPN3401	MV1626	MV1865D	MV2115
1N5142,A	1N5465A	MPN3402	MV1628	MV1866	MV3102
1N5143,A	1N5466A	MPN3411	MV1630	MV1866D	MV3103
1N5144,A	1N5467A	MPN3412	MV1632	MV1868	MV3104
1N5145,A	1N5468A	MV104	MV1634	MV1868D	MV3105
1N5146,A	1N5469A	MV104G	MV1636	MV1870	MV3106
1N5147,A	1N5470A	MV109	MV1638	MV1870D	MV3107
1N5148,A	1N5471A	MV209	MV1640	MV1871	MV3140
1N5441A	1N5472A	MV830	MV1642	MV1872	MV3141
1N5442A	1N5473A	MV831	MV1644	MV1874	MV3142
1N5443A	1N5475A	MV832	MV1646	MV1876	MVAM-1
1N5444A	1N5476A	MV833	MV1648	MV1877	MVAM-2
1N5445A	BB105A	MV834	MV1650	MV1878	MV1-2097
1N5446A	BB105B	MV835	MV1652	MV2101	MV1-2098
1N5447A	BB105G	MV836	MV1654	MV2102	MV1-2099
1N5448A	MBD101	MV837	MV1656	MV2103	MV1-2100
1N5449A	MBD102	MV838	MV1658	MV2104	MV1-2101
1N5450A	MBD103	MV839	MV1660	MV2105	MV1-2102
1N5451A	MBD201	MV840	MV1662	MV2107	MV1-2103
1N5452A	MBD301	MV1401	MV1664	MV2108	MV1-2104
1N5453A	MBD501	MV1403	MV1666	MV2109	MV1-2105
1N5455A	MBD502	MV1404	MV1858D	MV2110	MV1-2106
1N5456A	MBD701	MV1405	MV1860D	MV2111	MV1-2107
1N5461A	MBD702	MV1620	MV1862D	MV2112	MV1-2108
					MV1-2109

EPICAP TUNING DIODES

LINE HIGHLIGHTS

<ul style="list-style-type: none"> • LOW CAPACITANCE • MICROWAVE OPERATION • MICROWAVE PACKAGE • HIGH Q 	<ul style="list-style-type: none"> • HIGH Q • CAPACITANCE TOLERANCE 10% and 5.0% 	<ul style="list-style-type: none"> • HIGH Q GUARANTEED @ 4.0 V • CONTROLLED TR 	<ul style="list-style-type: none"> • THE PREMIUM GLASS LINE • VERY HIGH Q • GUARANTEED HIGH TR • CAPACITANCE TOLERANCE 10%, 5.0% and 2.0%
---	--	--	---

MAXIMUM WORKING VOLTAGE 60 VOLTS

 Case 45	 Case 51 DO-7	 Case 51 DO-7	 Case 51 DO-7
--	---	---	---

Cap Ratio @ 4.0 V 4-60 V Min	Q @ 4.0 V 100 MHz Min	Device Type	Cap Ratio @ 4.0 V 4-60 V Min	Q @ 4.0 V 50 MHz Min	(1) Device Type	Cap Ratio @ 4.0 V 4-60 V Min	Q @ 4.0 V 50 MHz Min	Device Type	Cap Ratio 2-30 V Min	Q @ 4.0 V 50 MHz Min	(2) Device Type
------------------------------	-----------------------	-------------	------------------------------	----------------------	-----------------	------------------------------	----------------------	-------------	----------------------	----------------------	-----------------

C _T NOMINAL CAPACITANCE pF ±10% @ V _R = 4.0 V = 3.0 V* f = 1.0 MHz	Cap Ratio @ 4.0 V 4-60 V Min	Q @ 4.0 V 100 MHz Min	Device Type	Cap Ratio @ 4.0 V 4-60 V Min	Q @ 4.0 V 50 MHz Min	(1) Device Type	Cap Ratio @ 4.0 V 4-60 V Min	Q @ 4.0 V 50 MHz Min	Device Type	Cap Ratio 2-30 V Min	Q @ 4.0 V 50 MHz Min	(2) Device Type
	1.0	2.1	350	MV1858D								
2.2	2.5	350	MC1860D									
3.3	2.6	300	MC1862D									
4.7	2.6	300	MV1863D									
6.8	2.7	300	MV1864D	2.7	350	1N5139,A(3)				2.7	600	1N5461A
8.2	2.7	300	MV1865D							2.8	600	1N5462A
10	2.8	250	MV1866D	2.8	300	1N5140,A	3.0	500	MV1866	2.8	550	1N5463A
10												
10												
12	2.8	200	MV1868D	2.8	300	1N5141,A	3.0	500	MV1868	2.8	550	1N5464A
15	2.8	200	MV1870D	2.8	250	1N5142,A	3.0	400	MV1870	2.8	550	1N5465A
18				2.8	250	1N5143,A	3.0	400	MV1871	2.9	500	1N5466A
20										2.9	500	1N5467A
22				3.2	200	1N5144,A	3.2	400	MV1872	2.9	500	1N5468A
22												
27				3.2	200	1N5145,A	3.2	300	MV1874	2.9	500	1N5469A
33				3.2	200	1N5146,A	3.2	300	MV1876	2.9	500	1N5470A
39				3.2	200	1N5147,A	3.2	300	MV1877	2.9	450	1N5471A
47				3.2	200	1N5148,A	3.2	300	MV1878	2.9	400	1N5472A
56										2.9	300	1N5473A
68										2.9	250	1N5474A
82										2.9	225	1N5475A
100										2.9	200	1N5476A
120												
150												
180												
200												
220												
250												
270												
330												



(1) Add Suffix "A" for ±5.0% C_T tolerance

(2) Substitute "B" Suffix for ±5.0% C_T, "C" Suffix for 2.0% C_T

(3) A versions of 1N5139 - 1N5148 series have tighter capacitance min/max windows.

EPICAP TUNING DIODES (continued)



<ul style="list-style-type: none"> • HIGH Q • IDEAL FOR RF AND MICROWAVE APPLICATIONS 			<ul style="list-style-type: none"> • CONTROLLED AND UNIFORM TUNING RATIO • CAPACITANCE TOLERANCE 10% • MICRO-MINIATURE PACKAGE 		
MAXIMUM WORKING VOLTAGE			30 VOLTS		
 <p>Case 226</p>			 <p>Case 166-02</p>		
Cap Ratio 2-30 V Min	Q @ 4.0 V 100 MHz Min	Device Type	Cap Ratio 2-30 V Min	Q @ 4.0 V 100 MHz Min	Device Type

C_T NOMINAL CAPACITANCE pF $\pm 10\%$ @ $V_R = 4.0\text{ V}$ $= 2.0\text{ V}^\ddagger$ $= 1.0\text{ V}^\bullet$ $f = 1.0\text{ MHz}$	1.0			2.0	325	MV1-2097	
	2.2			2.0	325	MV1-2908	
	3.3			2.2	300	MV1-2909	
	4.7			2.4	300	MV1-2100	
	6.8	2.7	225	MV3501	2.7	275	MV1-2101
	8.2	2.8	225	MV3502	2.8	275	MV1-2102
	10	2.8	200	MV3503	2.8	275	MV1-2103
	12	2.8	200	MV3504	2.8	275	MV1-2104
	15	2.9	200	MV3505	2.9	275	MV1-2105
	18	2.9	175	MV3506	2.9	250	MV1-2106
	20						
	22	2.9	175	MV3507	2.9	200	MV1-2107
	27				2.7	200	MV1-2108
	33				2.7	200	MV1-2109
	39						
	47						
	56						
	68						
	82						
	100						
120							
150							
180							
200							
220							
260							
270							
330							
550							

* Motorola has capability to supply a variety of families in the Micro-I. If the device desired is not listed — please contact your nearest distributor or Motorola Sales Representative.



• GENERAL PURPOSE			• HIGH CAPACITANCE • GENERAL PURPOSE			• HYPER ABRUPT • GLASS DIODES			
20 VOLTS						12 VOLTS			
Case 51 DO-7			Case 146 DO-14			Case 51 DO-7			
Cap Ratio 2-20 V Min	Q @ 4.0 V 50 MHz Min	Device Type	Cap Ratio 2-20 V Min	Q @ 4.0 V 20 MHz Min	Device Type	Cap Ratio 2-10 V #1-10 V Min	Q @ 2.0 V 1.0 MHz Min	Device Type	
								1.0	
								2.2	
								3.3	
								4.7	
2.0	300	MV 1620						6.8	
2.0	300	MV 1622						8.2	
2.0	300	MV 1624						10	
2.0	300	MV 1626						12	
2.0	250	MV 1628						15	
2.0	250	MV 1630						18	
2.0	250	MV 1632						20	
2.0	250	MV 1634						22	
2.0	200	MV 1636						27	
2.0	200	MV 1638						33	
2.0	200	MV 1640						39	
2.0	200	MV 1642						47	
2.0	150	MV 1644						56	
2.0	150	MV 1646						68	
2.0	150	MV 1648						82	
2.0	150	MV 1650						100	
			2.6	250	MV 1652	10	200	MV 1404‡	120
			2.6	250	MV 1654	10	200	MV 1403‡	150
			2.6	200	MV 1656				180
			2.6	200	MV 1658				200
			2.6	150	MV 1660				220
			2.3	150	MV 1662(3)	10	200	MV 1405‡	250
			2.3	100	MV 1664(3)				270
			2.3	100	MV 1666(3)				330
						14	200	#MV 1401‡	550 ●

C_T
 NOMINAL
 CAPACITANCE
 pF
 ±10%
 @
 $V_R = 4.0 V$
 $= 2.0 V ‡$
 $= 1.0 V$
 $f = 1.0 MHz$

FM Radio and TV Hyper-Abrupt Tuning Diodes

... designed for use in VHF and UHF tuners and FM radio, providing solid-state reliability in replacement of mechanical tuning methods.

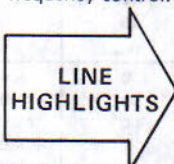




LINE HIGHLIGHTS			<ul style="list-style-type: none"> • HIGH Q • GUARANTEED CAPACITANCE RANGE 	<ul style="list-style-type: none"> • LOW INDUCTANCE • MINI-L PACKAGE 	<ul style="list-style-type: none"> • GUARANTEED MINIMUM Q • LOW INDUCTANCE • MINI-L PACKAGE 	<ul style="list-style-type: none"> • HIGH Q • CONTROLLED TR • LOW INDUCTANCE • MINI-L PACKAGE 	<ul style="list-style-type: none"> • HIGH Q • CONTROLLED TR • LOW INDUCTANCE • MINI-L PACKAGE 							
MAXIMUM WORKING VOLTAGE 32 VOLTS			30 VOLTS											
 Case 29-02 TO-92			 Case 226											
C _T NOMINAL CAPACITANCE pF ±10% V _R = 3.0 Vdc f = 1.0 MHz	Cap Ratio 3-30 V Min	Q @ 3.0 V 100 MHz Min	Device Type	Cap Ratio 3-25 V Min	Q @ 3.0 V 100 MHz Min	Device Type	Cap Ratio 3-25 V Min	Q @ 3.0 V 100 MHz Min	Device Type	Cap Ratio 3-25 V Min	Q @ 3.0 V 50 MHz Min	Device Type	Cap Ratio 3-25 V Min	Q @ 3.0 V 50 MHz Min
	2.2*				4.5	225	BB105B							
2.3*				4.0	150	BB105G								
2.6*				4.0	225	BB105A								
10							4.5	150	MV3140					
10							4.0	150	MV3141					
10							3.5	50	MV3142					
22										4.5	300	MV3102		
22										4.0	200	MV3103		
29													5.0	280
29													5.0	200
36	2.5	100	MV104G											
40	2.5	100	MV104											

*V_R = 25 V for C_T

AM Tuning Diodes





... designed for electronic tuning of AM radios, receivers, and general AM frequency control.

	<ul style="list-style-type: none"> • HIGH CAPACITANCE RATIO • GUARANTEED DIODE CAPACITANCE 		<ul style="list-style-type: none"> • HIGH CAPACITANCE RATIO • GUARANTEED DIODE CAPACITANCE 		
	MAXIMUM WORKING VOLTAGE 28 VOLTS				
	 CASE 29-02 TO-92		 CASE 206-02		
Cap Ratio 1-25 V Min	Q @ 1.0 V 1.0 MHz Min	Device Type	Cap Ratio 1-25 V Min	Q @ 1.0 V 1.0 MHz Min	Device Type
C_T NOMINAL CAPACITANCE pF ±10% V_R = 1.0 V f = 1.0 MHz	330 450	15 150	MVAM-2 (Dual AM Diode)	15 150	MVAM-1 (Triple AM Diode)

Hot-Carrier Diodes



Hot-Carrier diodes are ideal for VHF and UHF mixer and detector applications as well as many higher microwave frequency applications. They provide stable electrical characteristics by eliminating the point-contact diode presently used in many applications. Motorola has the capability of supplying these devices in a variety of packages.

$V_{(BR)R}$ $I_R = 10 \text{ A}$ Volts Min	C_T $V_R = 0 \text{ V}, f = 1.0 \text{ MHz}$ (1) $V_R = 15 \text{ V}, f = 1.0 \text{ MHz}$ (2) $V_R = 20 \text{ V}, f = 1.0 \text{ MHz}$ (3) pF Max	V_F $I_F = 10 \text{ mA}$ Volts Max	I_R $V_R = 3.0 \text{ V}$ (4) $V_R = 15 \text{ V}$ (5) $V_R = 25 \text{ V}$ (6) $V_R = 35 \text{ V}$ (7) μA Max	NF dB Max	Device Type	Case
4.0	1.0 (1)	0.6	0.25 (4)	7.0	MBD101	182-02
4.0	1.0 (1)	0.6	0.25 (4)	7.0	MBD102	226
4.0	1.0 (1)	0.6	0.25 (4)	7.0	MBD103	45-01
20	1.5 (2)	0.6	200 (5)		MBD201	182-03
30	1.5 (2)	0.6	200 (6)		MBD301	182-03
50	1.0 (3)	1.2	200 (6)		MBD501	182-02
50	1.0 (3)	1.2	200 (6)		MBD502	226
70	1.0 (3)	1.2	200 (7)		MBD701	182-02
70	1.0 (3)	1.2	200 (7)		MBD702	226
4.0	1.0 (1)	0.6	0.25 (4)	7.0	MBI-101	166-02

			
CASE 45	CASE 166-02	CASE 182	CASE 226

Pin Switching Diodes

... designed for VHF band switching and general purpose switching.

	
CASE 166-02	CASE 226

$V_{(BR)R}$ $I_R = 10 \mu\text{A}$ Volts Min	R_S $I_F = 10 \text{ mA}$ Ohms Min	C_T $V_R = 20 \text{ V}$ $f = 1.0 \text{ MHz}$ $f = 100 \text{ MHz}^*$ pF Max	L_S $f_{\sqrt{}} = 250 \text{ MHz}$ nH Typ	C_C $f = 1.0 \text{ MHz}$ pF Typ	Device Type	Case
35	0.7	1.0	3.0	0.15	MPI-3401	166-02
35	0.7	1.0	3.0	0.1	MPN3401	226
35	0.6	2.0	3.0	0.1	MPN3402	226
25	10	0.45*	3.0	0.1	MPN3411	226
25	15	0.45*	3.0	0.1	MPN3412	226



ZENER DIODES

Voltage Regulator and Reference Devices

In every language under the sun, the name most commonly associated with solid-state regulator and reference devices is Motorola. A pioneer in Zener diodes development, Motorola has consistently led the industry in parameter improvements, packaging proliferation and specifications innovation. Today, Motorola serves the industry with an incomparable line of zener and avalanche regulator diodes, temperature compensated reference devices, and a host of integrated circuits designed to provide the exact degree of regulation required, at the point in the circuit or system where it can be used most conveniently at the lowest cost.

TABLE OF CONTENTS

	Page
Zener and Avalanche Regulator Diodes	
Silicon-oxide to provide low leakage, sharp breakover "knee" and long-term stability.	4-77
Zener Reference Devices (Temperature Compensated)	
Consist of forward-biased silicon diode junctions in series with zener-breakdown diode to provide precise degree of temperature compensation. Though not specified, voltage-time stability normally better than 100 parts per million change per 1000 hours of operation.	4-79
Special Devices	
<u>Precision Reference Diodes</u>	
Ultra precision voltage standards with certified voltage-time variations as low as 5 ppm per 1000 hours of operation.	4-80
<u>Amplifying Regulator Diodes</u>	
Designed for use in regulated power supplies as a combination voltage reference element and error voltage amplifier, providing temperature compensation for excellent reference voltage stability.	4-80
<u>Field-Effect Current Regulator Diodes</u>	
Provide constant-current output over wider range of terminal voltage. Used in instrumentation (ramp and stair-step generators), over-current protection and other applications requiring a constant current between 0.22 and 4 mA (nom).	4-80
<u>Voltage Regulators</u>	
High-conductance silicon diodes designed as a stable forward reference source for biasing transistor amplifiers and similar applications.	4-81
<u>Current Limited Reference Devices (Temperature Compensated)</u>	
Designed specifically for precision instrumentation applications, this series of devices offers a 6-35 volt (nominal) output over a wide range of input voltages and temperature.	4-81
<u>Tuning Regulator Diodes</u>	
For use in television and FM radios that use variable capacitance diode tuners.	4-81
<u>Dual Diodes</u>	
Designed for use in low cost biasing, steering and voltage doubler applications.	4-81
<u>Transient Suppressors</u>	
For applications requiring protection of voltage sensitive equipment against high-energy voltage pulses.	4-82

ZENER DIODES (continued)

The following index reflects the devices characterized in this section. To locate the exact page number, see Catalog Index (Page 7-1).

INDEX

.4M.64FR10	1N945B,J,TX	1N2808&R	1N3015&R	1N3334&R	1N4074	1N4060&R	1N4749
.4M1.36FR5	1N957	1N2809&R	1N3016	1N3335&R	1N4074A	1N4561&R	1N4750
.4M1.36FR2	1N958	1N2810&R	1N3017	1N3336&R	1N4075	1N4562&R	1N4751
.4M2.04FR5	1N959	1N2811&R	1N3018	1N3337&R	1N4075A	1N4563&R	1N4752
.4M2.04FR2	1N960	1N2813&R	1N3019	1N3338&R	1N4076	1N4564&R	1N4753
1M110ZS10	1N961	1N2814&R	1N3020	1N3339&R	1N4076A	1N4565	1N4754
1M120ZS10	1N962	1N2816&R	1N3021	1N3340&R	1N4077	1N4565A	1N4755
1M130ZS10	1N963	1N2818&R	1N3022	1N3342&R	1N4077A	1N4566	1N4756
1M140ZS10	1N964	1N2819&R	1N3023	1N3343&R	1N4078	1N4566A	1N4757
1M160ZS10	1N965	1N2820&R	1N3024	1N3346&R	1N4078A	1N4567	1N4758
1M180ZS10	1N966	1N2822&R	1N3025	1N3347&R	1N4079	1N4567A	1N4759
1M200ZS10	1N967	1N2823&R	1N3026	1N3349&R	1N4079A	1N4568	1N4760
1N429	1N968	1N2824&R	1N3027	1N3350&R	1N4080	1N4568A	1N4761
1N746	1N969	1N2825&R	1N3028	1N3503	1N4080A	1N4569	1N4762
1N747	1N970	1N2826&R	1N3029	1N3504	1N4081	1N4569A	1N4763
1N748	1N971	1N2827&R	1N3030	1N3821	1N4081A	1N4570	1N4764
1N749	1N972	1N2829&R	1N3031	1N3822	1N4082	1N4570A	1N4765
1N750	1N973	1N2831&R	1N3032	1N3823	1N4082A	1N4571	1N4766
1N751	1N974	1N2832&R	1N3033	1N3824	1N4083	1N4571A	1N4767
1N752	1N975	1N2833&R	1N3034	1N3825	1N4083A	1N4572	1N4768
1N753	1N976	1N2834&R	1N3035	1N3826	1N4084	1N4572A	1N4769
1N754	1N977	1N2835&R	1N3036	1N3827	1N4084A	1N4573	1N4770
1N755	1N978	1N2836&R	1N3037	1N3828	1N4085	1N4573A	1N4771
1N756	1N979	1N2837&R	1N3038	1N3829	1N4085A	1N4574	1N4772
1N757	1N980	1N2838&R	1N3039	1N3830	1N4099	1N4574A	1N4773
1N758	1N981	1N2840&R	1N3040	1N3993&R	1N4100	1N4575	1N4774
1N759	1N982	1N2841&R	1N3041	1N3994&R	1N4101	1N4575A	1N4775
1N816	1N983	1N2842&R	1N3042	1N3995&R	1N4103	1N4576	1N4776
1N821,J,TX	1N984	1N2843&R	1N3043	1N3996&R	1N4104	1N4576A	1N4777
1N821A	1N985	1N2844&R	1N3044	1N3997&R	1N4105	1N4577	1N4778
1N823,J,TX	1N986	1N2845&R	1N3045	1N3998&R	1N4106	1N4577A	1N4779
1N823A	1N987	1N2846&R	1N3046	1N3999&R	1N4107	1N4578	1N4780
1N825,J,TX	1N988	1N2970&R	1N3047	1N4000&R	1N4109	1N4578A	1N4781
1N825A	1N989	1N2971&R	1N3048	1N4057	1N4110	1N4579	1N4782
1N827,J,TX	1N990	1N2972&R	1N3049	1N4057A	1N4112	1N4579A	1N4783
1N827	1N991	1N2973&R	1N3050	1N4058	1N4114	1N4580	1N4784
1N829,J,TX	1N992	1N2974&R	1N3051	1N4058A	1N4115	1N4580A	1N4785
1N829A	1N1530	1N2975&R	1N3154,J,TX	1N4059	1N4116	1N4581	1N4892
1N935	1N1530A	1N2976&R	1N3154A	1N4059A	1N4118	1N4581A	1N4893
1N935A	1N1735	1N2977&R	1N3155,J,TX	1N4060	1N4120	1N4582	1N4893
1N935B,J,TX	1N1736	1N2979&R	1N3155A	1N4060A	1N4121	1N4582A	1N4894
1N936	1N1736A	1N2980&R	1N3156,J,TX	1N4061	1N4122	1N4583	1N4894
1N936A	1N1737	1N2982&R	1N3156A	1N4061A	1N4123	1N4583A	1N4895
1N936B	1N1737A	1N2984&R	1N3157,J,TX	1N4062	1N4124	1N4584	1N4895
1N937	1N1738	1N2985&R	1N3157A	1N4062A	1N4125	1N4584A	1N4896
1N937A	1N1738A	1N2986&R	1N3305&R	1N4063	1N4126	1N4584A	1N4896
1N937B,J,TX	1N1739	1N2988&R	1N3306&R	1N4063A	1N4127	1N4728	1N4896
1N938	1N1739A	1N2989&R	1N3307&R	1N4064	1N4129	1N4729	1N4897
1N938A	1N1740	1N2990&R	1N3308&R	1N4064A	1N4130	1N4730	1N4897
1N938B,J,TX	1N1740A	1N2991&R	1N3309&R	1N4065	1N4131	1N4731	1N4898
1N939	1N1741	1N2992&R	1N3310&R	1N4065A	1N4132	1N4732	1N4898
1N939A	1N1741A	1N2993&R	1N3311&R	1N4066	1N4134	1N4733	1N4899
1N939B,J,TX	1N1742	1N2996&R	1N3312&R	1N4066A	1N4135	1N4734	1N4899
1N941	1N1742A	1N2997&R	1N3314&R	1N4067	1N4370	1N4735	1N4900
1N941A	1N2163,A	1N2999&R	1N3315&R	1N4067A	1N4371	1N4736	1N4900
1N941,B,J,TX	1N2164,A	1N3000&R	1N3317&R	1N4068	1N4372	1N4737	1N4901
1N942	1N2165,A	1N3001&R	1N3319&R	1N4068A	1N4549&R	1N4738	1N4901
1N942A	1N2166,A	1N3002&R	1N3320&R	1N4069	1N4550&R	1N4739	1N4902
1N942B	1N2167,A	1N3003&R	1N3321&R	1N4069A	1N4551&R	1N4740	1N4903
1N943	1N2168,A	1N3004&R	1N3322&R	1N4070	1N4552&R	1N4741	1N4903
1N943A	1N2169,A	1N3005&R	1N3324&R	1N4070A	1N4553&R	1N4742	1N4904
1N943B,J,TX	1N2170,A	1N3007&R	1N3325&R	1N4071	1N4554&R	1N4743	1N4904
1N944	1N2171,A	1N3008&R	1N3326&R	1N4071A	1N4555&R	1N4744	1N4905
1N944A	1N2804&R	1N3009&R	1N3327&R	1N4072	1N4556&R	1N4745	1N4905
1N944B,J,TX	1N2805&R	1N3011&R	1N3328&R	1N4072A	1N4557&R	1N4746	1N4906
1N945	1N2806&R	1N3012&R	1N3330&R	1N4073	1N4558&R	1N4747	1N4906
1N945A	1N2807&R	1N3014&R	1N3332&R	1N4073A	1N4559&R	1N4748	1N4907

INDEX (continued)

1N4907A	1N5242	1N5337	1N5844A	1N5937	MCA1912	MZ4622	
1N4908	1N5243	1N5338	1N5845A	1N5938	MCA1913	MZ4623	MZC6.8B10
1N4908A	1N5245	1N5339	1N5846A	1N5939	MCA1914	MZ4624	MZC7.5B10
1N4909	1N5246	1N5341	1N5847A	1N5940	MCA1921	MZ4625	MZC8.2B10
1N4909A	1N5248	1N5342	1N5848A	1N5941	MCA1922	MZ4626	MZC9.1B10
1N4910	1N5250	1N5343	1N5850A	1N5942	MCA1923	MZ4627	MZC10B10
1N4910A	1N5251	1N5344	1N5851A	1N5943	MCA1924	MZC2.4A10	MZC11B10
1N4911	1N5252	1N5346	1N5852A	1N5944	MCA1931	MZC2.7A10	MZC12B10
1N4911A	1N5254	1N5347	1N5853A	1N5945	MCA1932	MZC3.0A10	MZC13B10
1N4912	1N5256	1N5348	1N5855A	1N5946	MCA1933	MZC3.3A10	MZC15B10
1N4912A	1N5257	1N5350	1N5856A	1N5947	MCA1934	MZC3.6A10	MZC16B10
1N4913	1N5258	1N5352	1N5857A	1N5948	MCA2011	MZC3.9A10	MZC18B10
1N4913A	1N5259	1N5353	1N5858A	1N5949	MCA2012	MZC4.3A10	MZC20B10
1N4914	1N5260	1N5355	1N5859A	1N5950	MCA2013	MZC4.7A10	MZC22B10
1N4914A	1N5261	1N5357	1N5861A	1N5951	MCA2014	MZC5.1A10	MZC24B10
1N4915	1N5262	1N5358	1N5862A	1N5952	MCA2021	MZC5.6A10	MZC27B10
1N4915A	1N5263	1N5359	1N5864A	1N5953	MCA2022	MZC6.2A10	MZC30B10
1N4916	1N5265	1N5361	1N5866A	1N5954	MCA2023	MZC6.8A10	MZC33B10
1N4916A	1N5266	1N5363	1N5867A	1N5955	MCA2024	MZC7.5A10	MZC36B10
1N4917	1N5267	1N5364	1N5868A	1N5956	MCA2031	MZC8.2A10	MZC39B10
1N4917A	1N5268	1N5365	1N5870A	1N5958	MCA2132	MZC9.1A10	MZC43B10
1N4918	1N5270	1N5366	1N5872A	1N5958	MCA2133	MZC10A10	MZC47B10
1N4918A	1N5271	1N5367	1N5873A	1N5987	MCA2134	MZC11A10	MZC51B10
1N4919	1N5272	1N5368	1N5874A	1N5988	MCA2211	MZC12A10	MZC56B10
1N4919A	1N5273	1N5369	1N5875A	1N5989	MCA2212	MZC13A10	MZC62B10
1N4920	1N5274	1N5370	1N5876A	1N5990	MCA2213	MZC15A10	MZC68B10
1N4920A	1N5275	1N5372	1N5877A	1N5991	MCA2214	MZC16A10	MZC75B10
1N4921	1N5276	1N5373	1N5878A	1N5992	MCA2221	MZC18A10	MZC82B10
1N4921A	1N5277	1N5374	1N5879A	1N5993	MCA2222	MZC18A10	MZC91B10
1N4922	1N5278	1N5375	1N5881A	1N5994	MCA2223	MZC20A10	MZC100B10
1N4922A	1N5279	1N5377	1N5882A	1N5995	MCA2224	MZC22A10	MZC110B10
1N4923	1N5281	1N5378	1N5883A	1N5996	MCA2231	MZC24A10	MZC120B10
1N4923A	1N5283	1N5379	1N5884A	1N5997	MCA2232	MZC27A10	MZC130B10
1N4924	1N5284	1N5380	1N5886A	1N5998	MCA2233	MZC30A10	MZC140B10
1N4924A	1N5285	1N5381	1N5887A	1N5999	MCA2234	MZC33A10	MZC150B10
1N4925	1N5286	1N5383	1N5888A	1N6000	MCL1300	MZC36A10	MZC160B10
1N4925A	1N5287	1N5384	1N5889A	1N6001	MCL1301	MZC39A10	MZC170B10
1N4926	1N5288	1N5386	1N5890A	1N6002	MCL1302	MZC43A10	MZC180B10
1N4926A	1N5289	1N5388	1N5891A	1N6003	MCL1303	MZC47A10	
1N4927	1N5290	1N5518	1N5892A	1N6004	MCL1304	MZC51A10	
1N4927A	1N5291	1N5519	1N5893A	1N6005	MCLTC6010	MZC56A10	
1N4928	1N5292	1N5520	1N5894A	1N6006	MCLTC6025	MZC62A10	
1N4928A	1N5293	1N5521	1N5895A	1N6007	MCLTC6050	MZC68A10	
1N4929	1N5294	1N5522	1N5897A	1N6008	MCLTC6100	MZC75A10	
1N4929A	1N5295	1N5523	1N5913	1N6009	MSD6100	MZC82A10	
1N4930	1N5296	1N5524	1N5914	1N6010	MSD6101	MZC91A10	
1N4930A	1N5297	1N5525	1N5915	1N6011	MSD6102	MZC100A10	
1N4931	1N5298	1N5526	1N5916	1N6012	MSD6150	MZC110A10	
1N4931A	1N5299	1N5527	1N5917	1N6013	MSD7000	MZC120A10	
1N4932	1N5300	1N5528	1N5918	1N6014	MVS460	MZC130A10	
1N4932A	1N5301	1N5529	1N5919	1N6015	MZ605	MZC140A10	
1N5221	1N5302	1N5530	1N5920	1N6016	MZ610	MZC150A10	
1N5223	1N5303	1N5531	1N5921	1N6017	MZ620	MZC160A10	
1N5225	1N5304	1N5532	1N5922	1N6018	MZ640	MZC170A10	
1N5226	1N5305	1N5533	1N5923	1N6019	MZ805	MZC180A10	
1N5227	1N5306	1N5535	1N5924	1N6020	MZ810	MZC200A10	
1N5228	1N5307	1N5536	1N5925	1N6021	MZ820	MZC1.8B10	
1N5229	1N5308	1N5538	1N5926	1N6022	MZ840	MCZ2.0B10	
1N5230	1N5309	1N5540	1N5927	1N6023	MZ2360	MCZ2.2B10	
1N5231	1N5310	1N5541	1N5928	1N6024	MZ2361	MCZ2.4B10	
1N5232	1N5311	1N5542	1N5929	1N6025	MZ2362	MCZ2.7B10	
1N5234	1N5312	1N5545	1N5930	1N6026	MZ4614	MCZ3.0B10	
1N5235	1N5313	1N5546	1N5931	1N6027	MZ4615	MZC3.3B10	
1N5236	1N5314	1N5837A	1N5932	1N6028	MZ4616	MZC3.6B10	
1N5237	1N5333	1N5839A	1N5933	1N6029	MZ4617	MZC3.9B10	
1N5239	1N5334	1N5841A	1N5934	1N6030	MZ4618	MZC4.3B10	
1N5240	1N5335	1N5842A	1N5935	1N6031	MZ4619	MZC4.7B10	
1N5241	1N5336	1N5843A	1N5936	MCA1911	MZ4620	MZC5.1B10	
					MZ4621	MZC5.6B10	
						MZC6.2B10	

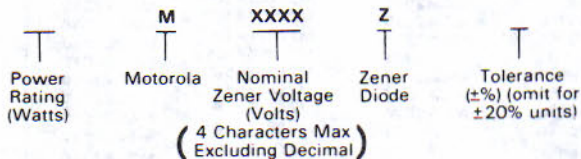
DEVICE OPTIONS

Motorola manufactures a complete line of zener diodes. In cases where a non-standard set of specifications is required, the appropriate device can be selected and ordered from the following device options.

NON-STANDARD ZENER DIODES SPECIAL VOLTAGE AND TOLERANCE RATINGS

JEDEC "IN" type numbers denote a specific Zener voltage, power rating, and tolerance. For example, JEDEC type 1N4728 is a standard 1 watt diode, rated at 3.3 volts $\pm 10\%$. A suffix "A" on this type number indicates a $\pm 5\%$ voltage tolerance.

Special Motorola devices, with a choice of voltages and tolerances, are also available. The following diagram explains the Motorola coding system.



For example, the code for a special 10 watt Zener diode with a voltage of 41 volts and a tolerance of $\pm 1\%$ would be: 10M41Z1.

Following is a list of other standard Motorola symbols for special Zener device orders (X's indicate nominal Zener voltage).

BASIC MOTOROLA TYPE	DEVICE DESCRIPTION
¼MXXXAZ5	250 mW Alloy Glass, $\pm 5\%$
¼MXXXZ5	250 mW Glass, $\pm 5\%$
4MXXXAZ5	400 mW Alloy Glass, $\pm 5\%$
4MXXXZ10	400 mW Glass, $\pm 10\%$
5MXXXZ5	500 mW Surmetic, $\pm 10\%$
1MXXXZ5	1 Watt Flangeless, $\pm 5\%$
1MXXXAZ10	1 Watt Alloy Flangeless, $\pm 10\%$
1MXXXZ10	1 Watt Flangeless, $\pm 10\%$
1MXXXZ5	1 Watt Surmetic, $\pm 5\%$
1.5MXXXZ	1.5 Watt, $\pm 20\%$
5MXXXZ5	5 Watt Surmetic, $\pm 5\%$
10MXXXAZ5	10 Watt Alloy Stud, $\pm 5\%$
10MXXXZ10	10 Watt Stud, $\pm 10\%$
50MXXXAZ10	50 Watt Alloy TO-3, $\pm 10\%$
50MXXXAZ5	50 Watt Alloy Stud, $\pm 5\%$
50MXXXZ	50 Watt TO-3, $\pm 20\%$
50MXXXZ5	50 Watt Stud, $\pm 5\%$

For reverse polarities (10 W and 50 W), insert "R" before tolerance, i.e., 50M110SZR5.

1N5518 thru 1N5546 — This series may be ordered in $\pm 2\%$ and $\pm 1\%$ tolerance by adding the following suffix:

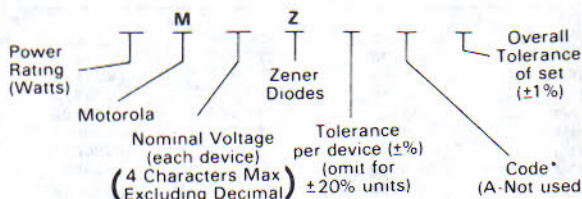
C = $\pm 2\%$ D = $\pm 1\%$

For example the 1N5518D would be the same as the 1N5518B except $V_Z = 3.3 \pm 1\%$.

ZENER TYPES BETWEEN NOMINAL VOLTAGES MATCHED SETS OF ZENER DIODES

Zener diodes can also be obtained in sets consisting of two or more matched devices. The method for specifying such matched sets is similar to the one described for specifying units with a special voltage and/or tolerance except that two extra suffixes are added to the code number described above.

These units are marked with code letters to identify the matched sets and in addition, each unit in a set is marked with the same serial number which is different for each set being ordered.



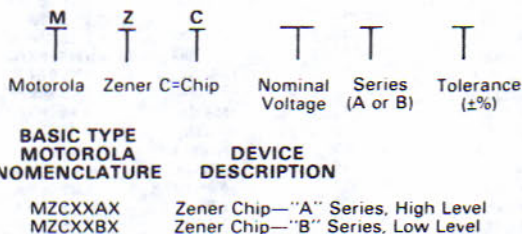
*Code:

- B — Two devices in series
- C — Three devices in series
- D — Four devices in series
- E — Five devices in series
- F — Six devices in series
- G — Seven devices in series
- H — Eight devices in series
- P — Two devices in parallel (not recommended)
- X — Two devices, one standard polarity, the other reverse polarity. (10 and 50 watts only)

i.e., 10M51Z5B1 is for two 10 watt zeners, each of 51 volts, $\pm 5\%$ matched to a total voltage of 102 volts $\pm 1\%$.

ZENER CHIPS (MZC)

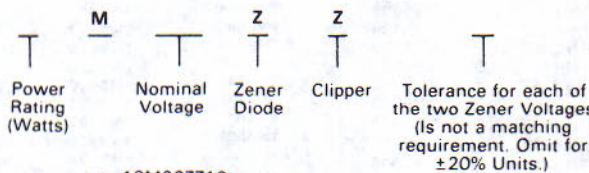
1. The nomenclature for Zener Chips is as follows:



2. Chips are sold in increments of ten (10) only.
3. The pricing formula for between nominal voltages and tight tolerance zeners shall apply.
4. Chips are not sold as matched sets or clippers.
5. A "-1" suffix will cause all chips ordered to be supplied in Deka-Pak.

ZENER CLIPPERS

Special clipper diodes with opposing Zener junctions built into the device are available by using the following nomenclature:



i.e., 10M20ZZ10

This nomenclature is applicable to all packages and power ratings as restricted in the above paragraphs.

ORDERING INFORMATION

Order using the above nomenclature or else specify the device type, nominal voltage and tolerance required.

ZENER and AVALANCHE REGULATOR DIODES

The devices depicted in the accompanying matrix represent a basic profile of the largest inventoried zener-diode line in the industry. Check the following features for application to your specific requirements.

Wide selection of package materials and styles:

Plastic (surmetic), for lowest cost

Glass for highest reliability

Metal for highest power

Unencapsulated (chips), for hybrid circuit applications

Nominal Zener Voltage (Note 6)	CHIPS (25 Mils Square) Cathode = Bottom Surface		250 MILLIWATT (400 mW Package) Cathode = Polarity Mark	400 MILLIWATT Cathode = Polarity Mark		500 MILLIWATT Cathode = Polarity Mark		
	MZC	Actual Size	Glass Case 51 (DO-7)	Glass Case 299 DO-35	Glass Case 51 DO-7	Surmetic Case 182 (TO-92)	Surmetic 20 Case 51 (DO-7)	Glass Case 299-01 (DO-35)
1.8		MZC1.8B10	MZ4614					
2.0		MZC2.0B10	MZ4615					
2.2		MZC2.2B10	MZ4616					
2.4	MZC2.4A10	MZC2.4B10	MZ4617	1N4370		1N5837A	1N5221	1N5985
2.7	MZC2.7A10	MZC2.7B10	MZ4618	1N4371		1N5839A	1N5223	1N5986
3.0	MZC3.0A10	MZC3.0B10	MZ4619	1N4372		1N5841A	1N5225	1N5987
3.3	MZC3.3A10	MZC3.3B10	MZ4620	1N746	1N5518	1N5842A	1N5226	1N5988
3.6	MZC3.6A10	MZC3.6B10	MZ4621	1N747	1N5519	1N5843A	1N5227	1N5989
3.9	MZC3.9A10	MZC3.9B10	MZ4622	1N748	1N5520	1N5844A	1N5228	1N5990
4.3	MZC4.3A10	MZC4.3B10	MZ4623	1N749	1N5521	1N5845A	1N5229	1N5991
4.7	MZC4.7A10	MZC4.7B10	MZ4624	1N750	1N5522	1N5846A	1N5230	1N5992
5.1	MZC5.1A10	MZC5.1B10	MZ4625	1N751	1N5523	1N5847A	1N5231	1N5993
5.6	MZC5.6A10	MZC5.6B10	MZ4626	1N752	1N5524	1N5848A	1N5232	1N5994
6.2	MZC6.2A10	MZC6.2B10	MZ4627	1N753	1N5525	1N5850A	1N5234	1N5995
6.8	MZC6.8A10	MZC6.8B10	1N4099	1N754 1N957	1N5526	1N5851A	1N5235	1N5996
7.5	MZC7.5A10	MZC7.5B10	1N4100	1N755 1N958	1N5527	1N5852A	1N5236	1N5997
8.2	MZC8.2A10	MZC8.2B10	1N4101	1N756 1N959	1N5528	1N5853A	1N5237	1N5998
9.1	MZC9.1A10	MZC9.1B10	1N4103	1N757 1N960	1N5529	1N5855A	1N5239	1N5999
10	MZC10A10	MZC10B10	1N4104	1N758 1N961	1N5530	1N5856A	1N5240	1N6000
11	MZC11A10	MZC11B10	1N4105	1N962	1N5531	1N5857A	1N5241	1N6001
12	MZC12A10	MZC12B10	1N4106	1N759 1N963	1N5532	1N5858A	1N5242	1N6002
13	MZC13A10	MZC13B10	1N4107	1N964	1N5533	1N5859A	1N5243	1N6003
15	MZC15A10	MZC15B10	1N4109	1N965	1N5535	1N5861A	1N5245	1N6004
16	MZC16A10	MZC16B10	1N4110	1N966	1N5536	1N5862A	1N5246	1N6005
18	MZC18A10	MZC18B10	1N4112	1N967	1N5538	1N5864A	1N5248	1N6006
20	MZC20A10	MZC20B10	1N4114	1N968	1N5540	1N5866A	1N5250	1N6007
22	MZC22A10	MZC22B10	1N4115	1N969	1N5541	1N5867A	1N5251	1N6008
24	MZC24A10	MZC24B10	1N4116	1N970	1N5542	1N5868A	1N5252	1N6009
27	MZC27A10	MZC27B10	1N4118	1N971		1N5870A	1N5254	1N6010
30	MZC30A10	MZC30B10	1N4120	1N972	1N5545	1N5872A	1N5256	1N6011
33	MZC33A10	MZC33B10	1N4121	1N973	1N5546	1N5873A	1N5257	1N6012
36	MZC36A10	MZC36B10	1N4122	1N974		1N5874A	1N5258	1N6013
39	MZC39A10	MZC39B10	1N4123	1N975		1N5875A	1N5259	1N6014
43	MZC43A10	MZC43B10	1N4124	1N976		1N5876A	1N5260	1N6015
47	MZC47A10	MZC47B10	1N4125	1N977		1N5877A	1N5261	1N6016
51	MZC51A10	MZC51B10	1N4126	1N978		1N5878A	1N5262	1N6017
56	MZC56A10	MZC56B10	1N4127	1N979		1N5879A	1N5263	1N6018
62	MZC62A10	MZC62B10	1N4129	1N980		1N5881A	1N5265	1N6019
68	MZC68A10	MZC68B10	1N4130	1N981		1N5882A	1N5266	1N6020
75	MZC75A10	MZC75B10	1N4131	1N982		1N5883A	1N5267	1N6021
82	MZC82A10	MZC82B10	1N4132	1N983		1N5884A	1N5268	1N6022
91	MZC91A10	MZC91B10	1N4134	1N984		1N5886A	1N5270	1N6023
100	MZC100A10	MZC100B10	1N4135	1N985		1N5887A	1N5271	1N6024
110	MZC110A10	MZC110B10		1N986		1N5888A	1N5272	1N6025
120	MZC120A10	MZC120B10		1N987		1N5889A	1N5273	1N6026
130	MZC130A10	MZC130B10		1N988		1N5890A	1N5274	1N6027
140	MZC140A10	MZC140B10		1N989		1N5891A	1N5275	
150	MZC150A10	MZC150B10		1N990		1N5892A	1N5276	1N6028
160	MZC160A10	MZC160B10		1N991		1N5893A	1N5277	1N6029
170	MZC170A10	MZC170B10		1N992		1N5894A	1N5278	
180	MZC180A10	MZC180B10				1N5895A	1N5279	1N6030
200	MZC200A10	MZC200B10				1N5897A	1N5281	1N6031

Chips:








A denotes I_{ZT} in mA range

B denotes I_{ZT} in 250 μ A

JAN/JANTX available $\pm 5\%$ only


ZENER AND AVALANCHE REGULATOR DIODES (continued)

- Power ratings from 1.4 to 50 Watts
- Breakover tolerances from 1.8 to 200 V in approximately 10% steps
- Available tolerances from 20% (low cost) to as tight as 1% (critical applications) with off-the-shelf-delivery
- Special selection of electrical characteristics available at low cost due to high-volume lines (check your Motorola sales representative for special quotations)
- JAN/JANTX (V) availability

Nominal Zener Voltage	1 WATT	1 WATT	1 WATT	5 WATT	10 WATT Cathode to Case = 1N3993 Series Anode to Case = 1N2970 Series	50 WATT	
	Cathode Polarity Mark 	Cathode to Case 	Cathode Polarity Mark 	Cathode Polarity Mark 		Anode to Case  	
1.8							
2.0							
2.2							
2.4							
2.7							
3.0							
3.3	1N4728	1N3821	1N5913	1N5333			
3.6	1N4729	1N3822	1N5914	1N5334			
3.9	1N4730	1N3823	1N5915	1N5335	1N3993&R	1N4557&R	1N4549&R
4.3	1N4731	1N3824	1N5916	1N5336	1N3994&R	1N4558&R	1N4550&R
4.7	1N4732	1N3825	1N5917	1N5337	1N3995&R	1N4559&R	1N4551&R
5.1	1N4733	1N3826	1N5918	1N5338	1N3996&R	1N4560&R	1N4552&R
5.6	1N4734	1N3827	1N5919	1N5339	1N3997&R	1N4561&R	1N4553&R
6.2	1N4735	1N3828	1N5920	1N5341	1N3998&R	1N4562&R	1N4554&R
6.8	1N4736	1N3829	1N5921	1N5342	1N3999&R	1N4563&R	1N4555&R
		1N3016			1N2970&R	1N2804&R	1N3305&R
7.5	1N4737	1N3830	1N5922	1N5343	1N4000&R	1N4564&R	1N4556&R
		1N3017			1N2971&R	1N2805&R	1N3306&R
8.2	1N4738	1N3018	1N5923	1N5344	1N2972&R	1N2806&R	1N3307&R
9.1	1N4739	1N3019	1N5924	1N5346	1N2973&R	1N2807&R	1N3308&R
10	1N4740	1N3020	1N5925	1N5347	1N2974&R	1N2808&R	1N3309&R
11	1N4741	1N3021	1N5926	1N5348	1N2975&R	1N2809&R	1N3310&R
12	1N4742	1N3022	1N5927	1N5349	1N2976&R	1N2810&R	1N3311&R
13	1N4743	1N3023	1N5928	1N5350	1N2977&R	1N2811&R	1N3312&R
15	1N4744	1N3024	1N5929	1N5352	1N2978&R	1N2813&R	1N3314&R
16	1N4745	1N3025	1N5930	1N5353	1N2980&R	1N2814&R	1N3315&R
18	1N4746	1N3026	1N5931	1N5355	1N2982&R	1N2816&R	1N3317&R
20	1N4747	1N3027	1N5932	1N5357	1N2984&R	1N2818&R	1N3319&R
22	1N4748	1N3028	1N5933	1N5358	1N2985&R	1N2819&R	1N3320&R
24	1N4749	1N3029	1N5934	1N5359	1N2986&R	1N2820&R	1N3321&R
27	1N4750	1N3030	1N5935	1N5361	1N2988&R	1N2822&R	1N3322&R
30	1N4751	1N3031	1N5936	1N5363	1N2989&R	1N2823&R	1N3324&R
33	1N4752	1N3032	1N5937	1N5364	1N2990&R	1N2824&R	1N3325&R
36	1N4753	1N3033	1N5938	1N5365	1N2991&R	1N2825&R	1N3326&R
39	1N4754	1N3034	1N5939	1N5366	1N2992&R	1N2826&R	1N3327&R
43	1N4755	1N3035	1N5940	1N5367	1N2993&R	1N2827&R	1N3328&R
47	1N4756	1N3036	1N5941	1N5368	1N2996&R	1N2829&R	1N3330&R
51	1N4757	1N3037	1N5942	1N5369	1N2997&R	1N2831&R	1N3332&R
56	1N4758	1N3038	1N5943	1N5370	1N2999&R	1N2832&R	1N3334&R
62	1N4759	1N3039	1N5944	1N5372	1N3000&R	1N2833&R	1N3335&R
68	1N4760	1N3040	1N5945	1N5373	1N3001&R	1N2834&R	1N3336&R
75	1N4761	1N3041	1N5946	1N5374	1N3002&R	1N2835&R	1N3337&R
82	1N4762	1N3042	1N5947	1N5375	1N3003&R	1N2836&R	1N3338&R
91	1N4763	1N3043	1N5948	1N5377	1N3004&R	1N2837&R	1N3339&R
100	1N4764	1N3044	1N5949	1N5378	1N3005&R	1N2838&R	1N3340&R
110	1M110ZS10	1N3045	1N5950	1N5379	1N3007&R	1N2840&R	1N3342&R
120	1M120ZS10	1N3046	1N5951	1N5380	1N3008&R	1N2841&R	1N3343&R
130	1M130ZS10	1N3047	1N5952	1N5381	1N3009&R	1N2842&R	1N3343&R
150	1M140ZS10	1N3048	1N5953	1N5383	1N3011&R	1N2843&R	1N3346&R
160	1M160ZS10	1N3049	1N5954	1N5384	1N3012&R	1N2844&R	1N3347&R
180	1M180ZS10	1N3050	1N5955	1N5386	1N3014&R	1N2845&R	1N3349&R
200	1M200ZS10	1N3051	1N5956	1N5388	1N3015&R	1N2846&R	1N3350&R

R, RA, & RB = Reverse Polarity Types Available

ZENER REFERENCE DEVICES



For applications where output voltage must remain within narrow limits during changes in input voltage, load resistance and temperature. Motorola guarantees all Reference Devices to fall within the specified maximum voltage variations, ΔV_Z , at the specifically indicated test temperatures and test current (JEDEC Standard #5). Temperature Coefficient is also specified but should be

considered as a reference only — not a maximum rating.

The low voltage devices are hermetically sealed, all-glass structure. Includes JAN; JANTX and radiation hardened device types. These temperature compensated Zener Reference Diodes have low dynamic impedance and silicon-oxide-passivated junctions for long term stability.

V _Z Volts	Test Current mAdc	Test Temp Points	AVERAGE TEMPERATURE COEFFICIENT OVER THE OPERATING RANGE									
			0.01 %/°C		0.005 %/°C		0.002 %/°C		0.001 %/°C		0.0005 %/°C	
			Device Type	V _Z Max Volts	Device Type	V _Z Max Volts	Device Type	V _Z Max Volts	Device Type	V _Z Max Volts	Device Type	V _Z Max Volts
6.2 Δ	7.5	A	*1N821, J, TX	0.096	*1N823, J, TX	0.048	*1N825, J, TX	0.019	*1N827, J, TX	0.009	*1N829, J, TX	0.005
6.2 Δ	7.5	A	*1N821A	0.096	*1N823A	0.048	*1N825A	0.019	*1N827A	0.009	*1N829A	0.005
6.4	0.5	B	1N4565	0.018	1N4566	0.024	1N4567	0.010	1N4568	0.005	1N4569	0.002
	0.5	A	1N4565A	0.099	1N4566A	0.050	1N4567A	0.020	1N4568A	0.010	1N4569A	0.005
	1.0	B	1N4570	0.048	1N4571	0.024	1N4572	0.010	1N4573	0.005	1N4574	0.002
	1.0	A	1N4570A	0.099	1N4571A	0.050	1N4572A	0.020	1N4573A	0.010	1N4574A	0.005
	2.0	B	1N4575	0.048	1N4576	0.024	1N4577	0.010	1N4578	0.005	1N4579	0.002
	2.0	A	1N4575A	0.099	1N4576A	0.025	1N4577A	0.020	1N4578A	0.010	1N4579A	0.005
	4.0	B	1N4580	0.048	1N4581	0.024	1N4582	0.010	1N4583	0.005	1N4584	0.002
	4.0	A	1N4580A	0.099	1N4581A	0.050	1N4582A	0.020	1N4583A	0.010	1N4584A	0.005
8.4	10	A	*1N3154, J, TX	0.130	*1N3155, J, TX	0.065	*1N3156, J, TX	0.026	*1N3157, J, TX	0.013		
	10	C	*1N3154A	0.072	*1N3155A	0.085	*1N3156A	0.034	*1N3157A	0.017		
8.5	0.5	B	1N4775	0.064	1N4776	0.032	1N4777	0.013	1N4778	0.006	1N4779	0.003
	0.5	A	1N4775A	0.132	1N4776A	0.066	1N4777A	0.026	1N4778A	0.013	1N4779A	0.007
	1.0	B	1N4780	0.064	1N4781	0.032	1N4782	0.013	1N4783	0.006	1N4784	0.003
	1.0	A	1N4780A	0.132	1N4781A	0.066	1N4782A	0.026	1N4783A	0.013	1N4784A	0.007
9.0	7.5	B	*1N935	0.067	*1N936	0.033	*1N937	0.013	*1N938	0.006	*1N939	0.003
	7.5	A	*1N935A	0.139	*1N936A	0.069	*1N937A	0.027	*1N938A	0.013	*1N939A	0.007
	7.5	C	*1N935B, J, TX	0.184	*1N936B	0.092	*1N937B, J, TX	0.037	*1N938B, J, TX	0.018	*1N939B, J, TX	0.009
9.4 ± 0.4 (Suffix "A" +0.2 V)	10	D			1N2163, A	0.033			1N2166, A	0.007	1N2169, A	0.004
		E			1N2164, A	0.086			1N2167, A	0.017	1N2170, A	0.009
		F			1N2165, A	0.110			1N2168, A	0.023	1N2171, A	0.012
11.7	7.5	B	*1N941	0.088	*1N942	0.044	*1N943	0.018	*1N944	0.009	*1N945	0.004
	7.5	A	*1N941A	0.081	*1N942A	0.090	*1N943A	0.036	*1N944A	0.018	*1N945A	0.009
	7.5	C	*1N941B, J, TX	0.239	*1N942B	0.120	*1N943B, J, TX	0.047	*1N944B, J, TX	0.024	*1N945B, J, TX	0.012
12.8	0.5	G	1N4896	0.086	1N4897	0.048	1N4898	0.019	1N4899	0.010		
	0.5	A	1N4896A	0.198	1N4897A	0.099	1N4898A	0.040	1N4899A	0.020		
	1.0	G	1N4900	0.096	1N4901	0.048	1N4902	0.019	1N4903	0.010		
	1.0	A	1N4900A	0.198	1N4901A	0.099	1N4902A	0.040	1N4903A	0.020		
	2.0	G	1N4904	0.096	1N4905	0.048	1N4906	0.019	1N4907	0.010		
	2.0	A	1N4904A	0.198	1N4905A	0.099	1N4906A	0.040	1N4907A	0.020		
	4.0	G	1N4908	0.096	1N4909	0.048	1N4910	0.019	1N4911	0.010		
	4.0	A	1N4908A	0.198	1N4909A	0.099	1N4910A	0.040	1N4911A	0.020		
	7.5	G	1N4912	0.096	1N4913	0.048	1N4914	0.019	1N4915	0.010		
	7.5	A	1N4912A	0.198	1N4913A	0.099	1N4914A	0.040	1N4915A	0.020		
1.9	0.5	G	1N4916	0.144	1N4917	0.072	1N4918	0.029				
	0.5	A	1N4916A	0.298	1N4917A	0.149	1N4918A	0.060				
	1.0	G	1N4919	0.144	1N4920	0.072	1N4921	0.029				
	1.0	A	1N4919A	0.298	1N4920A	0.149	1N4921A	0.060				
	2.0	G	1N4922	0.144	1N4923	0.072	1N4924	0.029				
	2.0	A	1N4922A	0.298	1N4923A	0.149	1N4924A	0.060				
	4.0	G	1N4925	0.144	1N4926	0.072	1N4927	0.029	1N4928	0.014		
	4.0	A	1N4925A	0.298	1N4926A	0.149	1N4927A	0.060	1N4928A	0.030		
	7.5	G	1N4929	0.144	1N4930	0.072	1N4931	0.029	1N4932	0.014		
	7.5	A	1N4929A	0.298	1N4930A	0.149	1N4931A	0.060	1N4932A	0.030		

Test Temperature Points	
A	-55, 0, +25, +175, +100
B	0, +25, +75
C	-55, 0, +25, +75, +100, +150
D	0, +25, +70
E	-55, 0, +125, +75, +125
F	-55, 0, +75, +125, +185
G	+25, +75, +100

Δ Non-suffix — Z_{TT} = 15, "A" Suffix — Z_{TT} = 10
 * Radiation Resistant Devices Available; to order, specify MZ821, A or B in lieu of "1N" prefix.
 Not applicable to J or TX devices.

SPECIAL DEVICES (continued)



High-Voltage Devices consist of hermetically sealed discrete glass-packaged devices, properly interconnected to yield higher voltages and encapsulated in a transfer-molded plastic package. Includes JAN devices. All devices encapsulated in Case 41, exceptions shown.

CASE 41 - EXCEPT AS NOTED

Reference Voltage V _Z Volts	Test Current I _{ZT} mA	Max Voltage Change V _Z (Volts) @ Test Temperatures -55 to +25°C +25 to 100°C		Average Temp. Coeff. %°C	Device Type
6.2	7.5	0.050 (1) 0.050 (1)		0.01 0.01	1N429 (2) 1N1735
8.4	10	0.014 (1) 0.007		0.002 0.001	†1N1530 †1N1530A (2)
12.4	7.5	0.100 (1) 0.050		0.01 0.005	1N1736 1N1736A
12.4	10	0.050 0.020	0.047 0.010	0.005 0.002	1N4057 1N4057A
14.6	↓	0.058 0.023	0.055 0.022	0.005 0.002	1N4058 1N4058A
16.8		0.067 0.027	0.063 0.025	0.005 0.002	1N4059 1N4059A
18.5	↓	0.074 0.030	0.069 0.028	0.005 0.002	1N4060 1N4060A
18.6		7.5	0.150 (1) 0.075		0.01 0.005
21	10	0.084 0.034	0.079 0.032	0.005 0.002	1N4061 1N4061A
23	10	0.092 0.037	0.086 0.035	0.005 0.002	1N4062 1N4062A
24.8	7.5	0.200 (1) 0.100		0.01 0.005	1N1738 1N1738A
27	10	0.108 0.043	0.101 0.041	0.005 0.002	1N4063 1N4063A
30	10	0.120 0.048	0.113 0.045	0.005 0.002	1N4064 1N4064A
31.0	7.5	0.250 (1) 0.125		0.01 0.005	1N1739 1N1739A
33	10	0.132 0.053	0.124 0.050	0.005 0.002	1N4065 1N4065A
37	↓	0.148 0.059	0.139 0.056	0.005 0.002	1N4066 1N4066A
37.2		0.300 (1) 0.150		0.01 0.005	1N1740 1N1740A
43	↓	0.172 0.069	0.161 0.065	0.005 0.002	1N4067 1N4067A
43.4		0.350 (1) 0.175		0.01 0.005	1N1741A 1N1741A

Reference Voltage V _Z Volts	Test Current I _{ZT} mA	Max Voltage Change V _Z (Volts) @ Test Temperatures -55 to +25°C +25 to 100°C		Average Temp. Coeff. %°C	Device Type
47	7.5	0.188 0.075	0.176 0.071	0.005 0.002	1N4068 1N4068A
49.6		0.400 (1) 0.200		0.01 0.005	1N1742 1N1742A
51	↓	0.204 0.082	0.191 0.077	0.005 0.002	1N4069 1N4069A
56		0.224 0.090	0.210 0.084	0.005 0.002	1N4070 1N4070A
62	↓	0.248 0.099	0.232 0.093	0.005 0.002	1N4071 1N4071A
68		5.0	0.272 0.109	0.255 0.102	0.005 0.002
75	↓	0.300 0.120	0.281 0.113	0.005 0.002	1N4073 1N4073A
82		0.328 0.131	0.307 0.123	0.005 0.062	1N4074 1N4074A
87	↓	0.348 0.139	0.326 0.131	0.005 0.002	1N4075 1N4075A
91		0.364 0.146	0.341 0.137	0.005 0.002	1N4076 1N4076A
100	↓	0.400 0.160	0.375 0.150	0.005 0.002	1N4077 1N4077A
105		2.5	0.420 0.168	0.394 0.158	0.005 0.002
110	↓	0.440 0.176	0.413 0.165	0.005 0.002	1N4079 1N4079A
120		0.480 0.192	0.450 0.180	0.005 0.002	1N4080 1N4080A
130	↓	0.520 0.208	0.488 0.195	0.005 0.002	1N4081 1N4081A
140		0.560 0.224	0.525 0.210	0.005 0.002	1N4082 1N4082A
150	↓	0.600 0.240	0.563 0.225	0.005 0.002	1N4083 1N4083A
175		0.700 0.280	0.656 0.263	0.005 0.002	1N4084 1N4084A
200	↓	0.800 0.320	0.750 0.300	0.005 0.002	1N4085 1N4085A

(1) These devices are tested at the following temperatures: -55°, +25°, and +100°C.
 (2) Available as JAN devices.

SPECIAL DEVICES

Precision Reference Diodes. Designed, manufactured and tested for ultra-high stability of voltage with time and temperature change. Use of special measurement equipment and voltage standards provide calibration directly traceable to the National Bureau of Standards.

CASE 51

Reference Voltage Volts	Test Current mA	Temperature Stability		CERTIFIED VOLTAGE TIME STABILITY OVER 1000 HOURS OF OPERATION (Parts/Million Change)									
		ΔV_Z (mV)	OP Temp Range °C	<5 PPM/1000 HR		<10 PPM/1000 HR		<20 PPM/1000 HR		<40 PPM/1000 HR		<100 PPM/1000 HR	
				Device Type	Change μ V Max	Device Type	Change μ V Max	Device Type	Change μ V Max	Device Type	Change μ V Max	Device Type	Change μ V Max
6.2 \pm 5%	7.5	2.5	25,75,100	MZ605	30	MZ610	60	MZ620	120	MZ640	240		
8.4 \pm 5%	10	3.5	25,75,100	MZ805	45	MZ810	90	MZ820	180	MZ840	360		
6.35 \pm 5%	7.5	2.5	25 to 100			1N4895	64	1N4893	127			1N4891*	318
6.35 \pm 5%	7.5	5.0	-65 to 100			1N4895A	64	1N4893A	127			1N4891A*	318
6.35 \pm 5%	7.5	5.0	25 to 100			1N4894	64	1N4892	127			1N4890*	318
6.35 \pm 5%	7.5	10	-55 to 100			1N4894A	64	1N4892A	127			1N4890A*	318
6.2 - 6.5	7.5	3.0	25 to 100									1N3502	636
6.2 - 6.5	7.5	6.0	25 to 100					1N3504	127	1N3503	318	1N3501	636

* < 50 PPM time stability on these devices.

Amplifying Regulator Diodes. Designed for use in regulated power supplies as a combination voltage reference element and error voltage amplifier, providing temperature compensation for excellent reference voltage stability. Available with either PNP or NPN transistors by adding either P or N Suffix to part number.

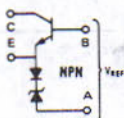
Field-Effect Current Regulator Diodes. High impedance diodes providing a constant current output over a wide range of applied voltages. For applications in instrumentation and protective circuitry.

ELECTRICAL CHARACTERISTICS ($I_{ZT} = 5.0$ mA, $V_{CEO} = 30$ V)

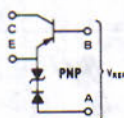
V_{REF} Volts	Tolerance $\pm\%$	Test Temperature °C	V_{REF} Volts	Device Type
6.8	10	0, +25, +75	0.051	MCA1911
			0.025	MCA1912
			0.010	MCA1913
			0.005	MCA1914
6.8	5.0	-55, 0, +25, -55, +100	0.105	MCA1921
			0.052	MCA1922
			0.020	MCA1923
			0.010	MCA1924
6.8	5.0	-55, 0, +25, +75, +100, +150	0.139	MCA1931
			0.069	MCA1932
			0.026	MCA1933
			0.013	MCA1934
8.6	10	0, +25, +75	0.060	MCA2011
			0.030	MCA2012
			0.012	MCA2014
			0.006	MCA2014
8.6	5.0	-55, 0, +25, +75, +100	0.124	MCA2021
			0.062	MCA2022
			0.024	MCA2023
			0.012	MCA2024
8.6	5.0	-55, 0, +25, +75, +100, +150	0.164	MCA2031
			0.082	MCA2032
			0.032	MCA2033
			0.016	MCA2034
9.5	10	0, +25, +75	0.071	MCA2111
			0.035	MCA2112
			0.014	MCA2113
			0.007	MCA2114
9.5	5.0	-55, 0, +25, -75, +100	0.147	MCA2121
			0.073	MCA2122
			0.028	MCA2123
			0.014	MCA2124
9.5	5.0	-55, 0, +25, +75, -100, +150	0.194	MCA2131
			0.097	MCA2132
			0.038	MCA2133
			0.019	MCA2134
11	10	0, +25, +75	0.082	MCA2211
			0.041	MCA2212
			0.016	MCA2213
			0.008	MCA2214
11	5.0	-55, 0, +25, +75, +100	0.170	MCA2221
			0.085	MCA2222
			0.034	MCA2223
			0.017	MCA2224
11	5.0	-55, 0, +25, +75, +100, +150	0.225	MCA2231
			0.112	MCA2232
			0.044	MCA2233
			0.022	MCA2234



CASE 212-01



NPN V_{REF}



PNP V_{REF}

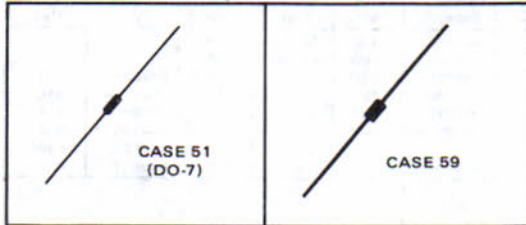
Glass Case 51 DO-7

Reg. Current I_p @ $V_T = 25$ V mA Nom	Device Type	Knee Imp Z_K @ $V_K = 6.0$ V Ω Max	Limiting Voltage @ $I_L = 0.8$ I_p Volts Max
0.22	1N5283	2.75	1.00
0.24	1N5284	2.35	1.00
0.27	1N5285	1.95	1.00
0.30	1N5286	1.60	1.00
0.33	1N5287	1.35	1.00
0.39	1N5288	1.00	1.05
0.43	1N5289	0.870	1.05
0.47	1N5290	0.750	1.05
0.56	1N5291	0.560	1.10
0.62	1N5292	0.470	1.13
0.68	1N5293	0.400	1.15
0.75	1N5294	0.335	1.20
0.82	1N5295	0.290	1.25
0.91	1N5296	0.240	1.29
1.00	1N5297	0.205	1.35
1.10	1N5298	0.180	1.40
1.20	1N5299	0.155	1.45
1.30	1N5300	0.135	1.50
1.40	1N5301	0.115	1.55
1.50	1N5302	0.105	1.60
1.60	1N5303	0.092	1.65
1.80	1N5304	0.074	1.75
2.00	1N5305	0.061	1.85
2.20	1N5306	0.052	1.95
2.40	1N5307	0.044	2.00
2.70	1N5308	0.035	2.15
3.00	1N5309	0.029	2.25
3.30	1N5310	0.024	3.35
3.60	1N5311	0.020	2.50
3.90	1N5312	0.017	2.60
4.30	1N5313	0.014	2.75
4.70	1N5314	0.012	2.90
0.5 \pm 0.3	MCL1300	0.500	1.00
1.0 \pm 0.6	MCL1301	0.200	1.50
2.0 \pm 0.6	MCL1302	0.100	2.00
3.0 \pm 0.6	MCL1303	0.050	2.00
4.0 \pm 0.6	MCL1304	0.025	2.50

SPECIAL DEVICES (continued)

Low Voltage Regulators

High-conductance silicon diodes designed as stable forward-reference sources for transistor amplifier biasing and similar applications. Available in high reliability glass construction or economic plastic packaging.



ELECTRICAL CHARACTERISTICS

($T_A = 25^\circ\text{C}$ unless otherwise noted).

Forward Reference Voltage		Test Current I_F mA	Leakage Current I_R @ V_R		Device Type	Case
Min	Max		μA	Volts		
0.63	0.71	10	10	5.0	MZ2360	59
1.24	1.38	10	10	5.0	MZ2361	Surmetic 51
1.90	2.10	10	10	5.0	MZ2362	51
0.58	0.70	1.0	0.1	4.0	.4M,64FR10	Glass
1.29	1.43	10			.4M1,36FR2	
1.33	1.39	10			.4M1,36FR5	
1.94	2.14	10			.4M2,04FR5	
2.00	2.08	10			.4M2,04FR2	
0.58	0.70	1.0			1N816	

Current Limited Temperature Compensated Voltage Reference Diodes

Voltage reference element with inherent temperature compensation and current regulation resulting in excellent reference stability over temperature excursions and wide variations of input voltage.

Specifications in the following table are given for an input of 31 volts. Devices differ specifically in temperature as shown in ΔV_{REF} .

V_{REF} @ $V_{in} = 31$ Volts		V_{in} Volts		I_{in} @ $V_{in} = 31$ Volts		Input Impedance $M\Omega$ Min	Z_{REF} @ $I_{in} = 4.0$ mA Ohms Max	ΔV_{REF} @ $V_{in} = 31$ Volts -55°C, +25°C, +100°C	
Min	Max	Min	Max	Min	Max			Volts Max	Device Type
6.08	6.72	12	75	3.2	4.8	0.2	50	0.010	MCLTC6010
6.08	6.72	12	75	3.2	4.8	0.2	50	0.025	MCLTC6025
6.08	6.72	12	75	3.2	4.8	0.2	50	0.050	MCLTC6050
6.08	6.72	12	75	3.2	4.8	0.2	50	0.100	MCLTC6100



CASE 181-02

Tuning Diode Regulator

Highly reliable temperature compensated monolithic integrated circuit voltage stabilizer designed for use in television and FM radios that use variable capacitance diode tuners.

V_Z Volts Min/Max	I_Z mA	ΔV_Z ΔT mV/°C Min/Max	Z_Z Ohms Max	P_D mW	Device Type
31/35	18	-31/+1.55	25	625	MVS460



CASE 182-01

Dual Diodes

Dual diodes designed for use in low cost biasing, steering and voltage doubler applications including series, common cathode and common anode diodes.

$V_{(BR)}$ @ $I_{(BR)}$		I_R @ V_R μA	V_F @ I_F Volts Min/Max	I_F mA	$C_{VR} = 0$ pF Max	t_{rr} ns Max	Device Type	Description	
Volts Min	μA								
100	100	0.1	50	0.67/0.82	10	1.5	4.0	MSD6100	Switching Discriminator Common Cathode Common Cathode Series
50	100	0.1	40	0.67/0.82	10	2.0	10	MSD6101	
70	100	0.1	50	0.67/1.0	10	3.0	100	MSD6102	
70	100	0.1	50	-/1.0	10	8.0	100	MSD6150	
100	100	0.2	50	0.67/0.82	10	1.5	15	MSD7000	

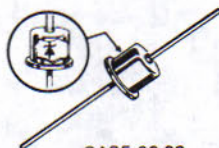


CASE 29 (TO-92)

TRANSIENT SUPPRESSORS

POWER TRANSIENT SUPPRESSORS

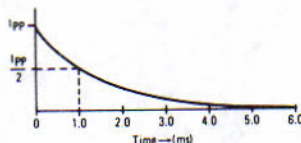
Transient suppressors designed for applications requiring protection of voltage sensitive electronic devices in danger of destruction by high energy voltage transients. Select from standard factory available types or design the suppressor to meet specific needs by paralleling cells. For specific options, i.e., non-standard voltages, higher power capacity, and package configurations, consult factory.



CASE 60-02




CASE 119



V_R Operating Voltage		I_R Reverse Current μA	V_Z Breakdown Voltage @		V_Z Clamping Voltage @		V_F Forward Voltage @		Device Type	Case
Nom Vdc	V(RMS)		Min Volts	I_{ZT} mA	Max Volts	I_{pp} Amp	Volts	I_F Amp		
14	10	50	16	0.4	1.25	32	1.5	10	MPZ5-16A MPZ5-16B MPZ5-32A MPZ5-32B MPZ5-32C MPZ5-180A MPZ5-180B MPZ5-180C	119
14	10		16	0.4	1.25					
28	20		32	0.2	1.25					
28	20		32	0.2	1.25					
28	20		32	0.2	1.25					
165	117		180	0.03	1.14					
165	117	180	0.03	1.14	100	2.0	100	MZ5555 MZ5556 MZ5557 MZ5558	60-02	
165	117	180	0.03	1.14						
30.5	21.5	5.0	33	1.0		47.5				2.5
40.3	28.5	54	43.7	78.5		19				2.8
49	34.5	191	191	265		5.7				3.5
175	124									

Power Rectifier/Power Surge Suppressor

... designed for applications requiring a low voltage rectifier with reverse avalanche characteristics or for use as a reverse voltage transient suppressor. Developed to suppress transients in the automotive system, this device operates in the forward mode as a standard rectifier or reverse mode as a power zener diode and will protect expensive mobile transceivers, radios and tape decks from over-voltage conditions.

	B_V Breakdown Voltage @ $I_R = 100$ mA Volts	I_R Reverse Current @ $V_R = 20$ V Max μA	V_F Instantaneous Forward Voltage @ $I_F = 79$ A Volts	$I_{(RMS)}$ Forward Current Max Amp	Device Type
		32	50	1.1	94

CASE 296-03

Polarity: Standard polarity is cathode to case — MR2525
Reverse polarity is anode to case and is designated by an
"R" suffix — MR2525R

TRANSIENT POP PRESSURE

This chart is used to determine the transient pop pressure in a pipe system. The pressure is a function of the pipe diameter, the length of the pipe, and the velocity of the fluid. The pressure is also a function of the pipe material and the pipe wall thickness. The pressure is also a function of the pipe diameter, the length of the pipe, and the velocity of the fluid.



Pipe Diameter (in)	Pipe Length (ft)	Pipe Material		Pipe Velocity (ft/sec)	Pipe Wall Thickness (in)	Pipe Pressure (psi)
		Steel	Cast Iron			
1/2	10	100	100	10	0.125	100
1/2	20	100	100	10	0.125	100
1/2	30	100	100	10	0.125	100
1/2	40	100	100	10	0.125	100
1/2	50	100	100	10	0.125	100
1/2	60	100	100	10	0.125	100
1/2	70	100	100	10	0.125	100
1/2	80	100	100	10	0.125	100
1/2	90	100	100	10	0.125	100
1/2	100	100	100	10	0.125	100

The pressure is a function of the pipe diameter, the length of the pipe, and the velocity of the fluid. The pressure is also a function of the pipe material and the pipe wall thickness. The pressure is also a function of the pipe diameter, the length of the pipe, and the velocity of the fluid.

Pipe Diameter (in)	Pipe Length (ft)	Pipe Material	Pipe Velocity (ft/sec)	Pipe Wall Thickness (in)	Pipe Pressure (psi)
1/2	10	Steel	10	0.125	100
1/2	20	Steel	10	0.125	100
1/2	30	Steel	10	0.125	100
1/2	40	Steel	10	0.125	100
1/2	50	Steel	10	0.125	100
1/2	60	Steel	10	0.125	100
1/2	70	Steel	10	0.125	100
1/2	80	Steel	10	0.125	100
1/2	90	Steel	10	0.125	100
1/2	100	Steel	10	0.125	100



RECTIFIERS

From tiny, lead-mounted, low-current rectifiers to powerful multi-cell units with near-thousand-amp capacity; from single-phase, half-wave devices to three-phase circuits; from conventional diode junctions to special-purpose units for specific applications, Motorola's extensive line of rectifiers satisfies every possible requirement for electronic equipment. Moreover, volume production unmatched in the industry offers low-cost selection potential.






TABLE OF CONTENTS

	Page
General Purpose Rectifiers	
<u>Low and Medium Current</u>	4-87
Single-cell rectifiers with forward current ranging from 1A to 50A and reverse voltage ratings up to 1000 volts.	
<u>High Current</u>	4-88
Multi-cell devices with up to 700 A/600 V off-the-shelf ratings and even greater current and voltage capability on a custom basis.	
Rectifier Bridges and Circuits	
<u>Low-to-Medium Current</u>	4-89
A variety of packaging methods yields current ratings up to 30 A and reverse-voltage ratings to 1000 V.	
<u>High Current</u>	4-90
Single-phase and three-phase bridges and circuits with current ratings up to 650 A.	
Special Purpose Rectifiers	
<u>Fast Recovery Devices</u>	4-91
For circuit applications requiring switching times from 200 to 1000 nano-seconds. Current rating up to 50 A.	
<u>Hot Carrier Devices</u>	4-92
For high-frequency power supplies demanding switching times of less than 10 nano-seconds.	

The following index reflects the devices characterized in this section. To locate the exact page number, see Catalog Index (Page 7-1).

INDEX

1N248B	1N5830	MR752
1N249B	1N5832	MR754
1N250B	1N5833	MR756
1N1183	BYW60	MR800
1N1183A	BYW61	MR801
1N1184	BYW62	MR802
1N1184A	BYW64	MR804
1N1186	BYW66	MR806
1N1186A	BYW68	MR810
1N1188		MR811
1N1188A	MBR1520	MR812
1N1190	MBR2520	MR814
1N1190A	MBR2530	MR816
1N1191	MBR4020PF	MR817
1N1192	MBR4030	MR818
1N1194	MBR4030PF	
1N1196A	MDA100	MR820
1N1198A	MDA101	MR821
1N1199,A	MDA102	MR822
1N1200,A	MDA104	MR824
1N1204,A	MDA106	MR826
1N1206,A	MDA108	MR830
1N3208	MDA110	MR831
1N3209	MDA800	MR832
1N3210	MDA801	MR834
1N3212	MDA802	MR836
1N3214	MDA804	MR850
1N3491	MDA806	MR851
1N3492	MDA920A2	MR852
1N3493	MDA920A3	MR854
1N3495	MDA920A4	MR856
1N3659	MDA920A6	MR860
1N3660	MDA920A7	MR861
1N3661	MDA922-2	MR862
1N3663	MDA922-3	MR864
1N3879	MDA922-4	MR866
1N3880	MDA922-6	MR870
1N3881	MDA922-7	MR871
1N3883	MDA922-8	MR872
1N3889	MDA922-9	MR874
	MDA942-1	MR876
1N3890,JAN,JTX	MDA942-2	MR1-1000
1N3891,JAN,JTX	MDA942-3	MR1-1200
1N3893,JAN,JTX	MDA942-5	MR1-1400
	MDA942-6	MR1-1600
1N3900	MDA970-1	MR1120
1N3901	MDA970-2	MR1121
1N3903	MDA970-3	MR1122
1N3908	MDA970-5	MR1124
1N3910,JAN,JTX	MDA980-1	MR1126
1N3911,JAN,JTX	MDA980-2	MR1128
1N3913,JAN,JTX	MDA980-3	MR1130
	MDA980-5	MR1366
1N3988	MDA980-6	MR1376
1N3990	MDA990-1	MR1386
1N4001	MDA990-2	MR1396
1N4002	MDA990-3	MR2000S
1N4003	MDA990-6	MR2001S
1N4004	MDA1200	MR2002S
1N4005	MDA1201	MR2004S
1N4006	MDA1202	MR2006S
1N4007	MDA1204	MR2008S
1N4719	MDA6693	MR2010S
1N4720	MR250-1	MR2500S
1N4721	MR250-2	MR2501S
1N4722	MR250-3	MR2502S
1N4723	MR250-4	MR2502S
1N4724	MR250-5	MR2504S
1N4725	MR328	MR2504S
1N4933	MR330	MR2506S
1N4934	MR331	MR2508
1N4935	MR500	MR2508S
1N4936	MR501	MR2510
1N4937	MR502	MR2510S
1N4997	MR504	MR2525
1N4998	MR506	MR2525R
1N4999	MR508	MR5005
1N5000	MR510	MR5010
1N5001	MR750	MR5020
1N5002	MR751	MR5040
1N5003		MRA133
1N5817		MRA133B
1N5818		MRA333
1N5820		MRA333B
1N5821		MRA163
1N5822		MRA163B
1N5823		MRA363
1N5824		MRA363B
1N5826		
1N5827		
1N5829		

Case	1.0		3.0		6.0
	59-04 Plastic	60 Metal	70 Metal	267 Plastic	194 Plastic
V_{RRM} Volts					
50	1N4001‡	1N4719	1N4997	MR500	MR750
100	1N4002‡	1N4720	1N4998	MR501	MR751
200	1N4003‡	1N4721	1N4999	MR502	MR752
400	1N4004‡	1N4722	1N5000	MR504	MR754
600	1N4005‡	1N4723	1N5001	MR506	MR756
800	1N4006‡	1N4724	1N5002	MR508	
1000	1N4007‡	1N4725	1N5003	MR510	
I_{FSM} (Amps)	30	300	300	100	400
T_A @ Rated I_O (°C)	75	75	75	95	60
T_C @ Rated I_O (°C)					
T_J (Max) (°C)	175	175	175	175	175












‡ Package Size: 0.120" Max Diameter by 0.260" Max. Length

GENERAL PURPOSE RECTIFIERS

Low and Medium Current

Wide variety of low-cost devices to fit any mounting requirements.






These lines are also available with anode-to-case connection by adding "R" suffix to the standard part number.

I _O AVERAGE RECTIFIED FORWARD CURRENT (Amperes)										
12	15	20		25			30	35	40	50
245 (DO-4) Metal	42A (DO-5) Metal	42A (DO-5) Metal	283-01 (DO-4) Low-Cost Plastic	283-01 (DO-4) Low-Cost Plastic	193-03 Low-Cost Plastic	43 (DO-21) Pressfit	43 (DO-21) Metal	42A (DO-5) Metal	42A (DO-5) Metal	43-04 Metal
										
MR1120 1N1199,A	1N3208	1N248B 1N1191	MR2000S	MR2500S	MR2500	1N3491	1N3659	1N1183	1N1183A	MR5005
MR1121 1N1200,A	1N3209	1N249B 1N1192	MR2001S	MR2501S	MR2501	1N3492	1N3660	1N1184	1N1184A	MR5010
MR1122 1N1202,A	1N3210	1N250B 1N1194	MR2002A	MR2502S	MR2502	1N3493	1N3661	1N1186	1N1186A	MR5020
MR1124 1N1204,A	1N3212	1N1196 1N1196A	MR2004S	MR2504S	MR2504	1N3495	1N3663	1N1188	1N1188A	MR5040
MR1126 1N1206A	1N3214	1N1198A 1N3214	MR2006S	MR2506S	MR2506	MR328		1N1190	1N1190A	
MR1128 1N3988			MR2008S	MR2508S	MR2508	MR330				
MR1130 1N3990			MR2010S	MR2510S	MR2510	MR331				
300	250	350	400	600	400	30	400	400	800	600
150	150	150	150	150	150	130	100	140	150	150
190	175					175	175	190	190	195

▲ Request Data Sheet for Mounting Information

High-Current Multi-Cell Rectifier Diodes











Multi-Cell construction, with matched cells, for excellent thermal management and highest reliability. Normally available with cathode connected to case. Add "R" suffix to type number for reverse polarity.

	I _O , AVERAGE RECTIFIED FORWARD CURRENT				
	50A	100A		450A	700A
					
V _{RRM} (Volts)	Case 100	Case 167	Case 189	Case 135	Case 136
300	MR1205FL	MR1215FL	MR1815SL	MR1245SL,FL	MR1265FL
600	MR1209FL	MR1219SL	MR1819SL	MR1249SL,FL	MR1269FL
I _{FSM} (Amp)	800	2000	2000	8000	1200
T _C @ Rated I _O (°C)	150	135	135	150	150
T _J (Max) (°C)	190	190	190	190	190

RECTIFIER BRIDGES and CIRCUITS

Low -To-Medium Current

Single-phase rectifier bridges with a wide variety of packaging options. Standard devices are made with general-purpose rectifiers, but similar configurations can be made with special rectifier-cells (i.e., fast recovery cells) on special order.

I _O , DC OUTPUT CURRENT (Amperes)										
	1.0	1.0	2.0	4.0	8.0		12		30	35
Case	109 (1)	312-01 (1)	312-01	117 (1)	298-01 (2)	117	298-01 (2)	179-01 (1)	179-02 (1)	309
V _{RRM} Volts										
50	MDA920A2	MDA100A	MDA200	MDA970-1	MDA800	MDA970-1	MDA1200	MDA980-1	MDA990-1	MDA3500 BYW60
100	MDA920A3	MDA101A	MDA201	MDA970-2	MDA801	MDA970-2	MDA1201	MDA980-2	MDA990-2	MDA3501 BYW61
200	MDA920A4	MDA102A	MDA202	MDA970-3	MDA802	MDA970-3	MDA1202	MDA980-3	MDA990-3	MDA3502 BYW62
400	MDA920A6	MDA104A	MDA204	MDA970-5	MDA804	MDA970-5	MDA1204	MDA980-5	MDA990-5	MDA3504 BYW64
600	MDA920A7	MDA106A	MDA206		MDA806		MDA1206	MDA980-6	MDA990-6	MDA3506 BYW66
800		MDA108A	MDA208							MDA3508 BYW68
1000		MDA110A	MDA210							MDA3510
I _{FSM} Amp	32	45	60	100	300	100	300	300	300	400
T _A @ Rated I _O (°C)	75	55	55	25						
T _C @ Rated I _O (°C)					100	55	100	55	55	55
T _J (Max) (°C)	175	150	175	150	175	150	175	175	175	175

(1) Lead Frame Assembly

(2) Discrete Diode Assembly Utilizing Metal Cased Rectifiers

High-Current Multi-Cell Rectifier Circuits

Multi-cell full-wave rectifier circuits and bridges with up to 650 A current carrying capacity.

I _O , AVERAGE RECTIFIER FORWARD CURRENT (Forced Convection at 1500 LFM)								
Circuit	300 A				600 A		650 A	
	Single-Phase Full-Wave Center Tap	Single-Phase Full-Wave Bridge	Three-Phase Full-Wave Center Tap	Three-Phase Full-Wave Bridge	Single-Phase Full-Wave Center Tap	Single-Phase Full-Wave Bridge	Three-Phase Full-Wave Center Tap	Three-Phase Full-Wave Bridge
Waveforms								
Case	154A 	155A 	154 	155 	156A 	157A 	156 	157
V _{RRM} (Volts)	300	300	300	300	600	600	650	650
I _{FSM} (Amps)	3000	3000	2000	2000	6000	6000	5000	5000
I _O Free Convection (Amps)	75	75	75	75	125	125	150	150
T _A @ Rated I _O (1500 FLM or Free Convection) (°C)	75	75	75	75	75	75	75	75
T _J (Max) (°C)	150	150	150	150	150	150	150	150

Fast Recovery Rectifiers

... available for designs requiring a power rectifier having maximum switching times ranging from 200 ns to 750 ns. These devices are offered in current ranges of 1.0 to 50 amperes and in voltages to 600 volts. Higher voltages are available upon request, but a necessary trade-off against switching speeds results. Reverse polarity (anode to case) obtained by adding an "R" suffix.








I_O , AVERAGE RECTIFIED FORWARD CURRENT (Amperes)

Case	1.0		3.0				5.0	6.0	12	20	30	40	
	59-04 Plastic	60 Metal	70 Metal	267-01 Plastic		194 Plastic	56-02 (DO-4) Metal	257 (DO-5) Metal	42A (DO-5) Metal				
V_{RRM} (Volts)													
50	1N4933 \ddagger	MR810	MR830	MR800	MR850	MR910	MR820	1N3879	1N3889	1N3899	1N3909	MR860	MR870
100	1N4934 \ddagger	MR811	MR831	MR801	MR851	MR911	MR821	1N3880	1N3890 JAN,JTX	1N3900	1N3910, JAN,JTX	MR861	MR871
200	1N4935 \ddagger	MR812	MR832	MR802	MR852	MR912	MR822	1N3881	1N3891 JAN,JTX	1N3901	1N3911, JAN,JTX	MR862	MR872
400	1N4936 \ddagger	MR814	MR834	MR804	MR854	MR914	MR824	1N3883	1N3893, JAN,JTX	1N3903	1N3913, JAN,JTX	MR864	MR874
600	1N4937 \ddagger	MR816	MR836	MR806	MR856	MR916	MR826	MR1366	MR1376	MR1386	MR1396	MR866	MR876
800		MR817				MR917							
1000		MR818				MR918							
I_{FSM} (Amps)	30	30	100	100	100	100	300	150	200	250	300	350	400
T_A @Rated I_O (°C)	75	75			90*	90*	55*						
T_C @Rated I_O (°C)			100	100				100	100	100	100	100	100
T_J (Max) (°C)	150	150	150	150	175	175	175	150	150	150	150	160	160
t_{rr} (μ s)	0.2	0.75	0.2	0.2	0.2	0.75	0.2	0.2	0.2	0.2	0.2	0.2	0.2

Must be derated for reverse power dissipation. See Data Sheet.
Package Size: 0.120" Max Diameter by 0.260" Max Length.

Hot Carrier Rectifiers

... Schottky barrier devices, ideal for use in low voltage, high frequency power supplies and as free-wheeling diodes. These units feature very low forward voltages and switching times estimated at less than 10 ns. They are offered in current ranges of 0.5 to 5.0 amperes and in voltages to 30. Reverse polarity (anode to case) is not available.


		I _O , AVERAGE RECTIFIED FORWARD CURRENT (Amperes)										
Case	0.5	1.0	3.0	3.0	5.0	15		25		40		
	51-02 Glass	59-04 Plastic	267 Plastic	60 Metal		245 (DO-4) Metal		257 (DO-5) Metal		430-2 (DO-21) Metal		
V _{RRM} (Volts)												
20	MBR020	1N5817	1N5820	MBR320M	1N5823	1N5826	MBR1520	1N5829	MBR2520	1N5832	MBR4020	MBR4020PF
30	MBR030	1N5818	1N5821	MBR330M	1N5824	1N5827	MBR12530	1N5830	MBR2530	1N5833	MBR4030	MBR4030PF
I _{FSM} (Amps)	5.0	100		500	500	500	500	800	800	800	800	800
‡T _C @Rated I _O (°C)						85	80	85	80	75	70	50
T _A = 75°C PC Board Mount	125											
‡T _L @(Rated I _O) (°C)		90	95	90	80							
T _J (Max) (°C)		125	125	125	125	125	125	125	125	125	125	125
*Max V _F @ I _{FM} = I _O	0.50	0.55	0.50	45 @ 5 A	0.37	0.47	0.55	0.46	0.55	0.55	0.63	0.63


*Values are for the 30 Volt units. The lower voltage parts provide lower limits.


‡Must be derated for reverse power dissipation. See Data Sheet.


High Voltage Diodes and Stacks

... low-current, high-voltage diodes and stacks in current ranges of 250 mA to 1.0 ampere and in voltages from 1000 to 5000 volts.

250 mA High Voltage Diodes	
Case	169-02 Plastic
V_{RRM} (Volts)	
1000	MR250-1
2000	MR250-2
3000	MR250-3
4000	MR250-4
5000	MR250-5
I_{FSM} (Amps)	15
T_A @ Rated I_O (°C)	75
T_J (Max) (°C)	150

1.0 Ampere Television Dampener Diode	
Case	59-04 Plastic
V_{RRM} (Volts)	
1000	MR1-1000
1200	MR1-1200
1400	MR1-1400
1600	MR1-1600
I_{FSM} (Amps)	30
T_A @ Rated I_O (°C)	75*
T_J (Max) (°C)	175
t_{rr} (μ s)	25
*Must be derated for reverse power dissipation. See Data Sheet.	

Low Voltage Rectifiers	
... for low voltage applications to suppress reverse power transients.	
Avalanche Rectifiers	
Case	269-03
V_{RRM} (Volts)	
23	MR2525
23	MR2525R
BV (Volts)	24-32
I_{FSM} (Amps)	600
T_C @ Rated I_O (°C)	150
T_J (Max) (°C)	175

Solid-State Mercury Vapor Tube Replacements	
Case	286-03
V_{RRM} (Volts)	
30,000	MDA6693
I_O (Amps)	5.0
I_{FSM} (Amps)	400
T_A @ Rated I_O (°C)	75
T_J (Max) (°C)	175
v_F @ $i_F = 20$ A (Volts) (Pulse Width 10 ms, $\leq 1\%$ Duty Cycle)	38
MDA872A, MDA575A, Mercury Vapor Tube Replacements Available. Consult Factory.	



THYRISTERS

and TRIGGERS

SILICON CONTROLLED RECTIFIERS (SCRs) AND
TRIACS
(0.8 to 80 Amperes; 15 to 800 Volts)

Motorola's extensive line of thyristors consists of two generic component categories — SCRs and Triacs. Within each of these categories are two basic packaging divisions, plastic and metal — plastic for lowest cost and metal hermetically sealed packages for applications requiring highest reliability. Combined, these divisions include a large number of individual devices covering a forward-current range from 0.8 to 80 Amperes and a blocking voltage range from 15 to 800 Volts.

But the availability of devices for a wide range of current and voltage requirements doesn't begin to tell the whole story. For within the large selection of different series numbers are device families with characteristics designed for specifically designated applications. Here are some examples of preferred device families for the more high-volume applications, and for special unique purposes.

TABLE OF CONTENTS

	Page
THYRISTOR DEVICES	
SCRs in Plastic Packages (0.8 — 16 Amp)	4-98
Triacs in Plastic Packages (0.45 — 12 Amp).	4-99
SCRs in Metal Packages (1.6 — 35 Amp)	4-100
Triacs in Metal Packages (15 — 40 Amp)	4-101
Pulse Modulators in Metal Packages (80 Amp)	4-103
TRIGGER DEVICES	
Unijunction Transistors	4-104
Programmable Unijunction Transistors	4-105
Diac (3-Layer Diodes)	4-105
Silicon Bidirectional Switch	4-105
4-Layer Diodes	4-105
Silicon Unidirectional Switch	4-105

The following index reflects the devices characterized in this section. To locate the exact page number, see Catalog Index(Page 7-1).

INDEX

1N5159	2N2577	2N5061	2N6169
1N5160	2N2578	2N5062	2N6170
1N5758,A	2N2579	2N5063	2N6171
1N5759,A	2N2646	2N5064	2N6172
1N5760,A	2N2647	2N5164	2N6173
1N5761,A	2N2687	2N5165	2N6174
1N5762,A	2N2688	2N5166	2N6236
1N5779	2N2689	2N5167	2N6237
1N5780	2N2690	2N5168	2N6238
1N5781	2N3870	2N5169	2N6239
1N5782	2N3871	2N5170	2N6240
1N5783	2N3872	2N5171	2N6241
1N5784	2N3873	2N5431,JAN	2N6342,A
1N5785	2N3896	2N5441	2N6343,A
1N5786	2N3897	2N5442	2N6344,A
1N5787	2N3898	2N5443	2N6345,A
1N5788	2N3899	2N5444	2N6346,A
1N5789	2N3980	2N5445	2N6347,A
1N5790	2N4167	2N5446	2N6348,A
1N5791	2N4168	2N5567	2N6349,A
1N5792	2N4169	2N5568	2N6394
1N5793	2N4170	2N5569	2N6395
2N681	2N4171	2N5570	2N6396
2N682	2N4172	2N5571	2N6397
2N683	2N4173	2N5572	2N6398
2N684	2N4174	2N5573	2N6399
2N685	2N4183	2N5574	2N6400
2N686	2N4184	2N6027	2N6401
2N687	2N4185	2N6028	2N6402
2N688	2N4186	2N6068,A,B	2N6403
2N689	2N4187	2N6069,A,B	2N6404
2N690	2N4188	2N6070,A,B	2N6405
2N691	2N4189	2N6071,A,B	MAC10-1
2N692	2N4190	2N6072,A,B	MAC10-2
2N1595	2N4199,JAN	2N6073,A,B	MAC10-3
2N1596	2N4200,JAN	2N6074,A,B	MAC10-4
2N1597	2N4201,JAN	2N6075,A,B	MAC10-5
2N1598	2N4202,JAN	2N6116	MAC10-6
2N1599	2N4203,JAN	2N6117	MAC10-7
2N1842,A	2N4204,JAN	2N6118	MAC10-8
2N1843,A	2N4212	2N6145	MAC11-1
2N1844,A	2N4213	2N6146	MAC11-2
2N1845,A	2N4214	2N6147	MAC11-3
2N1846,A	2N4215	2N6151	MAC11-4
2N1847,A	2N4216	2N6152	MAC11-5
2N1848,A	2N4217	2N6153	MAC11-6
2N1849,A	2N4218	2N6154	MAC11-7
2N1850,A	2N4219	2N6155	MAC11-8
2N2322	2N4441	2N6156	MAC35-1
2N2323	2N4442	2N6157	MAC35-2
2N2324	2N4443	2N6158	MAC35-3
2N2325	2N4444	2N6159	MAC35-4
2N2326	2N4851	2N6160	MAC35-5
2N2327	2N4852	2N6161	MAC35-6
2N2328	2N4853	2N6162	MAC35-7
2N2329	2N4870	2N6163	MAC35-8
2N2573	2N4871	2N6164	MAC35-10
2N2574	2N4948	2N6165	MAC36-1
2N2575	2N4949	2N6167	MAC36-2
2N2576	2N5060	2N6168	MAC36-3






THYRISTOR DEVICES (continued)

MAC36-4	MAC5442	MCR107-2	MCR2305-8
MAC36-5	MAC5443	MCR107-3	MCR2305-10
MAC36-6	MAC5444	MCR107-4	MCR2604L-1
MAC36-7	MAC5445	MCR107-5	MCR2604L-2
MAC36-8	MAC5446	MCR107-6	MCR2604L-3
MAC36-8	MAC6400-80	MCR107-7	MCR2604L-4
MAC36-10	MAC6410-80	MCR107-8	MCR2604L-5
MAC37-1	MAC6420-80	MCR115	MCR2604L-6
MAC37-2	MBS4991	MCR120	MCR2604L-8
MAC37-3	MBS4992	MCR201	MCR2604L-10
MAC37-4	MCR80-5	MCR220-5	MCR3000-1
MAC37-5	MCR80-10	MCR220-7	MCR3000-2
MAC37-6	MCR80-20	MCR220-9	MCR3000-3
MAC37-7	MCR80-30	MCR221-5	MCR3000-4
MAC37-8	MCR80-40	MCR221-7	MCR3000-5
MAC37-10	MCR80-50	MCR221-9	MCR3000-6
MAC38-1	MCR80-60	MCR406-1	MCR3000-7
MAC38-2	MCR80-70	MCR406-2	MCR3000-8
MAC38-3	MCR80-80	MCR406-3	MCR3000-9
MAC38-4	MCR81-5	MCR406-4	MCR3000-10
MAC38-5	MCR81-10	MCR407-1	MCR3818-1
MAC38-6	MCR81-20	MCR407-2	MCR3818-3
MAC38-7	MCR81-30	MCR407-3	MCR3818-5
MAC38-8	MCR81-40	MCR407-4	MCR3818-7
MAC38-10	MCR81-50	MCR649AP-1	MCR3818-10
MAC92-1	MCR81-60	MCR649AP-2	MCR3918-1
MAC92-2	MCR81-70	MCR649AP-3	MCR3918-3
MAC92-3	MCR81-80	MCR649AP-4	MCR3918-5
MAC92-4	MCR82-5	MCR649AP-5	MCR3918-7
MAC92-5	MCR82-10	MCR649AP-6	MCR3918-10
MAC92-6	MCR82-20	MCR649AP-7	MCR3835-1
MAC92A-1	MCR82-30	MCR649-8	MCR3835-2
MAC92A-2	MCR82-40	MCR649-9	MCR3835-5
MAC92A-3	MCR82-50	MCR649-10	MCR3835-7
MAC92A-4	MCR82-60	MCR649-11	MCR3835-8
MAC92A-5	MCR82-70	MCR649AP-10	MCR3835-9
MAC92A-6	MCR82-80	MCR729-5	MCR3835-10
MAC220-2	MCR83-5	MCR729-6	MCR3935-1
MAC220-3	MCR83-10	MCR729-7	MCR3935-2
MAC220-5	MCR83-20	MCR729-8	MCR3935-5
MAC220-7	MCR83-30	MCR729-9	MCR3935-7
MAC220-9	MCR83-40	MCR729-10	MCR3935-8
MAC221-2	MCR83-50	MCR846-1	MCR3935-9
MAC221-3	MCR83-60	MCR846-2	MCR3935-10
MAC221-5	MCR83-70	MCR846-3	MPT20
MAC221-7	MCR83-80	MCR846-4	MPT28
MAC221-9	MCR101	MCR1718-5	MPT32
MAC40688	MCR102	MCR1718-6	MPU131
MAC40689	MCR103	MCR1718-7	MPU132
MAC40690	MCR104	MCR1718-8	MPU133
MAC40795	MCR106-1	MCR1906-1	MPU6027
MAC40796	MCR106-2	MCR1906-2	MPU6028
MAC40797	MCR106-3	MCR1906-3	MU10
MAC40798	MCR106-4	MCR1906-4	MU20
MAC40799	MCR106-5	MCR2305-1	MU2646
MAC40800	MCR106-6	MCR2305-2	MU4891
MAC40801	MCR106-7	MCR2305-3	MU4892
MAC4688	MCR106-8	MCR2305-4	MU4893
MAC4689	MCR106-9	MCR2305-5	MU4894
MAC4690	MCR106-10	MCR2305-6	MUS4987
MAC5441	MCR107-1		MUS4988

THYRISTORS in PLASTIC PACKAGES






Excellent reliability and low cost make Motorola plastic-packaged thyristors the preferred devices for high-volume, low and medium current applications. Batch-processed, high-impact plastic provides outstanding mechanical ruggedness while oxide or glass surface passivation protects each die against impurity contamination and moisture penetration for long-term electrical stability.

SCRs

ON-STATE (RMS) CURRENT									
0.8 AMP	4.0 AMP					8.0 AMP	12 AMP	16 AMP	
									
Case 29-02 TO-92 Style 10	Case 77-03 Style 2					Case 90-05 Style 1	Case 90-05 Style 1	Case 221-02 TO-220 AB Style 1	

V _{DRM} V _{RRM} Blocking Voltage (DC or peak) Volts	15 V	MCR101	--	--	--	--	--	--	--	--
	25 V	--	--	--	--	--	--	MCR3000-1	--	--
30 V	MCR102 2N5060	2N6236	MCR106-1	MCR107-1	MCR406-1	MCR407-1	--	--	--	--
50 V	--	2N6237	--	--	--	--	2N4441 MCR3000-2	2N6394	2N6400	--
60 V	MCR103 2N5061	--	MCR106-2	MCR107-2	MCR406-2	MCR407-2	--	--	--	--
100 V	MCR104 2N5062	2N6238	MCR106-3	MCR107-3	MCR406-3	MCR407-3	MCR3000-3	2N6395	2N6401	--
150 V	MCR115 2N5063	--	--	--	--	--	--	--	--	--
200 V	MCR120 2N5064	2N6239	MCR106-4	MCR107-4	MCR406-4	MCR407-4	2N4442 MCR3000-4	2N6396	2N6402	--
300 V	--	--	MCR106-5	MCR107-5	--	--	MCR3000-5	MCR220-5	MCR221-5	--
400 V	--	2N6240	MCR106-6	MCR107-6	--	--	2N4443 MCR3000-6	2N6397	2N6403	--
500 V	--	--	MCR106-7	MCR107-7	--	--	MCR3000-7	MCR220-7	MCR221-7	--
600 V	--	2N6241	MCR106-8	MCR107-8	--	--	2N4444 MCR3000-8	2N6398	2N6404	--
700 V	--	--	MCR106-9	--	--	--	MCR3000-9	MCR220-9	MCR221-9	--
800 V	--	--	MCR106-10	--	--	--	MCR3000-10	2N6399	2N6405	--
ELECTRICAL CHARACTERISTICS	I _{TSM} (Amp)	6.0	25	25	25	30	20	80	100	160
	I _{GT} @ 25°C (mA) Max	0.2	0.2	0.2	20	0.2	0.5	30	30	30
	V _{GT} @ 25°C (V) Max	0.8	0.8	1.0	1.5	0.8	1.0	1.5	1.5	1.5
	I _H @ 25°C (mA) Max	5.0	3.0	5.0	20	3.0	5.0	40	40	40

TRACS











ON-STATE (RMS) CURRENT										
		0.45 AMP	4.0 AMP		8.0 AMP	10 AMP		12 AMP		
										
		Case 29-02 TO-92 Style 12	Case 77-03 Style 5		Case 221-02 TO-220 AB Style 2	Case 90-05 Style 4		Case 221-02 TO-220 AB Style 2		
V _{DRM} Blocking Voltage (DC or Peak) Volts	25 V	—	2N6068	2N6068A	2N6068B	—	MAC11-1	MAC10-1	—	—
	30 V	MAC92-1 MAC92A-1*	—	—	—	—	—	—	—	—
	50 V	—	2N6069	2N6069A	2N6069B	MAC220-2 MAC221-2	MAC11-2	MAC10-2	—	—
	60 V	MAC92-2 MAC92A-2*	—	—	—	—	—	—	—	—
	100 V	MAC92-3 MAC92A-3*	2N6070	2N6070A	2N6070B	MAC220-3 MAC221-3	MAC11-3	MAC10-3	—	—
	200 V	MAC92-4 MAC92A-4*	2N6071	2N6071A	2N6071B	2N6342 2N6346	2N6154 MAC11-4	2N6151 MAC10-4	2N6342A	2N6346A
	300 V	MAC92-5 MAC92A-5*	2N6072	2N6072A	2N6072B	MAC220-5 MAC221-5	MAC11-5	MAC10-5	—	—
	400 V	MAC92-6 MAC92A-6*	2N6073	2N6073A	2N6073B	2N6343 2N6347	2N6155 MAC11-6	2N6152 MAC10-6	2N6343A	2N6347A
	500 V	—	2N6074	2N6074A	2N6074B	MAC220-7 MAC221-7	MAC11-7	MAC10-7	—	—
	600 V	—	2N6075	2N6075A	2N6075B	2N6344 2N6348	2N6156 MAC11-8	2N6153 MAC10-8	2N6344A	2N6348A
700 V	—	—	—	—	MAC220-9 MAC221-9	—	—	—	—	
800 V	—	—	—	—	2N6345 2N6349	—	—	2N6345A	2N6349A	
ELECTRICAL CHARACTERISTICS	I _{GT} @ 25°C (mA)	(Maximum)								
	MT2(+),G(+)	5.0	30	5.0	3.0	50	50	50	50	50
	MT2(+),G(-)	15*	—	5.0	3.0	75#	—	75	—	75
	MT2(-),G(-)	5.0	30	5.0	3.0	50	50	50	50	50
	MT2(-),G(+)	15*	—	10	5.0	75#	—	75	—	75
V _{GT} @ 25°C (V)	(Maximum)		@ -40°C	@ -40°C	@ -40°C					
MT2(+),G(+)	2.0	2.5	2.5	2.5	2.5	2.0	2.0	2.0	2.0	
MT2(+),G(-)	2.0*	—	2.5	2.5	2.5#	—	2.5	—	2.5	
MT2(-),G(-)	2.0	2.5	2.5	2.5	2.5	2.0	2.0	2.0	2.0	
MT2(-),G(+)	2.0*	—	2.5	2.5	2.5#	—	2.5	—	2.5	
I _{TSM} (Amp)	6.0	30	30	30	100	100	100	120	120	

*Denotes A Version

#Denotes 2N6346 thru 2N6349 and MAC221 Series only.

SCRs in METAL PACKAGES

For current handling requirements up to 80 Amperes, with up to 800-Volt blocking potential, Motorola metal packaged SCRs combine highest reliability with the design flexibility offered by a wide variety of package options. Pulse modulator SCRs provide pulse current capacity to 1000 Amperes for radar and similar applications.

		ON-STATE (RMS) CURRENT										
		0.5 AMP	1.6 AMP			8.0 AMP		16 AMP	20 AMP			
												
		Case 22-03 TO-18 Style 6	Case 79-02 TO-39 Style 3			Case 86 Style 1	Case 87L Style 1	Case 263-03 Style 1	Case 310-01 Style 1	Case 263-03 Style 1	Case 311-01 Style 1	
V _{DRM} V _{RRM} Blocking Voltage (DC or Peak) Volts	15 V	MCR201	-	-	-	-	-	-	-	-	-	
	25 V	-	-	2N2322	2N4212	MCR1906-1	2N4167 MCR2305-1	2N4183 MCR2604L-1	2N1842 2N1842A	MCR3818-1	MCR3918-1	-
	30 V	2N2687	-	-	-	-	-	-	-	-	-	
	50 V	-	2N1595	2N2323	2N4213	MCR1906-2	2N4168 MCR2305-2	2N4184 MCR2604L-2	2N1843 2N1843A	2N5164	2N5168	-
	60 V	2N2688	-	-	-	-	-	-	-	-	-	
	100 V	2N2689	2N1596	2N2324	2N4214	MCR1906-3	2N4169 MCR2305-3	2N4185 MCR2604L-3	2N1844 2N1844A	MCR3818-3	MCR3918-3	2N6167
	150 V	-	-	2N2325	2N4215	-	-	-	2N1845 2N1845A	-	-	-
	200 V	2N2690	2N1597	2N2326	2N4216	MCR1906-4	2N4170 MCR2305-4	2N4186 MCR2604L-4	2N1846 2N1846A	2N5165	2N5169	2N6168
	250 V	-	-	2N2327	2N4217	-	-	-	2N1847 2N1847A	-	-	-
	300 V	-	2N1598	2N2328	2N4218	-	2N4171 MCR2305-5	2N4187 MCR2604L-5	2N1848 2N1848A	MCR3818-5	MCR3918-5	-
	400 V	-	2N1599	2N2329	2N4219	-	2N4172 MCR2305-6	2N4188 MCR2604L-6	2N1849 2N1849A	2N5166	2N5170	2N6169
	500 V	-	-	-	-	-	2N4173	2N4189	2N1850 2N1850A	MCR3818-7	MCR3918-7	-
600 V	-	-	-	-	-	2N4174 MCR2305-8	2N4190 MCR2604L-8	-	2N5167	2N5171	2N6170	
700 V	-	-	-	-	-	-	-	-	-	-	-	
800 V	-	-	-	-	-	MCR2305-10	MCR2604L-10	-	MCR3818-10	MCR3918-10	-	
ELECTRICAL CHARACTERISTICS	I _{TSM} (Amp)	6.0	15	15	15	15	100	125	240	240	40	
	I _{GT} @ 25°C (mA) Max	0.2	10	0.2	0.1	1.0	30	80	40	40	40	
	V _{GT} @ 25°C (V) Max	1.0	3.0	0.8	0.8	1.0	1.5	2.0	1.5	1.5	1.5	
	I _H @ 25°C (mA) Max	2.0	5.0 Typ	2.0	3.0	5.0	30	-	50	50	50	

HIGH CURRENT SCRs in METAL PACKAGES

SCRs in METAL PACKAGES (continued)











ON-STATE (RMS) CURRENT					
25 AMP			35 AMP		
Case 54 Style 2	Case 61 TO-41 Style 1	Case 263-03 Style 1	Case 310-01 Style 1	Case 263-03 Style 1	Case 311-01 Style 1
—	—	—	—	—	—
MCR649AP-1	2N2573	2N681	MCR3835-1	MCR3935-1	—
—	—	—	—	—	—
MCR649AP-2	2N2574	2N682	MCR3835-2	MCR3935-2	—
—	—	—	—	—	—
MCR649AP-3	2N2575	2N683	2N3870	2N3896	2N6171
—	—	2N684	—	—	—
MCR649AP-4	2N2576	2N685	2N3871	2N3897	2N6172
—	—	2N686	—	—	—
MCR649AP-5	2N2577	2N687	MCR3835-5	MCR3935-5	—
MCR649AP-6	2N2578	2N688	2N3872	2N3898	2N6173
MCR649AP-7	2N2579	2N689	MCR3835-7	MCR3935-7	—
MCR649AP-8	MCR649-8	2N690	2N3873 MCR3835-8	2N3899 MCR3935-8	2N6174
MCR649AP-9	MCR649-9	2N691	MCR3835-9	MCR3935-9	—
MCR649AP-10	MCR649-10	2N692	MCR3835-10	MCR3935-10	—
260	260	200	←————— 350 —————→		
40	40	25	←————— 40 —————→		
3.5	3.5	3.0	←————— 1.6 —————→		
20 Typ	20 Typ	20 Typ	←————— 50 —————→		

ON-STATE RMS CURRENT			
80 AMP			
Case 287-01 Style 1	Case 288-01 Style 1	Case 291-01 Style 1	Case 285-01 Style 1

V _{DRM} V _{RRM} Blocking Voltage (Volts)	25 V	—	—	—	—
	50 V	MCR80-5	MCR81-5	MCR82-5	MCR83-5
	100 V	MCR80-10	MCR81-10	MCR82-10	MCR83-10
	200 V	MCR80-20	MCR81-20	MCR82-20	MCR83-20
	300 V	MCR80-30	MCR81-30	MCR82-30	MCR83-30
	400 V	MCR80-40	MCR81-40	MCR82-40	MCR83-40
	500 V	MCR80-50	MCR81-50	MCR82-50	MCR83-50
	600 V	MCR80-60	MCR81-60	MCR82-60	MCR83-60
	700 V	MCR80-70	MCR81-70	MCR82-70	MCR83-70
	800 V	MCR80-80	MCR81-80	MCR82-80	MCR83-80
ELECTRICAL CHARACTERISTICS	I _{TSM} (Amp)	1000	1000	1000	1000
	I _{GT} @ 25° C (mA) Max	70	70	70	70
	V _{GT} @ 25° C (V) Max	3.0	3.0	3.0	3.0
	I _H @ 25° C (mA) Max	70	70	70	70
	t _{gt} (μs) Typ	70	70	70	70
dv/dt (V/μs) Typ	100	100	100	100	

TRIACs in METAL PACKAGES

Hermetically sealed for highest reliability in control applications to 40 Amperes and voltage to 800 Volts. Wide variety of package options simplifies mechanical design.

		ON-STATE (RMS) CURRENT												
		10 AMP			15 AMP			25 AMP			30 AMP			
														
		Case 174-03 Style 3	Case 175-02 Style 3	Case 235-02 Style 2 Isolated	Case 174-03 Style 3	Case 175-02 Style 3	Case 235-02 Style 2 Isolated	Case 174-03 Style 3	Case 175-02 Style 3	Case 174-03 Style 3	Case 175-02 Style 3	Case 174-03 Style 3	Case 175-02 Style 3	
V _{ORM} Blocking Voltage (DC or Peak) Volts	25 V	-	-	-	-	-	-	MAC35-1	MAC37-1	MAC36-1	MAC38-1	-	-	
	50 V	-	-	-	-	-	-	MAC35-2	MAC37-2	MAC36-2	MAC38-2	-	-	
	100 V	-	-	-	-	-	-	MAC35-3	MAC37-3	MAC36-3	MAC38-3	-	-	
	200 V	2N5567	2N5569	MAC40799	2N5571	2N5573	2N6145	MAC35-4	MAC37-4	MAC36-4	MAC38-4	2N6157	2N6160	
	300 V	-	-	-	-	-	-	MAC35-5	MAC37-5	MAC36-5	MAC38-5	-	-	
	400 V	2N5568	2N5570	MAC40800	2N5572	2N5574	2N6146	MAC35-6	MAC37-6	MAC36-6	MAC38-6	2N6158	2N6161	
	500 V	-	-	-	-	-	-	MAC35-7	MAC37-7	MAC36-7	MAC38-7	-	-	
	600 V	MAC40795	MAC40796	MAC40801	MAC40797	MAC40798	2N6147	MAC35-8	MAC37-8	MAC36-8	MAC38-8	2N6159	2N6162	
800 V	-	-	-	-	-	-	MAC35-10	MAC37-10	MAC36-10	MAC38-10	-	-		
ELECTRICAL CHARACTERISTICS	Maximum	I _{GT@25°C} (mA)												
		MT2(+),G(+)	25	25	25	50	50	50	75	75	75	75	60	60
		MT2(+),G(-)	40	40	40	80	80	80	100	-	100	-	70	70
		MT2(-),G(-)	25	25	25	50	50	50	75	75	75	75	70	70
		MT2(-),G(+)	40	40	40	80	80	80	100	-	100	-	100	100
	Maximum	V _{GT@25°C} (V)												
		MT2(+),G(+)	2.5	2.5	2.5	2.5	2.5	2.5	3.0	3.0	3.0	3.0	2.0	2.0
		MT2(+),G(-)	2.5	2.5	2.5	2.5	2.5	2.5	3.0	-	3.0	-	2.1	2.1
		MT2(-),G(-)	2.5	2.5	2.5	2.5	2.5	2.5	3.0	3.0	3.0	3.0	2.1	2.1
		MT2(-),G(+)	2.5	2.5	2.5	2.5	2.5	2.5	3.0	-	3.0	-	2.5	2.5
	I _{TSM} (Amp)	100	100	100	100	100	100	225	225	225	225	250	250	

PULSE MODULATOR SCRs

These devices are especially designed for pulse modulator applications in radar and similar equipment.

THYRISTORS IN METAL PACKAGES (continued)

ON-STATE (RMS) CURRENT			
30 AMP		40 AMP	
Isolated Case 311-01 Style 1	Case 310-01 Style 1	Case 263-03 Style 1	Isolated Case 311-01 Style 1
-	-	-	-
-	-	-	-
-	-	-	-
2N6163	2N5441 MAC5441	2N5444 MAC5444	MAC40688 MAC4688
2N6164	2N5442 MAC5442	2N5445 MAC5445	MAC40689 MAC4689
2N6165	2N5443 MAC5443	2N5446 MAC5446	MAC40690 MAC4690
	MAC6400-80	MAC6410-80	MAC6420-80
60	70	70	70
70	70	70	70
70	70	70	70
100	100	100	100
2.0	2.0	2.0	2.0
2.1	2.0	2.0	2.0
2.1	2.0	2.0	2.0
2.5	2.5	2.5	2.5
250	300 2N5441 Ser. 200-MAC Ser.	300 2N5444 S. 200-MAC S.	300-MAC4068 Ser. 200-Rest

ON-STATE PULSE CURRENT				
100 AMP		1000 AMP		
Case 63-03 Style 1 TO-64		Case 263-03 Style 1		
V _{DRM} V _{RRM} Blocking Voltage (Volts)	25 V	-	MCR846-1	-
	50 V	-	MCR846-2	-
	100 V	-	MCR846-3	-
	200 V	-	MCR846-4	-
	300 V	2N4199 2N4199JAN	MCR729-5	MCR1718-5
	400 V	2N4200 2N4200JAN	MCR729-6	MCR1718-6
	500 V	2N4201 2N4201JAN	MCR729-7	MCR1718-7
	600 V	2N4202 2N4202JAN	MCR729-8	MCR1718-8
	700 V	2N4203 2N4203JAN	MCR729-9	-
	800 V	2N4204 2N4204JAN	MCR729-10	-
ELECTRICAL CHARACTERISTICS	I _{GT} @ 25°C (mA) Max	50	50	50
	V _{GT} @ 25°C (V) Max	1.5	1.5	1.5
	I _H @ 25°C (mA) Min Typ*	3.0	25*	15*
	t _{gt} (μs) Max Typ*	0.4*	0.5* 0.4*	-
	t _{off} (μs) Max Typ*	20	6* 15*†	20*
	dv/dt (V/μs) Max Typ*	250	50	100*

† Applies to MCR729 Series only.

TRIGGER DEVICES



UJT



PUT



SBS



SUS



DIAC



4-LAYER

Trigger devices come under a variety of different classifications, with somewhat differing characteristics —

- Unijunction Transistors
- Unidirectional Switches
- Bidirectional Switches
- Bilateral Triggers
- 4-Layer Diodes



the principal function of all of these is to act as trigger devices for SCR and Triac circuits. Motorola makes them all, and with sufficient breadth of specifications to meet any circuit requirement.

The variety of different trigger devices available complicates device selection. No specific type of trigger has a clear-cut advantage over all others. Hence, trigger selection is often very subjective, based on the designer's experience and familiarity. Nevertheless, some basic comparisons can be drawn that might simplify the job of trigger selection for designers who have not already formed specific preferences.

UNIUNCTION TRANSISTORS — UJT

Highly stable devices for general-purpose trigger applications and as pulse generators (oscillators) and timing circuits. Useful at frequencies ranging (generally) from 1 Hz to 1 MHz. Available in low-cost plastic package (TO-92) and in hermetically sealed metal package (Case 22A).

UNIUNCTION TRANSISTORS — (UJT)



Package	Device Type	η		I_p μA Max	I_{EB20} μA Max	I_V mA Min
		Min	Max			
Plastic Case 29-02 (TO-92) 	MU10	0.50	0.85	5.0	1.0	1.0
	2N4870	0.56	0.75	5.0	1.0	2.0
	2N4871	0.70	0.85	5.0	1.0	4.0
	MU2646	0.56	0.75	5.0	12	4.0
	MU4891	0.55	0.82	5.0	0.01	2.0
	MU4892	0.51	0.69	2.0		
	MU4893 MU4894	0.55 0.74	0.82 0.86	2.0 1.0		
Metal Case 22A-01 	MU20	0.56	0.85	2.0	0.2	1.0
	2N2646	0.56	0.75	5.0	12	4.0
	2N2647	0.68	0.82	2.0	0.2	8.0
	2N3980	0.68	0.82	2.0	0.01	1.0
	2N4851	0.56	0.75	2.0	0.1	2.0
	2N4852	0.70	0.85	2.0	0.1	4.0
	2N4853	0.70	0.85	0.4	0.05	6.0
	2N4948*	0.55	0.82	2.0	0.01	2.0
	2N4949*	0.74	0.86	1.0	0.01	2.0
	2N5431*	0.72	0.80	0.4	0.01	2.0

* Also available as JAN and JANTX devices

THYRISTOR DEVICES (continued)

TRIGGER DEVICES (Continued)

PROGRAMMABLE UNIUNION TRANSISTORS – (PUT)

Package	Device Type	I _p		I _{GAO} @40 V	I _v	
		R _G = 10 kΩ	R _G = 1.0 MΩ		R _G = 10 kΩ	R _G = 1.0 MΩ
		μA Max	nA Max	nA Max	μA Min	μA Max
Plastic Case 29-02 TO-92 	2N6027	5.0	2.0	10	70	50
	2N6028	1.0	0.15	↓	25	25
	MPU6027	5.0	2.0	↓	70	50
	MPU6028	1.0	0.15	↓	25	25
	MPU131	5.0	2.0	5.0	70	50
	MPU132	2.0	0.3	5.0	50	50
Metal Case 22-03 TO-18 	2N6116*	5.0	2.0	5.0	70	50
	2N6117*	2.0	0.3	5.0	50	50
	2N6118*	1.0	0.15	5.0	50	25


* Also available as JAN and JANTX devices

PROGRAMMABLE UNIUNION TRANSISTORS – PUT


Similar to UJTs, except that I_v, I_p and intrinsic standoff voltage are programmable (adjustable) by means of external voltage divider. This stabilizes circuit performance for variations in device parameters. General operating frequency range is from 0.01 Hz to 10 kHz, making them suitable for long-duration timer circuits. Two-package availability provides cost option.

Package	Device Type	V _S Volts Nom*		I _S μA Max	I _H mA Max
		Min	Max		


BILATERAL TRIGGERS – (DIACS)

Plastic Case 182-02 TO-92 	1N5758/MPT20	20 ± 4.0*		100	
	1N5759	24 ± 4.0*		100	
	1N5760/MPT28	28 ± 4.0*		100	
	1N5761/MPT32	32 ± 4.0*		100	
	1N5762	36 ± 4.0*		100	
	1N5758A	20 ± 2.0*		25	
	1N5759A	24 ± 2.0*		25	
	1N5760A	28 ± 2.0*		25	
	1N5761A	32 ± 2.0*		25	
	1N5762A	36 ± 2.0*		25	


SILICON BIDIRECTIONAL SWITCH – (SBS)

Plastic Case 29-02 TO-92 	MBS4991	6.0	10	500	1.5
	MBS4992	7.5	9.0	120	0.5

4-LAYER DIODES (I_F = 150 mAdc Max)

Glass Case 51 DO-7 Glass 	1N5159	9.0	11	50	20
	1N5160	10	12	↓	↓
	1N5779	11	13	↓	↓
	1N5780	12	14	↓	↓
	1N5781	13	15	↓	↓
	1N5782	8.0	10	100	50
	1N5783	9.0	11	↓	↓
	1N5784	10	12	↓	↓
	1N5785	11	13	↓	↓
	1N5786	12	14	↓	↓
	1N5787	13	15	↓	↓
	1N5788	8.0	10	↓	2.0
	1N5789	9.0	11	↓	↓
	1N5790	10	12	↓	↓
	1N5791	11	13	↓	↓
	1N5792	12	14	↓	↓
	1N5793	13	15	↓	↓

SILICON UNIDIRECTIONAL SWITCH – (SUS)

Plastic Case 29-02 TO-92 	MUS4987	6.0	10	500	1.5
	MUS4988	7.5	9.0	150	0.5

BILATERAL TRIGGERS – DIACS

Specifically designed as low-cost bidirectional triggers in line-operated Triac control circuits such as light dimmers, motor controls and temperature controls.

SILICON BIDIRECTIONAL SWITCH – SBS

Applications similar to Diac, but has gate electrode that permits synchronization.

4-LAYER DIODES

Small, axial-lead devices with stable, repeatable characteristics required for critical SCR trigger and pulse generator applications.

SILICON UNIDIRECTIONAL SWITCH – SUS

Similar to 4-Layer Diodes, but has gate electrode that permits synchronization.

10/10/2010

10/10/2010

10/10/2010

10/10/2010

10/10/2010

10/10/2010

10/10/2010

10/10/2010

10/10/2010

10/10/2010

10/10/2010



OPTOELECTRONICS

Optoelectronic devices are designed for use in computer, industrial and consumer equipment. Motorola's standard line of optoelectronic products include optical couplers, light emitters and light detectors. Compactness, reliability and compatibility with integrated circuits keynote light-emitting diode advantages — as well as perfect spectral matching in infrared (IR) units to silicon detectors. They emit infrared or visible light when forward biased. Motorola offers a variety of red and infrared, fast switching types for flexibility in package, performance and price.

TABLE OF CONTENTS

OPTICAL COUPLERS/ISOLATORS

Transistor Output	Page
Popular form of isolator that offers moderate speed (approximately 300 kHz), sensitivity and economy	4-109
Darlington Output	
Designed for use when high transfer ratios and increased output current capability are required. The speed, approximately 30 kHz, is slower than the transistor type but the transfer ratio can be as much as twenty times as high as the single transistor type	4-109
High-Speed Logic Coupler	
Gallium Arsenide LED optically coupled to a high-speed integrated detector intended for use as a digital inverter	4-109

LIGHT-EMITTING DIODES

Light-Emitting Diodes	
Wide variety of styles accommodate differing needs in color, viewing angle, package size, light-sensitivity and off-on contrast	4-110
Infrared-Emitting Diodes	
Gallium Arsenide devices emitting in the 900 nM (9000 Å) region. This wavelength is matched to the peak sensitivity of silicon detectors	4-111

SILICON PHOTO DETECTORS

Phototransistors	
One of the most popular detectors offers moderate sensitivity and medium speed (approximately 2.0 μ s response time)	4-112
Photodiodes	
Ideal for detection systems where response times on the order of 1.0 ns are required. Although output levels are low, they can easily be amplified to provide working signal levels	4-112
Darlington	
These devices provide a higher degree of sensitivity for those areas that demand the extreme in this parameter	4-112

OPTOELECTRONICS (Continued)

The following index reflects the devices characterized in this section. To locate the exact page number, see Catalog Index (Page 7-1).

DEVICE INDEX

1N5909
1N5910
1N5911
1N5912
2N5777
2N5778
2N5779
2N5780
4N25
4N25A
4N26
4N27
4N28
4N29
4N29A
4N30
4N31
4N32
4N32A
4N33
4N35
4N36
4N37
4N38


4N38A
MLED50
MLED55
MLED60
MLED90
MLED92
MLED440
MLED445
MLED500
MLED600
MLED640
MLED655
MLED660
MLED900
MLED910
MLED930
MOC119
MOC1005
MOC1006
MOC3000
MOC3001
MOC3002
MOC3003
MOC5000

MOC5001
MOC8030
MOC8050
MRD14B
MRD120
MRD121
MRD150
MRD300
MRD310
MRD360
MRD370
MRD450
MRD500
MRD510
MRD601
MRD602
MRD603
MRD604
MRD810
MRD3050
MRD3051
MRD3055
MRD3056

OPTICAL COUPLERS/ISOLATORS

Couplers are designed to provide isolation protection from high-voltage transients, surge voltage or low level noise that would otherwise damage the input or generate erroneous information. They allow interfacing systems of different logic levels, different grounds, etc., that would otherwise be incompatible. Motorola offers a variety of standard isolation voltages from transients protection of 500 to 5000 Volts minimum.

Motorola also offers a wide array of standard devices that have a wide range of specifications (including the first series of DIP transistors and darlington couplers to achieve JEDEC registration: transistors — 4N25 thru 4N28/darlington — 4N29 thru 4N33).



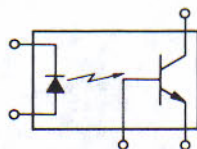
CASE 673-04

Actual Size



The **Transistor Coupler** is probably the most popular form of isolator since it offers moderate speed (approximately 300 kHz), sensitivity and economy. In addition, the collector-base junction can be used as a photo diode to achieve higher speeds. The output in the diode mode is lower, requiring amplification for more usable output levels.

For High Speed, Moderate Efficiency



Transistor Output

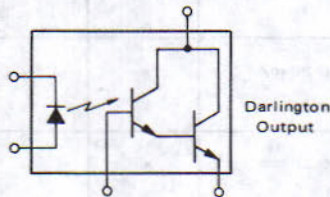
Device Type	Isolation* Voltage Volts Min	DC Current Transfer Ratio % Min	BV _{CEO} Volts Min	Collector Output Current @I _F = 10 mA Typ mA
4N28	500	10	30	2.0
4N26	1500	20	30	3.5
4N27	1500	10	30	2.0
4N38	1500	20	80	3.5
4N37	1500	100	30	2.0
4N36	2500	100	30	2.0
4N25	2500	20	30	3.5
4N25A**	2500	20	30	3.5
4N38A**	2500	20	80	3.5
4N35	3550	100	30	2.0
MOC1005	5000	20	30	5.0
MOC1006	5000	10	30	3.0

*AC peak voltage — one full sine wave 60 Hz.

**Underwriter Laboratory Recognition

The **Darlington Transistor Coupler** is used when high transfer ratios and increased output current capability are needed. The speed, approximately 30 kHz, is slower than the transistor type but the transfer ratio can be as much as twenty times as high as the single transistor type.

For High Efficiency, Moderate Speed



Darlington Output

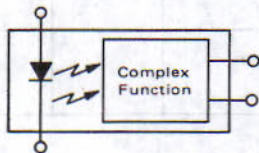
Device Type	Isolation* Voltage Volts Min	DC Current Transfer Ratio % Min	V_{CE0} Volts Min	Collector Output Current @ $I_F = 10$ mA Typ mA
4N30 (MOC1200)	1500	100		30
4N31	1500	50	30	10
4N33	1500	500	30	60
MOC119	1500	300	30	45
MOC8030	1500	300	80	45
MOC8050	1500	500	80	60
4N29	2500	100	30	30
4N29A**	2500	100	30	30
4N32	2500	500	30	60
4N32A**	2500	500	30	60

*AC peak voltage — one full sine wave 60 Hz.

**Underwriter Laboratory Recognition.

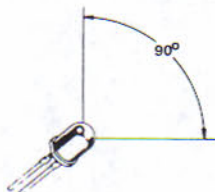
Complex Functions

As the areas of application for couplers grow, more complicated output functions will be required. Higher speeds, lower drive, more current output devices are already beginning to make their appearance on the marketplace. (Motorola now offers a high-speed function and is developing a new TRIAC Driver/Bilateral Switch function). These new functions will offer the designer even more flexibility and opportunities for creative design.



Device Type	Isolation Voltage Volts Min	Switching Times		Off Output Current μ A Max
		t_{on} ns Typ	t_{off} ns Typ	
Hi-Speed				
MOC5001	500	300	650	100
MOC5000	1500	250	400	100
Triac Driver/ Bilateral Switch		LED Trigger Current $I_F(TH)$ Typ mA		Output Saturation Current $I(sat)$ Typ mA
MOC3000	5000	5.0		80
MOC3001	5000	5.0		45
MOC3002	5000	5.0		80
MOC3003	5000	5.0		45















VISIBLE LIGHT-EMITTING DIODES



Motorola visible emitters are available for use in panel and circuit condition indicators, light modulators, and film annotation.

Peak Emission Wavelength = 660 nm (Typ)
Forward Voltage @ 20 mA = 1.6 V (Typ) (Except as noted)

Viewing Angle — Angle at which intensity is 50% of maximum on axis intensity.

Package	Device Type (Lens Type)	Viewing Angle α	Instantaneous Axial Luminous Intensity Typ mcd	Mounting	
				Panel	Circuit Board
 Case 279-01 Plastic  Actual Size	1N5911 (Note 1,2,3) (Formerly MLED750) (Diffusing Green)	90°	0.3 @ 25 mA	x	
	1N5912 (Note 1,2,4) (Formerly MLED850) (Visible Yellow)	90°	0.3 @ 25 mA	x	
 Case 171(2) Plastic  Actual Size	MLED600 (Clear Red)	30°	3.0 @ 20 mA	x	x
 Case 234-02 Plastic  Actual Size	MLED50 (Clear)	70°	1.0 @ 20 mA	x	x
	MLED55 (Diffusing Red)	100°	0.6 @ 20 mA	x	x
 Case 279-01 Plastic  Actual Size	MLED640 (Milky White)	90°	2.0 @ 20 mA	x	
	MLED655 (Diffusing Red) General Purpose	90°	2.0 @ 20 mA	x	
	MLED660 (Diffusing Red) High Current	90°	1.5 @ 20 mA	x	
 Case 292-01 Plastic  Actual Size	MLED440 (Visible Red)	90°	0.3 @ 20 mA	x	
	MLED445 (Clear)	40°	0.8 @ 20 mA	x	
	1N5909 (Formerly MLED455) (Diffusing Red)	75°	1.2 @ 20 mA	x	
 Case 279-01 Plastic  Actual Size	1N5910 (Formerly MLED650) (Diffusing Red) Wide Viewing	140°	0.8 @ 20 mA	X	
 Case 29-02 Plastic  Actual Size	MLED500 (Diffusing Red)	110°	0.3 @ 20 mA		x

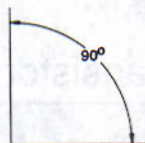
- Notes: 1. Indicates JEDEC Registered Data
2. Forward Voltage @ 25 mA = 2.1 V (Typ)
3. Peak Emission Wavelength = 560 nm (Typ)
4. Peak Emission Wavelength = 575 nm (Typ)

INFRARED-EMITTING DIODES






Infrared (900 nm) gallium arsenide emitters are available from Motorola for use in light modulators, shaft or position encoders, punched card and tape readers, optical switching and logic circuits. They are spectrally matched for use with silicon detectors.

Peak Emission Wavelength = 900 nm (Typ)

Forward Voltage @ 50 mA = 1.2 (Typ)



Emission Angle — Angle at which I_R emission is 50% of maximum intensity.




Package	Device Type	Emission Angle α	Instantaneous Power Output Typ μ W	Mounting	
				Panel	Circuit Board
 Case 81A-01 Metal	MLED910	30°	150 @ 50 mA		x
 Case 209-01 Metal	MLED930	30°	650 @ 100 mA	x	
 Case 171 (2) Plastic	MLED900	30°	550 @ 50 mA	x	x
 Case 234-02 Clear Plastic	MLED60 MLED90	65° 65°	550 @ 50 mA 350 @ 50 mA	x x	x x
 Case 29-02 Plastic	MLED92	110°	650 @ 100 mA	x	x

PHOTODETECTORS









A variety of silicon photodetectors are available for a wide range of light detecting applications. Devices are available in packages offering choices of viewing angle and size in either low cost, economical, plastic cases or rugged, hermetic, metal cans. Advantages over phototubes are high sensitivity, good temperature stability, and proven silicon reliability. Applications include card and tape readers, pattern and character recognition, shaft encoders, position sensors, counters, and others. Maximum sensitivity occurs at approximately 800 nm.

Phototransistors

Phototransistors are used where moderate sensitivity and medium speed (2.0 μ s) are required.




Package	Type Number	Light Current @ H		BV _{CEO} Volts Min	Dark Current @ V _{CC} Volts	
		Typ mA	mW/cm ²		nA Max	
 Case 210-01 Metal	MRD810	4.0	5.0	35	50	20
 Case 81A-01 Metal	MRD604	8.5	20	50	25	30
	MRD603	6.0	20	50	25	30
	MRD602	3.5	20	50	25	30
	MRD601	1.5	20	50	25	30
 Case 82-01 Metal	MRD310	2.5	5.0	50	25	20
	MRD300	7.5	5.0	50	25	20

Phototransistors (continued)

Package	Type Number	Light Current @ H		BV _{CEO} Volts Min	Dark Current @ V _{CC}		
		Typ mA	mW/cm ²		nA Max	Volts	
 Case 82-01 Metal	Actual Size 	MRD3054	1.2	5.0	30	100	20
		MRD3056	2.5	5.0	30	100	20
		MRD3055	1.8	5.0	30	100	20
		MRD3051	0.2	5.0	30	100	20
		MRD3050	0.2	5.0	30	100	20
		MRD3052	0.25	5.0	30	100	20
		MRD3053	0.5	5.0	30	100	20
 Case 279-01 Plastic	Actual Size 	MRD120	0.7	1.0	40	100	20
		MRD121	0.25	1.0	40	100	20
 Case 173 Clear Plastic	Actual Size 	MRD150	0.45	5.0	40	100	20
 Case 171-01 Plastic	Actual Size 	MRD450	4.0	5.0	40	100	20





Photodiodes

Photodiodes are used where high speed is required (1.0 ns).

Package	Type Number	Light Current @ H		BV _R Volts Min	Dark Current @ V _{CC}		
		Typ μ A	mW/cm ²		nA Max	Volts	
 Case 209-01 Metal Convex Lens	Actual Size 	MRD500	9.0	5.0	100	2.0	20
 Case 210-01 Metal Flat Lens		MRD510	2.0	5.0	100	2.0	20

Photodarlington

Photodarlington are used where maximum sensitivity is required with typical rise and fall times of 50 μ s.

Package	Type Number	Light Current @ H		BV _{CEO} Volts Min	Dark Current @ V _{CC}		
		Typ mA	mW/cm ²		nA Max	Volts	
 Case 82-01 Metal	Actual Size 	MRD360	20	0.5	40	100	10
		MRD370	10	0.5	40	100	10
 Case 29-01 Plastic	Actual Size 	2N5780	8.0	2.0	40	100	12
		2N5779	8.0	2.0	25	100	12
		2N5778	4.0	2.0	40	100	12
		2N5777	4.0	2.0	25	100	12
		MRD14B	2.0	2.0	12	100	12



CHIPS

Motorola has made available to the hybrid circuit manufacturer, in chip form, virtually all of the thousands of discrete and integrated circuit devices in its standard product catalog. For more detailed information on these chips, including testing, visual inspection, packaging, size, geometry, and metallization, contact your nearest Motorola representative or distributor.



1945

DEVICES FOR MILITARY



APPLICATIONS

The following tables list devices that appear in QPL-19500 (Qualified Products List) as of 16 September 1975 and are available in the JAN, JANTX, and JANTXV versions as specified. Check with your local Motorola sales office or franchised distributor for current qualification status and availability.

1N...Device Numbers

ASSEMBLIES DIODES

Reference
Zener
Current Regulator
Voltage Regulator

RECTIFIERS

SILICON ZENER DIODES $\pm 5\%$ SERIES

MIL-S-19500/127

1N746A JAN,JTX,JTXV thru 1N759A JAN,JTX,JTXV

MIL-S-19500/117

1N962B JAN,JTX,JTXV thru 1N992B JAN,JTX,JTXV

*MIL-S-19500/114

1N2804B JAN,JTX thru 1N2811B JAN,JTX

1N2813B JAN,JTX

1N2814B JAN,JTX

1N2816B JAN,JTX

1N2818B JAN,JTX thru 1N2820B JAN,JTX

1N2822B JAN,JTX thru 1N2827B JAN,JTX

1N2829B JAN,JTX

1N2831B JAN,JTX thru 1N2838B JAN,JTX

1N2840B JAN,JTX thru 1N2846 JAN,JTX

*MIL-S-19500/124

1N2970B JAN,JTX thru 1N2977B JAN,JTX

1N2979B JAN,JTX

1N2980B JAN,JTX

1N2982B JAN,JTX

1N2984B JAN,JTX thru 1N2986B JAN,JTX

1N2988B JAN,JTX thru 1N2993B JAN,JTX

1N2995B JAN,JTX

1N2997B JAN,JTX

1N2999B JAN,JTX thru 1N3005B JAN,JTX

1N3007B JAN,JTX thru 1N3009B JAN,JTX

1N3011B JAN,JTX

1N3012B JAN,JTX

1N3014B JAN,JTX

1N3015B JAN,JTX

MIL-S-19500/115

1N3016B JAN,JTX,JTXV thru 1N3051B JAN,JTX,JTXV

SILICON ZENER DIODES $\pm 5\%$ SERIES (continued)

*MIL-S-19500/358

1N3305B JAN,JTX thru 1N3312B JAN,JTX

1N3314B JAN,JTX

1N3315B JAN,JTX

1N3317B JAN,JTX

1N3319B JAN,JTX thru 1N3321B JAN,JTX

1N3323B JAN,JTX thru 1N3328B JAN,JTX

1N3330B JAN,JTX

1N3332B JAN,JTX

1N3334B JAN,JTX thru 1N3340B JAN,JTX

1N3342B JAN,JTX thru 1N3344B JAN,JTX

1N3346B JAN,JTX

1N3347B JAN,JTX

1N3349B JAN,JTX

1N3350B JAN,JTX

MIL-S-19500/115

1N3821A JAN,JTX,JTXV thru 1N3828A JAN,JTX,JTXV

**MIL-S-19500/272

1N3993A JAN,JTX thru 1N4000A JAN,JTX

MIL-S-19500/435

1N4099 JAN,JTX,JTXV thru 1N4135 JAN,JTX,JTXV

MIL-S-19500/127

1N4370A JAN,JTX,JTXV thru 1N4372A JAN,JTX,JTXV

*MIL-S-19500/358

1N4549B JAN,JTX thru 1N4554B JAN,JTX

MIL-S-19500/435

1N4614 JAN,JTX,JTXV thru 1N4627 JAN,JTX,JTXV

MIL-S-19500/73

1N4557B RB,JAN,JTX thru 1N4562B JAN,JTX

VOLTAGE REGULATORS

MIL-S-19500/437

1N5519B JAN,JANTX thru 1N5545B JAN,JANTX

SEE POPULAR PRO-ELECTRON
DEVICES TYPES
SECTION 8

DEVICES FOR MILITARY APPLICATIONS (continued)

1N... DEVICE NUMBERS (continued)



CURRENT REGULATORS

MIL-S-19500/463

1N5285 JAN,JTX,JTXV	1N5300 JAN,JTX,JTXV
1N5286 JAN,JTX,JTXV	1N5301 JAN,JTX,JTXV
1N5287 JAN,JTX,JTXV	1N5302 JAN,JTX,JTXV
1N5288 JAN,JTX,JTXV	1N5303 JAN,JTX,JTXV
1N5289 JAN,JTX,JTXV	1N5304 JAN,JTX,JTXV
1N5290 JAN,JTX,JTXV	1N5305 JAN,JTX,JTXV
1N5291 JAN,JTX,JTXV	1N5306 JAN,JTX,JTXV
1N5292 JAN,JTX,JTXV	1N5307 JAN,JTX,JTXV
1N5293 JAN,JTX,JTXV	1N5308 JAN,JTX,JTXV
1N5294 JAN,JTX,JTXV	1N5309 JAN,JTX,JTXV
1N5295 JAN,JTX,JTXV	1N5310 JAN,JTX,JTXV
1N5296 JAN,JTX,JTXV	1N5311 JAN,JTX,JTXV
1N5297 JAN,JTX,JTXV	1N5312 JAN,JTX,JTXV
1N5298 JAN,JTX,JTXV	1N5313 JAN,JTX,JTXV
1N5299 JAN,JTX,JTXV	1N5314 JAN,JTX,JTXV

TC REFERENCE DIODES

MIL-S-19500

1N429 JAN	/299
1N821 JAN,JTX,JTXV	/159
1N823 JAN,JTX,JTXV	/159
1N825 JAN,JTX,JTXV	/159
1N827 JAN,JTX,JTXV	/159
1N829 JAN,JTX,JTXV	/159
1N935B JAN,JTX,JTXV	/156
1N937B JAN,JTX,JTXV	/156
1N938B JAN,JTX,JTXV	/156
1N939B JAN,JTX,JTXV	/156
1N941B JAN,JTX	/157
1N943B JAN,JTX	/157
1N944B JAN,JTX	/157
1N945B JAN,JTX	/157
1N3154 JAN,JTX	/158
1N3155 JAN,JTX	/158
1N3156 JAN,JTX	/158
1N3157 JAN,JTX	/158
1N4565A JAN,JTX,JTXV thru	/452
1N4574A JAN,JTX,JTXV	

DIODE ASSEMBLIES

MIL-S-19500

1N1530A JAN	/320
1N1742A JAN	/298

RECTIFIERS

MIL-S-19500/304

1N3890 JAN,JTX,JTXV
1N3890R JAN,JTX,JTXV
1N3891 JAN,JTX,JTXV
1N3891R JAN,JTX,JTXV
1N3893 JAN,JTX,JTXV
1N3893R JAN,JTX,JTXV

MIL-S-19500/308

1N3910R JAN,JTX
1N3911R JAN,JTX
1N3912R JAN,JTX
1N3913R JAN,JTX

2N... Device Numbers

TRANSISTORS

Field Effect, High Frequency,
Multiple Device, Power, RF Power,
Switching and Unijunction

THYRISTORS

The following tables list devices that appear in QPL-19500 (Qualified Products List) as of 16 September 1975 and are available in the JAN, JANTX, and JANTXV versions as specified. Check with your local Motorola sales office or franchised distributor for current qualification status and availability.

SWITCHING AND HIGH FREQUENCY TRANSISTORS

MIL-S-19500

2N499 JAN	/72	2N3250A JAN,JTX,JTXV	/323
2N499A JAN	/72	2N3251A JAN,JTX,JTXV	/323
2N502A JAN	/112	2N3253 JAN	/347
2N502B JAN	/112	2N3253S JAN	/347
2N703 JAN	/153	2N3444 JAN	/347
2N705 JAN	/86	2N3444S JAN	/347
2N706 JAN	/120	2N3449 JAN	/338
2N708 JAN,JTX	/312	2N3467 JAN,JTX,JTXV	/348
2N718A JAN,JTX,JTXV	/181	2N3468 JAN,JTX,JTXV	/348
2N869A JAN,JTX	/283	2N3485A JAN,JTX	/392
2N914 JAN,JTX	/373	2N3486A JAN,JTX	/392
2N916 JAN	/271	2N3498 JAN,JTX,JTXV	/366
2N929 JAN,JTX	/253	2N3499 JAN,JTX,JTXV	/366
2N930 JAN,JTX	/253	2N3500 JAN,JTX,JTXV	/366
2N962 JAN	/258	2N3501 JAN,JTX,JTXV	/366
2N964 JAN	/258	2N3506 JAN,JTX,JTXV	/349
2N1132 JAN	/177	2N3507 JAN,JTX,JTXV	/349
2N1613 JAN,JTX,JTXV	/181	2N3634 JAN,JTX,JTXV	/357
2N2218 JAN,JTX,JTXV	/251	2N3635 JAN,JTX,JTXV	/357
2N2218A JAN,JTX,JTXV	/251	2N3636 JAN,JTX,JTXV	/357
2N2219 JAN,JTX,JTXV	/251	2N3637 JAN,JTX,JTXV	/357
2N2219A JAN,JTX,JTXV	/251	2N3743 JAN,JTX,JTXV	/397
2N2221 JAN,JTX,JTXV	/255	2N3762 JAN,JTX,JTXV	/396
2N2221A JAN,JTX,JTXV	/255	2N3763 JAN,JTX,JTXV	/396
2N2222 JAN,JTX,JTXV	/255	2N3764 JAN,JTX,JTXV	/396
2N2222A JAN,JTX,JTXV	/255	2N3765 JAN,JTX,JTXV	/396
2N2369A JAN,JTX,JTXV	/317	2N3959 JAN,JTX	/399
2N2481 JAN,JTX	/268	2N3960 JAN,JTX	/399
2N2857 JAN,JTX,JTXV	/343	2N4405 JAN,JTX	/448
2N2905 JAN,JTX,JTXV	/290	2N4449 JAN,JTX,JTXV	/317
2N2905A JAN,JTX,JTXV	/290	2N4453 JAN,JTX	/283
2N2906 JAN,JTX,JTXV	/291	2N4930 JAN,JTX,JTXV	/397
2N2906A JAN,JTX,JTXV	/291	2N4931 JAN,JTX,JTXV	/397
2N2907 JAN,JTX,JTXV	/291	2N5581 JAN,JTX	/423
2N2907A JAN,JTX,JTXV	/291	2N5582 JAN,JTX	/423
2N3013 JAN,JTX	/287	2N6365 JAN	/471
		2N6365A JAN	/471

POWER TRANSISTORS

MIL-S-19500

2N3715 JAN,JTX,JTXV	/408	2N3868 JAN,JTX,JTXV	/350
2N3716 JAN,JTX,JTXV	/408	2N3902 JAN,JTX	/371
2N3739 JAN,JTX	/402	2N4399 JAN,JTX,JTXV	/433
2N3740 JAN,JTX,JTXV	/441	2N5302 JAN,JTX	/456
2N3741 JAN,JTX,JTXV	/441	2N5303 JAN,JTX	/456
2N3791 JAN,JTX,JTXV	/379	2N5685 JAN,JTX,JTXV	/464
2N3792 JAN,JTX,JTXV	/379	2N5686 JAN,JTX,JTXV	/464
2N3867 JAN,JTX,JTXV	/350	2N5745 JAN,JTX,JTXV	/433

DEVICES FOR MILITARY APPLICATIONS (continued)

2N... DEVICE NUMBERS (continued)

SILICON CONTROLLED RECTIFIERS

MIL-S-19500

2N4199 JAN	/372
2N4200 JAN	/372
2N4201 JAN	/372
2N4202 JAN	/372
2N4203 JAN	/372
2N4204 JAN	/372

MULTIPLE DEVICES

MIL-S-19500

2N2060 JAN,JTX,JTXV	/270
2N3810 JAN,JTX,JTXV	/336
2N3811 JAN,JTX,JTXV	/336
2N4854 JAN,JTX,JTXV	/421
2N5793,94 JAN,JTX	/495

UNIUNCTION

MIL-S-19500

2N4948 JAN,JTX	/388
2N4949 JAN,JTX	/388
2N5431 JAN,JTX	/425
2N6116 JAN,JTX	/493
2N6117 JAN,JTX	/493
2N6118 JAN,JTX	/493

FIELD-EFFECT TRANSISTORS

MIL-S-19500

2N3330 JAN,JTX	/378
2N3821 JAN,JTX	/375
2N3822 JAN,JTX	/375
2N3823 JAN,JTX	/375
2N4856,59 JAN,JTX	/385

RF POWER TRANSISTORS

MIL-S-19500

2N918 JAN,JTX,JTXV	/301
2N1142 JAN	/87
2N1195 JAN	/71
2N2273 JAN	/244
2N3127 JAN	/346
2N3375 JAN,JTX,JTXV	/341
2N3553 JAN,JTX,JTXV	/341
2N3866 JAN,JTX,JTXV	/398
2N3866A JAN,JTX,JTXV	/398

The following tables list devices which are in the process of qualification for listing in QPL-19500 as of 16 September 1975. Check with your local Motorola sales office or franchised distributor for current qualification status and availability.

POWER TRANSISTORS

MIL-S-19500

2N3439,40 JAN,JTX	/368
2N5664,65 JAN,JTX,JTXV	/455
2N5683,84 JAN,JTX	/466
2N6051,52 JAN,JTX,JTXV	/501
2N6058,59 JAN,JTX,JTXV	/503
2N6306,08 JAN,JTX	/498

SWITCHING AND HIGH FREQUENCY TRANSISTORS

MIL-S-19500

2N3019 JAN,JTX	/391
2N3700 JAN,JTX	/391
2N3735,37 JAN,JTX,JTXV	/395
2N4957 JAN,JTX	/426
2N5109 JAN,JTX	/453

MULTIPLE DEVICES

MIL-S-19500

2N5795,96 JAN,JTX,JTXV	/496
------------------------	------

FIELD-EFFECT TRANSISTORS

MIL-S-19500

2N4092 JAN,JTX	/431
2N4093 JAN,JTX	/431
2N4416A JAN,JTX,JTXV	/428
2N4857,58,60,61 JAN,JTX	/385

INTEGRATED CIRCUITS

A typical military part number consists of the JAN prefix, the general specification number, the detail specification number, and a coded part number.

PART NUMBER DESCRIPTION

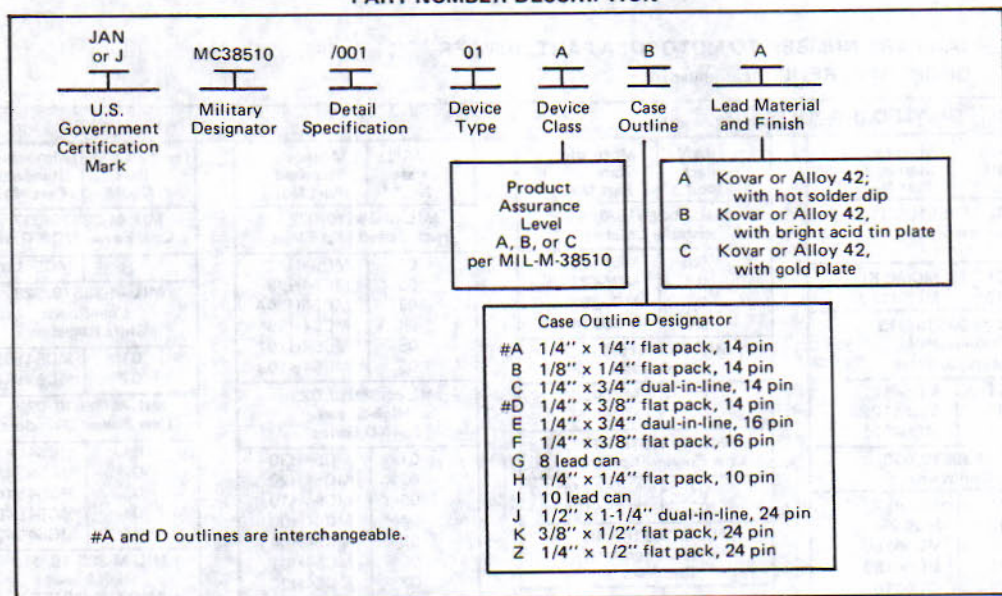


TABLE I — JAN PART NUMBER TO MOTOROLA PART NUMBER CROSS REFERENCE

Contact your local Motorola sales office or franchised distributor for current qualification status and availability.

MTTL INTEGRATED CIRCUITS							
JAN Part No.**	Motorola Standard Part No.	JAN Part No.**	Motorola Standard Part No.	JAN Part No.**	Motorola Standard Part No.		
MIL-M-38510/001 NAND Gates		MIL-M-38510/003 NAND Buffers		MIL-M-38510/006 Binary Full Adders			
01	MC5430	01	MC5440	01	MC15482		
02	MC5420	02	MC5437	02	MC5483		
03	MC5410	03	MC5438	03	MC9304		
04	MC5400	MIL-M-38510/004 NOR Gates		MIL-M-38510/007 Exclusive OR Gate			
05	MC5404			01	MC5486		
06	MC5412	01	MC5402	MIL-M-38510/008 Hex Buffers/Drivers			
07	MC5401	02	MC5423				
08	MC5405	03	MC5425	01	MC5406		
09	MC5403	04	MC5427	02	MC5416		
MIL-M-38510/002 Flip-Flops		MIL-M-38510/005 AND-OR-INVERT Gates		03	MC5407		
				04	MC5417		
01	MC5472	01	MC5450	04	MC5417		
02	MC5473	02	MC5451	05	MC5426		
03	MC54107	03	MC5453	MIL-M-38510/010 Decoders			
04	MC5476	04	MC5454				
05	MC5474					01	MC5442
06	MC5470					02	MC5443
07	MC5479					03	MC5444
				04	MC5445		
				05	MC54145		
				06	MC5446		
				07	MC5447		
				08	MC5448		
				09	MC5449		

**JAN type number must be completed as shown in the Part Number Description.

TABLE I - JAN PART NUMBER TO MOTOROLA PART NUMBER
 CROSS REFERENCE (continued)

MTTL INTEGRATED CIRCUITS (continued)							
JAN Part No.**	Motorola Standard Part No.	JAN Part No.**	Motorola Standard Part No.	JAN Part No.**	Motorola Standard Part No.	JAN Part No.**	Motorola Standard Part No.
MIL-M-38510/011 Arithmetic Logic Unit		MIL-M-38510/015 Bistable Latches		MIL-M-38510/022 High-Speed Flip-Flops		MIL-M-38510/027 Low-Power NOR Gate	
01	MC54181	01	MC5475	01	MC54H72	01	MC54L02*
02	MC54182	02	MC5477	02	MC54H73	MIL-M-38510/028 Low-Power Shift Registers	
MIL-M-38510/012 Monostable Multivibrators		03	MC9308	03	MC54H74A	01	MC54L95*
01	MC54121	04	MC9314	04	MC54H76	02	MC54L164*
02	MC54122	MIL-M-38510/016 AND Gates		05	MC54H101	MIL-M-38510/029 Low-Power Decoders	
03	MC54123	01	MC5408	06	MC54H103	01	MC54L42*
MIL-M-38510/013 Counters		02	MC5409	MIL-M-38510/023 High-Speed NAND Gates		02	MC54L43*
01	MC5492	MIL-M-38510/017 Low-Power Flip-Flops		01	MC54H30	03	MC54L44*
02	MC5493	01	MC54174	02	MC54H20	04	MC54L46*
03	MC54160	02	MC54175	03	MC54H10	05	MC54L47*
04	MC54163	MIL-M-38510/019 Parity Generators/Checkers		04	MC54H00	MIL-M-38510/040 High-Speed AND-OR-INVERT Gates	
05	MC54162	01	MC54180	05	MC54H04	01	MC54H50
06	MC54161	MIL-M-38510/020 Low-Power NAND Gates		06	MC54H01	02	MC54H51
07	MC5490	01	MC54L30*	MIL-M-38510/024 High-Speed NAND Buffer		03	MC54H53
08	MC54192	02	MC54L20*	01	MC54H40	04	MC54H54
09	MC54193	03	MC54L10*	MIL-M-38510/025 Counters		05	MC54H55
MIL-M-38510/014 Data Selectors/Multiplexers		04	MC54L00*	01	MC54L90*	MIL-M-38510/041 Low-Power AND-OR-INVERT Gates	
01	MC54150	05	MC54L04*	02	MC54L93*	01	MC54L51*
02	MC9312	06	MC54L03*	MIL-M-38510/026 Low-Power Exclusive OR Gate		02	MC54L54*
03	MC54153	MIL-M-38510/021 Low-Power Flip-Flops		01	MC54L86*	03	MC54L55*
04	MC9309	01	MC54L71*	MIL-M-38510/151 Schmitt-Triggers			
05	MC9322	02	MC54L72*	01	MC5413	02	MC5414
06	MC54151	03	MC54L73*	02	MC5414	03	MC54132
		04	MC54L78*				
		05	MC54L74*				
MDTL INTEGRATED CIRCUITS							
JAN Part No.**	Motorola Standard Part No.	JAN Part No.**	Motorola Standard Part No.	JAN Part No.**	Motorola Standard Part No.	JAN Part No.**	Motorola Standard Part No.
MIL-M-38510/030 NAND Gates		MIL-M-38510/031 NAND Buffer/Expander		MIL-M-38510/032 Monostable Multivibrator		MIL-M-38510/033 Flip-Flops	
01	MC930	01	MC932	01	MC951	01	MC945
02	MC935	02	MC944			02	MC948
03	MC936	03	MC957			03	MC950
04	MC946	04	MC958			04	MC9093**
05	MC962	05	MC933				

*Not presently being manufactured or planned for immediate introduction.

**JAN type number must be completed as shown in the Part Number Description.

DEVICES FOR MILITARY APPLICATIONS (continued)

TABLE I - JAN PART NUMBER TO MOTOROLA PART NUMBER
CROSS REFERENCE (continued)

McMOS INTEGRATED CIRCUITS							
JAN Part No.**	Motorola Standard Part No.		JAN Part No.**	Motorola Standard Part No.		JAN Part No.**	Motorola Standard Part No.
MIL-M-38510/050 NAND Gates			MIL-M-38510/052 NOR Gates			MIL-M-38510/055 Buffers/Converters	
01	MC14011A		01	MC14000A		01	MC1409A
02	MC14012A		02	MC14001A		02	MC14010A
03	MC14023A		03	MC14002A		03	MC14049A
MIL-M-38510/051 Flip-Flops			04	MC14025A		04	MC14050A
01	MC14013A		MIL-M-38510/053 AND-OR-INVERT Gates			05	MC14041A*
02	MC14027A		01	MC14007A		MIL-M-38510/056 Counters/Dividers	
			02	MC14019A*		01	MC14017A
			03	MC14030A*		02	MC14018A*
			MIL-M-38510/054 4-Bit Full Adder			03	MC14020A
			01	MC14008A		04	MC14022A
						05	MC14024A
						MIL-M-38510/057 Static Shift Registers	
						01	MC14006A
						02	MC14014A*
						03	MC14015A
						04	MC14021A
						05	MC14031A*
						MIL-M-38510/058 Quad Analog Switch	
						01	MC14016A
MECL 10,000 INTEGRATED CIRCUITS							
JAN Part No.**	Motorola Standard Part No.						
MIL-M-38510/060# Multiple Gates							
01	MC10501						
02	MC10502						
03	MC10505						
04	MC10506						
05	MC10507						
06	MC10509						
07	MC10504						
LINEAR INTEGRATED CIRCUITS							
JAN Part No.**	Motorola Standard Part No.		JAN Part No.**	Motorola Standard Part No.		JAN Part No.**	Motorola Standard Part No.
MIL-M-38510/101 Operational Amplifiers			MIL-M-38510/102 Voltage Regulator			MIL-M-38510/104 Line Drivers and Receivers	
01	MC1741		01	MC1723		01	MC55107
02	MC1747		MIL-M-38510/103 Voltage Comparators			02	MC55108
03	MLM101A		01	MC1710		03	MC9614*
04	MLM108A		02	MC1711		04	MC9615*
05	MLH2101A*		03	MLM106*		05	MC55113*
06	MLH2108A*		04	MLM111*			
07	MLM118*					MIL-M-38510/106 Voltage Follower Operational Amplifiers	
						01	MLM102*
						02	MLM110
						MIL-M-38510/107 Voltage Regulator	
						01	MLM109
MEMORIES							
JAN Part No.**	Motorola Standard Part No.						
MIL-M-38510/201 Programmable Read Only Memories							
01	MCM5303						
02	MCM5304						

*Not presently being manufactured or planned for immediate introduction.

**JAN type number must be completed as shown in the Part Number Description.

#A draft of MIL-M-38510/060 has been issued. A series of MIL-M-38510 specifications has been reserved for the complete line of MECL devices including flip-flops, decoders, and arithmetic units.

DATE	DESCRIPTION	AMOUNT	REMARKS
1912			
1913			
1914			
1915			
1916			
1917			
1918			
1919			
1920			
1921			
1922			
1923			
1924			
1925			
1926			
1927			
1928			
1929			
1930			
1931			
1932			
1933			
1934			
1935			
1936			
1937			
1938			
1939			
1940			
1941			
1942			
1943			
1944			
1945			
1946			
1947			
1948			
1949			
1950			
1951			
1952			
1953			
1954			
1955			
1956			
1957			
1958			
1959			
1960			
1961			
1962			
1963			
1964			
1965			
1966			
1967			
1968			
1969			
1970			
1971			
1972			
1973			
1974			
1975			
1976			
1977			
1978			
1979			
1980			
1981			
1982			
1983			
1984			
1985			
1986			
1987			
1988			
1989			
1990			
1991			
1992			
1993			
1994			
1995			
1996			
1997			
1998			
1999			
2000			
2001			
2002			
2003			
2004			
2005			
2006			
2007			
2008			
2009			
2010			
2011			
2012			
2013			
2014			
2015			
2016			
2017			
2018			
2019			
2020			
2021			
2022			
2023			
2024			
2025			
2026			
2027			
2028			
2029			
2030			
2031			
2032			
2033			
2034			
2035			
2036			
2037			
2038			
2039			
2040			
2041			
2042			
2043			
2044			
2045			
2046			
2047			
2048			
2049			
2050			
2051			
2052			
2053			
2054			
2055			
2056			
2057			
2058			
2059			
2060			
2061			
2062			
2063			
2064			
2065			
2066			
2067			
2068			
2069			
2070			
2071			
2072			
2073			
2074			
2075			
2076			
2077			
2078			
2079			
2080			
2081			
2082			
2083			
2084			
2085			
2086			
2087			
2088			
2089			
2090			
2091			
2092			
2093			
2094			
2095			
2096			
2097			
2098			
2099			
2100			



APPLICATION NOTES

The Application Notes listed have been prepared to acquaint the circuits and systems engineer with the broad line of Motorola Semiconductor Products and their applications.

To obtain copies of these notes, simply list the AN number or numbers and send your request on your company letterhead to: Technical Information Center, Motorola Semiconductor Products Inc., P. O. Box 20912, Phoenix, Arizona 85036.

APPLICATION NOTE NUMBER TITLE

AN-139A	Understanding Transistor Response Parameters
AN-178A	Epicap Tuning Diode Theory and Applications
AN-182	A Method of Predicting Thermal Stability
AN-189	Solid-State Pulse Width Modulation DC Motor Control
AN-204A	The MC1530, MC1531 Integrated Operational Amplifiers
AN-210	FM Modulation Capabilities of Epicap VV C's
AN-211A	Field-Effect Transistors in Theory and Practice
AN-215A	RF Small-Signal Design Using 2-Port Parameters
AN-219	The Field-Effect Transistor in Digital Applications
AN-220	FET's in Chopper and Analog Switching Circuits
AN-221	4-Layer and Current-Limiter Diodes Reduce Circuit Cost and Complexity
AN-222	The ABCs of Solid-State DC to AC Inverters
AN-238	Transistor Mixer Design Using 2-Port Parameters
AN-240	SCR Power Control Fundamentals
AN-245A	An Integrated Core Memory Sense Amplifier
AN-247A	An Integrated Circuit RF-IF Amplifier
AN-248	The MC1533 Monolithic Operational Amplifier
AN-249	Designing Around the Tuning Diode Inductance
AN-261A	Transistor Logarithmic Conversion Using An Operational Amplifier
AN-267	Matching Network Designs with Computer Solutions
AN-268	Pulse Triggering of Radar Modulator SCR's
AN-270	Nanosecond Pulse Handling Techniques In IC Interconnections
AN-273A	More Value Out of Integrated Operational Amplifier Data Sheets
AN-282A	Systemizing RF Power Amplifier Design
AN-290B	Mounting Procedure for, and Thermal Aspects of, Thermopad Plastic Power Devices
AN-293	Theory and Characteristics of the Unijunction Transistor
AN-294	Unijunction Transistor Timers and Oscillators
AN-295	Suppressing RFI in Thyristor Circuits

APPLICATION NOTE NUMBER TITLE

AN-298	Noise Immunity With High Threshold Logic
AN-299	An IC Wideband Video Amplifier With AGC
AN-401	The MC1554 One-Watt Monolithic Integrated Circuit Power Amplifier
AN-403	Single Power Supply Operation of IC Op Amps
AN-404	A Wideband Monolithic Video Amplifier
AN-407	A General Purpose IC Differential Output Operational Amplifier
AN-411	The MC1535 Monolithic Dual Op-Amp
AN-413	Unijunction Trigger Circuits for Gated Thyristors
AN-414	Operation and Application of MHTL IC Flip-Flops
AN-415A	Avoiding Second Breakdown
AN-416	One-Step High Order Frequency Multipliers
AN-417A	IC Crystal Controlled Oscillators
AN-418	High Speed Monostable Multivibrator Design With MECL Integrated Circuits
AN-419	UHF Amplifier Design Using Data Sheet Design Curves
AN-421	Semiconductor Noise Figure Considerations
AN-423	Field-Effect Transistor RF Amplifier Design Techniques
AN-426A	Low-Power Audio Amplifiers Using Complementary Plastic Transistors
AN-436	Conventional and Self-Start Dimming of Incandescent Lights
AN-437B	Design Considerations and Performance of Motorola Temperature-Compensated Zener Reference Diodes
AN-439	MC1539 Op-Amp and its Applications
AN-440	Theory and Characteristics of Phototransistors
AN-442	Designing DC-DC Converters for Capacitor Charging With Batteries
AN-443	Directional and Speed Control for Series, Universal and Shunt Motors
AN-445	Pulse-Width Modulation for DC-Motor Speed Control
AN-447	Fast Charging Systems for Ni-Cd Batteries
AN-455	Using the FET Designer Data Sheet for Worst Case Amplifier Circuit Design

SEE POPULAR PRO-ELECTRON
DEVICES TYPES
SECTION 8

APPLICATION NOTE
NUMBER TITLE

AN-459 A Simple Technique for Extending Op-Amp Power Bandwidth

AN-460 Using Transient Response to Determine Operational Amplifier Stability

AN-461 Transient Suppression With a Power Zener Diode

AN-462 FET Current Regulators — Circuits and Diodes

AN-464 MTTL Designer's Note — The MC4004/MC4005, A 16-Bit Random Access Memory

AN-465 MTTL Designer's Note — The MC4006/MC4007 Decoders

AN-466 Circuit Applications for the Triac

AN-467 Using Motorola High Threshold Logic

AN-469 Line Operated 15-kHz Inverter

AN-470 Bipolar Chopper Transistors and Circuits

AN-471 Analog-to-Digital Conversion Techniques

AN-472 Mounting and Heat Sinking Uniwatt Plastic Transistors

AN-473 A Monolithic High-Power Series Voltage Regulator

AN-474 The MC1541 — A Gated Dual-Channel Sense Amplifier for Core Memories

AN-475 Using the MC1545 — A Monolithic, Gated-Video Amplifier

AN-478A Small-Signal RF Design With Dual-Gate MOSFETs

AN-481 A Broadband 4-Watt Aircraft Transmitter

AN-482 Electronic Speed Control of Appliance Motors

AN-483B 20 and 30 Watt Power Amplifiers Using Darlington Output Transistors

AN-484A Medium-Power Audio Amplifiers

AN-485 High-Power Audio Amplifiers With Short-Circuit Protection

AN-488 High-Speed Addition Using Lookahead Carry Techniques

AN-489 Analysis and Basic Operation of the MC1595

AN-491 Gated Video Amplifier Applications, the MC1545

AN-493 The MC3000/MC3100 Series Transistor-Transistor Logic Flip-Flops

AN-496A Error Detection and Correction Using Exclusive-OR Gates and Parity Trees

AN-498 Voltage and Current Boost Techniques Using the MC1560-61

AN-499 Shutdown Techniques for the MC1560-61/69 Monolithic Voltage Regulators

AN-500 Development, Analysis, and Basic Operation of the MC1560-61 Monolithic Voltage Regulators

AN-504 The MC1600 Series MECL III Gates

AN-505 The MC4012, A MTTL 4-Bit Shift Register

AN-506 Code Conversion With Semiconductor Read Only Memories

AN-507 A 13-Watt Broadband AM Aircraft Transmitter

AN-508 Applications of Phototransistors in Electro-Optic Systems

AN-509 True RMS Voltage Regulators

AN-511 Low Frequency Applications of Field-Effect Transistors

AN-512 Applications of Fast-Recovery Rectifiers

AN-513 A High Gain Integrated Circuit RF-IF Amplifier With Wide Range AGC

APPLICATION NOTE
NUMBER TITLE

AN-517 Improving the Efficiency of Low-Voltage, High-Current Rectification

AN-518 Constant-Speed Motor Control Using Tachometer Feedback

AN-519 Using MDTL Logic Blocks

AN-521 Using Balanced Emitter Transistors in RF Applications

AN-522 The MC1556 Operational Amplifier and its Applications

AN-524 Converting Relay Control Systems to Digital ICs

AN-526 Theory, Characteristics and Applications of Silicon Unilateral and Bilateral Switches

AN-527 Theory, Characteristics and Applications of the Programmable Unijunction Transistor

AN-529 Regulated Line Operated Inverter Uses High Voltage Power Transistors and Hot-Carrier Rectifiers

AN-530A The MC7491A Eight-Bit Serial Shift Register and the MC7495 Four-Bit Shift Register

AN-531 MC1596 Balanced Modulator

AN-532A MTTL and MECL Avionics Digital Frequency Synthesizers

AN-533 Semiconductors for Plated-Wire Memories

AN-535 Phase-Locked Loop Design Fundamentals

AN-536 Micro-T Packaged Transistors for High-Speed Logic Systems

AN-540 A Synchronously Gated N-Decade Sweep Oscillator

AN-541 Medium Scale Integration in the Numerical Control Field

AN-543 Integrated Circuit IF Amplifiers for AM/FM and FM Radios

AN-544A Printed Circuit VHF TV Tuners Using Tuning Diodes

AN-545 Television Video IF Amplifier Using Integrated Circuits

AN-546 Solid-State Linear Power Amplifier Design

AN-547 A High-Speed Dual Differential Comparator, the MC1511

AN-548A Microstrip Design Techniques for UHF Amplifiers

AN-549 A Vertical Deflection Circuit Using Complementary Transistors

AN-550 Programming the MCM5003/5004 Programmable Read Only Memory

AN-551 Tuning Diode Design Techniques

AN-552 The Control Engineer's Guide to IC Applications

AN-553 A New Generation of Integrated Avionic Synthesizers

AN-555 Mounting Stripline-Opposed-Emitter (SOE) Transistors

AN-556 Interconnection Techniques for Motorola's MECL 10,000 Series Emitter Coupled Logic

AN-557 Analog-to-Digital Cyclic Converter

AN-559 Simple RAMP A/D Converter

AN-560 Designing Tuned Lines for UHF TV Tuners

AN-561 How to Use Photosensors and Light Sources

AN-563 Hybrid Gain Modules for Use in CATV Trunk and Line Extender Amplifiers

AN-564 An ADF Frequency Synthesizer Utilizing Phase-Locked Looped Integrated Circuits

AN-565 Using Shift Registers as Pulse Delay Networks

AN-566 High-Speed Binary Multiplication Using the MC10181

AN-567 MECL Positive and Negative Logic

AN-568 A Fuse-Thyristor Coordination Primer

APPLICATION NOTE
NUMBER TITLE

AN-569	Transient Thermal Resistance – General Data and Its Use
AN-571	Isolation Techniques Using Optical Couplers
AN-574	CMOS: A New Logic Type for Control Systems
AN-575A	Variable Speed Control System for Induction Motors
AN-576	The Logical Design of Shift Counters
AN-577	Design Techniques for an 80-Watt, 175 MHz Transmitter for 12.5 Volt Operation
AN-578	UHF Microstrip Amplifiers Utilizing G-10 Epoxy-Glass Laminate
AN-579	Testing MECL 10,000 Integrated Logic Circuits
AN-580	Thermal Runaway in High Power Thyristors
AN-581	An MSI 1500-MHz Frequency Counter Using MECL and MTTL
AN-583	A MECL 10,000 Main-Frame Memory System Employing Dynamic MOS RAMs
AN-584	Programmable Counters Using the MC10136 and MC10137 MECL 10,000 Universal Counters
AN-585	VHF Power Amplifiers Using Paralleled Output Transistors
AN-586	Measure Frequency and Propagation Delay With High-Speed MECL Circuits
AN-587	Analysis and Design of the Op-Amp Current Source
AN-588	A 20 kHz, 1 kW Line Operated Inverter
AN-589	Generate Custom Waveforms Digitally
AN-590	Servo Motor Drive Amplifiers
AN-592	AC Noise Immunity of MECL 10,000 Integrated Circuits
AN-593	Broadband Linear Power Amplifiers Using Push-Pull Transistors
AN-594	A Frequency Synthesizer for Aircraft Automatic Direction Finding Systems
AN-595	25-Watt and 10-Watt VHF Marine Band Transmitters
AN-596	A Class D Citizen's Band Transmitter Using Low-Cost Plastic Transistors
AN-597	Power Control Using the Zero Voltage Switch
AN-598A	Four Terminal, Optically Isolated Zero Crossing AC Relay
AN-599	Mounting Techniques for Metal Packaged Power Semiconductors
AN-700	Simulate MECL System Interconnections With A Computer Program
AN-701	Understanding MECL 10,000 DC and AC Data Sheet Specifications
AN-702	High-Speed Digital-To-Analog and Analog-To-Digital Techniques
AN-703	Designing Digitally-Controlled Power Supplies
AN-704	Broadband Network Design for UHF Amplifiers
AN-705	Pulse Width Modulation for Small DC Motor Control
AN-706	A CRT Display System Using NMOS Memories
AN-707	Noise Immunity Comparison of CMOS Versus Popular Bipolar Logic Families
AN-708	Line Driver and Receiver Considerations
AN-709	MECL 10,000 Arithmetic Elements MC10179, MC10180, MC10181

APPLICATION NOTE
NUMBER TITLE

AN-710	Communication System Transmission Losses
AN-711	The Recovery of Recorded Digital Information in Drum, Disk and Tape Systems
AN-712A	Interface Techniques Between Industrial Logic and Power Devices
AN-713	Binary D/S Converters can Provide BCD-Coded Conversion
AN-714	A Personalized Heart-Rate Monitor With Digital Readout
AN-715	Introduction to CMOS IC's With 3-State Outputs
AN-716	Successive Approximation A/D Conversion
AN-717	Battery Powered 5-MHz Frequency Counter
AN-718A	Industrial Clock/Timer Featuring Back-Up Power Supply Operation
AN-719	A New Approach to Switching Regulators
AN-720	Interfacing With MECL 10,000
AN-721	Impedance Matching Networks Applied to RF Power Transistors
AN-312 (European)	
AN-722	Replacing Sequential Logic With ROMs
AN-724	Operational Aspects of Motorola's Data Terminal
AN-725	A Low-Cost 80 V-1.5 A Color TV Power Supply
AN-726	Bussing With MECL 10,000 Integrated Circuits
AN-727	Television Horizontal APC/AFC Loops: The Last 10 Percent
AN-728	13-Watt Microstrip Amplifier for 220-225 MHz Operation
AN-729	A Medium Cost PLL Varactor Tuning System Utilizing Off-the-Shelf Logic
AN-730	A High-Speed FIFO Memory Using the MECL MC10143 Register File
AN-731	Low-Speed Modem Fundamentals
AN-732	A Non-Volatile Microprocessor Memory Using 4K N-Channel MOS RAMs
AN-733	A ROM-Digital Approach to PWM-Type Speed Control of ac Motors
AN-734	SCR Controller for a Series Field dc Motor
AN-735	Solid-State Gas/Smoke Detector System
AN-736	Lead Forming Tool for Plastic Micro-T Devices
AN-737	Switched Mode Power Supplies – Highlighting a 5-V, 40-A Inverter Design
AN-738	NBCD Sign and Magnitude Adder/Subtractor
AN-739	A Synthetic Spectrum Tuning System for TV
AN-740	The Designing on N-Channel 16 x 16-Bit Memory System for the PDP-11
AN-741	Interface Considerations for Numeric Display Systems
AN-742	A 200 MHz Autoranging MECL-McMOS Frequency Counter
AN-743	Five-Digit Accumulator/Elapsed Time Indicator
AN-744	A Phase-Locked Loop Tuning System for Television
AN-746	A 3½-Digit DVM Using An Integrated Circuit Dual Ramp System
AN-747	Low-Speed Modem System Design Using the MC6860
AN-748	Applications of MC1405/MC14435 in Digital Meters
AN-749	Broadband Transformers and Power Combining Techniques for RF
AN-750	A Self-Regulating Horizontal Scan System

APPLICATION NOTE
NUMBER TITLE

AN-751	A Disassociated Inter-carrier Television Video IF Amplifier
AN-752	An 80-Watt Switching Regulator for CATV and Industrial Applications
AN-753	Scanning Logic for RF Scanner-Receivers Using CMOS Integrated Circuits
AN-754	Device Operation and System Implementation of the Asynchronous Communications Interface Adapter (MC6850)

APPLICATION NOTE
NUMBER TITLE

AN-755	Solid-State Relays for AC Power Control
*AN-756	Crystal Switching Methods for MC12060/MC12061 Oscillators
*AN-757	Analog-to-Digital Conversion Techniques With the M6800 Microprocessor System

*Available Soon.

ENGINEERING BULLETINS SELECTION GUIDE

The Engineering Bulletins listed below have been prepared to acquaint the systems engineer with the broad line of Semiconductor Products and their applications.

To obtain copies of these bulletins, simply list the EB number or numbers and send your request on your company letterhead to: Technical Information Center, Motorola Semiconductor Products Inc., P. O. Box 20912, Phoenix, Arizona 85036.

ENGINEERING BULLETIN
NUMBER TITLE

EB-1	Sensitive Gate Triacs Form IC Alliance - Operate Loads to 4 A - 600 V
EB-4	We Sense A Change in You, Friend . . .
EB-5	Get the Drift, Men . . .
EB-7	Madam! Your Circuit Scheme Shows Symptoms of Triac Inadequacy
EB-8	How to Apply the MHW709/710 UHF Power Modules
EB-10	Scope's Vertical Amplified by New Circuit
EB-11	Scope Sweep is Quick on the Trigger
EB-12	Clock/Timer Controls Time-Dependent Industrial Systems
EB-13	Switching Regulators Head 'Em Off at the Series Pass
EB-14	Simple Linear Voltage Sweep Uses the MC1555 Timer
EB-15	Power Darlington Design Tips
EB-17	Simple VHF Broadband Design Uses CQ Transistor Lineup
EB-18	CQ, Modular Techniques Make 45 Watt UHF Amplifier Practical
EB-19	Controlled-Q RF Technology - What It Means, How it's Done
EB-20	Multiplier/Op-Amp Circuit Detects True RMS
EB-21	DAC Key to Inexpensive 2 2/3 Digit Voltmeter
EB-22	Economical 225 MHz Receiver Front End Employs FETs
EB-23	How to Apply the MHW601/602 VHF Power Modules
EB-24	Input Buffer Circuits for the MC1505 Dual Ramp A-to-D Converter Subsystem
EB-25	Four Building Block Amplifiers for 900 MHz Communications
EB-26	A Metallization System for UHF and Microwave Power Transistors
EB-27	Get 300 Watts PEP Linear Across 2 to 30 MHz From This Push-Pull Amplifier
EB-28	Low-Cost, Easy-to-Build Exciter/Multiplier for 225 MHz FM Transmitters
EB-29	The Common Emitter T0-39 and its Advantages
EB-30	Sensitive Gate SCRs - Don't Forget the Gate Cathode Resistor
EB-31	Performance of the MHW560 Series of CATV Amplifier Modules in 50 Ohm Systems
EB-32	A Complementary Symmetry Amplifier for 2 to 30 MHz SSB Driver Applications

ENGINEERING BULLETIN
NUMBER TITLE

EB-33	Solid-State Gas/Smoke Detector Systems
EB-34	A Low-Cost 18.75 MHz Oscillator-Buffer for FM Transmitters
EB-35	Autopolarity Circuits for the MC1405 Dual-Slope A/D Converter System
EB-36	4 1/2 Digit DVM System Using the MC1505 Dual-Slope Converter
EB-37	Amplifier Gains 10 dB Over Nine Octaves
EB-38	Measuring the Intermodulation Distortion of Linear Amplifiers
EB-39	80-Watt CATV Switching Regulator Useful in Industrial Amplifiers
EB-40	Three CMOS BCD-to-Seven Segment Decoders
EB-41	The LED Circular Timepiece
EB-42	Motorola Field-Effect Liquid Crystal Displays - A Light Look
EB-43	A 9 1/2 Digit Gas Discharge Display System With Leading Zero Suppression
EB-44	An Isolated, Picket-Fence Firing Circuit for High Current SCRs
EB-46	A Single-Device, 80-Watt, 50-Ohm VHF Amplifier
EB-47	Event Counter and Storage Latches for High Frequency High Resolution Counters
EB-48	A Time Base and Control Logic Subsystem for High Frequencies, High Resolution Counters
EB-49	Application Performance of the MC6860 Modem
EB-50	Build This Simple, Battery-Powered 3 1/2 Digit DVM From Standard Parts
EB-51	Successive Approximation BCD A/D Converter
EB-52	Control Your Switching Regulator With the MC3380 Astable Multivibrator
EB-53	Two VHF Highband Gain Blocks Form 20 dB, 30-Watt Amplifier Chain
EB-54	A Simple Line Phase-Reversal Detection Circuit
EB-55	Battery-Powered 3 1/2 Digit Multimeter
EB-56	A Cordless, CMOS Liquid Crystal Display Clock
EB-57	An Economical FM Transmitter Voice Processor from a Single IC
EB-58	Analog Data Acquisition Network for Digital Processing Using the MC1405-MC14435 A/D System



CATALOG INDEX

CATALOG INDEX

A complete index of type numbers in alphanumerical order for instant device identification. Many of the devices are referred by section and page number to more comprehensive tables in this book. Device types that are not referenced are, nevertheless, manufactured and inventoried by Motorola, but are suggested principally for replacement purposes.

SEE POPULAR PRO-ELECTRON
DEVICES TYPES
SECTION 8

CATALOG INDEX (continued)

DEVICE	PAGE	DEVICE	PAGE	DEVICE	PAGE	DEVICE	PAGE	DEVICE	PAGE	DEVICE	PAGE
DIODES		1/4M2225		DIODES		1N703A-4		1N728		1N755AJTX	
Zener		1/4M22210		Reference		1N703A-5		1N728A		1N755AJTXV	
1/4M2.4A2		1/4M24Z		4M1.36FR2	4-82	1N703A-6		1N729		1N756	4-77
1/4M2.4A25		1/4M24Z5		4M1.36FR5	4-82	1N704		1N729A		1N756A	
1/4M2.4AZ10		1/4M24Z10		4M2.04FR2	4-82	1N704A		1N730		1N756AJAN	
1/4M2.7A2		1/4M25Z		4M2.04FR5	4-82	1N704A-0		1N730A		1N756AJTX	
1/4M2.7A25		1/4M25Z5				1N704A-1		1N731		1N756AJTXV	
1/4M2.7AZ10		1/4M25Z10		Zener		1N704A-2		1N731A		1N757	4-77
1/4M3.0A2		1/4M27Z		1M110ZS5		1N704A-3		1N732		1N757A	
1/4M3.0A25		1/4M27Z5		1M110ZS10	4-78	1N704A-4		1N732A		1N757AJAN	
1/4M3.0AZ10		1/4M27Z10		1M120ZS5		1N704A-5		1N733		1N757AJTX	
1/4M3.3A2		1/4M30Z		1M120ZS10	4-78	1N705		1N733A		1N757AJTXV	
1/4M3.3A25		1/4M30Z5		1M130ZS5		1N705A		1N734		1N758	4-77
1/4M3.3AZ10		1/4M30Z10		1M130ZS10	4-78	1N705A-0		1N734A		1N758A	
1/4M3.6A2		1/4M33Z		1M140ZS5		1N705A-1		1N735		1N758AJAN	
1/4M3.6A25		1/4M33Z5		1M140ZS10	4-78	1N705A-2		1N735A		1N758AJTX	
1/4M3.6AZ10		1/4M33Z10		1M150ZS5		1N705A-3		1N736		1N758AJTXV	
1/4M3.9A2		1/4M36Z		1M150ZS10	4-78	1N705A-4		1N736A		1N759	4-77
1/4M3.9A25		1/4M36Z5		1M160ZS10	4-78	1N705A-5		1N737		1N759A	
1/4M3.9AZ10		1/4M36Z10		1M175ZS5		1N705A-6		1N737A		1N759AJAN	
1/4M4.3A2		1/4M39Z		1M175ZS10		1N705A-7		1N738		1N759AJTX	
1/4M4.3A25		1/4M39Z5		1M180ZS10	4-78	1N705A-8		1N738A		1N759AJTXV	
1/4M4.3AZ10		1/4M39Z10		1M200ZS5		1N706		1N739		1N761	
1/4M4.7A2		1/4M43Z		1M200ZS10	4-78	1N706A		1N739A		1N761A	
1/4M4.7A25		1/4M43Z5				1N706A-0		1N740		1N761-1	
1/4M4.7AZ10		1/4M43Z10		RECTIFIERS		1N706A-1		1N740A		1N761-2	
1/4M5.1A2		1/4M45Z		1N248B	4-87	1N706A-2		1N741		1N762	
1/4M5.1A25		1/4M45Z5		1N248C		1N706A-3		1N741A		1N762A	
1/4M5.1AZ10		1/4M45Z10		1N249B	4-87	1N706A-4		1N742		1N762-1	
1/4M5.6A2		1/4M47Z		1N249C		1N706A-5		1N742A		1N762-2	
1/4M5.6A25		1/4M47Z5		1N250B	4-87	1N706A-6		1N743		1N763	
1/4M5.6AZ10		1/4M47Z10		1N250C		1N706A-7		1N743A		1N763A	
1/4M6.2A2		1/4M50Z				1N706A-8		1N744		1N763-1	
1/4M6.2A25		1/4M50Z5		DIODES		1N706A-9		1N744A		1N763-2	
1/4M6.2AZ10		1/4M50Z10		TC		1N707		1N745		1N763-3	
1/4M6.8A2		1/4M52Z		1N429	4-80	1N707A		1N745A		1N764	
1/4M6.8A25		1/4M52Z5		1N429JAN		1N707A-0		1N746	4-77	1N764A	
1/4M6.8AZ10		1/4M52Z10				1N707A-1		1N746A		1N764-1	
1/4M6.8Z		1/4M56Z		RECTIFIERS		1N707A-2		1N746AJAN		1N764-2	
1/4M6.8Z5		1/4M56Z5		1N550		1N707A-3		1N746AJTX		1N764-3	
1/4M6.8Z10		1/4M56Z10		1N551		1N707A-4		1N746AJTXV		1N764-4	
1/4M7.5Z		1/4M62Z		1N552		1N707A-5		1N747	4-77	1N765	
1/4M7.5Z5		1/4M62Z5		1N553		1N707A-6		1N747A		1N765A	
1/4M7.5Z10		1/4M62Z10		1N554		1N707A-7		1N747AJAN		1N765-1	
1/4M8.2Z		1/4M68Z		1N555		1N708		1N747AJTX		1N765-2	
1/4M8.2Z5		1/4M68Z5		1N562		1N708A		1N747AJTXV		1N766	
1/4M8.2Z10		1/4M68Z10		1N563		1N709		1N748	4-77	1N766A	
1/4M9.1Z		1/4M75Z		1N607.R		1N709A		1N748A		1N766-1	
1/4M9.1Z5		1/4M75Z5		1N607A.RA		1N710		1N748AJAN		1N766-2	
1/4M9.1Z10		1/4M75Z10		1N608.R		1N710A		1N748AJTX		1N766-3	
1/4M10Z		1/4M82Z		1N608A.RA		1N711		1N748AJTXV		1N767	
1/4M10Z5		1/4M82Z5		1N609.R		1N711A		1N749	4-77	1N767A	
1/4M10Z10		1/4M82Z10		1N609A.RA		1N712		1N749A		1N767-1	
1/4M11Z		1/4M91Z		1N610.R		1N712A		1N749AJAN		1N767-2	
1/4M11Z5		1/4M91Z5		1N610A.RA		1N713		1N749AJTX		1N767-3	
1/4M11Z10		1/4M91Z10		1N611.R		1N713A		1N749AJTXV		1N768	
1/4M12Z		1/4M100Z		1N611A.RA		1N714		1N750	4-77	1N768A	
1/4M12Z5		1/4M100Z5		1N612.R		1N714A		1N750A		1N768-1	
1/4M12Z10		1/4M100Z10		1N612A.RA		1N715		1N750AJAN		1N768-2	
1/4M13Z		1/4M105Z		1N613.R		1N715A		1N750AJTX		1N768-3	
1/4M13Z5		1/4M105Z5		1N613A.RA		1N716		1N750AJTXV		1N769	
1/4M13Z10		1/4M105Z10		1N614.R		1N716A		1N751	4-77	1N769A	
1/4M14Z		1/4M110Z		1N614A.RA		1N717		1N751A		1N769-1	
1/4M14Z5		1/4M110Z5				1N717A		1N751AJAN		1N769-2	
1/4M14Z10		1/4M110Z10		DIODES		1N718		1N751AJTX		1N769-3	
1/4M15Z		1/4M120Z		Zener		1N718A		1N751AJTXV		1N769-4	
1/4M15Z5		1/4M120Z5		1N702		1N719		1N752	4-77		
1/4M15Z10		1/4M120Z10		1N702A		1N719A		1N752A		Reference	
1/4M16Z		1/4M130Z		1N702A-0		1N720		1N752AJAN		1N816	
1/4M16Z5		1/4M130Z5		1N702A-1		1N720A		1N752AJTX		TC	
1/4M16Z10		1/4M130Z10		1N702A-2		1N721		1N752AJTXV		1N821	4-79
1/4M17Z		1/4M140Z		1N702A-3		1N721A		1N753	4-77	1N821A	4-79
1/4M17Z5		1/4M140Z5		1N702A-4		1N722		1N753A		1N821JAN	
1/4M17Z10		1/4M140Z10		1N702A-5		1N722A		1N753AJAN		1N821JTX	4-79
1/4M18Z		1/4M150Z		1N702A-6		1N723		1N753AJTX		1N821JTXV	
1/4M18Z5		1/4M150Z5		1N702A-7		1N723A		1N753AJTXV		1N823	4-79
1/4M18Z10		1/4M150Z10		1N702A-8		1N724		1N754	4-77	1N823A	4-79
1/4M19Z		1/4M175Z		1N702A-9		1N724A		1N754A		1N823JAN	
1/4M19Z5		1/4M175Z5		1N703		1N725		1N754AJAN		1N823JITX	4-79
1/4M19Z10		1/4M175Z10		1N703A		1N725A		1N754AJTX		1N823JITXV	
1/4M20Z		1/4M200Z		1N703A-0		1N726		1N754AJTXV		1N825	4-79
1/4M20Z5		1/4M200Z5		1N703A-1		1N726A		1N755	4-77	1N825A	4-79
1/4M20Z10		1/4M200Z10		1N703A-2		1N727		1N755AJAN		1N825JAN	
1/4M22Z				1N703A-3		1N727A					

DEVICE	PAGE	DEVICE	PAGE	DEVICE	PAGE	DEVICE	PAGE	DEVICE	PAGE	DEVICE	PAGE
1N825JTX	4-79	1N962A		1N976A		1N990A		1N1318		1N1368A,AR	
1N825JTXV		1N962B		1N976B		1N990B		1N1318A		1N1369.R	
1N827	4-79	1N962BJAN		1N976BJAN		1N990BJAN		1N1319		1N1369A,AR	
1N827A	4-79	1N962BJTX		1N976BJTX		1N990BJTX		1N1319A		1N1370.R	
1N827JAN		1N962BJTXV		1N976BJTXV		1N990BJTXV		1N1320		1N1370A,AR	
1N827JTX	4-79	1N963	4-77	1N977	4-77	1N991		1N1320A		1N1371.R	
1N827JTXV		1N963A		1N977A		1N991A		1N1321		1N1371A,AR	
1N829	4-79	1N963B		1N977B		1N991B		1N1321A		1N1372.R	
1N829A	4-79	1N963BJAN		1N977BJAN		1N991BJAN		1N1322		1N1372A,AR	
1N829JAN		1N963BJTX		1N977BJTX		1N991BJTX		1N1322A		1N1373.R	
1N829JTX	4-79	1N963BJTXV		1N977BJTXV		1N991BJTXV		1N1323		1N1373A,AR	
1N829JTXV		1N964	4-77	1N978	4-77	1N992		1N1323A		1N1374.R	
1N935	4-79	1N964A		1N978A		1N992A		1N1324		1N1374A,AR	
1N935A	4-79	1N964B		1N978B		1N992B		1N1324A		1N1375.R	
1N935B	4-79	1N964BJAN		1N978BJAN		1N992BJAN		1N1325		1N1375A,AR	
1N935BJAN	4-79	1N964BJTX		1N978BJTX		1N992BJTX		1N1325A		1N1507	
1N935BJTX	4-79	1N964BJTXV		1N978BJTXV		1N992BJTXV		1N1326		1N1507A	
1N935BJTXV	4-79	1N965	4-77	1N979	4-77			1N1326A		1N1508	
1N936	4-79	1N965A		1N979A		RECTIFIERS		1N1327		1N1508A	
1N936A	4-79	1N965B		1N979B		1N1115.R		1N1327A		1N1509	
1N936B	4-79	1N965BJAN		1N979BJAN		1N1116.R				1N1509A	
1N937	4-79	1N965BJTX		1N979BJTX		1N1117.R		RECTIFIERS		1N1510	
1N937A	4-79	1N965BJTXV		1N979BJTXV		1N1118.R		1N1341.R		1N1510A	
1N937B	4-79	1N966	4-77	1N980	4-77	1N1119.R		1N1341A,RA		1N1511	
1N937BJAN	4-79	1N966A		1N980A		1N1120.R		1N1341B,RB		1N1511A	
1N937BJTX	4-79	1N966B		1N980B		1N1124.R		1N1342.R		1N1512	
1N937BJTXV	4-79	1N966BJAN		1N980BJAN		1N1124A,RA		1N1342A,RA		1N1512A	
1N938	4-79	1N966BJTX		1N980BJTX		1N1125.R		1N1342B,RB		1N1513	
1N938A	4-79	1N966BJTXV		1N980BJTXV		1N1125A,RA		1N1343.R		1N1513A	
1N938B	4-79	1N967	4-77	1N981	4-77	1N1126.R		1N1343A,RA		1N1514	
1N938BJAN	4-79	1N967A		1N981A		1N1126A,RA		1N1343B,RB		1N1514A	
1N938BJTX	4-79	1N967B		1N981B		1N1127.R		1N1344.R		1N1515	
1N938BJTXV	4-79	1N967BJAN		1N981BJAN		1N1127A,RA		1N1344A,RA		1N1515A	
1N939	4-79	1N967BJTX		1N981BJTX		1N1128.R		1N1344B,RB		1N1516	
1N939A	4-79	1N967BJTXV		1N981BJTXV		1N1128A,RA		1N1345.R		1N1516A	
1N939B	4-79	1N968	4-77	1N982	4-77	1N1183	4-87	1N1345A,RA		1N1517	
1N939BJAN	4-79	1N968A		1N982A		1N1183A	4-87	1N1345B,RB		1N1517A	
1N939BJTX	4-79	1N968B		1N982B		1N1184	4-87	1N1346.R		1N1518	
1N939BJTXV	4-79	1N968BJAN		1N982BJAN		1N1184A	4-87	1N1346A,RA		1N1518A	
1N940		1N968BJTX		1N982BJTX		1N1185		1N1346B,RB		1N1519	
1N940A		1N968BJTXV		1N982BJTXV		1N1185A		1N1347.R		1N1519A	
1N941	4-79	1N969	4-77	1N983	4-77	1N1186	4-87	1N1347A,RA		1N1520	
1N941A	4-79	1N969A		1N983A		1N1186A	4-87	1N1347B,RB		1N1520A	
1N941B	4-79	1N969B		1N983B		1N1187		1N1348.R		1N1521	
1N941BJAN	4-79	1N969BJAN		1N983BJAN		1N1187A		1N1348A,RA		1N1521A	
1N941BJTX	4-79	1N969BJTX		1N983BJTX		1N1188	4-87	1N1348B,RB		1N1522	
1N942	4-79	1N969BJTXV		1N983BJTXV		1N1188A	4-87			1N1522A	
1N942A	4-79	1N970	4-77	1N984	4-77	1N1189		DIODES		1N1523	
1N942B	4-79	1N970A		1N984A		1N1189A		Zener		1N1523A	
1N943	4-79	1N970B		1N984B		1N1190	4-87	1N1351.R		1N1524	
1N943A	4-79	1N970BJAN		1N984BJAN		1N1190A	4-87	1N1351A,AR		1N1524A	
1N943B	4-79	1N970BJTX		1N984BJTX		1N1191	4-87	1N1352.R		1N1525	
1N943BJAN	4-79	1N970BJTXV		1N984BJTXV		1N1192	4-87	1N1352A,AR		1N1525A	
1N943BJTX	4-79	1N971	4-77	1N985	4-77	1N1193	4-87	1N1353.R		1N1526	
1N944	4-79	1N971A		1N985A		1N1194	4-87	1N1353A,AR		1N1526A	
1N944A	4-79	1N971B		1N985B		1N1195		1N1354.R		1N1527	
1N944B	4-79	1N971BJAN		1N985BJAN		1N1195A		1N1354A,AR		1N1527A	
1N944BJAN	4-79	1N971BJTX		1N985BJTX		1N1196	4-87	1N1355.R		1N1528	
1N944BJTX	4-79	1N971BJTXV		1N985BJTXV		1N1196A	4-87	1N1355A,AR		1N1528A	
1N945	4-79	1N972	4-77	1N986	4-77	1N1197		1N1356.R			
1N945A	4-79	1N972A		1N986A		1N1197A		1N1356A,AR		TC	
1N945B	4-79	1N972B		1N986B		1N1198		1N1357.R		1N1530	4-80
1N945BJAN	4-79	1N972BJAN		1N986BJAN		1N1198A		1N1357A,AR		1N1530A	4-80
1N945BJTX	4-79	1N972BJTX		1N986BJTX		1N1199.A	4-87	1N1358.R		1N1530AJAN	
		1N972BJTXV		1N986BJTXV		1N1200.A	4-87	1N1358A,AR			
DIODES		1N973	4-77	1N987	4-77	1N1201.A		1N1359.R		RECTIFIERS	
Zener		1N973A		1N987A		1N1202.A	4-87	1N1359A,AR		1N1537	
1N957	4-77	1N973B		1N987B		1N1203.A		1N1360.R		1N1538	
1N957A		1N973BJAN		1N987BJAN		1N1204.A	4-87	1N1360A,AR		1N1539	
1N957B		1N973BJTX		1N987BJTX		1N1205.A		1N1361.R		1N1540	
1N958	4-77	1N974	4-77	1N988	4-77	1N1206.A	4-87	1N1361A,AR		1N1541	
1N958A		1N974A		1N988A		DIODES		1N1362.R		1N1542	
1N958B		1N974B		1N988B		Zener		1N1362A,AR		1N1543	
1N959	4-77	1N974BJAN		1N988BJAN		1N1313		1N1363.R		1N1544	
1N959A		1N974BJTX		1N988BJTX		1N1313A		1N1363A,AR		DIODES	
1N959B		1N974BJTXV		1N988BJTXV		1N1314		1N1364.R		Zener	
1N960	4-77	1N975	4-77	1N989	4-77	1N1314A		1N1364A,AR		1N1588	
1N960A		1N975A		1N989A		1N1315		1N1365.R		1N1588A	
1N960B		1N975B		1N989B		1N1315A		1N1366.R		1N1589	
1N961	4-77	1N975BJAN		1N989BJAN		1N1316		1N1366A,AR		1N1589A	
1N961A		1N975BJTX		1N989BJTX		1N1316A		1N1367.R		1N1590	
1N961B		1N975BJTXV		1N989BJTXV		1N1317		1N1367A,AR		1N1590A	
1N962	4-77	1N976	4-77	1N990	4-77	1N1317A		1N1368.R		1N1591	

CATALOG INDEX (continued)

DEVICE	PAGE	DEVICE	PAGE	DEVICE	PAGE	DEVICE	PAGE	DEVICE	PAGE	DEVICE	PAGE
1N1591A		1N1774		1N1817,R		1N2009,R		1N2046A		1N2806B,R	
1N1592		1N1774A		1N1817A,AR		1N2009A,AR		1N2046-1		1N2806BJAN	
1N1592A		1N1775		1N1817C		1N2009C		1N2046-2		1N2807&R	4-78
1N1593		1N1775A		1N1817CA		1N2009CA		1N2046-3		1N2807A,R	
1N1593A		1N1776		1N1818,R		1N2010,R		1N2047		1N2807B,R	
1N1594		1N1776A		1N1818A,AR		1N2010A,AR		1N2047A		1N2807BJAN	
1N1594A		1N1777		1N1818C		1N2010C		1N2047-1		1N2808&R	4-78
1N1595		1N1777A		1N1818CA		1N2010CA		1N2047-2		1N2808A,R	
1N1595A		1N1778		1N1819,R		1N2011,R		1N2047-3		1N2808B,R	
1N1596		1N1778A		1N1819A,AR		1N2011A,AR		1N2048		1N2808BJAN	
1N1596A		1N1779		1N1819C		1N2011C		1N2048A		1N2809&R	4-78
1N1597		1N1779A		1N1819CA		1N2011CA		1N2048-1		1N2809A,R	
1N1597A		1N1780		1N1820,R		1N2012		1N2048-2		1N2809B,R	
1N1598		1N1780A		1N1820A,AR		1N2012,R		1N2048-3		1N2809BJAN	
1N1598A		1N1781		1N1820C		1N2012A,AR		1N2049		1N2810&R	4-78
1N1599		1N1781A		1N1820CA		1N2012C		1N2049A		1N2810A,R	
1N1599A		1N1782		1N1821,R		1N2012CA		1N2049-1		1N2810B,R	
1N1600		1N1782A		1N1821A,AR		1N2032		1N2049-2		1N2810BJAN	
1N1600A		1N1783		1N1821C		1N2032A		1N2049-3		1N2811&R	4-78
1N1601		1N1783A		1N1821CA		1N2032-1		1N2049-4		1N2811A,R	
1N1601A		1N1784		1N1822,R		1N2032-2				1N2811B,R	
1N1602		1N1784A		1N1822A,AR		1N2033				1N2811BJAN	
1N1602A		1N1785		1N1822C		1N2033A		TC		1N2812,R	
1N1603		1N1785A		1N1822CA		1N2033-1		1N2163	4-79	1N2812A	
1N1603A		1N1786		1N1823,R		1N2033-2		1N2163A	4-79	1N2812B,R	
1N1604		1N1786A		1N1823A,AR		1N2034		1N2164	4-79	1N2813&R	4-78
1N1604A		1N1787		1N1823C		1N2034A		1N2164A	4-79	1N2813A,R	
1N1605		1N1787A		1N1823CA		1N2034-1		1N2165	4-79	1N2813B,R	
1N1605A		1N1788		1N1824,R		1N2034-2		1N2165A	4-79	1N2813BJAN	
1N1606		1N1788A		1N1824A,AR		1N2034-3		1N2166	4-79	1N2814&R	4-78
1N1606A		1N1789		1N1824C		1N2035		1N2166A	4-79	1N2814A,R	
1N1607		1N1789A		1N1824CA		1N2035A		1N2167	4-79	1N2814B,R	
1N1607A		1N1790		1N1825,R		1N2035-1		1N2167A	4-79	1N2814B,AR	
1N1608		1N1790A		1N1825A,AR		1N2035-2		1N2168	4-79	1N2814BJAN	
1N1608A		1N1791		1N1825CA		1N2035-3		1N2168A	4-79	1N2815,R	
1N1609		1N1791A		1N1826,R		1N2035-4		1N2169	4-79	1N2815A,R	
1N1609A		1N1792		1N1826A,AR		1N2036		1N2169A	4-79	1N2815B,R	
		1N1792A		1N1826C		1N2036A		1N2170	4-79	1N2816&R	4-78
RECTIFIERS		1N1793		1N1826CA		1N2036-1		1N2170A	4-79	1N2816A,R	
1N1612,R		1N1793A		1N1827,R		1N2036-2		1N2171	4-79	1N2816B	
1N1613,R		1N1794		1N1827A,AR		1N2037		1N2171A	4-79	1N2816BJAN	
1N1614,R		1N1794A		1N1827C		1N2037A				1N2817,R	
1N1615,R		1N1795		1N1827CA		1N2037-1		DIODES		1N2817B,R	
1N1616,R		1N1795A		1N1828,R		1N2037-2		Zener		1N2818&R	4-78
		1N1796		1N1828A,AR		1N2037-3		1N2498C		1N2818A,R	
DIODES		1N1796A		1N1828C		1N2038		1N2498CA		1N2818B,R	
TC		1N1797		1N1829,R		1N2038A		1N2498A,AR		1N2818BJAN	
1N1735		1N1797A		1N1829A,AR		1N2038-1		1N2499C		1N2819&R	4-78
1N1736	4-80	1N1798		1N1829C		1N2038-2		1N2499A		1N2819A,R	
1N1736A	4-80	1N1798A		1N1830A,AR		1N2038-3		1N2499,R		1N2819B,R	
1N1737	4-80	1N1799		1N1830C		1N2039		1N2499A,AR		1N2819BJAN	
1N1737A	4-80	1N1799A		1N1831,R		1N2039A		1N2500C		1N2820&R	4-78
1N1738	4-80	1N1800		1N1831A,AR		1N2039-1		1N2500CA		1N2820A,R	
1N1738A	4-80	1N1800A		1N1831C		1N2039-2		1N2500A		1N2820B,AR	
1N1739	4-80	1N1801		1N1831CA		1N2039-3		1N2500A,AR		1N2820BJAN	
1N1739A	4-80	1N1801A		1N1832,R		1N2040				1N2821,R	
1N1740	4-80	1N1802		1N1832A,AR		1N2040A		TC		1N2821A,R	
1N1740A	4-80	1N1802A		1N1832C		1N2040-1		1N2620		1N2821B,R	
1N1741	4-80	1N1803		1N1832CA		1N2040-2		1N2620A		1N2822&R	4-78
1N1741A	4-80	1N1803A,AR		1N1833,R		1N2040-3		1N2620B		1N2822A,R	
1N1742	4-80	1N1806,R		1N1833C		1N2041		1N2621		1N2822B,R	
1N1742A	4-80	1N1806A,AR		1N1833CA		1N2041A		1N2621A		1N2822BJAN	
1N1742AJAN		1N1807,R		1N1834,AR		1N2041-1		1N2621B		1N2823&R	4-78
		1N1807A,AR		1N1834C		1N2041-2		1N2622		1N2823A,R	
DIODES		1N1808,R		1N1834CA		1N2042		1N2622A		1N2823B,R	
Zener		1N1808A,AR		1N1835,R		1N2042A		1N2622B		1N2823BJAN	
1N1765		1N1809,R		1N1835C		1N2042-1		1N2623		1N2824&R	4-78
1N1765A		1N1809A,AR		1N1835CA		1N2042-2		1N2623A		1N2824A,R	
1N1766		1N1810,R		1N1836,R		1N2043		1N2623B		1N2824B,R	
1N1766A		1N1810A,AR		1N1836A,AR		1N2043A		1N2624		1N2824BJAN	
1N1767		1N1811,R		1N1837		1N2043-1		1N2624A		1N2825&R	4-78
1N1767A		1N1811A,AR		1N1837C		1N2043-2		1N2624B		1N2825A,R	
1N1768		1N1812,R		1N1838		1N2043-3				1N2825B,R	
1N1768A		1N1812A,AR		1N1838A,AR		1N2044		Zener		1N2825BJAN	
1N1769		1N1813,R		1N1839		1N2044A		1N2804&R	4-78	1N2826&R	4-78
1N1769A		1N1813A,AR		1N1839A		1N2044-1		1N2804A,R		1N2826A,R	
1N1770		1N1814,R		1N1840		1N2044-2		1N2804B,R		1N2826B,R	
1N1770A		1N1814A,AR		1N1840A,AR		1N2044-3		1N2804BJAN		1N2826BJAN	
1N1771		1N1815,R		1N1841		1N2044-4		1N2805&R	4-78	1N2827&R	4-78
1N1771A		1N1815A,AR		1N1841A,AR		1N2045		1N2805A,R		1N2827A,R	
1N1772		1N1816,R		1N1842		1N2045A		1N2805B,R		1N2827B,R	
1N1772A		1N1816A,AR		1N1842A,AR		1N2045-1		1N2805BJAN		1N2827BJAN	
1N1773		1N1816C		1N1843		1N2045-2		1N2806&R	4-78	1N2828,R	
1N1773A		1N1816CA		1N1843A,AR		1N2046		1N2806A,R		1N2828A,R	

CATALOG INDEX (continued)

DEVICE	PAGE	DEVICE	PAGE	DEVICE	PAGE	DEVICE	PAGE	DEVICE	PAGE	DEVICE	PAGE
1N2828B		1N2972BJAN		1N2991&R	4-78	1N3009B.R		1N3025B.R		1N3039B.R	
1N2829&R	4-78	1N2972BJTX		1N2991A.R		1N3009BJAN		1N3025BJAN		1N3039BJAN	
1N2829A.R		1N2973	4-78	1N2991B.R		1N3010		1N3025BJTX		1N3039BJTX	
1N2829B.R		1N2973A.R		1N2991BJAN.R		1N3010A		1N3025BJTXV		1N3039BJTXV	
1N2829BJAN		1N2973B.R		1N2991BJTX.R		1N3010B		1N3026	4-78	1N3040	4-78
1N2830		1N2973BJAN		1N2992&R	4-78	1N3011&R	4-78	1N3026A.R		1N3040A.R	
1N2830A		1N2973BJTX		1N2992A.R		1N3011A.R		1N3026B.R		1N3040B.R	
1N2830B		1N2974	4-78	1N2992B.R		1N3011B.R		1N3026BJAN		1N3040BJAN	
1N2831&R	4-78	1N2974A.R		1N2992BJAN		1N3011BJAN.R		1N3026BJTX		1N3040BJTX	
1N2831A.R		1N2974B.R		1N2992BJTX		1N3011BJTX.R		1N3026BJTXV		1N3040BJTXV	
1N2831B.R		1N2974BJAN		1N2993&R	4-78	1N3012&R	4-78	1N3027	4-78	1N3041	4-78
1N2831BJAN		1N2974BJTX		1N2993A.R		1N3012A.R		1N3027A.R		1N3041A.R	
1N2832&R	4-78	1N2975	4-78	1N2993B.R		1N3012B.R		1N3027B.R		1N3041B.R	
1N2832A.R		1N2975A.R		1N2993BJAN		1N3012BJAN		1N3027BJAN		1N3041BJAN	
1N2832B.R		1N2975B.R		1N2993BJTX		1N3012BJTX		1N3027BJTX		1N3041BJTX	
1N2832BJAN		1N2975BJAN		1N2994		1N3013		1N3027BJTXV		1N3041BJTXV	
1N2833&R	4-78	1N2975BJTX		1N2994A.R		1N3013A.R		1N3028		1N3042	4-78
1N2833A.R		1N2976	4-78	1N2994B.R		1N3013B.R		1N3028A.R		1N3042A.R	
1N2833B.R		1N2976A.R		1N2995		1N3014&R	4-78	1N3028B.R		1N3042B.R	
1N2833BJAN		1N2976B.R		1N2995A.R		1N3014A.R		1N3028BJAN		1N3042BJAN	
1N2834&R	4-78	1N2976BJAN		1N2995B.R		1N3014B.R		1N3028BJTX		1N3042BJTX	
1N2834A.R		1N2976BJTX		1N2995BJAN		1N3014BJAN		1N3028BJTXV		1N3042BJTXV	
1N2834B.R		1N2977	4-78	1N2995BJTX		1N3014BJTX		1N3029	4-78	1N3043	4-78
1N2834BJAN		1N2977A.R		1N2996&R	4-78	1N3015&R	4-78	1N3029A.R		1N3043A.R	
1N2835&R	4-78	1N2977B.R		1N2996A.R		1N3015A.R		1N3029B.R		1N3043B.R	
1N2835A.R		1N2977BJAN		1N2996B.R		1N3015B.R		1N3029BJAN		1N3043BJAN	
1N2835B.R		1N2977BJTX		1N2997&R	4-78	1N3015BJAN		1N3029BJTX		1N3043BJTX	
1N2835BJAN		1N2978		1N2997A.R		1N3015BJTX		1N3029BJTXV		1N3043BJTXV	
1N2836&R	4-78	1N2978A.R		1N2997B.R		1N3016		1N3030	4-78	1N3044	4-78
1N2836A.R		1N2978B.R		1N2997BJAN		1N3016A		1N3030A.R		1N3044A.R	
1N2836B.R		1N2979&R	4-78	1N2997BJTX		1N3016B		1N3030B.R		1N3044B.R	
1N2836BJAN		1N2979A.R		1N2998		1N3016BJAN		1N3030BJAN		1N3044BJAN	
1N2837&R	4-78	1N2979B.R		1N2998A.R		1N3016BJTX		1N3030BJTX		1N3044BJTX	
1N2837A.R		1N2979BJAN		1N2998B.R		1N3016BJTXV		1N3030BJTXV		1N3044BJTXV	
1N2837B.R		1N2979BJTX		1N2999&R	4-78	1N3017	4-78	1N3031	4-78	1N3045	4-78
1N2837BJAN		1N2980&R	4-78	1N2999A.R		1N3017A.R		1N3031A.R		1N3045A.R	
1N2838&R	4-78	1N2980A.R		1N2999B.R		1N3017B.R		1N3031B.R		1N3045B.R	
1N2838A.R		1N2980B.R		1N2999BJAN		1N3017BJAN		1N3031BJAN		1N3045BJAN	
1N2838B.R		1N2980BJAN		1N2999BJTX		1N3017BJTX		1N3031BJTX		1N3045BJTX	
1N2838BJAN		1N2980BJTX		1N3000&R	4-78	1N3017BJTXV		1N3031BJTXV		1N3045BJTXV	
1N2839&R	4-78	1N2981		1N3000A.R		1N3018	4-78	1N3032	4-78	1N3046	4-78
1N2839A.R		1N2981A.R		1N3000B.R		1N3018A.R		1N3032A.R		1N3046A.R	
1N2839B.R		1N2981B.R		1N3000BJAN		1N3018B.R		1N3032B.R		1N3046B.R	
1N2840&R	4-78	1N2982&R	4-78	1N3000BJTX		1N3018BJAN		1N3032BJAN		1N3046BJAN	
1N2840A.R		1N2982A.R		1N3001&R	4-78	1N3018BJTX		1N3032BJTX		1N3046BJTX	
1N2840B.R		1N2982B.R		1N3001A.R		1N3018BJTXV		1N3032BJTXV		1N3046BJTXV	
1N2840BJAN		1N2982BJAN		1N3001B.R		1N3019	4-78	1N3033	4-78	1N3047	4-78
1N2841&R	4-78	1N2982BJTX		1N3001BJAN		1N3019A.R		1N3033A.R		1N3047A.R	
1N2841A.R		1N2983.R		1N3001BJTX		1N3019B.R		1N3033B.R		1N3047B.R	
1N2841B.R		1N2983A.R		1N3002&R	4-78	1N3019BJAN		1N3033BJAN		1N3047BJAN	
1N2841BJAN		1N2983B.R		1N3002A.R		1N3019BJTX		1N3033BJTX		1N3047BJTX	
1N2842&R	4-78	1N2984&R	4-78	1N3002B.R		1N3019BJTXV		1N3033BJTXV		1N3047BJTXV	
1N2842A.R		1N2984A.R		1N3002BJAN		1N3020	4-78	1N3034	4-78	1N3048	4-78
1N2842B.R		1N2984B.R		1N3002BJTX		1N3020A.R		1N3034A.R		1N3048A.R	
1N2842BJAN		1N2984BJAN		1N3003&R	4-78	1N3020B.R		1N3034B.R		1N3048B.R	
1N2843&R	4-78	1N2984BJTX		1N3003A.R		1N3020BJAN		1N3034BJAN		1N3048BJAN	
1N2843A.R		1N2985&R	4-78	1N3003B.R		1N3020BJTX		1N3034BJTX		1N3048BJTX	
1N2843B.R		1N2985A.R		1N3003BJAN		1N3020BJTXV		1N3034BJTXV		1N3048BJTXV	
1N2843BJAN		1N2985B.R		1N3003BJTX		1N3021	4-78	1N3035	4-78	1N3049	4-78
1N2844&R	4-78	1N2985BJAN		1N3004&R	4-78	1N3021A.R		1N3035A.R		1N3049A.R	
1N2844A.R		1N2985BJTX		1N3004A.R		1N3021B.R		1N3035B.R		1N3049B.R	
1N2844B.R		1N2986&R	4-78	1N3004B.R		1N3021BJAN		1N3035BJAN		1N3049BJAN	
1N2844BJAN		1N2986A.R		1N3004BJAN		1N3021BJTX		1N3035BJTX		1N3049BJTX	
1N2845&R	4-78	1N2986B.R		1N3004BJTX		1N3021BJTXV		1N3035BJTXV		1N3049BJTXV	
1N2845A.R		1N2986BJAN		1N3005&R	4-78	1N3022	4-78	1N3036	4-78	1N3050	4-78
1N2845B.R		1N2986BJTX		1N3005A.R		1N3022A.R		1N3036A.R		1N3050A.R	
1N2845BJAN		1N2987		1N3005B.R		1N3022B.R		1N3036B.R		1N3050B.R	
1N2846&R	4-78	1N2987A.R		1N3005BJAN		1N3022BJAN		1N3036BJAN		1N3050BJAN	
1N2846A.R		1N2987B.R		1N3005BJTX		1N3022BJTX		1N3036BJTX		1N3050BJTX	
1N2846B.R		1N2988&R	4-78	1N3006		1N3022BJTXV		1N3036BJTXV		1N3050BJTXV	
1N2846BJAN		1N2988A.R		1N3006A.R		1N3023	4-78	1N3037	4-78	1N3051	4-78
1N2970&R	4-78	1N2988B.R		1N3006B.R		1N3023A.R		1N3037A.R		1N3051A.R	
1N2970A.R		1N2988BJAN		1N3007&R	4-78	1N3023B.R		1N3037B.R		1N3051B.R	
1N2970B.R		1N2988BJTX		1N3007A.R		1N3023BJAN		1N3037BJAN		1N3051BJAN	
1N2970BJAN		1N2989&R	4-78	1N3007B.R		1N3023BJTX		1N3037BJTX		1N3051BJTX	
1N2970BJTX		1N2989A.R		1N3007BJAN		1N3023BJTXV		1N3037BJTXV		1N3051BJTXV	
1N2971	4-78	1N2989B.R		1N3007BJTX		1N3024	4-78	1N3038	4-78	TC	
1N2971A.R		1N2989BJAN		1N3008&R	4-78	1N3024A.R		1N3038A.R		1N3154	4-78
1N2971B.R		1N2989BJTX		1N3008A.R		1N3024B.R		1N3038B.R		1N3154A	4-78
1N2971BJAN		1N2990&R	4-78	1N3008B.R		1N3024BJAN		1N3038BJAN		1N3154AN	4-78
1N2971BJTX		1N2990A.R		1N3008BJAN		1N3024BJTX		1N3038BJTX		1N3154JTX	4-78
1N2972	4-78	1N2990B.R		1N3008BJTX		1N3024BJTXV		1N3038BJTXV		1N3154JTXV	4-78
1N2972A.R		1N2990BJAN		1N3009&R	4-78	1N3025	4-78	1N3039	4-78	1N3155	4-78
1N2972B.R		1N2990BJTX		1N3009A.R		1N3025A.R		1N3039A.R		1N3155A	4-78

CATALOG INDEX (continued)

DEVICE	PAGE	DEVICE	PAGE	DEVICE	PAGE	DEVICE	PAGE	DEVICE	PAGE
1N3155JAN	4-78	1N3320B,R		1N3342BJAN		1N3650		1N3698B	1N3807B
1N3155JTX	4-78	1N3320BJAN		1N3343&R	4-78	1N3659	4-87	1N3699	1N3808
1N3156	4-78	1N3321&R	4-78	1N3343A,R		1N3660	4-87	1N3699A	1N3808A
1N3156A	4-78	1N3321A,R		1N3343B,R		1N3661	4-87	1N3699B	1N3808B
1N3156JAN	4-78	1N3321B,R		1N3343BJAN		1N3662		1N3700	1N3809
1N3156JTX	4-78	1N3321BJAN		1N3344		1N3663	4-87	1N3700A	1N3809A
1N3157	4-78	1N3322&R	4-78	1N3344A,R		1N3670A		1N3700B	1N3809B
1N3157A	4-78	1N3322A,R		1N3344B,R		1N3671A		1N3701	1N3810
1N3157JAN	4-78	1N3322B,R		1N3344BJAN		1N3672A		1N3701A	1N3810A
1N3157JTX	4-78	1N3323		1N3345		1N3673A		1N3701B	1N3810B
		1N3323A,R		1N3345A,R				1N3702	1N3811
VVC		1N3323B,R		1N3345B,R		DIODES		1N3702A	1N3811A
1N3182		1N3323BJAN		1N3346&R	4-78	Zener		1N3702B	1N3811B
		1N3324&R	4-78	1N3346A,R		1N3675		1N3703	1N3812
RECTIFIERS		1N3324A,R		1N3346B,R		1N3675A		1N3703A	1N3812A
1N3208	4-87	1N3324B,R		1N3346BJAN		1N3675B		1N3703B	1N3812B
1N3209	4-87	1N3324BJAN		1N3347&R	4-78	1N3676		1N3785	1N3813
1N3210	4-87	1N3325&R	4-78	1N3347A,R		1N3676A		1N3785A	1N3813A
1N3211		1N3325A,R		1N3347B,R		1N3676B		1N3785B	1N3813B
1N3212	4-87	1N3325B,R		1N3347BJAN		1N3677		1N3786	1N3814
1N3213		1N3325BJAN		1N3348		1N3677A		1N3786A	1N3814A
1N3214	4-87	1N3326&R	4-78	1N3348A,R		1N3677B		1N3786B	1N3814B
		1N3326A,R		1N3348B,R		1N3678		1N3787	1N3815
DIODES		1N3326B,R		1N3348&R	4-78	1N3678A		1N3787A	1N3815A
Zener		1N3326BJAN		1N3349&R	4-78	1N3678B		1N3787B	1N3815B
1N3305		1N3327&R	4-78	1N3349A,R		1N3679		1N3788	1N3816
1N3305A,R		1N3327A,R		1N3349B,R		1N3679A		1N3788A	1N3816A
1N3305B,R		1N3327B,R		1N3349BJAN		1N3679B		1N3788B	1N3816B
1N3305BJAN		1N3327BJAN		1N3350&R	4-78	1N3680		1N3789	1N3817
1N3306&R	4-78	1N3328&R	4-78	1N3350A,R		1N3680A		1N3789A	1N3817A
1N3306A,R		1N3328A,R		1N3350B,R		1N3680B		1N3789B	1N3817B
1N3306B,R		1N3328B,R		1N3350BJAN		1N3681		1N3790	1N3818
1N3306BJAN		1N3328BJAN		RECTIFIERS		1N3681A		1N3790A	1N3818A
1N3307&R	4-78	1N3329		1N3491	4-87	1N3681B		1N3790B	1N3818B
1N3307A,R		1N3329A,R		1N3492	4-87	1N3682		1N3791	1N3819
1N3307B,R		1N3329B,R		1N3493	4-87	1N3682A		1N3791A	1N3819A
1N3307BJAN		1N3330&R	4-78	1N3494		1N3682B		1N3791B	1N3819B
1N3308&R	4-78	1N3330A,R		1N3495	4-87	1N3683		1N3792	1N3820
1N3308A,R		1N3330B,R		DIODES		1N3683A		1N3792A	1N3820A
1N3308B,R		1N3330BJAN		TC		1N3683B		1N3792B	1N3820B
1N3308BJAN		1N3331		1N3496		1N3684		1N3793	1N3821
1N3309&R	4-78	1N3331A,R		1N3497		1N3684A		1N3793A	1N3821A
1N3309A,R		1N3331B,R		1N3498		1N3684B		1N3793B	1N3821AJAN
1N3309B,R		1N3332&R	4-78	1N3499		1N3685		1N3794	1N3821AJTX
1N3309BJAN		1N3332A,R		1N3500		1N3685A		1N3794A	1N3821AJTXV
1N3310&R	4-78	1N3332B,R		1N3501	4-81	1N3685B		1N3794B	1N3822
1N3310A,R		1N3332BJAN		1N3502	4-81	1N3686		1N3795	1N3822A
1N3310B,R		1N3333		1N3503	4-81	1N3686A		1N3795A	1N3822AJAN
1N3310BJAN		1N3333A,R		1N3504	4-81	1N3686B		1N3795B	1N3822AJTX
1N3311&R	4-78	1N3333B,R		RECTIFIERS		1N3687		1N3796	1N3822AJTXV
1N3311A,R		1N3334&R	4-78	1N3569		1N3687A		1N3796A	1N3823
1N3311B,R		1N3334A,R		1N3570		1N3687B		1N3796B	1N3823A
1N3311BJAN		1N3334B,R		1N3571		1N3688		1N3797	1N3823AJAN
1N3312&R	4-78	1N3334BJAN		1N3572		1N3688A		1N3797A	1N3823AJTX
1N3312A,R		1N3335&R	4-78	1N3573		1N3688B		1N3797B	1N3823AJTXV
1N3312B,R		1N3335A,R		1N3574		1N3689		1N3798	1N3824
1N3312BJAN		1N3335B,R		DIODES		1N3689A		1N3798A	1N3824A
1N3313		1N3335BJAN		TC		1N3689B		1N3798B	1N3824AJAN
1N3313A,R		1N3336&R	4-78	1N3580		1N3690		1N3799	1N3824AJTX
1N3313B,R		1N3336A,R		1N3580A		1N3690A		1N3799A	1N3824AJTXV
1N3314&R	4-78	1N3336B,R		1N3580B		1N3690B		1N3799B	1N3825
1N3314A,R		1N3336BJAN		1N3581		1N3691		1N3800	1N3825A
1N3314B,R		1N3337&R	4-78	1N3581A		1N3691A		1N3800A	1N3825AJAN
1N3314BJAN		1N3337A,R		1N3581B		1N3691B		1N3800B	1N3825AJTX
1N3315&R	4-78	1N3337B,R		1N3582		1N3692		1N3801	1N3825AJTXV
1N3315A,R		1N3337BJAN		1N3582A		1N3692A		1N3801A	1N3826
1N3315B,R		1N3338&R	4-78	1N3582B		1N3692B		1N3801B	1N3826A
1N3315BJAN		1N3338A,R		1N3583		1N3693		1N3802	1N3826AJAN
1N3316		1N3338B,R		1N3583A		1N3693A		1N3802A	1N3826AJTX
1N3316A,R		1N3338BJAN		1N3583B		1N3693B		1N3802B	1N3826AJTXV
1N3316B,R		1N3339&R	4-78	RECTIFIERS		1N3694		1N3803	1N3827
1N3317&R	4-78	1N3339A,R		1N3340		1N3694A		1N3803A	1N3827A
1N3317A,R		1N3339B,R		1N3340A,R		1N3694B		1N3803B	1N3827AJAN
1N3317B,R		1N3339BJAN		1N3341		1N3695		1N3804	1N3827AJTX
1N3317BJAN		1N3340		1N3341A,R		1N3695A		1N3804A	1N3828
1N3318		1N3340A,R		1N3341B,R		1N3695B		1N3804B	1N3828A
1N3318A,R		1N3340B,R		1N3342&R	4-78	1N3696		1N3805	1N3828AJAN
1N3318B,R		1N3340BJAN		1N3342A,R		1N3696A		1N3805A	1N3828AJTX
1N3319&R	4-78	1N3341		1N3342B,R		1N3696B		1N3805B	1N3828AJTXV
1N3319A,R		1N3341A,R				1N3697		1N3806	1N3829
1N3319B,R		1N3341B,R				1N3697A		1N3806A	1N3829A
1N3319BJAN		1N3342&R	4-78			1N3697B		1N3806B	1N3830
1N3320&R	4-78	1N3342A,R				1N3698		1N3807	1N3830A
1N3320A,R		1N3342B,R				1N3698A		1N3807A	

DEVICE	PAGE	DEVICE	PAGE	DEVICE	PAGE	DEVICE	PAGE	DEVICE	PAGE	DEVICE	PAGE
RECTIFIERS		1N4063	4-80	1N4108		1N4129	4-77	1N45588.R	4-78	1N4580A	4-79
1N3879	4-91	1N4063A	4-80	1N4108JAN		1N4129JAN		1N45588.R		1N4581	4-79
1N3880	4-91	1N4064	4-80	1N4108JTX		1N4129JTX		1N45588.R		1N4581A	4-79
1N3881	4-91	1N4064A	4-80	1N4108JTXV		1N4129JTXV		1N45598.R	4-78	1N4582	4-79
1N3882		1N4065	4-80	1N4109	4-77	1N4130	4-77	1N45598.R		1N4582A	4-79
1N3883	4-91	1N4065A	4-80	1N4109JAN		1N4130JAN		1N45598.R		1N4583	4-79
1N3889	4-91	1N4066	4-80	1N4109JTX		1N4130JTX		1N45608.R	4-78	1N4583A	4-79
1N3890	4-91	1N4066A	4-80	1N4109JTXV		1N4130JTXV		1N4560A.R		1N4584	4-79
1N3890JAN	4-91	1N4067	4-80	1N4110	4-77	1N4131	4-77	1N45608.R		1N4584A	4-79
1N3890JTX	4-91	1N4067A	4-80	1N4110JAN		1N4131JAN		1N45618.R	4-78		
1N3890JTXV		1N4068	4-80	1N4110JTX		1N4131JTX		1N45618.R		Zener	
1N3891	4-91	1N4068A	4-80	1N4110JTXV		1N4131JTXV		1N45628.R	4-78	1N4614JAN	
1N3891JAN	4-91	1N4069	4-80	1N4111		1N4132	4-77	1N4562A.R		thru	
1N3891JTX	4-91	1N4069A	4-80	1N4111JAN		1N4132JAN		1N4562B.R		1N4627JAN	
1N3891JTXV		1N4070	4-80	1N4111JTX		1N4132JTX		1N45638.R	4-78	1N4614JTX	
1N3892		1N4070A	4-80	1N4111JTXV		1N4132JTXV		1N4563A.R		thru	
1N3893	4-91	1N4071	4-80	1N4112	4-77	1N4133		1N4563B.R		1N4627JTX	
1N3893JAN	4-91	1N4071A	4-80	1N4112JAN		1N4133JAN		1N45648.R	4-78	1N4614JTXV	
1N3893JTX	4-91	1N4072	4-80	1N4112JTX		1N4133JTX		1N4564A.R		thru	
1N3893JTXV		1N4072A	4-80	1N4112JTXV		1N4133JTXV		1N45648.R		1N4627JTXV	
1N3899	4-91	1N4073	4-80	1N4113		1N4134	4-77			RECTIFIERS	
1N3900	4-91	1N4073A	4-80	1N4113JAN		1N4134JAN		TC		1N4719	4-86
1N3901	4-91	1N4074	4-80	1N4113JTX		1N4134JTX		1N4565	4-79	1N4720	4-86
1N3902		1N4074A	4-80	1N4113JTXV		1N4134JTXV		1N4565A	4-79	1N4721	4-86
1N3903	4-91	1N4075	4-80	1N4114	4-77	1N4135	4-77	1N4565AJAN		1N4722	4-86
1N3909	4-91	1N4075A	4-80	1N4114JAN		1N4135JAN		1N4565AJTX		1N4723	4-86
1N3910	4-91	1N4076	4-80	1N4114JTX		1N4135JTX		1N4565AJTXV		1N4724	4-86
1N3910JAN	4-91	1N4076A	4-80	1N4114JTXV		1N4135JTXV		1N4566	4-79	1N4725	4-86
1N3910JTX	4-91	1N4077	4-80	1N4115	4-77	1N4370	4-77	1N4566A	4-79		
1N3910JTXV		1N4077A	4-80	1N4115JAN		1N4370A		1N4566AJAN		DIODES	
1N3911	4-91	1N4078	4-80	1N4115JTX		1N4370AJAN		1N4566AJTX		Zener	
1N3911JAN	4-91	1N4078A	4-80	1N4115JTXV		1N4370AJTX		1N4566AJTXV		1N4728	4-78
1N3911JTX	4-91	1N4079	4-80	1N4116	4-77	1N4370AJTXV		1N4567	4-79	1N4729	4-78
1N3912		1N4079A	4-80	1N4116JAN		1N4371		1N4567A	4-79	1N4729A	
1N3913	4-91	1N4080	4-80	1N4116JTX		1N4371A		1N4567AJAN		1N4730	4-78
1N3913JAN	4-91	1N4080A	4-80	1N4116JTXV		1N4371AJAN		1N4567AJTX		1N4730A	
1N3913JTX		1N4081	4-80	1N4117		1N4371AJTX		1N4567AJTXV		1N4731	4-78
1N3987		1N4081A	4-80	1N4117JAN		1N4371AJTXV		1N4568	4-79	1N4731A	4-78
1N3988		1N4082	4-80	1N4117JTX		1N4372	4-77	1N4568A	4-79	1N4732	4-78
1N3989		1N4082A	4-80	1N4117JTXV		1N4372A		1N4568AJAN		1N4732A	
1N3990		1N4083	4-80	1N4118	4-77	1N4372AJAN		1N4568AJTX		1N4733	4-78
		1N4083A	4-80	1N4118JAN		1N4372AJTX		1N4569	4-79	1N4733A	
		1N4084	4-80	1N4118JTX		1N4372AJTXV		1N4569A	4-79	1N4734	4-78
		1N4084A	4-80	1N4118JTXV				1N4569AJAN		1N4734A	
DIODES		1N4085	4-80	1N4119		Varactor Multiplier		1N4569AJTX		1N4735	4-78
Zener		1N4085A	4-80	1N4119JAN		1N386		1N4569AJTXV		1N4735A	
1N3993R	4-78			1N4119JTX		1N387	4-59	1N4570	4-79	1N4736	4-78
1N3993A.R		Zener		1N4119JTXV		1N388	4-59	1N4570A	4-79	1N4736A	
1N3994R	4-78	1N4099	4-77	1N4120JAN				1N4570AJAN		1N4737	4-78
1N3994A.R		1N4099JAN		1N4120JTX		Zener		1N4570AJTX		1N4737A	4-78
1N3995R	4-78	1N4099JTX		1N4120JTXV		1N4549R	4-78	1N4570AJTXV		1N4738	4-78
1N3995A.R		1N4099JTXV		1N4121		1N4549A.R		1N4571A	4-79	1N4738A	
1N3996R	4-78	1N4100	4-77	1N4121JAN		1N4549B.R		1N4571AJAN		1N4739	4-78
1N3996A.R		1N4100JAN		1N4121JTX		1N4549BJAN		1N4571AJTX		1N4739A	
1N3997R	4-78	1N4100JTX		1N4121JTXV		1N4550R	4-78	1N4571AJTXV		1N4740	4-78
1N3998R	4-78	1N4100JTXV		1N4122	4-77	1N4550A.R		1N4572	4-79	1N4740A	
1N3998A.R		1N4101	4-77	1N4122JAN		1N4550B.R		1N4572A	4-79	1N4741	4-78
1N3999R	4-78	1N4101JAN		1N4122JTX		1N4550BJAN		1N4572AJAN		1N4741A	
1N3999A.R		1N4101JTX		1N4122JTXV		1N4551R	4-78	1N4572AJTX		1N4742	4-78
1N4000R	4-78	1N4101JTXV		1N4123	4-77	1N4551A.R		1N4572AJTXV		1N4742A	
1N4000A.R		1N4102		1N4123JAN		1N4551B.R		1N4573	4-79	1N4743	4-78
		1N4102JAN		1N4123JTX		1N4551BJAN		1N4573A	4-79	1N4743A	
RECTIFIERS		1N4102JTX		1N4123JTXV		1N4552R	4-78	1N4573AJAN		1N4744	4-78
1N4001	4-86	1N4103	4-77	1N4124		1N4552A.R		1N4573AJTX		1N4744A	
1N4002	4-86	1N4103JAN		1N4124JTX		1N4552B.R		1N4573AJTXV		1N4745	4-78
1N4003	4-86	1N4103JTX		1N4124JTXV		1N4552BJAN		1N4574	4-79	1N4746	4-78
1N4004	4-86	1N4103JTXV		1N4125	4-77	1N4553R	4-78	1N4574A	4-79	1N4746A	
1N4005	4-86	1N4104	4-77	1N4125JAN		1N4553A.R		1N4574AJAN		1N4747	4-78
1N4006	4-86	1N4104JAN		1N4125JTX		1N4553B.R		1N4574AJTX		1N4747A	
1N4007	4-86	1N4104JTX		1N4125JTXV		1N4554R	4-78	1N4574AJTXV		1N4748	4-78
		1N4104JTXV		1N4126	4-77	1N4554A.R		1N4575	4-79	1N4748A	
DIODES		1N4105	4-77	1N4126JAN		1N4554B.R		1N4575A	4-79	1N4749	4-78
TC		1N4105JAN		1N4126JTX		1N4554BJAN		1N4576	4-79	1N4749A	
1N4057	4-80	1N4105JTX		1N4126JTXV		1N4555R	4-78	1N4576A	4-79	1N4750	4-78
1N4057A	4-80	1N4106	4-77	1N4127	4-77	1N4555A.R		1N4577	4-79	1N4750A	
1N4058	4-80	1N4106JAN		1N4127JAN		1N4555B.R		1N4577A	4-79	1N4751	4-78
1N4058A	4-80	1N4106JTX		1N4127JTX		1N4556		1N4578	4-79	1N4751A	
1N4059	4-80	1N4106JTXV		1N4128		1N4556A.R		1N4578A	4-79	1N4752	4-78
1N4059A	4-80	1N4107	4-77	1N4128JAN		1N4556B.R		1N4579	4-79	1N4752A	
1N4060	4-80	1N4107JAN		1N4128JTX		1N4557R	4-78	1N4579A	4-79	1N4753	4-78
1N4060A	4-80	1N4107JTX		1N4128JTXV		1N4557B.R		1N4580	4-79	1N4753A	
1N4061	4-80	1N4107JTXV									
1N4061A	4-80										
1N4062	4-80										
1N4062A	4-80										

CATALOG INDEX (continued)

DEVICE	PAGE	DEVICE	PAGE	DEVICE	PAGE	DEVICE	PAGE	DEVICE	PAGE	DEVICE	PAGE
1N4754	4-78	1N4900	4-79	DIODES		1N5235A		1N5263A		1N5290JTX	
1N4754A		1N4900A	4-79	VVC		1N5235B		1N5263B		1N5290JTXV	
1N4755	4-78	1N4901	4-79	1N5139	4-66	1N5236	4-77	1N5264		1N5291	
1N4755A		1N4901A	4-79	1N5139A	4-66	1N5236A		1N5264A		1N5291JAN	
1N4756	4-78	1N4902	4-79	1N5140	4-66	1N5236B		1N5264B		1N5291JTX	
1N4756A		1N4902A	4-79	1N5140A	4-66	1N5237	4-77	1N5265	4-77	1N5291JTXV	
1N4757	4-78	1N4903	4-79	1N5141	4-66	1N5237A		1N5265A		1N5292	
1N4757A		1N4903A	4-79	1N5142	4-66	1N5237B		1N5265B		1N5292JAN	
1N4758	4-78	1N4904	4-79	1N5142A	4-66	1N5238		1N5266	4-77	1N5292JTX	
1N4758A		1N4904A	4-79	1N5143	4-66	1N5238A		1N5266A		1N5292JTXV	
1N4759	4-78	1N4905	4-79	1N5143A	4-66	1N5238B		1N5266B		1N5293	
1N4759A		1N4905A	4-79	1N5144	4-66	1N5239	4-77	1N5267	4-77	1N5293JAN	
1N4760	4-78	1N4906	4-79	1N5144A	4-66	1N5239A		1N5267A		1N5293JTX	
1N4760A		1N4906A	4-79	1N5145	4-66	1N5239B		1N5267B		1N5293JTXV	
1N4761	4-78	1N4907	4-79	1N5145A	4-66	1N5240	4-77	1N5268	4-77	1N5294	
1N4761A		1N4907A	4-79	1N5146	4-66	1N5240A		1N5268A		1N5294JAN	
1N4762	4-78	1N4908	4-79	1N5146A	4-66	1N5240B		1N5268B		1N5294JTX	
1N4762A		1N4908A	4-79	1N5147	4-66	1N5241	4-77	1N5269		1N5294JTXV	
1N4763	4-78	1N4909	4-79	1N5147A	4-66	1N5241A		1N5269A		1N5295	
1N4763A		1N4909A	4-79	1N5148	4-66	1N5241B		1N5269B		1N5295JAN	
1N4764	4-78	1N4910	4-79	1N5148A	4-66	1N5242	4-77	1N5270	4-77	1N5295JTX	
1N4764A		1N4910A	4-79	1N5148A	4-66	1N5242A		1N5270A		1N5295JTXV	
		1N4911	4-79			1N5242B		1N5270B		1N5296	
TC		1N4911A	4-79	Varactor		1N5243	4-77	1N5271	4-77	1N5296JAN	
1N4765		1N4912	4-79	Multiplier		1N5243A		1N5271A		1N5296JTX	
1N4765A		1N4912A	4-79	1N5149	4-59	1N5243B		1N5271B		1N5296JTXV	
1N4766		1N4913	4-79	1N5150	4-59	1N5244		1N5272	4-77	1N5297	
1N4766A		1N4913A	4-79	1N5150A	4-59	1N5244A		1N5272A		1N5297JAN	
1N4767		1N4914	4-79	1N5153	4-59	1N5244B		1N5272B		1N5297JTX	
1N4767A		1N4914A	4-79	1N5153A	4-59	1N5245	4-77	1N5273	4-77	1N5297JTXV	
1N4768		1N4915	4-79	1N5155	4-59	1N5245A		1N5273A		1N5298	
1N4768A		1N4915A	4-79	1N5155A	4-59	1N5245B		1N5273B		1N5298JAN	
1N4769		1N4916	4-79			1N5246	4-77	1N5274	4-77	1N5298JTX	
1N4769A		1N4916A	4-79	THYRISTORS		1N5246A		1N5274A		1N5298JTXV	
1N4770		1N4917	4-79	4-Layer Diodes		1N5246B		1N5274B		1N5299	
1N4770A		1N4917A	4-79	1N5158		1N5247		1N5275	4-77	1N5299JAN	
1N4771		1N4918	4-79	1N5159		1N5247A		1N5275A		1N5299JTX	
1N4771A		1N4918A	4-79	1N5160		1N5247B		1N5275B		1N5299JTXV	
1N4772		1N4919	4-79			1N5248	4-77	1N5276	4-77	1N5300	
1N4772A		1N4919A	4-79	DIODES		1N5248A		1N5276A		1N5300JAN	
1N4773		1N4920	4-79	Zener		1N5248B		1N5276B		1N5300JTX	
1N4773A		1N4920A	4-79	1N5221	4-77	1N5249		1N5277	4-77	1N5300JTXV	
1N4774		1N4921	4-79	1N5221A		1N5249A		1N5277A		1N5301	
1N4774A		1N4921A	4-79	1N5221B		1N5249B		1N5277B		1N5301JAN	
1N4775	4-79	1N4922	4-79	1N5222		1N5250	4-77	1N5278	4-77	1N5301JTX	
1N4775A	4-79	1N4922A	4-79	1N5222A		1N5250A		1N5278A		1N5301JTXV	
1N4776	4-79	1N4923	4-79	1N5222B		1N5250B		1N5278B		1N5302	
1N4776A	4-79	1N4923A	4-79	1N5223	4-77	1N5251	4-77	1N5279	4-77	1N5302JAN	
1N4777	4-79	1N4924	4-79	1N5223A		1N5251A		1N5279A		1N5302JTX	
1N4777A	4-79	1N4924A	4-79	1N5223B		1N5251B		1N5279B		1N5302JTXV	
1N4778	4-79	1N4925	4-79	1N5224		1N5252	4-77	1N5280		1N5303	
1N4778A	4-79	1N4925A	4-79	1N5224A		1N5252A		1N5280A		1N5303JAN	
1N4779	4-79	1N4926	4-79	1N5224B		1N5252B		1N5280B		1N5303JTX	
1N4779A	4-79	1N4926A	4-79	1N5225	4-77	1N5253		1N5281	4-77	1N5303JTXV	
1N4780	4-79	1N4927	4-79	1N5225A		1N5253A		1N5281A		1N5304	
1N4780A	4-79	1N4927A	4-79	1N5225B		1N5253B		1N5281B		1N5304JAN	
1N4781	4-79	1N4928	4-79	1N5226	4-77	1N5254	4-77			1N5304JTX	
1N4781A	4-79	1N4928A	4-79	1N5226A		1N5254A		Current		1N5305	
1N4782	4-79	1N4929	4-79	1N5226B		1N5254B		Regulator		1N5305JAN	
1N4782A	4-79	1N4929A	4-79	1N5227	4-77	1N5255		1N5283		1N5305JTX	
1N4783	4-79	1N4930	4-79	1N5227A		1N5255A		1N5284		1N5305JTXV	
1N4783A	4-79	1N4930A	4-79	1N5227B		1N5255B		1N5285		1N5306	
1N4784	4-79	1N4931	4-79	1N5228	4-77	1N5256	4-77	1N5285A		1N5306JAN	
1N4784A	4-79	1N4931A	4-79	1N5228A		1N5256A		1N5285JTX		1N5306JTX	
1N4890	4-81	1N4932	4-79	1N5228B		1N5256B		1N5285JTXV		1N5307	
1N4890A	4-81	1N4932A	4-79	1N5229	4-77	1N5257	4-77	1N5286		1N5307JAN	
1N4891	4-81			1N5229A		1N5257A		1N5286A		1N5307JTX	
1N4891A	4-81	RECTIFIERS		1N5229B		1N5257B		1N5286JTXV		1N5307JTXV	
1N4892	4-81	1N4933	4-91	1N5230	4-77	1N5258	4-77	1N5287		1N5308	
1N4892A	4-81	1N4934	4-91	1N5230A		1N5258A		1N5287A		1N5308JAN	
1N4893	4-81	1N4935	4-91	1N5230B		1N5258B		1N5287B		1N5308JTX	
1N4893A	4-81	1N4936	4-91	1N5231	4-77	1N5259	4-77	1N5288		1N5308JTXV	
1N4894	4-81	1N4937	4-91	1N5231A		1N5259A		1N5288A		1N5309	
1N4894A	4-81	1N4937A	4-91	1N5231B		1N5259B		1N5288B		1N5309JAN	
1N4895	4-81	1N4938	4-86	1N5232	4-77	1N5260	4-77	1N5288JTX		1N5309JTX	
1N4895A	4-81	1N4938A	4-86	1N5232A		1N5260A		1N5288JTXV		1N5310	
1N4896	4-79	1N4999	4-86	1N5232B		1N5260B		1N5289		1N5310JAN	
1N4896A	4-79	1N5000	4-86	1N5233		1N5261	4-77	1N5289A		1N5310JTX	
1N4897	4-79	1N5001	4-86	1N5233A		1N5261A		1N5289JTX		1N5310JTXV	
1N4897A	4-79	1N5002	4-86	1N5233B		1N5261B		1N5289JTXV		1N5311	
1N4898	4-79	1N5003	4-86	1N5234	4-77	1N5262	4-77	1N5290		1N5311JAN	
1N4898A	4-79			1N5234A		1N5262A		1N5290A			
1N4899	4-79			1N5234B		1N5262B					
1N4899A	4-79			1N5235	4-77	1N5263	4-77				

DEVICE	PAGE	DEVICE	PAGE	DEVICE	PAGE	DEVICE	PAGE	DEVICE	PAGE	DEVICE	PAGE
1N5311JTX		1N5355B		1N5383B		1N5533A		1N5820		1N5926	
1N5311JTXV		1N5356		1N5384	4-78	1N5533B		1N5821		1N5926A	
1N5312		1N5356A		1N5384A		1N5534		1N5823		1N5926B	
1N5312JAN		1N5356B		1N5384B		1N5534A		1N5824		1N5927	
1N5312JTX		1N5357	4-78	1N5385		1N5534B		1N5825		1N5927A	
1N5312JTXV		1N5357A		1N5385A		1N5535	4-77	1N5826		1N5927B	
1N5313		1N5357B		1N5385B		1N5535A		1N5827		1N5928	
1N5313JAN		1N5358	4-78	1N5386	4-78	1N5535B		1N5828		1N5928A	
1N5313JTX		1N5358A		1N5386A		1N5536	4-77	1N5829		1N5928B	
1N5313JTXV		1N5358B		1N5386B		1N5536A		1N5830		1N5929	
1N5314		1N5359	4-78	1N5387		1N5536B		1N5831		1N5929A	
1N5314JAN		1N5359A		1N5387A		1N5537		1N5832		1N5929B	
1N5314JTX		1N5359B		1N5387B		1N5537A		1N5833		1N5930	
1N5314JTXV		1N5360		1N5388	4-78	1N5537B		1N5834		1N5930A	
		1N5360A		1N5388A		1N5538	4-77			1N5930B	
		1N5360B		1N5388B		1N5538A		DIODES		1N5931	
Zener		1N5361	4-78			1N5538B		Zener		1N5931A	
1N5333	4-78	1N5361A		VVC		1N5539		1N5837A	4-77	1N5931B	
1N5333A		1N5361B		1N5441A	4-67	1N5539A		thru		1N5932	
1N5333B		1N5362		thru		1N5539B		1N5873A	4-77	1N5932A	
1N5334	4-78	1N5362A		1N5456A	4-67	1N5540	4-77	1N5837B		1N5932B	
1N5334A		1N5362B		1N5441B		1N5540A		thru		1N5933	
1N5334B		1N5363	4-78	thru		1N5540B		1N5873B		1N5933A	
1N5335	4-78	1N5363A		1N5456B		1N5541	4-77	1N5874A	4-77	1N5933B	
1N5335A		1N5363B		1N5441C		1N5541A		thru		1N5934	
1N5335B		1N5364	4-78	thru		1N5541B		1N5886A	4-77	1N5934A	
1N5336	4-78	1N5364A		1N5456C		1N5542	4-77	1N5874B		1N5934B	
1N5336A		1N5364B		1N5461A	4-66	1N5542A		thru		1N5935	
1N5336B		1N5365	4-78	thru		1N5542B		1N5886B		1N5935A	
1N5337	4-78	1N5365A		1N5476A	4-66	1N5543		1N5887A	4-77	1N5935B	
1N5337A		1N5365B		1N5461B		1N5543A		thru		1N5936	
1N5337B		1N5366	4-78	thru		1N5543B		1N5897A	4-77	1N5936A	
1N5338	4-78	1N5366A		1N5476B		1N5544	4-77	1N5887B		1N5936B	
1N5338A		1N5366B		1N5461C		1N5544A		thru		1N5937	
1N5338B		1N5367	4-78	thru		1N5544B		1N5897B		1N5937A	
1N5339	4-78	1N5367A		1N5476C		1N5545	4-77			1N5937B	
1N5339A		1N5367B		Avalanche		1N5545A		OPTOELECTRONICS		1N5938	
1N5339B		1N5368	4-78	1N5518	4-77	1N5545B		LED		1N5938A	
1N5340		1N5368A		1N5518A		1N5546		1N5909	4-110	1N5938B	
1N5340A		1N5368B		1N5518B		1N5546A		1N5910	4-110	1N5939	
1N5340B		1N5369	4-78	1N5519	4-77	1N5546B		1N5911	4-110	1N5939A	
1N5341	4-78	1N5369A		1N5519A				1N5912	4-110	1N5939B	
1N5341A		1N5369B		1N5519B		TRANSISTORS				1N5940	
1N5341B		1N5370	4-78	1N5520	4-77	Photo		DIODES		1N5940A	
1N5342	4-78	1N5370A		1N5520A		1N5722		Zener		1N5940B	
1N5342A		1N5370B		1N5520B		1N5723		1N5913		1N5941	
1N5342B		1N5371		1N5521	4-77	1N5724		1N5913A		1N5941A	
1N5343	4-78	1N5371A		1N5521A		1N5725		1N5913B		1N5941B	
1N5343A		1N5371B		1N5521B		THYRISTORS		1N5914		1N5942	
1N5343B		1N5372	4-78	1N5522	4-77	Bilateral		1N5914A		1N5942A	
1N5344	4-78	1N5372A		1N5522A		Triggers		1N5914B		1N5942B	
1N5344A		1N5372B		1N5522B		1N5758		1N5915		1N5943	
1N5344B		1N5373	4-78	1N5523	4-77	1N5758A		1N5915A		1N5943A	
1N5345		1N5373A		1N5523A		1N5759		1N5915B		1N5943B	
1N5345A		1N5373B		1N5523B		1N5759A		1N5916		1N5944	
1N5345B	4-78	1N5374	4-78	1N5524	4-77	1N5760		1N5916A		1N5944A	
1N5346		1N5374A		1N5524A		1N5760A		1N5916B		1N5944B	
1N5346A		1N5374B		1N5524B		1N5761		1N5917		1N5945	
1N5346B		1N5375	4-78	1N5525	4-77	1N5761A		1N5917A		1N5945A	
1N5347	4-78	1N5375A		1N5525A		1N5762		1N5917B		1N5945B	
1N5347A		1N5375B		1N5525B		1N5762A		1N5918		1N5946	
1N5347B		1N5376		1N5526	4-77			1N5918A		1N5946A	
1N5348	4-78	1N5376A		1N5526A		4-Layer Diodes		1N5918B		1N5946B	
1N5348A		1N5376B		1N5526B		1N5779		1N5919		1N5947	
1N5348B		1N5377	4-78	1N5527	4-77	1N5780		1N5919A		1N5947A	
1N5349	4-78	1N5377A		1N5527A		1N5781		1N5919B		1N5947B	
1N5349A		1N5377B		1N5527B		1N5782		1N5920		1N5948	
1N5349B		1N5378	4-78	1N5528	4-77	1N5783		1N5920A		1N5948A	
1N5350	4-78	1N5378A		1N5528A		1N5784		1N5920B		1N5948B	
1N5350A		1N5378B		1N5528B		1N5785		1N5921		1N5949	
1N5350B		1N5379	4-78	1N5529	4-77	1N5786		1N5921A		1N5949A	
1N5351		1N5379A		1N5529A		1N5787		1N5921B		1N5949B	
1N5351A		1N5379B		1N5529B		1N5788		1N5922		1N5950	
1N5351B		1N5380	4-78	1N5530	4-77	1N5789		1N5922A		1N5950A	
1N5352	4-78	1N5380A		1N5530A		1N5790		1N5922B		1N5950B	
1N5352A		1N5380B		1N5530B		1N5791		1N5923		1N5951	
1N5352B		1N5381	4-78	1N5531	4-77	1N5792		1N5923A		1N5951A	
1N5353	4-78	1N5381A		1N5531A		1N5793		1N5923B		1N5951B	
1N5353A		1N5381B		1N5531B		RECTIFIERS		1N5924		1N5952	
1N5353B		1N5382		1N5532	4-77	Schottky		1N5924A		1N5952A	
1N5354	4-78	1N5382A		1N5532A		1N5817		1N5924B		1N5952B	
1N5354A		1N5382B		1N5532B				1N5925		1N5953	
1N5354B		1N5383	4-78	1N5533	4-77			1N5925A		1N5953A	
1N5355		1N5383A						1N5925B		1N5953B	
1N5355A											

DEVICE	PAGE	DEVICE	PAGE	DEVICE	PAGE	DEVICE	PAGE	DEVICE	PAGE
1N5954		1N6010	4-77	2N691	4-101	2N1523		2N2218AJTX2	
1N5954A		1N6010A		2N692	4-101	2N1529		2N2219s	4-15
1N5954B		1N6010B		TRANSISTORS				2N2219JAN1	
1N5955		1N6011	4-77	SS Metal				2N2219JAN2	
1N5955A		1N6011A		2N697	4-15	2N1530		2N2219JTX1	
1N5955B		1N6011B		2N699	4-19	2N1531		2N2219JTX2	
1N5956		1N6012	4-77	2N703		2N1532		2N2219As	4-15
1N5956A		1N6012A		2N703JAN		2N1533		2N2219AJAN1	
1N5956B		1N6012B		2N706		2N1534		2N2219AJAN2	
1N5985	4-77	1N6013	4-77	2N706JAN		2N1535		2N2219AJTX1	
1N5985A		1N6013A		2N706A		2N1536		2N2219AJTX2	
1N5985B		1N6013B		2N706B		2N1537		2N2221	4-19
1N5986	4-77	1N6014	4-77	2N708		2N1538		2N2221JAN	
1N5986A		1N6014A		2N708JAN		2N1539		2N2221JTX	
1N5986B		1N6014B		2N708JTX		2N1540		2N2221A	4-19
1N5987	4-77	1N6015	4-77	2N717	4-19	2N1541		2N2221AJAN	
1N5987A		1N6015A		2N718	4-19	2N1542		2N2221AJTX	
1N5987B		1N6015B		2N718A		THYRISTORS			
1N5988	4-77	1N6016	4-77	2N718AJAN		SCR			
1N5988A		1N6016A		2N718AJTX		2N1595	4-100	2N2222JAN	
1N5988B		1N6016B		2N720A		2N1596	4-100	2N2222JTX	
1N5989	4-77	1N6017	4-77	2N736		2N1597	4-100	2N2222A	4-19
1N5989A		1N6017A		2N740		2N1598	4-100	2N2222AJAN	
1N5989B		1N6017B		2N744		2N1599	4-100	2N2222AJTX	
1N5990	4-77	1N6018	4-77	2N753		TRANSISTORS			
1N5990A		1N6018A		2N828A		SS Metal			
1N5990B		1N6018B		2N843	4-19	2N1613	4-19	2N2223A	4-42
1N5991	4-77	1N6019	4-77	2N869AJAN	4-16	2N1613AS		2N2257	
1N5991A		1N6019A		2N869AJTX		2N1613s	4-15	2N2270s	4-19
1N5991B		1N6019B		2N910		2N1613JAN1		2N2297s	4-19
1N5992	4-77	1N6020	4-77	2N914		2N1613JAN2		2N2319	
1N5992A		1N6020A		2N914JAN		2N1613JTX1		THYRISTORS	
1N5992B		1N6020B		2N914JTX		2N1613JTX2		SCR	
1N5993	4-77	1N6021	4-77	2N916	4-15	2N1711AS		2N2322	4-100
1N5993A		1N6021A		2N916JAN	4-18	2N1711s	4-15	2N2324	4-100
1N5993B		1N6021B		2N917	4-18	THYRISTORS			
1N5994	4-77	1N6022	4-77	2N918	4-18	SCR			
1N5994A		1N6022A		2N918AJAN		2N1842	4-100	2N2325	4-100
1N5994B		1N6022B		2N918AJTX		2N1842A	4-100	2N2326	4-100
1N5995	4-77	1N6023	4-77	2N929	4-17	2N1843	4-100	2N2327	4-100
1N5995A		1N6023A		2N929AJAN	4-17	2N1843A	4-100	2N2328	4-100
1N5995B		1N6023B		2N930	4-17	2N1844	4-100	2N2329	4-100
1N5996	4-77	1N6024	4-77	2N930AJAN	4-17	2N1844A	4-100	TRANSISTORS	
1N5996A		1N6024A		2N956		2N1845	4-100	SS Metal	
1N5996B		1N6024B		2N956		2N1845A	4-100	2N2330	
1N5997	4-77	1N6025	4-77	2N998	4-45	2N1846	4-100	2N2331	
1N5997A		1N6025A		2N1131	4-16	2N1846A	4-100	2N2368	4-15
1N5997B		1N6025B		2N1131A	4-16	2N1847	4-100	2N2369	4-15
1N5998	4-77	1N6026	4-77	2N1131S	4-20	2N1847A	4-100	2N2369A	4-15
1N5998A		1N6026A		2N1131AS	4-20	2N1848	4-100	2N2369AJAN	
1N5998B		1N6026B		2N1131JAN		2N1848A	4-100	2N2369AJTX	
1N5999	4-77	1N6027	4-77	2N1132	4-16	2N1849	4-100	2N2382	
1N5999A		1N6027A		2N1132A	4-16	2N1849A	4-100	2N2405s	
1N5999B		1N6027B		2N1132S	4-20	2N1850	4-100	2N2453	
1N6000	4-77	1N6028	4-77	2N1132AS	4-20	2N1850A	4-100	2N2453A	
1N6000A		1N6028A		2N1132JAN		TRANSISTORS			
1N6000B		1N6028B		Pwr				SS Metal	
1N6001	4-77	1N6029	4-77	2N1162		2N1890		2N2481	
1N6001A		1N6029A		2N1163		2N1893s	4-19	2N2481JAN	
1N6001B		1N6029B		2N1164		2N1990s	4-17	2N2481JTX	
1N6002	4-77	1N6030	4-77	2N1165		2N1991s	4-16	2N2483	4-17
1N6002A		1N6030A		2N1166		Met Dual			
1N6002B		1N6030B		2N1190s		2N2060	4-42	2N2539	4-15
1N6003	4-77	1N6031	4-77	2N1191		2N2060A	4-42	2N2540	4-15
1N6003A		1N6031A		2N1192		2N2060JAN		2N2543A	4-41
1N6003B		1N6031B		2N1193		2N2060JTX		THYRISTORS	
1N6004	4-77	TRANSISTORS				SCR			
1N6004A		SS Metal							
1N6004B		2N656s	4-19	2N1194		2N2060JTX		2N2573	4-101
1N6005	4-77	2N657s	4-17	2N1358		2N2060JTX		2N2574	4-101
1N6005A		THYRISTORS							
1N6005B		SCR							
1N6006	4-77	2N681	4-101	2N1359		2N2218AJAN1		2N2575	4-101
1N6006A		2N682	4-101	2N1360		2N2218AJAN2		2N2576	4-101
1N6006B		2N683	4-101	2N1362		2N2218JTX1		2N2577	4-101
1N6007	4-77	2N684	4-101	2N1363		2N2218JTX2		2N2578	4-101
1N6007A		2N685	4-101	2N1364		2N2218As	4-15	2N2579	4-101
1N6007B		2N686	4-101	2N1365		2N2218AJAN1		TRANSISTORS	
1N6008	4-77	2N687	4-101	2N1518		2N2218AJAN2		Met Dual	
1N6008A		2N688	4-101	2N1519		2N2218JTX1		2N2639	4-41
1N6008B		2N689	4-101	2N1520		2N2218JTX2		2N2640	4-41
1N6009	4-77	2N690	4-101	2N1521		2N2218As	4-15	2N2641	4-41
1N6009A						2N1522		2N2642	4-41
1N6009B									
								2N2643	4-41
								2N2644	4-41
								THYRISTORS	
								Unijunction	
								2N2646	4-104
								2N2647	4-104
								TRANSISTORS	
								Metal Dual	
								2N2652	4-42
								2N2652A	4-42
								THYRISTORS	
								2N2687	4-100
								2N2688	4-100
								2N2689	4-100
								2N2690	4-100
								TRANSISTORS	
								Metal Dual	
								2N2720	4-42
								2N2721	4-42
								2N2722	4-41
								2N2723	4-45
								2N2785	4-45
								2N2789s	4-15
								2N2800s	4-16
								2N2845	4-15
								RF	
								2N2857	4-59
								2N2857JAN	
								2N2857JTX	
								2N2857JTXV	
								SS Metal	
								2N2894	4-16
								2N2895	
								2N2896	
								2N2897	
								2N2903	4-41
								2N2903A	4-41
								2N2904s	4-16
								2N2904As	4-16
								2N2905s	4-16
								2N2905JAN1	
								2N2905JAN2	
								2N2905JTX1	
								2N2905JTX2	
								2N2905As	4-16
								2N2905AJAN1	
								2N2905AJAN2	
								2N2905AJTX1	
								2N2905AJTX2	
								2N2905AJTXV	
								2N2906	4-16
								2N2906JAN	
								2N2906JTX	
								2N2906AJTX	
								2N2906ATXV	
								2N2907	4-16
								2N2907JAN	
								2N2907JTX	
								2N2907A	4-16
								2N2907AJAN	
								2N2907AJTX	
								2N2907ATXV	
								2N2907TXV	
								2N2913	4-41
								2N2914	4-41
								2N2915	4-41
								2N2916	4-41
								2N2917	4-41
								2N2918	4-41
								2N2919	4-41
								2N2920	4-41
								2N2944	
								2N2945	
								2N2945A	
								2N2946	
								2N2946A	

DEVICE	PAGE	DEVICE	PAGE	DEVICE	PAGE	DEVICE	PAGE	DEVICE	PAGE	DEVICE	PAGE
RF		RF		2N3506JTX1		Pwr Metal		RF		RF	
2N2947		2N3375		2N3506JTX2		2N3738	4-3	2N3839	4-59	2N4012	
2N2948		2N3375JAN		2N3506TXV		2N3739	4-3	2N3866	4-58	Met Dual	
2N2949		2N3375JTX		2N3507	4-15	2N3739JAN		2N3866A		2N4013	4-15
2N2950				2N3507JAN1		2N3739JTX		2N3866JAN		2N4014	4-15
				2N3507JAN2		2N3740		2N3866JTX		2N4015	4-42
				2N3507JTX1		2N3740A		2N3866AJAN		2N4016	4-42
				2N3507JTX2		2N3740JAN		2N3866AJTX			
SS Metal		SS Metal		2N3507TXV		2N3740JTX					
2N2951s	4-15	2N3425		2N3508	4-15	2N3740JTXV		Pwr Metal		Pwr	
2N2959s	4-15			2N3509	4-15	2N3741	4-4	2N3867	4-4	2N4048	
2N3009		Power		2N3510		2N3741A		2N3867JAN		2N4049	
2N3011	4-15	2N3427		2N3511		2N3741JAN		2N3867JTX		2N4050	
2N3012	4-16			2N3544	4-18	2N3741JTX		2N3867JTXV		2N4051	
2N3013		Fet		2N3546	4-16	2N3741JTXV		2N3868	4-4	2N4052	
2N3013JAN		2N3436						2N3868JAN		2N4053	
2N3014		2N3437		RF		SS Metal		2N3868JTX			
2N3019s	4-19	2N3438		2N3553	4-58	2N3742s	4-17	2N3868JTXV		Fet	
2N3020s	4-19			2N3553JAN		2N3743s	4-18			2N4066	
2N3043	4-41	Pwr Metal		2N3553JTX		2N3743JAN		THYRISTORS		2N4067	
2N3044	4-41	2N3439	4-3			2N3743JTX		SCR			
2N3045	4-41	2N3439s		Pwr Metal		2N3743JTXV		2N3870	4-101	2N3870	4-101
2N3046	4-41	2N3440	4-3	2N3583		2N3762s	4-16	2N3871	4-101	2N3871	4-101
2N3047	4-41	2N3440s		2N3584	4-10	2N3763s	4-16	2N3872	4-101	2N3872	4-101
2N3048	4-41	2N3441				2N3764		2N3873	4-101	2N3873	4-101
2N3053s		2N3442		RF				2N3896	4-101	2N3896	4-101
2N3053As	4-19			2N3585	4-9	Pwr Metal		2N3897	4-101	2N3897	4-101
2N3054A		SS Metal		2N3632		2N3766		2N3898	4-101	2N3898	4-101
2N3055	4-6	2N3444s	4-15			2N3767		2N3899	4-101	2N3899	4-101
2N3072s		2N3444JAN		SS Metal		2N3773					
2N3073	4-16			2N3634s	4-16	2N3773		TRANSISTORS			
2N3110s	4-19	Pwr Metal		2N3634JAN1		2N3789		Pwr Metal			
2N3114s	4-17	2N3445		2N3634JAN2		2N3789S		2N3902	4-9	SS Plastic	
2N3133s	4-16	2N3447		2N3634JTX1		2N3790HS		2N3902JAN		2N4123	4-24
2N3135	4-16	2N3448		2N3634JTX2		2N3791	4-6	2N3902JTX		2N4124	4-24
				2N3635s	4-16	2N3791JAN				2N4124	4-24
RF		SS Metal		2N3635JAN1		2N3791JTX		Pwr Plastic		2N4126	4-24
2N3137		2N3467s	4-16	2N3635JAN2		2N3791JTXV		2N3903	4-24	RF	
		2N3467JAN1		2N3635JTX1		2N3792	4-6	2N3904	4-24	2N4130	
SS Metal		2N3467JAN2		2N3635JTX2		2N3792JAN		2N3905	4-24		
2N3220		2N3467JTX1		2N3635TXV	4-16	2N3792JTX		2N3906	4-24	THYRISTORS	
2N3227	4-15	2N3467JTX2		2N3636s		2N3792HS				SCR	
2N3244s	4-16	2N3468s	4-16	2N3636JAN1		Fet		2N3909	4-31	2N4167	4-100
2N3245s	4-16	2N3468JAN1		2N3636JAN2		2N3796	4-32	2N3909A	4-31	2N4168	4-100
2N3249	4-16	2N3468JAN2		2N3636JTX1		2N3797	4-32			2N4169	4-100
2N3250	4-16	2N3468JTX1		2N3636JTX2						2N4170	4-100
2N3250A	4-16	2N3468JTX2		2N3637s	4-18	SS Metal				2N4171	4-100
2N3250AJAN		2N3485	4-20	2N3637JAN1		2N3798	4-17	2N3924		2N4172	4-100
2N3250AJTX		2N3485A	4-20	2N3637JAN2		2N3799	4-17	2N3925		2N4173	4-100
2N3251	4-16	2N3485AJAN		2N3637JTX1		2N3806	4-41	2N3926		2N4174	4-100
2N3251A	4-16	2N3485AJTX		2N3637JTX2		2N3807	4-41	2N3927		2N4183	4-100
2N3251AJAN		2N3486	4-20	2N3637TXV		2N3808	4-41			2N4184	4-100
2N3251AJTX		2N3486A	4-20	2N3647	4-15	2N3809	4-41	SS Metal		2N4185	4-100
2N3252s	4-15	2N3486AJAN		2N3648	4-15	2N3810	4-41	2N3946	4-15	2N4186	4-100
2N3253s	4-15	2N3486AJTX		2N3673		2N3810A		2N3947	4-15	2N4187	4-100
2N3253JAN		2N3494s	4-18	2N3677		2N3810JAN		RF		2N4188	4-100
2N3283		2N3495s	4-18	2N3712s	4-17	2N3810JTX		2N3948	4-55	2N4189	4-100
2N3284		2N3496	4-18	Pwr Metal		2N3810JTXV		2N3950		2N4190	4-100
2N3285		2N3497	4-18	2N3713		2N3811	4-41	2N3959			
		2N3498s	4-17	2N3713HS		2N3811A		2N3960	4-60	Pulse Modulator	
RF		2N3498JAN1		2N3714		2N3811JAN		2N3960JAN		2N4199	4-103
2N3287		2N3498JAN2		2N3714HS		2N3811JTX		2N3960JTX		2N4200	4-103
2N3291		2N3498JTX1		2N3715	4-6	2N3811JTXV		2N3961		2N4200JAN	4-103
2N3292		2N3498JTX2		2N3715HS		2N3812	4-41			2N4201	4-103
2N3294		2N3498TXV		2N3715JAN		2N3813	4-41	Fet		2N4201JAN	4-103
2N3295s		2N3499s	4-17	2N3715JTX		2N3814	4-41	2N3970	4-32	2N4202	4-103
2N3296		2N3499JAN1		2N3715JTXV		2N3815	4-41	2N3971	4-32	2N4202JAN	4-103
2N3297		2N3499JAN2		2N3716	4-6	2N3816	4-41	2N3972	4-32	2N4203	4-103
		2N3499JTX1		2N3716HS		2N3816A	4-41			2N4203JAN	4-103
SS Metal		2N3499JTX2		2N3716JAN		2N3817	4-41	SS Metal		2N4204	4-103
2N3299s	4-15	2N3499TXV		2N3716JTX		2N3817A	4-41	2N3978		2N4204JAN	4-103
2N3300s	4-15	2N3500s	4-17	2N3716JTXV		Fet		THYRISTORS		SS Metal	
2N3301	4-19	2N3500JAN1		2N3717		2N3821		2N3980		2N4208	4-16
2N3302	4-19	2N3500JAN2				2N3822	4-31			2N4209	4-16
2N3303		2N3500JTX1		SS Metal		2N3823	4-30	TRANSISTORS			
2N3307	4-18	2N3500JTX2		2N3724	4-15	2N3824	4-30	Fet			
2N3308	4-18	2N3500TXV		2N3725	4-15			2N3993	4-32	THYRISTORS	
		2N3501s	4-17	2N3726				2N3994	4-32	2N4212	4-100
		2N3501JAN1		2N3727		SS Dual		2N3994A	4-32	2N4213	4-100
Fet		2N3501JAN2		2N3734	4-15	2N3838	4-42			2N4214	4-100
2N3330	4-31	2N3501JTX1		2N3735	4-15					2N4215	4-100
2N3330JAN		2N3501JTX2		2N3736	4-15						
2N3330JTX		2N3501TXV		2N3737	4-15						
2N3365	4-31	2N3505	4-15								
2N3366	4-31	2N3506JAN1									
2N3367	4-31	2N3506JAN2									

DEVICE	PAGE	DEVICE	PAGE	DEVICE	PAGE	DEVICE	PAGE	DEVICE	PAGE	DEVICE	PAGE
2N4216	4-100										
2N4217	4-100										
2N4218	4-100										
2N4219	4-100										
TRANSISTORS											
Fet											
2N4220	4-30										
2N4220A	4-31										
2N4221	4-30										
2N4221A	4-31										
2N4222	4-30										
2N4222A	4-31										
2N4223	4-33										
2N4224	4-33										
Pwr Metal											
2N4231A	4-5										
2N4232A	4-5										
2N4233A	4-5										
2N4234s											
2N4235s											
2N4236s											
2N4237s											
2N4238s											
2N4239s											
2N4240	4-3										
SS Metal											
2N4260	4-18										
2N4261	4-18										
2N4264	4-25										
2N4265	4-25										
Pwr											
2N4276											
2N4277											
2N4278											
2N4279											
2N4280											
2N4281											
2N4282											
2N4283											
Fet											
2N4342	4-31										
Pwr Metal											
2N4348											
Fet											
2N4351	4-30										
2N4352	4-30										
2N4360	4-31										
2N4391	4-32										
2N4392	4-32										
2N4393	4-32										
Pwr Metal											
2N4398	4-7										
2N4398HS											
2N4399	4-7										
2N4399HS											
2N4399JAN											
2N4399JTX											
2N4399JTXV											
SS Plastic											
2N4400	4-24										
2N4401	4-24										
2N4402	4-24										
2N4403	4-24										
2N4404	4-16										
2N4405	4-16										
2N4406	4-16										
2N4407	4-16										
2N4409											
2N4410											
2N4416	4-33										
2N4416A	4-33										
RF											
2N4427	4-54										
2N4428	4-60										
2N4440											
THYRISTORS											
SCR											
2N4441	4-98										
2N4442	4-98										
2N4443	4-98										
2N4444	4-98										
TRANSISTORS											
SS Metal											
2N4449											
2N4449JAN											
2N4449JTX											
2N4450	4-15										
2N4453											
THYRISTORS											
Unijunction											
2N4851	4-104										
2N4852	4-104										
2N4853	4-104										
TRANSISTORS											
SS Metal											
2N4854	4-42										
2N4854JAN											
2N4854JTX											
2N4854JTXV											
2N4855	4-42										
Fet											
2N4856	4-32										
2N4856A	4-32										
2N4856JAN											
2N4856JTX											
2N4857	4-32										
2N4857A	4-32										
2N4858	4-32										
2N4858A	4-32										
2N4859	4-32										
2N4859A	4-32										
2N4859JAN											
2N4859JTX											
2N4860	4-32										
2N4860A	4-32										
2N4861	4-32										
2N4861A	4-32										
THYRISTORS											
Unijunction											
2N4870	4-104										
2N4871	4-104										
TRANSISTORS											
Pwr Metal											
2N4877											
SS Metal											
2N4890	4-16										
Pwr Metal											
2N4898											
2N4899											
2N4900											
2N4901											
2N4902											
2N4903											
2N4904											
2N4905											
2N4906											
2N4910											
2N4911											
2N4912											
2N4913											
2N4914											
2N4915											
2N4918	4-4										
2N4919	4-4										
2N4920	4-4										
2N4921	4-4										
2N4922	4-4										
2N4923	4-4										
SS Metal											
2N4924s	4-17										
2N4925s											
2N4926	4-17										
2N4927	4-17										
2N4928s	4-18										
2N4929s	4-16										
2N4930s	4-18										
2N4930JAN											
2N4930JTX											
2N4931s	4-18										
2N4931JAN					</						

DEVICE	PAGE	DEVICE	PAGE	DEVICE	PAGE	DEVICE	PAGE	DEVICE	PAGE	DEVICE	PAGE
Fet		RF		2N6072A	4-99	2N6191		2N6344	4-99	2N6443	4-41
2N5716	4-31	2N5941	4-57	2N6072B	4-99	2N6192		2N6344A	4-99	2N6444	4-41
2N5717	4-31	2N5942	4-57	2N6073	4-99	2N6193		2N6345	4-99	2N6445	4-41
2N5718	4-31	2N5943	4-60	2N6073A	4-99	2N6211		2N6345A	4-99	2N6446	4-41
Pwr Metal		2N5944	4-55	2N6073B	4-99	2N6212		2N6346	4-99	2N6447	4-41
2N5745	4-6	2N5945	4-55	2N6074	4-99	2N6213		2N6346A	4-99	2N6448	4-41
2N5745HS		2N5946	4-55	2N6074A	4-99	2N6226	4-5	2N6347	4-99	Pwr Metal	
2N5745JAN		2N5947		2N6074B	4-99	2N6227	4-5	2N6347A	4-99	2N6495	4-11
2N5745JTX		Pwr Plastic		2N6075	4-99	2N6228	4-5	2N6348	4-99	Pwr Plastic	
2N5758	4-5	2N5973	4-42	2N6075A	4-99	2N6229	4-6	2N6348A	4-99	2N6497	4-5
2N5759	4-5	2N5974	4-42	2N6075B	4-99	2N6230	4-6	2N6349	4-99	2N6498	4-5
2N5760	4-5	2N5975	4-42	TRANSISTORS		2N6231	4-6	2N6349A	4-99	2N6499	4-5
SS Metal		2N5976	4-42	Pwr Metal		2N6233	4-5	TRANSISTORS		SS Ceramic	
2N5763		2N5977		2N6077		2N6234	4-5	RF		2N6501	4-37
OPTOS		2N5978		2N6078		2N6235	4-5	2N6366		SS Metal	
Photodetectors		2N5979		RF		THYRISTORS		2N6367	4-53	2N6502	
2N5777	4-112	2N5980		2N6080	4-54	SCR		2N6368	4-53	2N6503	
2N5778	4-112	2N5981		2N6081	4-55	2N6236	4-98	2N6370	4-57	SS Plastic	
2N5779	4-112	2N5982		2N6082	4-55	2N6237	4-98	Pwr Metal		2N6515	4-27
2N5780	4-112	2N5983		2N6083	4-55	2N6238	4-98	2N6377	4-7	2N6516	4-27
TRANSISTORS		2N5984		2N6084	4-55	2N6239	4-98	2N6378	4-7	2N6517	4-27
SS Metal		2N5985		2N6094		2N6240	4-98	2N6379	4-7	2N6518	4-27
2N5793		2N5986	4-6	2N6095		2N6241	4-98	2N6380		2N6519	4-27
2N5794		2N5987	4-6	2N6096		2N6249	4-6	2N6381		2N6520	4-27
2N5795	4-42	2N5988	4-6	2N6097		2N6250	4-6	2N6382		Dual Chip	
2N5796	4-42	2N5989	4-6	THYRISTORS		TRANSISTORS		2N6383	4-6	2N6521	4-45
Fet		2N5990	4-6	PUT		RF		2N6384	4-6	2N6522	4-45
2N5797	4-31	2N5991	4-6	2N6116		2N6251	4-6	2N6385	4-6	Pwr Metal	
2N5798	4-31	THYRISTORS		2N6116JAN		2N6255	4-54	THYRISTORS		2N6542	4-5
2N5799	4-31	PUT		2N6117		2N6256	4-55	SCR		2N6543	4-5
2N5800	4-31	2N6027		2N6117JAN		Pwr Metal		2N6394	4-98	2N6544	4-5
RF		2N6028		2N6118		2N6274	4-11	2N6395	4-98	2N6545	4-5
2N5829	4-59	TRANSISTORS		2N6118JAN		2N6275	4-7	2N6396	4-98	2N6546	4-6
2N5835	4-60	Pwr Metal		2N6136		2N6276	4-7	2N6397	4-98	2N6547	4-6
2N5836	4-60	2N6029	4-6	TRANSISTORS		2N6277	4-7	2N6398	4-98	Duowatt	
2N5837	4-60	2N6030	4-6	RF		2N6278		2N6399	4-98	2N6548	4-28
Pwr Metal		2N6031	4-6	THYRISTORS		2N6279		2N6400	4-98	2N6549	4-28
2N5838		Pwr Plastic		Triac		2N6280		2N6401	4-98	2N6551	4-28
2N5839		2N6034	4-4	2N6145	4-102	2N6281		2N6402	4-98	2N6552	4-28
2N5840		2N6035	4-4	2N6146	4-102	2N6282	4-6	2N6403	4-98	2N6553	4-28
RF		2N6036	4-4	2N6147	4-102	2N6283	4-6	2N6404	4-98	2N6554	4-28
2N5841	4-60	2N6037	4-4	2N6151	4-99	2N6284	4-6	2N6405	4-98	2N6555	4-28
2N5842		2N6038	4-44	2N6152	4-99	2N6285	4-6	TRANSISTORS		2N6556	4-28
SS Plastic		2N6039	4-4	2N6153	4-99	2N6286	4-6	Pwr Plastic		2N6557	4-28
2N5845		2N6040	4-5	2N6154	4-99	2N6287	4-6	2N6406	4-3	2N6558	4-28
2N5845A		2N6041	4-5	2N6155	4-99	2N6288	4-6	2N6407	4-3	2N6559	4-28
RF		2N6042	4-5	2N6156	4-99	2N6289	4-6	2N6408	4-3	Pwr Metal	
2N5846		2N6043	4-5	2N6157	4-102	2N6290	4-5	2N6409	4-3	2N6569	4-6
2N5847	4-53	2N6044	4-5	2N6158	4-102	2N6291	4-5	2N6410	4-4	2N6576	4-6
2N5848	4-53	2N6045	4-5	2N6159	4-102	2N6292	4-5	2N6411	4-4	2N6577	4-6
2N5849	4-53	Pwr Metal		2N6160	4-102	2N6293	4-5	2N6412	4-4	2N6580	4-6
SS Metal		2N6049		2N6161	4-102	2N6294	4-7	2N6413	4-4	2N6673	4-20
2N5859	4-15	2N6050	4-8	2N6162	4-102	2N6295	4-4	2N6414	4-4	Fet	
2N5861	4-15	2N6051	4-6	2N6163		2N6296	4-7	2N6415	4-4	3N124	4-33
RF		2N6052	4-6	2N6164		2N6297	4-4	2N6416	4-4	3N125	4-33
2N5862		2N6053	4-5	2N6165		2N6298	4-5	2N6417	4-4	3N126	4-33
Pwr Metal		2N6054	4-5	TRANSISTORS		2N6299	4-5	2N6418	4-4	3N128	4-33
2N5867		2N6055	4-5	RF		2N6300	4-5	2N6419	4-4	3N140	4-33
2N5868		2N6056	4-5	2N6166	4-58	2N6301	4-5	2N6420	4-3	3N155	4-32
2N5875	4-6	2N6057	4-8	THYRISTORS		2N6303		2N6421	4-3	3N155A	4-32
2N5876	4-6	2N6058	4-8	SCR		RF		2N6422	4-3	3N156	4-32
2N5877	4-6	2N6059	4-6	2N6167	4-100	2N6304	4-60	2N6423	4-3	3N156A	4-32
2N5878	4-6	THYRISTORS		2N6168	4-100	2N6305	4-60	2N6424	4-3	3N157	4-32
2N5879	4-6	Triac		2N6169	4-100	Pwr Metal		2N6425	4-3	3N157A	4-32
2N5880	4-6	2N6068	4-99	2N6170	4-100	2N6306	4-5	SS Plastic		3N158	4-32
2N5881	4-6	2N6068A	4-99	2N6171	4-101	2N6307	4-5	2N6426	4-45	3N158A	4-32
2N5882	4-6	2N6068B	4-99	2N6172	4-101	2N6308	4-5	2N6427	4-45	3N170	4-32
2N5883	4-7	2N6069	4-99	2N6173	4-101	2N6312	4-5	2N6428		3N171	4-32
2N5884	4-7	2N6069A	4-99	2N6174	4-101	2N6313	4-5	thru		3N209	4-33
2N5885	4-7	2N6069B	4-99	TRANSISTORS		2N6314	4-5	2N6435		3N210	4-33
2N5886	4-7	2N6070	4-99	Pwr Metal		2N6315		Pwr Metal		3N223	4-33
SS Metal		2N6070A	4-99	2N6186		2N6316		2N6436	4-7	3N224	4-33
2N5887	4-6	2N6070B	4-99	2N6187		2N6317		2N6437	4-7		
2N5888	4-7	2N6071	4-99	2N6188		2N6318	4-99	2N6438	4-7		
2N5889	4-7	2N6071A	4-99	2N6189		2N6338	4-7	SS Multiples			
2N5890	4-7	2N6071B	4-99	2N6190		2N6339	4-7	2N6441	4-41		
2N5891	4-7	2N6072	4-99			2N6340	4-7	2N6442	4-41		
						2N6341	4-7				
						THYRISTORS					
						Triac					
						2N6342	4-99				
						2N6342A	4-99				
						2N6343	4-99				
						2N6343A	4-99				

CATALOG INDEX (continued)

DEVICE	PAGE	DEVICE	PAGE	DEVICE	PAGE	DEVICE	PAGE	DEVICE	PAGE	DEVICE	PAGE
OPTOS		MAC35-5	4-102	DIODES		MRTL		MRTL		mW MRTL	
Coupler		MAC35-6	4-102	Hot Carrier		MC700	2-10	MC794	2-10	MC864	2-11
4N25	4-109	MAC35-7	4-102	MBD101	4-72	MC701	2-10	MC796	2-10	MC867,A	2-11
4N25A	4-109	MAC35-8	4-102	MBD102	4-72	MC702	2-10	MC797	2-10	MC870	2-11
4N26	4-109	MAC35-10	4-102	MBD103	4-72	MC703	2-10				
4N27	4-109	MAC36-1	4-102	MBD201	4-72	MC704	2-10	mW MRTL		MRTL	
4N28	4-109	MAC36-2	4-102	MBD301	4-72	MC705	2-10	MC798	2-11	MC871	
4N29	4-109	MAC36-3	4-102	MBD501	4-72	MC706	2-10			MC874	
4N29A	4-109	MAC36-4	4-102	MBD502	4-72	MC707	2-10	MRTL		MC875	
4N30	4-109	MAC36-5	4-102	MBD701	4-72			MC799	2-10		
4N31	4-109	MAC36-6	4-102	MBD702	4-72	mW MRTL		MC800	2-10	mW MRTL	
4N32	4-109	MAC36-7	4-102			MC708	2-11	MC801	2-10	MC876	2-11
4N32A	4-109	MAC36-8	4-102	VVC		MC709	2-11	MC802	2-10		
4N33	4-109	MAC36-10	4-102	MB1101	4-72	MC710	2-11	MC803	2-10	MRTL	
4N35	4-109	MAC37-1	4-102			MC711	2-11	MC804	2-10	MC877	
4N36	4-109	MAC37-2	4-102	RECTIFIERS		MC712	2-11	MC805	2-10		
4N37	4-109	MAC37-3	4-102	Schottky		MC713	2-11	MC806	2-10	mW MRTL	
4N38	4-109	MAC37-4	4-102	MBR320M	4-92			MC807	2-10	MC878	2-11
4N38A	4-109	MAC37-5	4-102	MBR330M	4-92	MRTL					
		MAC37-6	4-102	MBR335M	4-92	MC714	2-10	mW MRTL		MRTL	
DIODES		MAC37-7	4-102	MBR1520	4-92	MC715	2-10	MC808	2-11	MC879	
VVC		MAC37-8	4-102	MBR1530	4-92			MC809	2-11	MC880	
BB105A	4-70	MAC37-10	4-102	MBR1535		mW MRTL		MC810	2-11		
BB105AM		MAC38-1	4-102	MBR2520	4-92	MC717	2-11	MC811	2-11	mW MRTL	
BB105B	4-70	MAC38-2	4-102	MBR2530	4-92	MC718	2-11	MC812	2-11	MC881	2-11
BB105BM		MAC38-3	4-102	MBR2535		MC719	2-11	MC813	2-11	MC882	2-11
BB105G	4-70	MAC38-4	4-102	MBR4020	4-92	MC720	2-11				
BB105GM		MAC38-5	4-102	MBR4020PF	4-92	MC721	2-11	MRTL		MRTL	
		MAC38-6	4-102	MBR4030	4-92	MC722	2-11	MC814	2-10	MC883	2-10
TRANSISTORS		MAC38-7	4-102	MBR4030PF	4-92			MC815	2-10	MC884	2-10
RF		MAC38-8	4-102	MBR4035	4-92	MRTL		MC816	2-10	MC885	2-10
BFR90	4-60	MAC38-10	4-102			MC723	2-10			MC885,A	2-10
BFR91	4-60	MAC77-1		THYRISTORS		MC724,A	2-10	mW MRTL		MC886	2-10
BFR96	4-60	MAC77-2		Bidirectional Switch		MC725	2-10	MC817	2-11	MC887	2-10
BFX89	4-60	MAC77-3		MBS4991	4-105	MC726	2-10	MC818	2-11	MC888	2-10
BFY90	4-60	MAC77-4		MBS4992	4-105	MC727	2-10	MC819	2-11	MC889,A	2-10
		MAC77-5		MIL-M-38510				MC820	2-11	MC890	2-10
Pwr Metal		MAC77-6		Devices	5-5	mW MRTL		MC821	2-11	MC891	2-10
BU108	4-5	MAC77-7				MC728	2-11	MC822	2-11	MC892	2-10
BU126		MAC77-8		LINEAR							
BU205	4-4	MAC92-1	4-99	MC8113L	3-6	MRTL		MRTL		mW MRTL	
BU208	4-9	MAC92-2	4-99	MC8113P	3-6	MC729	2-10	MC824,A	2-10	MC893	2-11
BYW60	4-89	MAC92-3	4-99	MC8114L	3-6			MC825	2-10		
BYW61	4-89	MAC92-4	4-99	MC8114P	3-6	mW MRTL		MC826	2-10	MRTL	
BYW62	4-89	MAC92-5	4-99	MC8123L	3-6	MC764	2-11	MC827	2-10	MC894	2-10
BYW64	4-89	MAC92-6	4-99	MC8123P	3-6	MC767,A	2-11			MC896	2-10
BYW66	4-89	MAC92A-1	4-99	MC8124L	3-6	MC770	2-11	mW MRTL		MC897	2-10
BYW68	4-89	MAC92A-2	4-99	MC8124P	3-6			MC828F	2-11		
		MAC92A-3	4-99	MC8126	3-7	MRTL		MRTL		mW MRTL	
MICROCOMPUTER		MAC52A-4	4-99	MHTL		MC771	2-10	MC829	2-10	MC898	2-11
Family		MAC92A-5	4-99	MC660		MC774	2-10			MRTL	
M6800	1-2	MAC92A-6	4-99	MC661		MC775	2-10			MC899	
		MAC220-2	4-99	MC662		mW MRTL		MDTL		MC900	2-10
Support Hardware		MAC220-3	4-99	MC663		2N776	2-11	MC830	2-8	MC901	2-10
M6800	1-4	MAC220-5	4-99	MC664				MC831	2-8	MC902	2-10
		MAC220-7	4-99	MC665		MRTL		MC832	2-8	MC903	2-10
Support Software		MAC220-9	4-99	MC666		MC777	2-10	MC833	2-8	MC904	2-10
M6800	1-4	MAC221-2	4-99	MC667				MC834	2-8	MC905	2-10
		MAC221-3	4-99	MC668		mW MRTL		MC835	2-8	MC906	2-10
System Support		MAC221-5	4-99	MC669		MC778	2-11	MC836	2-8	MC907	2-10
M6800	1-3	MAC221-7	4-99	MC670				MC837	2-8		
		MAC221-9	4-99	MC671		MRTL		MC838	2-8		
THYRISTORS		MAC4688	4-103	MC672		MC779	2-10	MC839	2-8	mW MRTL	
Triac		MAC4689	4-103	MC673		MC780	2-10	MC840	2-8	MC908	2-11
MAC10-1	4-99	MAC4690	4-103	MC674				MC841	2-8	MC909	2-11
MAC10-2	4-99	MAC5441	4-103	MC675		mW MRTL		MC843	2-8	MC910	2-11
MAC10-3	4-99	MAC5442	4-103	MC676		MC781	2-11	MC844	2-8	MC911	2-11
MAC10-4	4-99	MAC5443	4-103	MC677		MC782	2-11	MC845	2-8	MC912	2-11
MAC10-5	4-99	MAC5444	4-103	MC678				MC846	2-8	MC913	2-11
MAC10-6	4-99	MAC5445	4-103	MC679		MRTL		MC847	2-8		
MAC10-7	4-99	MAC5446	4-103	MC680		MC783	2-10	MC848	2-8	MRTL	
MAC10-8	4-99	MAC6400-80	4-103	MC681		MC784	2-10	MC849	2-8	MC914	2-10
MAC11-1	4-99	MAC6410-80	4-103	MC682		MC785,A	2-10	MC850	2-9	MC915	2-10
MAC11-2	4-99	MAC6420-80	4-103	MC683		MC786	2-10	MC851	2-9	MC916	2-10
MAC11-3	4-99	NAC40688	4-103	MC684		MC787	2-10	MC852	2-9		
MAC11-4	4-99	NAC40689	4-103	MC685		MC788	2-10	MC853	2-9	mW MRTL	
MAC11-5	4-99	NAC40690	4-103	MC686		MC789,A	2-10	MC854	2-9	MC917	2-11
MAC11-6	4-99	NAC40795	4-102	MC687		MC790	2-10	MC856	2-9	MC918	2-11
MAC11-7	4-99	NAC40796	4-102	MC688		MC791	2-10	MC857	2-9	MC919	2-11
MAC11-8	4-99	NAC40797	4-102	MC689		MC792	2-10	MC858	2-9	MC920	2-11
MAC35-1	4-102	NAC40798	4-102	MC690				MC861	2-9	MC921	2-11
MAC35-2	4-102	NAC40799	4-102	MC691		mW MRTL		MC862	2-9	MC922	2-11
MAC35-3	4-102	NAC40800	4-102	MC696		MC793	2-11	MC863	2-9		
MAC35-4	4-102	NAC40801	4-102	MC699							

CATALOG INDEX (continued)

DEVICE	PAGE	DEVICE	PAGE	DEVICE	PAGE	DEVICE	PAGE	DEVICE	PAGE	DEVICE	PAGE
MRTL		MC1310	3-33	MC1535	4-16	MC1803	2-9	MC3108		MC4017	2-6
MC924	2-10	MC1311	3-33	MC1536	3-15	MC1804	2-9	MC3109		MC4018	2-6
MC925	2-10	MC1312	3-33	MC1537	3-16	MC1805	2-9	MC3110		MC4019	2-6
MC926	2-10	MC1314	3-33	MC1538	3-15	MC1806	2-9	MC3111		MC4021	
MC927	2-10	MC1315	3-33	MC1539	3-14	MC1807	2-9	MC3112		MC4022	
mW MRTL		MC1323	3-22	MC1540		MC1808	2-9	MC3115		MC4023	
MC928	2-11	MC1324	3-22	MC1541		MC1809	2-9	MC3116		MC4024	2-6
MRTL		MC1326	3-22	MC1543		MC1810	2-9	MC3118		MC4027	
MC929	2-10	MC1327	3-22	MC1544	3-5	MC1811	2-9	MC3119		MC4028	
MDTL		MC1328	3-22	MC1545	3-17	MC1812	2-9	MC3120		MC4029	
MC930	2-8	MC1329	3-22	MC1550	3-17	MC1813	2-9	MC3121		MC4030	
MC931	2-8	MC1330	3-22	MC1552	3-18	MC1814	2-9	MC3122		MC4031	
MC932	2-8	MC1331	3-22	MC1553	3-18	MC1815	2-9	MC3123		MC4032	
MC933	2-8	MC1344	3-22	MC1554	3-21	MC1816	2-9	MC3124		MC4033	
MC934	2-8	MC1349	3-22	MC1555	3-21	MC1818	2-9	MC3125		MC4035	
MC935	2-8	MC1350	3-22	MC1556	3-15	MC1820	2-9	MC3126		MC4037	
MC936	2-8	MC1351	3-22	MC1558	3-16	MC1900	2-9	MC3128		MC4038	
MC937	2-8	MC1352	3-22	MC1560		MC1901	2-9	MC3129		MC4040	
MC938	2-8	MC1353	3-22	MC1561		MC1902	2-9	MC3130		MC4041	
MC939	2-8	MC1355	3-23	MC1563		MC1903	2-9	MC3131		MC4042	
MC940	2-8	MC1356	3-23	MC1566		MC1904	2-9	MC3132		MC4043	
MC941	2-8	MC1357	3-23	MC1568		MC1905	2-9	MC3133		MC4044	2-6
MC942	2-8	MC1358	3-23	MC1569		MC1906	2-9	MC3134		MC4048	
MC943	2-8	MC1364	3-23	MC1585		MC1907	2-9	MC3135		MC4050	
MC944	2-8	MC1370	3-23	MC1590	3-17	MC1908	2-9	MC3151		MC4051	
MC945	2-8	MC1371	3-23	MC1594	3-21	MC1909	2-9	MC3152		MC4062	
MC946	2-8	MC1375	3-23	MC1595	3-21	MC1910	2-9	MC3153		MC4300	
MC947	2-8	MC1385	3-23	MC1596	3-21	MC1911	2-9	MC3154		MC4304	
MC948	2-8	MC1391	3-23	MECL		MC1912	2-9	MC3155		MC4305	
MC949	2-8	MC1394	3-23	MC1601	2-4	MC1914	2-9	MC3156		MC4306	
MC950	2-9	MC1398	3-23	MC1602	2-4	MC1915	2-9	MC3160		MC4307	
MC951	2-9	MC1405	3-9	MC1603	2-4	MC1916	2-9	MC3161		MC4308	
MC952	2-9	MC1406	3-9	MC1604	2-4	MC1918	2-9	MC3162		MC4310	
MC953	2-9	MC1407	3-9	MC1605	2-4	MTTL		MC3163		MC4316	2-6
MC954	2-9	MC1408L6	3-9	MC1648	2-4	MC3000		LINEAR		MC4317	2-6
MC955	2-9	MC1408L7	3-9	MC1650	2-4	MC3001		MC3301	3-24	MC4318	2-6
MC956	2-9	MC1408L8	3-9	MC1651	2-4	MC3002		MC3302	3-24	MC4319	2-6
MC957	2-9	MC1410	3-18	MC1654	2-4	MC3003		MC3303	3-16	MC4322	2-6
MC958	2-9	MC1414	3-13	MC1658	2-4	MC3004		MC3310P	3-23	MC4326	
MC959	2-9	MC1420	3-14	MC1660	2-4	MC3005		MC3330		MC4327	
MC960	2-9	MC1430	3-16	MC1662	2-4	MC3006		MC3340P	3-24	MC4328	
MC961	2-9	MC1431	3-16	MC1664	2-4	MC3007		MC3360P	3-23	MC4329	
MC962	2-9	MC1433	3-16	MC1666	2-4	MC3008		MC3370		MC4330	
MC963	2-9	MC1435	3-16	MC1668	2-4	MC3009		MC3380		MC4331	
MRTL		MC1436	3-15	MC1670	2-4	MC3010		MC3401	3-16	MC4332	
MC971	2-10	MC1436C	3-15	MC1672	2-4	MC3011		MC3403	3-16	MC4335	
MC974	2-10	MC1437	3-16	MC1674	2-4	MC3012		MC3416	3-10	MC4337	
MC975	2-10	MC1438		MC1678	2-4	MC3015		MC3430	3-12	MC4344	2-6
mW MRTL		MC1439		MC1688	2-4	MC3018		MC3431	3-12	MC4350	
MC976	2-11	MC1440		MC1690	2-4	MC3019		MC3432	3-12	MC4354	
MC977	2-11	MC1441		MC1692	2-4	MC3020		MC3433	3-12	MC4359	
MC978	2-11	MC1444	3-5	MC1694	2-4	MC3021		MC3437	3-6	MC4360	
MC981	2-11	MC1445	3-17	MC1696	2-4	MC3022		MC3438	3-6	MC4361	
MC982	2-11	MC1446L		MC1699	2-4	MC3023		MC3440	3-7	MC4362	
MRTL		MC1454	3-21	LINEAR		MC3024		MC3441	3-7	MC4363	
MC983	2-10	MC1455	3-21	MC1709	3-14	MC3025		MC3443	3-7	MC4364	
MC984	2-10	MC1456	3-15	MC1709A	3-14	MC3026		MC3444	3-7	MC4365	
MC985	2-10	MC1458	3-15	MC1709C	3-14	MC3028		MC3450	3-11	MC4366	
MC986	2-10	MC1458C	3-15	MC1710	3-12	MC3029		MC3452	3-11	MC4367	
MC988	2-10	MC1460		MC1711C	3-12	MC3030		MC3453	3-11	MC4368	
MC989	2-10	MC1461		MC1711C	3-12	MC3031		MC3455	3-21	MC4369	
MC990	2-10	MC1463		MC1712	3-16	MC3032		MC3456	3-21	MC4370	
MC991	2-10	MC1466		MC1712C	3-16	MC3033		MC3459	3-4	MC4371	
MC992	2-10	MC1468		MC1723		MC3034		MC3460	3-4	MC4372	
mW MRTL		MC1469		MC1723C		MC3035		MC3461	3-3	MC4373	
MC993	2-11	MC1488	3-10	MC1733	3-18	MC3050		MC3466	3-4	MC4374	
MRTL		MC1488L	3-10	MC1733C	3-18	MC3051		MC3476	3-15	MC4375	
MC996	2-10	MC1489	3-10	MC1741	3-15	MC3052		MC3490	3-8	MC4376	
MC997	2-10	MC1489A	3-10	MC1741C	3-15	MC3053		MC3491	3-8	MC4377	
mW MRTL		MC1494	3-21	MC1741SC	3-15	MC3054		MC3494	3-8	MC4378	
MC998	2-11	MC1495	3-21	MC1747	3-16	MC3055		MC3503	3-16	MC4379	
MRTL		MC1496	3-21	MC1747C	3-16	MC3060		MC3504	3-21	MC4380	
LINEAR		MC1505	3-9	MC1748	3-14	MC3062		MC3556	3-21	MC4381	
MC1303	3-33	MC1506	3-9	MC1748C	3-14	MC3063		MTTL		MC4382	
MC1304	3-33	MC1507	3-9	MC1776	3-15	MC3100		MC4000		MC4383	
MC1305	3-33	MC1508		MDTL		MC3101		MC4001		MC4384	
MC1306	3-33	MC1508L8	3-9	MC1800	2-9	MC3102		MC4002		MC4385	
MC1307	3-33	MC1510	3-18	MC1801	2-9	MC3103		MC4004		MC4386	
		MC1514	3-13	MC1802	2-9	MC3104		MC4005		MC4387	
		MC1520	3-14			MC3105		MC4007		MC4388	
		MC1530	4-16			MC3106		MC4008		MC4389	
		MC1531	4-16			MC3107		MC4010		MC4390	
		MC1533	4-16					MC4012		MC4391	
								MC4015		MC4392	
								MC4016	2-6	MC4393	

CATALOG INDEX (continued)

DEVICE	PAGE	DEVICE	PAGE	DEVICE	PAGE	DEVICE	PAGE	DEVICE	PAGE	DEVICE	PAGE
MC5477		MC7266		MC74H71		MC8322		mW MRTL		MC10168	2-3
MC5479		MC7267		MC74H72		MC8324		MC9718	2-11	MC10170	2-3
MC5480		MC7270		MC74H73		MC8328				MC10171	2-3
MC5483		MC7271		MC74H74A		MC8300		MRTL		MC10172	2-3
MC5484		MC7280		MC74H79		MC8301		MC9719A		MC10173	2-3
MC5486		MC7281		MC74H86		MC8304				MC10174	2-3
MC5490		MC7400		MC74H89		MC8306		mW MRTL		MC10175	2-3
MC5491A		MC7401		MC74H115		MC8307		MC9720	2-11	MC10176	2-3
MC5492		MC7402		MC74H116		MC8308		MC9721	2-11	MC10177	2-3
MC5493		MC7404		MC74H117		MC8309		MC9722	2-11	MC10178	2-3
MC5494		MC7405		MC74H118		MC8310		MC9723	2-11	MC10179	2-3
MC5495		MC7406		MC74H119		MC8311		MC9724	2-11	MC10180	2-3
MC5496		MC7407		MC74H120		MC8312		MC9725	2-11	MC10181	2-3
MC54H00		MC7408				MC8314				MC10182	2-3
MC54H01		MC7409		LINEAR		MC8316		MRTL		MC10183	2-3
MC54H02		MC7410		MC7522	3-5	MC8318		MC9801	2-10	MC10186	2-3
MC54H04		MC7416		MC7523	3-5	MC8322		MC9802	2-10	MC10190	2-3
MC54H05		MC7417		MC7524	3-5	MC8324		MC9804	2-10	MC10191	2-3
MC54H08		MC7420		MC7525	3-5	MC8328		MC9807	2-10	MC10193	2-3
MC54H10		MC7426		MC7528	3-5	MC8375		MC9809	2-10	MC10194	2-3
MC54H11		MC7430		MC7529	3-5	MC8377		MC9813	2-10	MC10195	2-3
MC54H12		MC7437		MC7534	3-5	MC8383		MC9814	2-10	MC10197	2-3
MC54H20		MC7438		MC7535	3-5			MC9815	2-10	MC10210	2-3
MC54H21		MC7440		MC7538	3-5	LSI				MC10211	2-3
MC54H22		MC7441A		MC7539	3-5	MC8500	2-5	mW MRTL		MC10212	2-3
MC54H28		MC7442		MC7705C	3-19	MC8501	2-5	MC9818	2-11	MC10216	2-3
MC54H29		MC7443		MC7706C	3-19	MC8502	2-5			MC10231	2-3
MC54H30		MC7444		MC7708C	3-19	MC8503	2-5	MRTL		MC10287	2-3
MC54H31		MC7445		MC7712C	3-19	MC8504	2-5	MC9819A	2-10	MC10501	2-2
MC54H32		MC7446		MC7715C	3-19	MC8505	2-5			MC10502	2-2
MC54H36		MC7447		MC7718C	3-19	MC8506	2-5	mW MRTL		MC10504	2-2
MC54H39		MC7448		MC7720C	3-19	MC8520	2-5	MC9820	2-11	MC10505	2-2
MC54H40		MC7449		MC7724C	3-19	MC8521	2-5	MC9821	2-11	MC10506	2-2
MC54H50		MC7450		MC7805C	3-19	MC8522	2-5	MC9822	2-11	MC10507	2-2
MC54H51		MC7451		MC7806C	3-19	MC8523	2-5	MC9823	2-11	MC10509	2-2
MC54H52		MC7453		MC7808C	3-19	MC8524	2-5	MC9824	2-11	MC10514	2-2
MC54H53		MC7454		MC7812C	3-19			MC9825	2-11	MC10515	2-2
MC54H54		MC7460		MC7815C	3-19	MTTL				MC10516	2-2
MC54H55		MC7470		MC7818C	3-19	MC8601		MECL		MC10517	2-2
MC54H60		MC7472		MC7824C	3-19	MC8602		MC10100	2-2	MC10518	2-2
MC54H61		MC7473		MC7902C	3-19	MC8603		MC10101	2-2	MC10519	2-2
MC54H62		MC7475		MC7905C	3-19			MC10102	2-2	MC10521	2-2
MC54H71		MC7476		MC7905.2C	3-19	LINEAR		MC10103	2-2	MC10524	2-2
MC54H72		MC7477		MC7906C	3-19	MC8713		MC10104	2-2	MC10525	2-2
MC54H73		MC7479		MC7908C	3-19	MC8714		MC10105	2-2	MC10530	2-2
MC54H74A		MC7480		MC7912C	3-19	MC8723		MC10106	2-2	MC10531	2-2
MC54H79		MC7483		MC7915C	3-19	MC8724		MC10107	2-2	MC10533	2-2
MC54H86		MC7484		MC7918C	3-19	MC8726		MC10109	2-2	MC10535	2-2
MC54H89		MC7486		MC7924C	3-19			MC10110	2-2	MC10536	2-2
MC54H115		MC7490		MC78M05	3-19	MTTL		MC10111	2-2	MC10537	2-3
MC54H116		MC7491A		MC78M06	3-19	MC9300		MC10112	2-2	MC10541	2-3
MC54H117		MC7492		MC78M08	3-19	MC9301		MC10113	2-2	MC10560	2-3
MC54H118		MC7493		MC78M12	3-19	MC9304		MC10114	2-2	MC10561	2-3
MC54H119		MC7495		MC78M15	3-19	MC9306		MC10115	2-2	MC10562	2-3
MC54H120		MC7496		MC78M18	3-19	MC9307		MC10116	2-2	MC10564	2-3
		MC74H00		MC78M20	3-19	MC9308		MC10117	2-2	MC10571	2-3
		MC74H01		MC78M24	3-19	MC9309		MC10118	2-2	MC10572	2-3
LINEAR		MC74H02				MC9310		MC10119	2-2	MC10574	2-3
MC5522	3-5	MC74H04		MTTL		MC9311		MC10121	2-2	MC10575	2-3
MC5523	3-5	MC74H05		MC8241		MC9312		MC10122	2-2	MC10576	2-3
MC5524	3-5	MC74H08		MC8242		MC9314		MC10123	2-2	MC10580	2-3
MC5525	3-5	MC74H10		MC8250		MC9316		MC10124	2-2	MC10581	2-3
MC5528	3-5	MC74H11		MC8251		MC9318		MC10125	2-2	MC10616	2-3
MC5529	3-5	MC74H12		MC8260		MC9322		MC10129	2-2	MC10631	2-3
MC5534	3-5	MC74H20		MC8261		MC9324		MC10130	2-2		
MC5535	3-5	MC74H21		MC8266		MC9328		MC10131	2-2	PLL	
MC5538	3-5	MC74H22		MC8267		MC9375		MC10132	2-2	MC12000	2-6
MC5539	3-5	MC74H28		MC8270		MC9377		MC10133	2-2	MC12012	2-6
MOS		MC74H29		MC8271		MC9383		MC10134	2-2	MC12013	2-6
MC6800		MC74H30		MC8280		MC9601		MC10135	2-2	MC12014	2-6
MC6802		MC74H31		MC8281		MC9602		MC10136	2-2	MC12020	2-6
MC6850		MC74H32		MC8300		MC9603		MC10137	2-2	MC12021	2-6
MC6852		MC74H36		MC8301				MC10138	2-3	MC12040	2-6
MC6860		MC74H39		MC8304		MRTL		MC10141	2-3	MC12060	2-6
MC6862		MC74H40		MC8306		MC9701	2-10	MC10153	2-3	MC12061	2-6
MC6863		MC74H50		MC8307		MC9702	2-10	MC10158	2-3	MC12513	2-6
		MC74H51		MC8308		MC9704	2-10	MC10159	2-3	MC12520	2-6
MTTL		MC74H52		MC8309		MC9707	2-10	MC10160	2-3	MC12521	2-6
MC7241		MC74H53		MC8310		MC9709	2-10	MC10161	2-3	MC12540	2-6
MC7242		MC74H54		MC8311		MC9713	2-10	MC10162	2-3	MC12560	2-6
MC7250		MC74H55		MC8312		MC9714	2-10	MC10163	2-3	MC12561	2-6
MC7251		MC74H60		MC8314		MC9715	2-10	MC10164	2-3		
MC7260		MC74H61		MC8316		MC9716	2-10	MC10165	2-3	LINEAR	
MC7261		MC74H62		MC8318		MC9715	2-10	MC10166	2-3	MC13120	

CATALOG INDEX (continued)

DEVICE	PAGE	DEVICE	PAGE	DEVICE	PAGE	DEVICE	PAGE	DEVICE	PAGE	DEVICE	PAGE
MOS		MC14554	1-7	MC74416	2-6	MCA2214	4-81	MCE936	2-14	MCM5004ALL	2-15
MC14000	1-7	MC14555	1-7	MC74417	2-6	MCA2221	4-81	MCE944	2-14	MCM5303ALL	2-15
MC14001	1-7	MC14556	1-7	MC74418	2-6	MCA2222	4-81	MCE945	2-14	MCM5304ALL	2-15
MC14002	1-7	MC14557	1-7	MC74419	2-6	MCA2223	4-81	MCE946	2-14		
MC14006	1-7	MC14558	1-7	MC74450		MCA2224	4-81	MCE948	2-14	MOS	
MC14007	1-7	MC14559	1-7	MC74452		MCA2231	4-81	MCE962	2-14	MCM6550	1-6
MC14008	1-7	MC14560	1-7	MC74453		MCA2232	4-81	MCE54H00	2-13	MCM6560	1-6
MC14011	1-7	MC14561	1-7	MC74454		MCA2233	4-81	MCE54H01	2-13	MCM6561	1-6
MC14012	1-7	MC14562	1-7	MC74455		MCA2234	4-81	MCE54H04	2-13	MCM6562	1-6
MC14013	1-7	MC14566	1-7	MC74456				MCE54H10	2-13	MCM6570	1-6
MC14014	1-7	MC14572	1-7	MC74460		LINEAR		MCE54H20	2-13	MCM6571A	1-6
MC14015	1-7	MC14580	1-7	MC74468		MCB1709	3-14	MCE54H31	2-13	MCM6572	1-6
MC14016	1-7	MC14581	1-7			MCB1710		MCE54H40	2-13	MCM6573	1-6
MC14017	1-7	MC14582	1-7	LINEAR		MCB1723		MCE54H50	2-13	MCM6574	1-6
MC14020	1-7	MC14583	1-7	MC75107	3-10	MCB1741		MCE54H54	2-13	MCM6575	1-6
MC14021	1-7	MC14585	1-7	MC75108	3-10	MCB1748		MCE54H56	2-13	MCM6576	1-6
MC14022	1-7			MC75109	3-10	MCBC1709	3-14	MCE54H57	2-13	MCM6577	1-6
MC14023	1-7	MTTL		MC75110	3-10	MCBC1710		MCE54H72	2-13	MCM6578	1-6
MC14024	1-7	MC15482		MC75140		MCBC1723		MCE54H73	2-13	MCM6579	1-6
MC14025	1-7	MC17482		MC75325	3-5	MCBC1741	3-15	MCE54H79	2-13	MCM6580	1-6
MC14027	1-7	MC25482		MC75358	3-3	MCBC1748	3-14	MCE54H146	2-13	MCM6581	1-6
MC14028	1-7	MC27482		MC75365	3-4			MCE54I03	2-13	MCM6583	1-6
MC14032	1-7	MC54100		MC75368	3-3	MTTL		MCE7003F	2-13	MCM6590	1-6
MC14034	1-7	MC54107		MC75450	3-11	MCBC5400	2-12	MCE7005F	2-13	MCM6591	1-6
MC14035	1-7	MC54121		MC75451	3-11	MCBC5401	2-12	MCE7006F	2-13	MCM6604	1-5
MC14038	1-7	MC54145		MC75452	3-11	MCBC5402	2-12	MCE7007F	2-13	MCM6604-2	1-5
MC14040	1-7	MC54150		MC75453	3-11	MCBC5404	2-12	MCE74H00	2-13	MCM6604-4	1-5
MC14042	1-7	MC54151		MC75454	3-11	MCBC5405	2-12	MCE74H01	2-13	MCM6605A	1-5
MC14046	1-7	MC54152		MC75461	3-11	MCBC5410	2-12	MCE74H04	2-13	MCM6605A1	1-5
MC14049	1-7	MC54153		MC75462	3-11	MCBC5420	2-12	MCE74H10	2-13	MCM6605A2	1-5
MC14050	1-7	MC54155		MC75463	3-11	MCBC5430	2-12	MCE74H20	2-13	MCM6616	1-5
MC14071	1-7	MC54156		MC75464	3-11	MCBC5440	2-12	MCE74H31	2-13	MCM6810	
MC14076	1-7	MC54157		MC75491	3-8	MCBC5450	2-12	MCE74H40	2-13	MCM6815	
MC14081	1-7	MC54164A		MC75492	3-8	MCBC5451	2-12	MCE74H51	2-13	MCM6830	
MC14410LP	1-8	MC54165				MCBC5453	2-12	MCE74H54	2-13	MCM6832	
MC14411LP	1-8	MC54176		MTTL		MCBC5454	2-12	MCE74H56	2-13	MECL	
MC14412FL	1-8	MC54177		MC83151		MCBC5460	2-12	MCE74H57	2-13	MCM10140	2-3
MC14412VL	1-8	MC54180		MC83152		MCBC5472	2-12	MCE74H59	2-13	MCM10142	2-3
MC14415EFL	1-8	MC54181		MC83153		MCBC5473	2-12	MCE74H146	2-13	MCM10143	2-3
MC14415FLFP	1-8	MC54182		MC93151		MCBC5479	2-12	MCE74103	2-13	MCM10144	2-3
MC14415VLVP	1-8	MC54192		MC93152						MCM10145	2-3
MC14419LP	1-8	MC54193		DIODES		LINEAR		DIODES		MCM10147	2-3
MC14435EFL	1-8	MC54195		Reference		MCC1436	3-15	Current Limiting		MCM10148	2-3
MC14435FLFP	1-8	MC54408		MCA1911	4-81	MCC1439	3-14	MCL1300	4-82	MCM10149	2-3
MC14435EVL	1-8	MC54416	2-6	MCA1912	4-81	MCC1458		MCL1301	4-82		
MC14435VLVP	1-8	MC54417	2-6	MCA1913	4-81	MCC1463		MCL1302	4-82	MOS	
MC14440LP	1-8	MC54418	2-6	MCA1914	4-81	MCC1469		MCL1303	4-82	MCM14505A	1-7
MC14450LP	1-8	MC54419	2-6	MCA1921	4-81	MCC1495		MCL1304	4-82	MCM14505C	1-5
MC14451LP	1-8	MC54452		MCA1922	4-81	MCC1536	3-15			MCM14524	1-6
MC14490EFL	1-8	MC54453		MCA1923	4-81	MCC1539	3-14	Zener		MCM14524A	1-6
MC14490FLFP	1-8	MC54454		MCA1924	4-81	MCC1558		MCLTC6010	4-82	MCM14524C	1-6
MC14490EVL	1-8	MC54455		MCA1925	4-81	MCC1563		MCLTC6025	4-82	MCM14537	1-5
MC14490VLVP	1-8	MC54456		MCA1931	4-81	MCC1569		MCLTC6050	4-82	MCM14537A	1-5
MC14501	1-7	MC54460		MCA1932	4-81	MCC1595		MCLTC6100	4-82	MCM14537C	1-5
MC14502	1-7	MC54468		MCA1933	4-81	MCC1709	3-14	MOS		MCM14552A	1-5
MC14506	1-7			MCA1934	4-81	MCC1709C	3-14	MCM2102	1-5	MCM14552C	1-5
MC14507	1-7	LINEAR		MCA2011	4-81	MCC1710		MCM2102A	1-5	MCM68111A	1-7
MC14508	1-7	MC55107	3-10	MCA2012	4-81	MCC1711C		MCM2102A2	1-5	MCM68112A	1-5
MC14510	1-7	MC55108	3-10	MCA2013	4-81	MCC1711C		MCM2102A4	1-5	MCM68707	
MC14511	1-7	MC55325	3-5	MCA2014	4-81	MCC1723		MCM2111A	1-5	MCM68713	
MC14512	1-7			MCA2021	4-81	MCC1723C		MCM2111A2	1-5	THYRISTORS	
MC14514	1-7	MTTL		MCA2022	4-81	MCC1741	3-15	MCM2111A4	1-5	SCR	
MC14515	1-7	MC74100		MCA2023	4-81	MCC1741C	3-15	MCM2112A	1-5	MCR80-05	4-102
MC14516	1-7	MC74107		MCA2024	4-81	MCC1748	3-14	MCM2112A2	1-5	MCR80-10	4-102
MC14517	1-7	MC74121		MCA2031	4-81	MCC1748C	3-14	MCM2112A4	1-5	MCR80-20	4-102
MC14518	1-7	MC74145		MCA2032	4-81					MCR80-30	4-102
MC14519	1-7	MC74150		MCA2033	4-81	MOS CHIPS				MCR80-40	4-102
MC14520	1-7	MC74151		MCA2034	4-81	MCC14440	1-8			MCR80-50	4-102
MC14521	1-7	MC74152		MCA2111	4-81	MCC14450	1-8	MTTL		MCR80-60	4-102
MC14522	1-7	MC74153		MCA2112	4-81	MCC14451	1-8	MCM4000LP	2-15	MCR80-70	4-102
MC14526	1-7	MC74155		MCA2113	4-81			MCM4002LP	2-15	MCR80-80	4-102
MC14527	1-7	MC74156		MCA2114	4-81	LINEAR		MCM4003ALL	2-15	MCR81-05	4-102
MC14528	1-7	MC74157		MCA2121	4-81	MCCF1458	3-15	MCM4004ALL	2-15	MCR81-10	4-102
MC14529	1-7	MC74164A		MCA2122	4-81	MCCF1558	3-15			MCR81-15	4-102
MC14530	1-7	MC74165		MCA2123	4-81	MCCF1709	3-14			MCR81-20	4-102
MC14531	1-7	MC74176		MCA2124	4-81	MCCF1709C	3-14			MCR81-30	4-102
MC14532	1-7	MC74177		MCA2131	4-81	MCCF1741	3-15			MCR81-40	4-102
MC14534	1-7	MC74180		MCA2132	4-81	MCCF1741C	3-15			MCR81-50	4-102
MC14536	1-7	MC74181		MCA2133	4-81					MCR81-60	4-102
MC14539	1-7	MC74182		MCA2134	4-81	MDTL				MCR81-70	4-102
MC14541	1-7	MC74192		MCA2135	4-81	MCE930	2-14			MCR81-80	4-102
MC14543	1-7	MC74193		MCA2211	4-81	MCE932	2-14				
MC14549	1-7	MC74195		MCA2212	4-81	MCE933	2-14				
MC14553	1-7	MC74408		MCA2213	4-81						

CATALOG INDEX (continued)

DEVICE	PAGE	DEVICE	PAGE	DEVICE	PAGE	DEVICE	PAGE	DEVICE	PAGE	DEVICE	PAGE		
MCR82-05	4-102	Pulse Modulator	MCR729-5	4-103	MCR3918-8	4-42	MD2904AF	4-42	MDA806	4-89	TRANSISTORS		
MCR82-10	4-102		MCR729-6	4-103	MCR3918-9	4-42	MD2904F	4-42	MDA920-1			FET	
MCR82-20	4-102		MCR729-7	4-103	MCR3918-10	4-100	MD2905	4-42	MDA920A1			MFE120	
MCR82-30	4-102		MCR729-8	4-103	MCR3935-1	4-101	MD2905A		MDA920-2			MFE121	
MCR82-40	4-102		MCR729-9	4-103	MCR3935-2	4-101	MD2905AF		MDA920A2	4-89		MFE122	
MCR82-50	4-102				MCR3935-3		MD2905F	4-42	MDA920-3			MFE130	
MCR82-60	4-102				MCR3935-4		MD3250	4-44	MDA920A3	4-89		MFE131	
MCR82-70	4-102				MCR3935-5	4-101	MD3250A	4-44	MDA920-4			MFE132	
MCR82-80	4-102				MCR3935-6		MD3250AF	4-44	MDA920A4	4-89		MFE140	
MCR83-05	4-102		SCR	MCR846-1	4-103	MCR3935-7	4-101	MD3250F	4-44	MDA920-5			MFE590
MCR83-10	4-102			MCR846-2	4-103	MCR3935-8	4-101	MD3251	4-44	MDA920A5			MFE591
MCR83-20	4-102			MCR846-3	4-103	MCR3935-9	4-101	MD3251A	4-44	MDA920-6			MFE823
MCR83-30	4-102			MCR846-4	4-103	MCR3935-10	4-101	MD3251AF	4-44	MDA920A6		4-89	MFE824
MCR83-40	4-102			MCR1330		MCR4018-1		MD3251F	4-44	MDA920-7			MFE2000
MCR83-50	4-102	MCR1350			MCR4018-2		MD3409	4-42	MDA920A7	4-89	MFE2001		
MCR83-60	4-102				MCR4018-3		MD3410	4-42	MDA922-1		MFE2004		
MCR83-70	4-102	Pulse Modulators		MCR1718-5	4-103	MCR4018-4		MD3425		MDA922-2		MFE2005	
MCR83-80	4-102			MCR1718-6	4-103	MCR4018-5		MD3467	4-44	MDA922-3		MFE2006	
MCR101	4-98			MCR1718-7	4-103	MCR4018-6		MD3467F	4-44	MDA922-4		MFE2007	
MCR102	4-98			MCR1718-8	4-103	MCR4018-7		MD3725	4-44	MDA922-5		MFE2008	
MCR103	4-98			MCR1718-9	4-103	MCR4018-8		MD3725F	4-44	MDA922-6		MFE2009	
MCR104	4-98			MCR1906-1	4-100	MCR4018-9		MD3762	4-44	MDA922-7		MFE2010	
MCR106-1	4-98			MCR1906-2	4-100	MCR4018-10		MD3762F	4-44	MDA922-8		MFE2011	
MCR106-2	4-98		MCR1906-3	4-100	MCR4035-1		MD4260		MDA922-9		MFE2012		
MCR106-3	4-98		MCR1906-4	4-100	MCR4035-2		MD4261		MDA942-1		MFE2093		
MCR106-4	4-98				MCR4035-3		MD4957		MDA942A1		MFE2094		
MCR106-5	4-98		SCR	MCR2305-1	4-100	MCR4035-4		MD5000	4-43	MDA942-2		MFE2095	
MCR106-6	4-98			MCR2305-2	4-100	MCR4035-5		MD5000A	4-43	MDA942A2		MFE3001	
MCR106-7	4-98			MCR2305-3	4-100	MCR4035-6		MD5000B	4-43	MDA942-3		MFE3002	
MCR106-8	4-98			MCR2305-4	4-100	MCR4035-7		MD6001	4-42	MDA942A3		MFE3003	
MCR106-9	4-98	MCR2305-5		4-100	MCR4035-8		MD6001F	4-42	MDA942-4		MFE3004		
MCR106-10	4-98	MCR2305-6		4-100	MCR4035-9		MD6002	4-42	MDA942A4		MFE3005		
MCR107-1	4-98	MCR2305-7		4-100	MCR4035-10		MD6002F	4-42	MDA942-5		MFE3020		
MCR107-2	4-98	MCR2305-8		4-100			MD6003	4-42	MDA942A5		MFE3021		
MCR107-3	4-98	MCR2305-9		4-100	TRANSISTORS		MD6003F	4-42	MDA942-6		MFE4007		
MCR107-4	4-98	MCR2305-10		4-100		SS Duals		MD6100	4-41	MDA942A6		MFE4008	
MCR107-5	4-98	MCR2604-1		4-100		MD708		MD6100F	4-41	MDA960-1		MFE4009	
MCR107-6	4-98	MCR2604-2		4-100		MD708A		MD6900		MDA960-2		MFE4010	
MCR107-7	4-98	MCR2604-3		4-100		MD708AF		MD7000	4-42	MDA960-3		MFE4011	
MCR107-8	4-98	MCR2604-4		4-100		MD708B		MD7001	4-42	MDA960-4		MFE4012	
MCR115	4-98	MCR2604-5	4-100	MD708BF			MD7001F	4-42	MDA960-5		MFE5000		
MCR120	4-98	MCR2604-6	4-100	MD708F			MD7002	4-42	MDA970-1	4-89	THYRISTORS		
MCR220-5	4-98	MCR2604-7	4-100	MD918		4-43	MD7002A	4-41	MDA970-2	4-89		HDWR Kits	
MCR220-7	4-98	MCR2604-8	4-100	MD918A		4-43	MD7002B	4-41	MDA970-3	4-89		MH745	
MCR220-9	4-98	MCR2604-9	4-100	MD918AF		4-43	MD7003	4-41	MDA970-4			MH745B	
MCR221-5	4-98	MCR2604-10	4-100	MD918B		4-43	MD7003A	4-41	MDA970-5	4-89		MH746	
MCR221-7	4-98	MCR3000-1	4-98	MD918BF		4-43	MD7003AF	4-41	MDA980-1	4-89		MH746B	
MCR221-9	4-98	MCR3000-2	4-98	MD918F		4-43	MD7003B	4-41	MDA980-2	4-89		MH747-1	
MCR406-1	4-98	MCR3000-3	4-98	MD982	4-42	MD7003F	4-41	MDA980-3	4-89	MH747-1B			
MCR406-2	4-98	MCR3000-4	4-98	MD982F	4-42	MD7004		MDA980-4		MH747-2B			
MCR406-3	4-98	MCR3000-5	4-98	MD984	4-44	MD7004F		MDA980-5	4-89	TRANSISTORS			
MCR406-4	4-98	MCR3000-6	4-98	MD985	4-42	MD7005	4-43	MDA980-6	4-89			SS Ceramic Quads	
MCR407-1	4-98	MCR3000-7	4-98	MD985F		MD7005F	4-43	MDA990-1	4-89			MHQ918	
MCR407-2	4-98	MCR3000-8	4-98	MD986	4-44	MD7007	4-44	MDA990-2	4-89			MHQ2221	
MCR407-3	4-98	MCR3000-9	4-98	MD986F	4-44	MD7007A	4-44	MDA990-3	4-89			MHQ2222	
MCR407-4	4-98	MCR3000-10	4-98	MD1120	4-42	MD7007B	4-44	MDA990-4			MHQ2369		
MCR649-1		MCR3818-1	4-100	MD1120F		MD7007BF	4-44	MDA990-5	4-89		MHQ2483		
MCR649-2		MCR3818-2	4-100	MD1121	4-42	MD7007F	4-44	MDA990-6	4-89		MHQ2484		
MCR649-3		MCR3818-3	4-100	MD1121F		MD7021	4-41	MDA1200	4-89		MHQ2906		
MCR649-4		MCR3818-4	4-100	MD1122	4-42	MD7021F	4-41	MDA1201	4-89		MHQ2907		
MCR649-5		MCR3818-5	4-100	MD1122F		MD8001		MDA1202	4-89		MHQ3467		
MCR649-6		MCR3818-6	4-100	MD1123		MD8002		MDA1204	4-89		MHQ3546		
MCR649-7		MCR3818-7	4-100	MD1129	4-42	MD8003		MDA1206	4-89		MHQ3798		
MCR649-8		MCR3818-8	4-100	MD1129F	4-42			MDA1208	4-89		MHQ3799		
MCR649-9	4-101	MCR3818-9	4-100	MD1130	4-44	RECTIFIERS		MDA1210	4-89	MHQ4001A			
MCR649-10	4-101	MCR3818-10	4-100	MD1130F	4-44		Bridges		MDA1204	4-89	MHQ4002A		
MCR649P1		MCR3835-1	4-101	MD1132F			MDA100A	4-89	MDA1206	4-89	MHQ4013		
MCR649P2		MCR3835-2	4-101	MD2060F			MDA101A	4-89	MDA1208	4-89	MHQ4014		
MCR649P3		MCR3835-3	4-101	MD2218	4-42		MDA102A	4-89	MDA1210	4-89	MHQ6001		
MCR649P4		MCR3835-4		MD2218A	4-42		MDA104A	4-89	MDA1208	4-89	MHQ6002		
MCR649P5		MCM3835-4		MD2218AF	4-42		MDA106A	4-89	MDA1206	4-89	MHQ6100		
MCR649P6		MCR3835-5	4-101	MD2218F	4-42		MDA108A	4-89	MDA1208	4-89	MHQ6100A		
MCR649P7		MCR3835-6		MD2219	4-42		MDA110A	4-89	MDA200	4-89	RF Modules		
MCR649P8		MCR3835-7	4-101	MD2219A	4-42		MDA201	4-89	MDA202	4-89		MHW401-1	
MCR649AP1	4-101	MCR3835-8	4-101	MD2219AF	4-42		MDA202	4-89	MDA204	4-89		MHW401-2	
MCR649AP2	4-101	MCR3835-9	4-101	MD2219F	4-42		MDA204	4-89	MDA206	4-89		MHW401-3	
MCR649AP3	4-101	MCR3835-10	4-101	MD2369	4-44		MDA206	4-89	MDA208	4-89		MHW559	
MCR649AP4	4-101	MCR3918-1	4-100	MD2369A	4-44		MDA208	4-89	MDA210	4-89		MHW560	
MCR649AP5	4-101	MCR3918-2	4-100	MD2369AF	4-44	MDA210	4-89	MDA800	4-89	MHW561			
MCR649AP6	4-101	MCR3918-3	4-100	MD2369B	4-44	MDA801	4-89	MDA802	4-89	MHW562			
MCR649AP7	4-101	MCR3918-4	4-100	MD2369BF	4-44	MDA804	4-89						
MCR649AP8	4-101	MCR3918-5	4-100	MD2369F	4-44								
		MCR3918-6		MD2904									
		MCR3918-7	4-100	MD2904A	4-42								

CATALOG INDEX (continued)

DEVICE	PAGE	DEVICE	PAGE	DEVICE	PAGE	DEVICE	PAGE	DEVICE	PAGE	DEVICE	PAGE
MHW570	4-61	MJ3260		MJE103		MJE2020		MK15B		LINEAR	
MHW572	4-61	MJ3430		MJE104		MJE2021		MK20		MLM101A	3-14
MHW580	4-61	MJ3480		MJE105		MJE2050		MK20B		MLM104	
MHW601	4-55	MJ3701		MJE105K		MJE2055		MK25		MLM105	
MHW602	4-55	MJ3702		MJE170		MJE2090		MK25B		MLM107	3-15
MHW709-1	4-56	MJ3703		MJE171		MJE2091		MK30		MLM109	
MHW709-2	4-56	MJ3704		MJE172		MJE2092		MK30B		MLM110	3-15
MHW709-3	4-56	MJ3760	4-5	MJE180		MJE2093		MK35		MLM111	3-13
MHW710-1	4-56	MJ3761	4-5	MJE181		MJE2100		MK35B		MLM124	
MHW710-2	4-56	MJ3771		MJE182		MJE2101		MK77-1		MLM139	3-24
MHW710-3	4-56	MJ3772		MJE200	4-5	MJE2102		MK77-1B		MLM139A	3-24
		MJ3773		MJE201		MJE2103		MK77-2		MLM201A	
Pwr Metal		MJ4031		MJE202		MJE2150		MK77-2B		MLM204	
MJ205	4-4	MJ4032		MJE203		MJE2160	4-3	MK77-3B		MLM205	
MJ400		MJ4033		MJE204		MJE2360		MK90-1		MLM207	3-15
MJ410		MJ4034		MJE205		MJE2361		MK90-1B		MLM209	
MJ411		MJ4035		MJE205K		MJE2370		MK90-2		MLM210	3-15
MJ413	4-9	MJ4200		MJE210	4-5	MJE2480		MK90-2B		MLM211	3-13
MJ420		MJ4201		MJE220		MJE2481		MK90-3		MLM224	
MJ420s		MJ4210		MJE221		MJE2482		MK90-3B		MLM239	3-24
MJ421		MJ4211		MJE222		MJE2483		MK90-4		MLM239A	3-24
MJ421s		MJ4502	4-7	MJE223		MJE2490		MK90-4B		MLM301A	3-14
MJ423	4-9	MJ4645		MJE224		MJE2491		MK90-5		MLM304	
MJ424		MJ4646		MJE225		MJE2520		MK90-5B		MLM305	
MJ425	4-5	MJ4647		MJE230		MJE2801		MK90-6		MLM307	3-15
MJ430s		MJ4648		MJE231		MJE2801K		MK90-6B		MLM309	
MJ431		MJ5038		MJE232		MJE2901		MK90-7		MLM310	3-15
MJ440s		MJ5039		MJE233		MJE2901K		MK90-7B		MLM311	3-13
MJ450		MJ5415	4-3	MJE234		MJE2955		MK90-8		MLM324	
MJ480		MJ5416	4-3	MJE235		MJE2955K		MK90-8B		MLM339	3-24
MJ481		MJ6302		MJE240		MJE3055		MK90-9		MLM339A	3-24
MJ490		MJ6700		MJE241		MJE3055K		MK90-9B			
MJ491		MJ6701		MJE242		MJE3300	4-4	MK90-10B		TRANSISTORS	
MJ701		MJ7000		MJE243		MJE3301	4-4	SS Metal		MM1500	
MJ702		MJ7160	4-5	MJE244		MJE3302	4-4	MM1500A		MM1501	
MJ704		MJ7161	4-5	MJE250		MJE3310	4-4	MM1505		MM1553	
MJ721		MJ7260	4-9	MJE251		MJE3311	4-4	MM1748		MM1941	4-18
MJ723		MJ7261	4-9	MJE252		MJE3312	4-4	MM2005-2		MM2258	4-17
MJ802	4-7	MJ8020		MJE253		MJE3370		MM2259	4-17	MM2260	
MJ804	4-5	MJ8100		MJE254		MJE3371		MM2484		MM3000	
MJ900	4-8	MJ8101		MJE340	4-3	MJE3439	4-3	MM3001	4-17	MM3002	4-17
MJ901		MJ9000		MJE340K	4-3	MJE3440	4-3	MM3003	4-17	MM3004	4-17
MJ920				MJE341		MJE3520		MM3005	4-17	MM3006	4-17
MJ921		Pwr Plastic		MJE341K		MJE3521		MM3007	4-17	MM3008	4-17
MJ1000	4-8	MJE29	4-3	MJE344		MJE3738		MM3009	4-17	MM3019	
MJ1001		MJE29A	4-3	MJE344K		MJE3739		MM3220		MM3020	
MJ1200		MJE29B	4-3	MJE345		MJE4918		MM3053	4-19	MM3220	4-16
MJ1800		MJE29C	4-3	MJE350	4-3	MJE4919		MM3734	4-15	MM3735	
MJ2249		MJE30	4-3	MJE370		MJE4920		MM3736	4-15	MM3737	4-15
MJ2250		MJE30A	4-3	MJE370K		MJE4921		MM3903	4-15	MM3904	4-15
MJ2251		MJE30B	4-3	MJE371		MJE4922		MM3905	4-16	MM3906	4-16
MJ2252		MJE30C	4-3	MJE371K		MJE4923		MM4000	4-18	MM4001	4-16
MJ2253	4-4	MJE31	4-4	MJE520	4-4	MJE5190	4-4	MM4002	4-18	MM4003	4-18
MJ2254		MJE31A	4-4	MJE520K		MJE5191	4-4	MM4005	4-16	MM4006	4-16
MJ2267		MJE31B	4-4	MJE521		MJE5192	4-4	MM4007	4-16	MM4008	4-20
MJ2268		MJE31C	4-4	MJE521K		MJE5193	4-4	MM4009	4-18	MM4010	4-18
MJ2500		MJE32	4-4	MJE700	4-4	MJE5194	4-4				
MJ2501		MJE32A	4-4	MJE701		MJE5195	4-4	LIQUID CRYSTAL			
MJ2501		MJE32B	4-4	MJE702	4-44	MJE5655	4-3	DISPLAY			
MJ2801		MJE32C	4-4	MJE703		MJE5656	4-3	MLC400			
MJ2802		MJE33		MJE710		MJE5657	4-3	MLC500			
MJ2840		MJE33A		MJE711		MJE5974	4-5	MLC501			
MJ2841		MJE33B		MJE712		MJE5975	4-5				
MJ2901		MJE33C		MJE720		MJE5976	4-5	OPTOS			
MJ2940		MJE34		MJE721		MJE5977	4-5	LED			
MJ2941		MJE34A		MJE722		MJE5978	4-5	MLED50	4-110		
MJ2955		MJE34B		MJE800	4-4	MJE5979	4-5	MLED55	4-110		
MJ3000		MJE34C		MJE801		MJE5980	4-5	MLED56	4-111		
MJ3001		MJE41	4-5	MJE802	4-44	MJE5981	4-5	MLED90	4-111		
MJ3010		MJE41A	4-5	MJE803		MJE5982	4-5	MLED92	4-111		
MJ3011		MJE41B	4-5	MJE1090	4-5	MJE5983	4-5	MLED99	4-111		
MJ3012		MJE41C	4-5	MJE1091		MJE5984	4-5	MLED445	4-110		
MJ3026		MJE42	4-5	MJE1092		MJE5985	4-5	MLED500			
MJ3027		MJE42A	4-5	MJE1093		MJE6040		MLED600	4-110		
MJ3028		MJE42B	4-5	MJE1100	4-5	MJE6041		MLED610			
MJ3029		MJE42C	4-5	MJE1101		MJE6042		MLED640	4-110		
MJ3030		MJE47	4-3	MJE1102		MJE6043		MLED655	4-110		
MJ3040		MJE48	4-9	MJE1103		MJE6044		MLED660	4-110		
MJ3041		MJE49	4-9	MJE1290		MJE6045		MLED900	4-111		
MJ3042		MJE51	4-5	MJE1291				MLED910	4-111		
MJ3055		MJE52	4-5	MJE1660		MTG HDWR KITS		MLED930	4-111		
MJ3101		MJE53	4-5	MJE1661		MK10				RF	
MJ3201		MJE101		MJE1662		MK10B				MM4018	
MJ3202		MJE102		MJE2011		MK15				MM4019	

DEVICE	PAGE	DEVICE	PAGE	DEVICE	PAGE	DEVICE	PAGE	DEVICE	PAGE	DEVICE	PAGE
SS Metal		TRANSISTORS		PIN		MPS2716		MPS6567		MPSK300	
MM4030	4-16	MICRO-T		MPN3401	4-72	MPS2907	4-26	MPS6568	4-25	MPSL01	4-27
MM4031	4-16	MMT70		MPN3402	4-72	MPS2923		MPS6568A		MPSL51	4-27
MM4032	4-16	MMT71		MPN3403		MPS2924		MPS6569	4-25	MPSM83	
MM4033	4-16	MMT72		MPN3404		MPS2925		MPS6569A		MPSU01	4-28
MM4036	4-16	MMT73		MPN3411	4-72	MPS2926		MPS6570	4-25	MPSU01A	4-28
MM4037	4-16	MMT74		MPN3412	4-72	MPS3013		MPS6570A		MPSU02	4-28
RF		MMT75	4-48	MPN3601		MPS3390		MPS6571	4-27	MPSU03	4-28
MM4049	4-60	MMT76	4-48			MPS3391		MPS6573		MPSU04	4-28
SS Metal		MMT806		TRANSISTORS		MPS3391A		MPS6574		MPSU05	4-28
MM4052		MMT807		Plastic Quads		MPS3392		MPS6575		MPSU06	4-28
MM4208		MMT808		MPQ918	4-39	MPS3393		MPS6576		MPSU07	4-28
MM4208A		MMT809		MPQ1000	4-37	MPS3394		MPS6579		MPSU10	4-28
MM4209		MMT918	4-48	MPQ1000N		MPS3395		MPS6580		MPSU31	4-28
MM4209A		MMT930		MPQ1050	4-38	MPS3396		MPS8000		MPSU45	4-28
MM4257	4-16	MMT2222	4-48	MPQ1500	4-37	MPS3397		MPS8001		MPSU51	4-28
MM4258	4-16	MMT2369	4-49	MPQ1500N		MPS3398		MPS8097	4-27	MPSU51A	4-28
MM5005	4-18	MMT2484	4-49	MPQ2001	4-39	MPS3563		MPS8098		MPSU52	4-28
MM5006	4-18	MMT2857	4-48	MPQ2221	4-37	MPS3567		MPS8099	4-24	MPSU55	4-28
MM5007	4-18	MMT2907	4-48	MPQ2221N		MPS3568		MPS8598	4-24	MPSU56	4-28
MM5189	4-15	MMT3014	4-49	MPQ2222	4-37	MPS3569		MPS8599	4-26	MPSU57	4-28
MM5262		MMT3546	4-49	MPQ2222N		MPS3638		MPSA05	4-24	MPSU60	4-28
MM6427	4-17	MMT3798		MPQ2369	4-39	MPS3638A		MPSA06	4-24	MPSU95	4-28
RF		MMT3799	4-49	MPQ2483	4-38	MPS3639	4-25	MPSA09	4-27	THYRISTORS	
MM8000		MMT3823	4-50	MPQ2484	4-3	MPS3640	4-25	MPSA10		Bilateral Triggers	
MM8001		MMT3903	4-48	MPQ2906	4-37	MPS3646	4-25	MPSA12	4-45	MPT20	4-105
MM8002		MMT3904	4-48	MPQ2906N		MPS3693		MPSA13	4-45	MPT28	4-105
MM8003		MMT3905	4-48	MPQ2907	4-37	MPS3694		MPSA14	4-45	MPT32	4-105
MM8004		MMT3906	4-48	MPQ2907N		MPS3702	4-26	MPSA16		MPT36	
MM8006		MMT3960	4-48	MPQ3303	4-38	MPS3703		MPSA17			
MM8007		MMT3960A		MPQ3467	4-38	MPS3704	4-26	MPSA18	4-24	PUT	
MM8008		MMT4261	4-48	MPQ3546	4-39	MPS3705		MPSA20	4-26	MPU131	4-105
MM8009	4-59	MMT8015		MPQ3725	4-38	MPS3706		MPSA42	4-27	MPU132	4-105
MM8010		MMT8051	4-48	MPQ3725A	4-38	MPS3707		MPSA43	4-27	MPU133	4-105
MM8011		OPTOS		MPQ3762	4-38	MPS3709		MPSA55	4-24	MPU6027	4-105
MM8023		Coupler		MPQ3798	4-38	MPS3710		MPSA56	4-24	MPU6028	4-105
MICRO-T		MOC119	4-109	MPQ3799	4-3	MPS3711		MPSA65	4-45		
MMCM918		MOC1005	4-109	MPQ3904	4-37	MPS3826		MPSA66	4-45	DIODES	
MMCM930		MOC1006	4-109	MPQ3906	4-37	MPS3827		MPSA70	4-26	Trans. Supp.	
MMCM2221	4-48	MOC1006	4-109	MPQ4003	4-38	MPS3903	4-24	MPSA92	4-27	MPZ5-16A	4-83
MMCM2222	4-48	MOC1200	4-109	MPQ4004	4-38	MPS3904	4-24	MPSA93	4-27	MPZ5-16B	4-83
MMCM2369	4-49	MOC2000	4-109	MPQ6001	4-37	MPS3905	4-24	MPSD01		MPZ5-32A	4-83
MMCM2484	4-49	MOC3000		MPQ6001N		MPS3906	4-24	MPSD02		MPZ5-32B	4-83
MMCM2857		MOC3001		MPQ6002	4-37	MPS4257		MPSD03	4-27	MPZ5-32C	4-83
MMCM2907	4-48	MOC3002		MPQ6002N		MPS4258		MPSD04	4-27	MPZ5-180A	4-83
MMCM3798		MOC3003		MPQ6100	4-38	MPS4354		MPSD05	4-26	MPZ5-180B	4-83
MMCM3799	4-49	MOC5000	4-109	MPQ6100A	4-38	MPS4355		MPSD06	4-26	MPZ5-180C	4-83
MMCM3903	4-48	MOC5001	4-109	MPQ6426	4-44	MPS4356		MPSD51	4-27		
MMCM3904	4-48	MOC8030	4-109	MPQ6427		MPS5172		MPSD52	4-27	TRANSISTORS	
MMCM3905	4-48	MOC8050	4-109	MPQ6501	4-37	MPS6507	4-25	MPSD53	4-27	SS Quads	
MMCM3906	4-48	REGULATORS		MPQ6501N		MPS6511	4-25	MPSD54	4-45	MQ918	4-39
MMCM3960A		Pwr		TRANSISTORS		MPS6512		MPSD55	4-45	MQ930	4-38
DIODES		PCW900	4-10	Plastic Quads		MPS6513		MPSD56	4-26	MQ982	4-37
MICRO-T		MPC1000	4-10	MPQ6502	4-37	MPS6514	4-26	MPSH02	4-25	MQ1120	4-37
MMD70		TRANSISTORS		MPQ6502N		MPS6515	4-24	MPSH04	4-25	MQ1129	4-37
MMD6050	4-50	FET		MPQ6600		MPS6516		MPSH05	4-25	MQ2218A	4-37
MMD6100	4-50	MPF102	4-33	MPQ6600A	4-38	MPS6517		MPSH07	4-25	MQ2219A	4-37
MMD6150	4-50	MPF108	4-33	MPQ6700		MPS6518	4-26	MPSH08	4-25	MQ2369	4-39
MMD7000	4-50	MPF109	4-31	MPQ6842	4-40	MPS6519	4-24	MPSH10	4-25	MQ2484	
MMD7001		MPF111	4-31	MPQ7041	4-39	MPS6520	4-27	MPSH11	4-25	MQ2904	
TRANSISTORS		MPF112		MPQ7042	4-39	MPS6521	4-27	MPSH17	4-25	MQ2905A	4-37
FET		MPF120		MPQ7043	4-39	MPS6522	4-27	MPSH19	4-25	MQ3251	4-37
MMF1		MPF121		MPQ7051	4-39	MPS6523	4-27	MPSH20	4-25	MQ3467	4-37
MMF2		MPF122		MPQ7052	4-39	MPS6530		MPSH24	4-25	MQ3725	4-37
MMF3		MPF130	4-33	MPQ7053	4-39	MPS6531	4-24	MPSH30	4-25	MQ3762	4-37
MMF4		MPF131	4-33	MPQ7091	4-39	MPS6532		MPSH31	4-25	MQ3798	4-37
MMF5		MPF132	4-33	MPQ7092	4-39	MPS6533		MPSH32	4-25	MQ3799	4-37
MMF6		MPF161	4-31	MPQ7093	4-39	MPS6534	4-24	MPSH33	4-25	MQ3799A	
LINEAR		MPF256	4-33	SS Plastic		MPS6535		MPSH34	4-25	MQ5001	4-37
MMH0026	3-4	MPF820		MPS404	4-25	MPS6539		MPSH37	4-25	MQ6002	4-37
MMH0026C	3-4	MPF970	4-32	MPS404A		MPS6540		MPSH54	4-25	MQ6100	4-37
MMH0026C		MPF971	4-32	MPS404A		MPS6541	4-25	MPSH55	4-25	MQ7001	4-37
		MPF4391	4-32	MPS404A	4-25	MPS6542		MPSH81		MQ7003	4-37
		MPF4392	4-32	MPS706A	4-25	MPS6543	4-25	MPSH83	4-25	MQ7004	4-39
		MPF4393	4-32	MPS708		MPS6544		MPSH85	4-25	MQ7005	4-39
DIODES		VVC		MPS834	4-25	MPS6545		MPSK10		MQ7007	4-37
VVC		MPI3401	4-72	MPS835	4-25	MPS6546	4-25	MPSK11		MQ7021	4-37
				MPS918		MPS6547	4-25	MPSK12			
				MPS2222	4-26	MPS6548		MPSK20		RECTIFIERS	
				MPS2369	4-25	MPS6549		MPSK21		MR1-1000	4-92
				MPS2712		MPS6550		MPSK22		MR1-1200	4-92
				MPS2714		MPS6551		MPSK70		MR1-1400	4-92
						MPS6552		MPSK71		MR1-1600	4-92
						MPS6553		MPSK72			
						MPS6565	4-27				
						MPS6566	4-27				

CATALOG INDEX (continued)

DEVICE	PAGE	DEVICE	PAGE	DEVICE	PAGE	DEVICE	PAGE	DEVICE	PAGE	DEVICE	PAGE
MR250-1	4-92	MR1130	4-87	MRD810	4-111	MRF817	4-56	MV1660	4-69	MZ805	
MR250-2	4-92	MR1205FL	4-88	MRD3050	4-112	MRF818	4-56	MV1662	4-69	MZ810	4-81
MR250-3	4-92	MR1209FL	4-88	MRD3051	4-112	MRF823	4-56	MV1664	4-69	MZ820	4-81
MR250-4	4-92	MR1215FL	4-88	MRD3054	4-112	MRF824	4-56	MV1666	4-69	MZ840	4-81
MR250-5	4-92	MR1215SL	4-88	MRD3055	4-112	MRF825	4-56			MZ821	
MR327		MR1219FL	4-88	MRD3056	4-112	MRF835	4-56			MZ821A	
MR328		MR1219SL	4-88			MRF901	4-59	Pwr Varactors		MZ823	
MR330		MR1245FL	4-88			MRF905	4-59	MV1807J1	4-59	MZ823A	
MR331		MR1249FL	4-88	TRANSISTORS		MRF5174		MV1809C1	4-59	MZ825	
MR500	4-86	MR1245SL	4-88	RF		MRF5175	4-58			MZ825A	
MR501	4-86	MR1249SL	4-88	MRF207	4-55	MRF5176	4-58	Tuning		MZ827	
MR502	4-86	MR1262FL	4-88	MRF208	4-55	MRF5177	4-58	MV1858A	4-66	MZ827A	
MR504	4-86	MR1265FL	4-88	MRF209	4-55	MRF5177A	4-58	MV1860A		MZ935	
MR506	4-86	MR1269FL	4-88	MRF212	4-54	MRF8004	4-53	MV1860A	4-66	MZ935A	
MR508	4-86	MR1366	4-91	MRF215	4-55			MV1862A	4-66	MZ935B	
MR510	4-86	MR1376	4-91	MRF216	4-55			MV1862A	4-66	MZ936	
MR750	4-86	MR1386	4-91	MRF221	4-55			MV1862D	4-66	MZ936A	
MR751	4-86	MR1396	4-91	MRF222	4-55			MV1863A		MZ936B	
MR752	4-86	MR1815SL	4-88	MRF223	4-55			MV1863D	4-66	MZ937	
MR754	4-86	MR1819SL	4-88	MRF224	4-55			MV1864A		MZ937A	
MR756	4-86	MR2000S	4-87	MRF225	4-55			MV1864D	4-66	MZ937B	
MR800	4-91	MR2001S	4-87	MRF226	4-55			MV1865A		MZ938	
MR801	4-91	MR2002S	4-87	MRF227	4-55			MV1865D	4-66	MZ938A	
MR802	4-91	MR2004S	4-87	MRF230	4-54			MV1866	4-66	MZ938B	
MR804	4-91	MR2006S	4-87	MRF231	4-54			MV1866A		MZ941	
MR806	4-91	MR2008S	4-87	MRF232	4-54			MV1866D	4-66	MZ941A	
MR810	4-91	MR2010S	4-87	MRF233	4-54			MV1868	4-66	MZ941B	
MR811	4-91	MR2083HA		MRF234	4-54			MV1868A		MZ942	
MR812	4-91	MR2266		MRF235	4-54			MV1868D	4-66	MZ942A	
MR813		MR2271		MRF237	4-54			MV1870	4-66	MZ942B	
MR814	4-91	MR2272		MRF243	4-55			MV1870A		MZ943	
MR816	4-91	MR2273		MRF244	4-55			MV1870D	4-66	MZ943A	
MR817	4-91	MR2500	4-87	MRF245	4-55					MZ943B	
MR818	4-91	MR2501	4-87	MRF304				DIODES		MZ944	
MR820	4-91	MR2502	4-87	MRF305	4-58			VVC		MZ944A	
MR821	4-91	MR2504	4-87	MRF306	4-58			MV1871	4-66	MZ944B	
MR822	4-91	MR2506	4-87	MRF313	4-58			MV1872	4-66	MZ3154	
MR824	4-91	MR2508	4-87	MRF313A	4-58			MV1874	4-66	MZ3154A	
MR826	4-91	MR2510	4-87	MRF401	4-57			MV1876	4-66	MZ3155	
MR830	4-91	MR2500S	4-87	MRF402	4-53			MV1877	4-66	MZ3155A	
MR831	4-91	MR2501S	4-87	MRF404				MV1878	4-66	MZ3156	
MR832	4-91	MR2502S	4-87	MRF406	4-53			MV2101	4-67	MZ3156A	
MR834	4-91	MR2504S	4-87	MRF418				thru		MZ2360	4-82
MR836	4-91	MR2506S	4-87	MRF419				MV2115	4-67	MZ2361	4-82
MR840		MR2508S	4-87	MRF420	4-53					MZ2362	4-82
MR841		MR2510S	4-87	MRF421	4-53			Unidirectional			
MR842		MR2525S	4-83	MRF422	4-57			MUS4987	4-105	Zener	
MR844		MR2525R	4-83	MRF425	4-53			MUS4988	4-105	MZ4614	4-77
MR846		MR4933		MRF427	4-57					MZ4615	4-77
MR850	4-91	MR4934		MRF428	4-57			DIODES		MZ4616	4-77
MR851	4-91	MR4935		MRF432	4-53			VVC		MZ4617	4-77
MR852	4-91	MR4936		MRF433	4-53			MV104	4-70	MZ4618	4-77
MR854	4-91	MR4937		MRF449	4-53			MV104G	4-70	MZ4619	4-77
MR856	4-91	MR5005	4-87	MRF449A	4-53			MV109	4-70	MZ4620	4-77
MR860	4-91	MR5010		MRF450	4-53			MV205		MZ4621	4-77
MR861	4-91	MR5020		MRF450A	4-53			MV206		MZ4622	4-77
MR862	4-91	MR5030		MRF452				MV209	4-70	MZ4623	4-77
MR864	4-91	MR5040	4-87	MRF452A				MV830	4-66	MZ4624	4-77
MR866	4-91	MRA133	4-90	MRF454	5-53			thru		MZ4625	4-77
MR870	4-91	MRA133B	4-90	MRF454A	5-53			MV840	4-66	MZ4626	4-77
MR871	4-91	MRA163	4-90	MRF501	5-60			MV1401	4-69	MZ4627	4-77
MR872	4-91	MRA163B	4-90	MRF502	5-60			MV1403	4-69	MZ4678	
MR874	4-91	MRA333	4-90	MRF509	4-58			MV1404	4-69	MZ4679	
MR876	4-91	MRA333B	4-90	MRF511	4-60			MV1405	4-69	MZ4680	
MR890		MRA363		MRF515	4-54			MV1620	4-69	MZ4681	
MR891		MRA363B		MRF517	4-60			MV1622	4-69	MZ4682	
MR892				MRF519	4-60			MV1624	4-69	MZ4683	
MR894		OPTOS		MRF531	4-60			MV1626	4-69	MZ4684	
MR896		Photodetectors		MRF532	4-60			MV1628	4-69	MZ4685	
MR910	4-91	MRD148	4-112	MRF603				MV1630	4-69	MZ4686	
MR911	4-91	MRD120	4-112	MRF604	4-54			MV1632	4-69	MZ4687	
MR912	4-91	MRD121	4-112	MRF606				MV1634	4-69	MZ4688	
MR914	4-91	MRD150	4-112	MRF607	4-54			MV1636	4-69	MZ4689	
MR916	4-91	MRD300	4-111	MRF618	4-55			MV1638	4-69	MZ4690	
MR917	4-91	MRD310	4-111	MRF619				MV1640	4-69	MZ4691	
MR918	4-91	MRD360	4-112	MRF620				MV1642	4-69	MZ4692	
MR1120	4-87	MRD370	4-112	MRF621				MV1644	4-69	MZ4693	
MR1121	4-87	MRD450	4-112	MRF626	4-55			MV1646	4-69	MZ4694	
MR1122	4-87	MRD500	4-112	MRF627				MV1648	4-69	MZ4695	
MR1123	4-87	MRD510	4-112	MRF628				MV1650	4-69	MZ4696	
MR1124	4-87	MRD601	4-111	MRF629	4-55			MV1652	4-69	MZ4697	
MR1125	4-87	MRD602	4-111	MRF644	4-55			MV1654	4-69	MZ4698	
MR1126	4-87	MRD603	4-111	MRF646	4-55			MV1656	4-69	MZ4699	
MR1128	4-87	MRD604	4-111	MRF816	4-56			MV1658	4-69	MZ4700	

CATALOG INDEX (continued)

DEVICE	PAGE	DEVICE	PAGE	DEVICE	PAGE	DEVICE	PAGE	DEVICE	PAGE	DEVICE	PAGE
MZ4701		Zener Chips		MZC20A10	4-77	MZC160A10	4-77	MZC11B10	4-77	MZC100B10	4-77
MZ4702		MAC2.4A10	4-77	MZC22A10	4-77	MZC170A10	4-77	MZC12B10	4-77	MZC110B10	4-77
MZ4703		MZC2.7A10	4-77	MZC24A10	4-77	MZC180A10	4-77	MZC13B10	4-77	MZC120B10	4-77
MZ4704		MZC3.0A10	4-77	MZC27A10	4-77	MZC200A10	4-77	MZC15B10	4-77	MZC130B10	4-77
MZ4705		MZC3.3A10	4-77	MZC30A10	4-77	MZC1.8B10	4-77	MZC16B10	4-77	MZC140B10	4-77
MZ4706		MZC3.6A10	4-77	MZC33A10	4-77	MZC2.0B10	4-77	MZC18B10	4-77	MZC150B10	4-77
MZ4707		MZC3.9A10	4-77	MZC36A10	4-77	MZC2.2B10	4-77	MZC20B10	4-77	MZC160B10	4-77
MZ4708		MZC4.3A10	4-77	MZC39A10	4-77	MZC2.4B10	4-77	MZC22B10	4-77	MZC170B10	4-77
MZ4709		MZC4.7A10	4-77	MZC43A10	4-77	MZC2.7B10	4-77	MZC24B10	4-77	MZC180B10	4-77
MZ4710		MZC5.1A10	4-77	MZC47A10	4-77	MZC3.0B10	4-77	MZC27B10	4-77	4-Layer	
MZ4711		MZC5.6A10	4-77	MZC51A10	4-77	MZC3.3B10	4-77	MZC30B10	4-77	MAL3052	
MZ4712		MZC6.2A10	4-77	MZC56A10	4-77	MZC3.6B10	4-77	MZC33B10	4-77	MAL3053	
MZ4713		MZC6.8A10	4-77	MZC62A10	4-77	MZC3.9B10	4-77	MZC36B10	4-77	MAL3054	
MZ4714		MZC7.5A10	4-77	MZC68A10	4-77	MZC4.3B10	4-77	MZC39B10	4-77	MTTL	
MZ4715		MZC8.2A10	4-77	MZC75A10	4-77	MZC4.7B10	4-77	MZC43B10	4-77	XC117	2-15
MZ4716		MZC9.1A10	4-77	MZC82A10	4-77	MZC5.1B10	4-77	MZC47B10	4-77	LINEAR	
MZ4717		MZC10A10	4-77	MZC91A10	4-77	MZC5.6B10	4-77	MZC51B10	4-77	XC1302	3-24
MZ5555	4-83	MZC11A10	4-77	MZC100A10	4-77	MZC6.2B10	4-77	MZC56B10	4-77	XC1387	3-23
MZ5556	4-83	MZC12A10	4-77	MZC110A10	4-77	MZC6.8B10	4-77	MZC62B10	4-77	XC1389	3-23
MZ5557	4-83	MZC13A10	4-77	MZC120A10	4-77	MZC7.5B10	4-77	MZC68B10	4-77	XC1393	
MZ5558	4-83	MZC15A10	4-77	MZC130A10	4-77	MZC8.2B10	4-77	MZC75B10	4-77	XC1399	3-22
		MZC16A10	4-77	MZC140A10	4-77	MZC9.1B10	4-77	MZC82B10	4-77		
		MZC18A10	4-77	MZC150A10	4-77	MZC10B10	4-77	MZC91B10	4-77		

POPULAR PRO-ELECTRON DEVICE TYPES

Index

	Page
SMALL SIGNAL TRANSISTORS TO-92 _____	1
SMALL SIGNAL TRANSISTORS TO-5, TO-18, TO-39 _____	7
POWER TRANSISTORS CASE 77, 90, TO-3, TO-39 (UNIWATT, DUOWATT) _____	8
RF TRANSISTORS SOT-2, TO-72 (SEE ALSO TO-92 TYPES) _____	11
ZENER DIODES _____	11
RECTIFIERS PRODUCTS _____	12
SPECIAL PURPOSE DIODES _____	13
LINEAR INTEGRATED CIRCUITS _____	14

POPULAR PRO-ELECTRON DEVICE TYPE

Index

Small Signal Transistors	10-12
Small Signal Vacuum Tubes	13-15
Power Tubes	16-18
Diodes	19-21
Rectifiers	22-24
Other Tubes	25-27
Other Devices	28-30

SMALL SIGNAL PLASTIC TRANSISTORS: TO-92

SMALL SIGNAL PLASTIC TRANSISTORS represent MOTOROLA's broadest product line of any package. The TO-92, from R.F./V.H.F./U.H.F. amplifiers, mixers, oscillators and switches to general purpose amplifiers and switches are all available as standard product or custom specials. Also available are special devices for the Industrial, Computer or Consumer Markets.

Before you finalize your next circuit design, consider MOTOROLA's TO-92 Plastic transistors for every possible socket. The following Cross Reference gives you an alphanumeric list of all pro-electron small signal devices, their suggested replacement and the number of the selection table in which the device is further characterized.

GENERAL PURPOSE AMPLIFIER TRANSISTORS - TO 92. TABLE 1

The general purpose transistors are designed for small signal amplification from d.c. to low radio frequencies. They are also useful as oscillators and general purpose switches.

NPN	PNP	BV _{CEO} Volts	P _D mW	I _C max mA cont.	h _{FE}		I _C (mA)	V _{CE} (V)	f _T typ MHz	NF max dB	Pin out
					min	max					
BC182	BC212	50	625	100	120	460	2.0	5.0	200	10	CBE
BC182A	BC212A	50	625	100	120	220	2.0	5.0	200	10	"
BC182B	BC212B	50	625	100	180	460	2.0	5.0	200	10	"
BC237	BC307	45	625	100	120	460	2.0	5.0	200	10	"
BC237A	BC307A	45	625	100	120	220	2.0	5.0	200	10	"
BC237B	BC307B	45	625	100	180	460	2.0	5.0	200	10	"
BC237C	BC307C	45	625	100	380	800	2.0	5.0	200	10	"
BC238	BC308	25	625	100	120	800	2.0	5.0	200	10	"
BC238A	BC308A	25	625	100	120	220	2.0	5.0	200	10	"
BC238B	BC308B	25	625	100	180	460	2.0	5.0	200	10	"
BC238C	BC308C	25	625	100	380	800	2.0	5.0	200	10	"
BC239	BC309	45	625	180	180	800	2.0	5.0	240	4	"
BC239A	BC309A	45	625	100	120	220	2.0	5.0	240	4	"
BC239B	BC309B	45	625	100	180	460	2.0	5.0	240	4	"
BC239C	BC309C	45	625	100	380	800	2.0	5.0	240	4	"
* BC347	* BC350	45	625	100	40	450	2.0	5.0	200	8	EBC
* BC347A	* BC350A	45	625	100	110	220	2.0	5.0	200	8	"
* BC347B	* BC350B	45	625	100	200	450	2.0	5.0	200	8	"
* BC348	* BC351	30	625	100	40	450	2.0	5.0	200	8	"
* BC348A	* BC351A	30	625	100	110	220	2.0	5.0	200	8	"
* BC348B	* BC351B	30	625	100	200	450	2.0	5.0	200	8	"
* BC349	* BC352	20	625	100	40	450	2.0	5.0	240	8	"
* BC349A	* BC352A	20	625	100	110	220	2.0	5.0	240	8	"
* BC349B	* BC352B	20	625	100	200	450	2.0	5.0	240	8	"
BC546	BC556	65	625	100	120	450	2.0	5.0	300	10	CBE
BC546A	BC556A	65	625	100	120	220	2.0	5.0	300	10	"
BC546B	BC556B	65	625	100	180	450	2.0	5.0	300	10	"
BC547	BC557	45	625	100	120	450	2.0	5.0	300	10	"
BC547A	BC557A	45	625	100	120	220	2.0	5.0	300	10	"
BC547B	BC557B	45	625	100	180	450	2.0	5.0	300	10	"
BC547C	BC557C	45	625	100	380	800	2.0	5.0	300	10	"
BC548	BC558	30	625	100	120	800	2.0	5.0	300	10	"
BC548A	BC558A	30	625	100	120	220	2.0	5.0	300	10	"
BC548B	BC558B	30	625	100	180	450	2.0	5.0	300	10	"
BC548C	BC558C	30	625	100	380	800	2.0	5.0	300	10	"

* NOT FOR NEW DESIGN

LOW NOISE AND GOOD H_{FE} LINEARITY. TABLE 2

 These devices are designed to use on applications where good H_{FE} linearity and low noise characteristics are required: instrumentation, HIFI preamplifier.

NPN	PNP	BV _{CEO} Volts	PD _{mW} 25°C Amb	H _{FE} 10 μA/5V		H _{FE} 2mA/5V		(1) V _t 120 Hz mV		(2) NF db		FT typ MHz
				min.	typ	min.	max	typ	max	typ	max	
BC239	BC309	45	625	—	—	120	800	9.5	—	2	4	240
BC239A	BC309A	45	625	—	90	120	220	9.5	—	2	4	240
BC239B	BC309B	45	625	—	150	180	460	9.5	—	2	4	240
BC239C	BC309C	45	625	—	270	380	800	9.5	—	2	4	240
BC413	BC415	30	625	100	—	180	800	8	12	0.6	2.5	250
BC413B	BC415B	30	625	100	150	180	460	8	12	0.6	2.5	250
BC413C	BC415C	30	625	100	270	380	800	8	12	0.6	2.5	250
BC414	BC416	45	625	100	—	180	800	8	12	0.6	2.5	250
BC414B	BC416B	45	625	100	150	180	460	8	12	0.6	2.5	250
BC414C	BC416C	45	625	100	270	380	800	8	12	0.6	2.5	250
BC549	BC559	30	625	100	—	180	800	8	12	0.6	2.5	250
BC549B	BC559B	30	625	100	150	180	460	8	12	0.6	2.5	250
BC549C	BC559C	30	625	100	270	380	800	8	12	0.6	2.5	250
BC550	BC560	45	625	100	—	180	800	8	12	0.6	2.5	250
BC550B	BC560B	45	625	100	150	180	460	8	12	0.6	2.5	250
BC550C	BC560C	45	625	100	270	380	800	8	12	0.6	2.5	250
MPSA18		45	625	400	500	500	—	7	—	—	1.5	160

(1) V_t: total input noise voltage (see application note on BC 413/BC414 and BC415/BC416 data sheet), at R_s = 2 KΩ, I_C = 200 μA, V_{CE} = 5 V

(2) NF: noise figure at R_S = 2 KΩ, I_C = 200 μA, V_{CE} = 5 V and F = 30 Hz to 15 KHz.

HIGH CURRENT AMPLIFIER TRANSISTORS – TO 92 TABLE 3

Useful in low power audio output stages and medium current switches.

NPN	PNP	BV _{CEO} Volts min	P _D mW T _A =25°C	I _C max m.A. cont.	h _{FE}		I _C (mA)	V _{CE} (V)	f _H typ MHz
					min	max			
BC337	BC327	45	625	800	100	600	100	1	210
BC337-16	BC237-16	45	625	800	100	250	100	1	210
BC337-25	BC327-25	45	625	800	160	400	100	1	210
BC337-40		45	625	800	250	600	100	1	210
BC338	BC328	25	625	800	100	600	100	1	210
BC338-16	BC328-16	25	625	800	100	250	100	1	210
BC338-25	BC328-25	25	625	800	160	400	100	1	210
BC338-40		25	625	800	250	600	100	1	210
BC445	BC446	60	625	200	70	—	10	5	250/200(1)
BC447	BC448	80	625	200	70	—	10	5	250/200(1)
BC449	BC450	100	625	200	70	—	10	5	250/200(1)
BC485	BC486	45	625	1000	60	400	100	2	200/150(1)
BC485L	BC486L	45	625	1000	60	150	100	2	200/150(1)
BC485A	BC486A	45	625	1000	100	250	100	2	200/150(1)
BC485B	BC486B	45	625	1000	160	400	100	2	200/150(1)
BC487	BC488	60	625	1000	60	400	100	2	200/150(1)
BC487L	BC488L	60	625	1000	60	150	100	2	200/150(1)
BC487A	BC488A	60	625	1000	100	250	100	2	200/150(1)
BC487B	BC488B	60	625	1000	160	400	100	2	200/150(1)
BC489	BC490	80	625	1000	60	400	100	2	200/150(1)
BC489L	BC490L	80	625	1000	60	150	100	2	200/150(1)
BC489A	BC490A	80	625	1000	100	250	100	2	200/150(1)
BC489B	BC490B	80	625	1000	160	400	100	2	200/150(1)
MPSA05	MPSA55	60	625	500	50		100	1	150/175(1)
MPSA06	MPSA56	80	625	500	50		100	1	150/175(1)

(1) PNP TYP

 MPSA05/06 pinning order EBC
 All others CBE

HIGH VOLTAGE AMPLIFIER TRANSISTORS – TO 92 – TABLE 4

NPN	PNP	BV _{CEO} Volts	P _D max T _A =25°C	I _C max mA cont.	h _{FE}			C _{re} P _f typ	f _F			Pinning
					min	I _C (mA)	V _{CE} (V)		I _C (mA)	V _{CE} (V)	typ	
MPSL01	2N5400	120	625	600	50	10	5	3	10	10	160	EBC
2N5550	—	140	625	600	60	10	5	3	10	10	160	EBC
2N5551	—	160	625	600	80	10	5	3	10	10	200	EBC
	2N5401	150	625	600	60	10	5	4	10	10	150	EBC
BF391	MPSA93	200	625	500	40	10	10	1.6	10	60	70	EBC
BF392	—	250	625	500	40	10	10	1.6	10	60	70	EBC
BF393	—	300	625	500	40	10	10	1.6	10	60	70	EBC

All pinning order EBC

INDUSTRIAL TRANSISTORS TO 92 TABLE 5

These devices are special products range in tended for use in applications which required well specified performing devices like high quality amplifiers, differential input, driver stages

NPN	PNP	BV _{CEO} VOLTS	P _D mW T _A =25°C	I _C max mA cont	h _{FE}		I _C (mA)	V _{CE} (V)	f _T typ MHz	NF typ dB	t _{on} typ ns	t _{off} typ ns
					min	max						
BCX25	BCX26	60	625	200	70	400	10	5	250	2	70	1000/600
BCX27	BCX28	80	625	200	70	400	10	5	250	2	70	1000/600
BCX29	BCX30	100	625	200	70	400	10	5	250	2	70	1000/600
BCX45	BCX46	45	625	1000	50	—	100	2	150	2	30	380
BCX47	BCX48	60	625	1000	50	—	100	2	150	2	30	380
BCX49	BCX50	80	625	1000	50	—	100	2	150	2	30	380
BCX58	BCX78	32	625	200	120	630	2	5	250	2	75	600/350
BCX58-7	BCX78-7	32	625	200	120	220	2	5	250	2	75	600/350
BCX58-8	BCX78-8	32	625	200	180	310	2	5	250	2	75	600/350
BCX58-9	BCX78-9	32	625	200	250	460	2	5	250	2	75	600/350
BCX58-10	BCX78-10	32	625	200	380	630	2	5	250	2	75	600/350
BCX59	BCX79	45	625	200	120	630	2	5	250	2	75	600/350
BCX59-7	BCX79-7	45	625	200	120	220	2	5	250	2	75	600/350
BCX59-8	BCX79-8	45	625	200	180	310	2	5	250	2	75	600/350
BCX59-9	BCX79-9	45	625	200	250	460	2	5	250	2	75	600/350
BCX59-10	BCX79-10	45	625	200	380	630	2	5	250	2	75	600/350
BCX73	BCX75	32	625	800	100	630	100	1	210	2	30	250
BCX73-16	BCX75-16	32	625	800	100	250	100	1	210	2	30	250
BCX73-25	BCX75-25	32	625	800	160	400	100	1	210	2	30	250
BCX73-40	—	32	625	800	250	630	100	1	210	2	30	250
BCX74	BCX76	45	625	800	100	630	100	1	210	2	30	250
BCX74-16	BCX76-16	45	625	800	100	250	100	1	210	2	30	250
BCX74-25	BCX76-25	45	625	800	160	400	100	1	210	2	30	250
BCX74-40	—	45	625	800	250	630	100	1	210	2	30	250

All pinning order CBE

RF TRANSISTORS TO 92 TABLE 6

The RF transistors are designed for small signal amplification from RF to UHF — several are also used as mixer and oscillator in the same range at frequencies type are AGC characterised.

AM/FM/IF		PIN	V_{CE0}	P_D	I_C	h_{FE}	I_C	V_{CE}	f_{rmin}	C_{rB}	C_{ob}	PG	NF	f
NPN	PNP	OUT	min	max mW	max mA	min	mA	Volt	MHz	C_{rB} pF	pF	typ dB	dB	MHz
BF198	+	CEB	30	625	25	27	4	10	800*	2*			3.0*	35
BF199		CEB	25	625	100	40	7	10	750*	.28*				
BF254		CEB	20	625	100	65	1	10	260*	.95*			1.7*	1
BF241		CEB	40	625	25	35	1	10	400	.34				
BF254-3		CEB	20	625	100	65	1	10	260*	.95*			1.7*	1
BF254-4		CEB	20	625	100	100	1	10	260*	.95*			1.7*	1
BF255		CEB	20	625	100	35	1	10	200*	.95*			1.7*	1
BF255-2		CEB	20	625	100	35	1	10	200*	.95*			1.7*	1
BF255-3		CEB	20	625	100	65	1	10	200*	.95			1.7*	1
BF368		EBC	15	625	50	35	1	10	250	.95*	1.7		4.0	100
BF369		EBC	20	625	50	70	1	10	400	.95*	1.7		4.0	100
BF371		BEC	30	625	100	40	1	10	500	.23*				
BF373		BEC	45	625	100	40	1	10	720*	.32				
BF394•		BEC	30	625	100	65	1	0	80	.9*			1.7*	1
BF394B•		BEC	30	625	100	100	1	10	80	.9*			1.7*	1
BF395•		BEC	30	625	100	35	1	10	80	.9*			1.7*	1
BF395D•		BEC	30	625	100	35	1	10	80	.9*			1.7*	1
BF395C•		BEC	30	625	100	65	1	10	80	.9*			1.7*	1
MPS918		EBC	15	625	100	20	3.0	10	600		1.7	15	6.0	60
MPSH05		EBC	80	625	100	30	1.5	10	180*	1.6			1.7	1
	MPSH54	EBC	80	625	100	30	1.5	10	185*	1.6			2.0	1
V.H.F.														
BF366		EBC	25	625	25	75	3	10	400	.3		30	3.2	100
BF374		BEC	25	625	100	70			800	.6		20	4.0*	100
BF375		BEC	25	625	100	35			800	.6		20	4.0*	100
BF375C		BEC	25	625	100	70			800	.6		20	4.0*	100
BF375D		BEC	25	625	100	35	1	10	800	.6		20	4.0*	100
	BF706	EBC	25	625	50	20	2	10	700	.4	.6*			
	BF709	EBC	30	625	50	20	2.5	10	350	.3		12	3.5*	200
	BF906	EBC	25	625	50	20	2	10	700	.22*	.6*		2.5*	100
U.H.F.														
	BF739 +	EBC	30	625	50	20	2.5	10	600	.3		10	4.2*	850
	BF740	EBC	20	625	50	20	2	10	600	.4	.6*			
MPSH33 +		EBC	30	625	100	20	2.5	10	950	.3		10	6.5	850

* Typical

+ A.G.C. Characteristic

• NOT FOR NEW DESIGN

MEDIUM POWER (UNIWATT) TRANSISTORS TABLE 7

For applications requiring higher power dissipation than that of the standard TO-92 package MOTOROLA has developed the Uniwatt case. In this plastic-encapsulated package, which is slightly larger than the small signal case, the collector is mounted on a metal tab that extends out of the case. With a satisfactory heat sink Uniwatt transistors can dissipate up to 10 Watts. Without a heat sink power dissipation at an ambient of 25 °C is 1.0 Watt.

NPN	PNP	BV _{CEO} Volts min	P _D @ 25°C W		I _C max Amps	h _{FE}			V _{CE} Volts	V _{CES} max V	f _T min MHz	COB max Pf	@ I _C Amps
			T _{amb}	T _{case}		min	max	Amps					
BD505	BD506	20	1.0	10	2	60	—	0.25	2	0.7	50	30	1.0
BD507	BD508	30	1.0	10	2	60	—	0.25	2	0.7	50	30	1.0
BD509	BD510	40	1.0	10	2	60	—	0.25	2	0.7	50	30	1.0
BD515	BD516	45	1.0	10	2	60	350	0.15	2	0.5	50	12	0.5
BD517	BD518	60	1.0	10	2	60	350	0.15	2	0.5	50	12	0.5
BD519	BD520	80	1.0	10	2	60	350	0.15	2	0.5	50	12	0.5
BD525	BD526	60	1.0	10	2	60	—	0.05	2	0.5	50	15	0.25
BD527	BD528	80	1.0	10	2	60	—	0.05	2	0.5	50	15	0.25
BD529	BD530	100	1.0	10	2	60	—	0.05	2	0.5	50	15	0.25
BF380		180	1.0	10	0.5	25	—	0.03	10	0.75	90	—	0.03
BF381		250	1.0	10	0.5	25	—	0.03	10	0.75	90	—	0.03
BF382		300	1.0	10	0.5	25	—	0.03	10	0.75	90	—	0.03
MPSU03		120	1.0	10	1.0	40	—	0.01	10	.5	100	12	.05
MPSU04		180	1.0	10	1.0	40	—	0.01	10	.5	100	12	.05

DUOWATT TRANSISTORS TABLE 8

This is a new family developed by MOTOROLA for high power dissipation in free air applications. As the uniwatt the collector is mounted on a metal tab extend to the case, without a heat sink power dissipation of the duowatt at an ambient of 25 °C is 2.0 Watts.

NPN	PNP	BV _{CEO} Volts min	P _D @ 25°C W		I _C max Amps	h _{FE}			V _{CE} Volts	V _{CES} max	f _T min MHz	I _C @ Amps	COB max Pf	Pinning
			T _{amb}	T _{case}		min	max	Amps						
BD385	BD386	60	2.0	10	1.0	60	—	0.25	1.0	0.5	75	100	18	ECB
BD387	BD388	80	2.0	10	1.0	60	—	0.25	1.0	0.5	75	100	18	"
BD389	BD390	100	2.0	10	1.0	60	—	0.25	1.0	0.5	75	100	18	"
BD411	BD413	40	2.0	10	2.0	25K	150K	0.2	5.0	—	100	200	7	EBC
BD412	BD414	40	2.0	10	2.0	15K	150K	0.2	5.0	—	100	200	7	"
BD415	BD416	60	2.0	10	1.0	60	—	0.25	1.0	0.5	75	100	18	"
BD417	BD418	80	2.0	10	1.0	60	—	0.25	1.0	0.5	75	100	18	"
BD419	BD420	100	2.0	10	1.0	60	—	0.25	1.0	0.5	75	100	18	"
BD421	—	100	2.0	10	2.0	15K	—	0.25	5.0	1.0	100	200	15	"
BD422	—	80	2.0	10	2.0	15K	—	0.25	5.0	1.0	100	200	15	"
BF460	BD463	250	2.0	10	0.5	40	180	0.03	10	0.6	45	10	3.0	"
BF461	BD464	300	2.0	10	0.5	40	180	0.03	10	0.6	45	10	3.0	"
BF462	BF465	350	2.0	10	0.5	40	180	0.03	10	0.6	45	10	3.0	"
BF466	—	150	2.0	10	1.0	40	—	0.1	10	—	100	50	12	"
BF467	—	200	2.0	10	1.0	40	—	0.1	10	—	100	50	12	"
BF468	—	250	2.0	10	1.0	40	—	0.1	10	—	100	50	12	"
BF666	—	150	2.0	10	1.0	40	—	0.1	10	—	100	50	12	FCB
BF667	—	200	2.0	10	1.0	40	—	0.1	10	—	100	50	12	"
BF668	—	250	2.0	10	1.0	40	—	0.1	10	—	100	50	12	"
BF757	BF760	250	2.0	10	0.5	40	180	0.03	10	0.6	45	10	3.0	"
BF758	BF761	300	2.0	10	0.5	40	180	0.03	10	0.6	45	10	3.0	"
BF759	BF762	350	2.0	10	0.5	40	180	0.03	10	0.6	45	10	3.0	"

MEDIUM CURRENT AMPLIFIERS & SWITCHES (TO-39)

DEVICE TYPE	NPN	PNP	V _{CEO} (VDC)	I _C max (mA)	H _{FE} min AT I _C (mA)	V _{CE} (Volts)	V _{CE(Sat)} (Volts)	I _B (mA)	F _T min AT I _C (MHz)	I _C (mA)		
BFY50	NPN		35	1000	30	150	6	0.2	150	15	60	50
BFY51	NPN		30	1000	40	150	6	0.35	150	15	50	50
BFY52	NPN		20	1000	60	150	6	0.35	150	15	50	50
BSX45	NPN		40	1000	40	100	1	1.0	1000	100	50	50
BSX46	NPN		60	1000	40	100	1	1.0	1000	100	50	50
BSX47	NPN		80	1000	40	100	1	0.9	500	25	50	50
BFX38		PNP	55	1000	85	100	5	0.15	150	15	100	50
BFX39		PNP	55	1000	40	100	5	0.15	150	15	100	50
BFX40		PNP	75	1000	85	100	5	0.15	150	15	100	50
BFX41		PNP	75	1000	40	100	5	0.15	150	15	100	50

VIDEO OUTPUT (TO-39)

DEVICE TYPE	NPN	V _{CEO} (Volts)	I _C max (mA)	H _{FE} AT I _C (min)	V _{CE} (Volts)	V _{CE(Sat)} (Volts)	I _B (mA)	F _T type AT I _C (MHz)	COB max (pF)			
BF257	NPN	160	100	25	30	10	1	30	6	110	30	5.5
BF258	NPN	250	100	25	30	10	1	30	6	110	30	5.5
BF259	NPN	300	100	25	30	10	1	30	6	110	30	5.5

AUDIO DRIVERS (TO-39)

DEVICE TYPE	NPN	PNP	V _{CEO} (VDC)	I _C max (mA)	H _{FE} AT I _C (mA)	V _{CE} (VDC)	V _{CE(Sat)} (VDC)	I _B (mA)	F _T min AT I _C (MHz)	I _C (mA)		
BC140	NPN		40	1000	40	100	1	1	1000	100	50	50
BC141	NPN		60	1000	40	100	1	1	1000	100	50	50
BC160		PNP	40	1000	40	100	1	1	1000	100	50	50
BC161		PNP	60	1000	40	100	1	1	1000	100	50	50

NOTE: Exists IH -6-10-16
HFE Groups

GENERAL PURPOSE SWITCHING & AMPLIFIER TRANSISTORS (TO-18)

DEVICE TYPE	PNP	NPN	V _{CEO} (Volts)	I _C max (mA)	H _{FE} min AT I _C (mA)	V _{CE} (Volts)	V _{CE Sat} (Volts)	I _B (mA)	F _T (MHz) -typ min	I _C (mA)	COMMENTS		
BC177	PNP		45	100	70	2	5.0	0.6	100	5	130	10	EXIST VI.A.B. HFE RANGE
BC178	PNP		30	100	70	2	5.0	0.6	100	5	130	10	
BCY77	PNP		60	100	120	2	5.0	0.8	50	1.25	180	-	EXIST VII.VIII.IX.A.B. GROUP
BCY78	PNP		32	200	120	2	5.0	0.8	100	2.5	180	-	EXIST HFE GROUP VII.VIII.
BCY79	PNP		45	200	120	2	5.0	0.8	100	2.5	180	-	IX.X
BSW21	PNP		25	200	75	2	4.5	0.5	50	3	150	10	
BSW21A	PNP		50	200	75	2	4.5	0.5	50	3	150	10	
BSW22	PNP		25	200	180	2	4.5	0.5	50	3	150	10	
BSW22A	PNP		50	200	180	2	4.5	0.5	50	3	150	10	
BC107		NPN	45	100	110	2	5.0	0.6	100	5	150	10	EXISTS IN A, B, HFE GROUPS
BC108		NPN	20	100	110	2	5.0	0.6	100	5	150	10	EXISTS A, B, and C, HFE GROUPS
BCY58		NPN	32	200	120	2	5.0	0.7	100	2.5	125	(-)	EXISTS VII, VIII, IX, X,
BCY59		NPN	45	200	120	2	5.0	0.7	100	2.5	125		HFE GROUPS
BCY65E		NPN	60	200	120	2	5.0	0.7	50	1.25	125	(-)	EXISTS VII, VIII, IX, HFE
BSX51		NPN	25	200	75	2	4.5	0.3	50	3	150	10	GROUPS
BSX51A		NPN	50	200	75	2	4.5	0.3	50	3	150	10	
BSX51B		NPN	60	200	75	2	4.5	0.3	50	3	150	10	
BSX52		NPN	25	200	180	2	4.5	0.3	50	3	150	10	
BSX52A		NPN	50	200	180	2	4.5	0.3	50	3	150	10	
BSW52B		NPN	60	200	180	2	4.5	0.3	50	3	150	10	

FAST SPEED SWITCHING TRANSISTORS (TO-18)

Device Type	Polarity	V _{CEO} V _{CER} (-) (V)	I _C max	H _{fe} at I _C (mA)	V _{CE} (V)	V _{CE max} (V)	I _C (mA)	I _B (mA)	T _{on} (ns)	T _S (ns)	T _{off} at I _C (ns)	I _{b1} (mA)	I _{b2} (mA)		
BSX90	NPN	12	200	20	10	0.35	1.0	100	10	12	-	40	100	40	20
BSX29	PNP	12	200	30	30	0.5	0.5	100	10	60	18	90	30	3	3

LOW NOISE AMPLIFIER

DEVICE TYP	NPN	PNP	V _{CEO} (VDC)	I _C max (mA)	H _{FE} AT I _C min	V _{CE} (Volts)	NF AT I _C (DB) max	V _{CE} (VDC)	I _C (mA)	F _T AT I _C (MHz) min	I _C (mA)
BC109	NPN		20	30	220	2	4	5	0.2	150	10
BC179		PNP	20	100	120	2	4	5	0.2	130	10

POWER PLASTIC TRANSISTORS

GENERAL PURPOSE TRANSISTORS — EPIBASE TECHNOLOGY

NPN	PNP	V_{CE0} Volts	P_D Watts	I_{Cmax} Amps	h_{fe} min	@ I_C Amps	& V_{CE} Volts	V_{CESat} Volts	@ I_C Amps	f_T MHz	Case
BD165	BD166	45	20.0	1.5	15	0.5	2.0	0.50	0.50	6	77
BD167	BD168	60	20.0	1.5	15	0.5	2.0	0.50	0.50	6	77
BD169	BD170	80	20.0	1.5	15	0.5	2.0	0.50	0.50	6	77
BD233	BD234	45	25.0	2.0	25	1.0	2.0	0.6	1.0	3.0	77
BD235	BD236	60	25.0	2.0	25	1.0	2.0	0.6	1.0	3.0	77
BD237	BD238	80	25.0	2.0	25	1.0	2.0	0.6	1.0	3.0	77
BD175	BD176	45	30.0	3.0	15	1.0	2.0	0.8	1.0	3.0	77
BD177	BD178	60	30.0	3.0	15	1.0	2.0	0.8	1.0	3.0	77
BD179	BD180	80	30.0	3.0	15	1.0	2.0	0.8	1.0	3.0	77
BD433	BD434	22	40	4.0	85	0.5	1.0	0.5	2.0	3.0	77
BD435	BD436	32	40	4.0	85	0.5	1.0	0.5	2.0	3.0	77
BD437	BD438	45	40	4.0	85	0.5	1.0	0.7	3.0	3.0	77
BD439	BD440	60	40	4.0	40	0.5	1.0	0.8	3.0	3.0	77
BD441	BD442	80	40	4.0	40	0.5	1.0	0.8	3.0	3.0	77
BD443		100	30	3.0	40	0.5	2.0	0.7	1.0	0.8	77
BD443A		100	30	3.0	40	0.5	2.0	1.2	0.5	0.8	77
BD561	BD562	40	40	4.0	40	2.0	1.0	0.5	1.0	3.0	77
BD575	BD576	45	30.0	3.0	25	1.0	2.0	0.6	1.0	3.0	199
BD577	BD578	60	30.0	3.0	25	1.0	2.0	0.6	1.0	3.0	199
BD579	BD580	80	30.0	3.0	15	1.0	2.0	0.8	1.0	3.0	199
BD581	BD582	100	30.0	3.0	15	1.0	3.0	0.8	1.0	3.0	199
BD185	BD186	30	40.0	4.0	15	2.0	2.0	1.0	2.0	2.0	77
BD187	BD188	45	40.0	4.0	15	2.0	2.0	1.0	2.0	2.0	77
BD189	BD190	60	40.0	4.0	15	2.0	2.0	1.0	2.0	2.0	77
BD585	BD586	45	40.0	3.0	25	2.0	2.0	0.8	2.0	3.0	199
BD587	BD588	60	40.0	4.0	25	2.0	0.8	0.8	2.0	3.0	199
BD589	BD590	80	40.0	4.0	15	2.0	2.0	0.8	2.0	3.0	199
BD591	BD592	100	40.0	4.0	15	2.0	2.0	0.8	2.0	3.0	199
BD195	BD196	30	65.0	6.0	15	3.0	2.0	1.0	3.0	2.0	90
BD197	BD198	45	65.0	6.0	15	3.0	2.0	1.0	3.0	2.0	90
BD199	BD200	60	65.0	6.0	15	3.0	2.0	1.0	3.0	2.0	90
BD595	BD596	45	55.0	8.0	25	3.0	2.0	1.0	3.0	3.0	199
BD597	BD598	60	55.0	8.0	25	3.0	2.0	1.0	3.0	3.0	199
BD599	BD600	80	55.0	8.0	15	3.0	2.0	1.0	3.0	3.0	199
BD601	BD602	100	55.0	8.0	15	3.0	2.0	1.0	3.0	3.0	199
BD205	BD206	45	90.0	10.0	15	4.0	2.0	1.1	4.0	1.5	90
BD207	BD208	60	90.0	10.0	15	4.0	2.0	1.1	4.0	1.5	90
BD605	BD606	45	90.0	10.0	15	4.0	2.0	1.1	4.0	1.5	199
BD607	BD608	60	90.0	10.0	15	4.0	2.0	1.1	4.0	1.5	199
BD609	BD610	90	90.0	10.0	15	4.0	2.0	1.1	4.0	1.5	199

GENERAL PURPOSE DARLINGTONS – EPIBASE TECHNOLOGY

NPN	PNP	V_{CE0} Volts	P_D Watts	I_{Cmax} Amps	h_{fe} min	@ I_C Amps	& V_{CE} Volts	V_{CESat} Volts	@ I_C Amps	f_T MHz	Case
BD675	BC676	45	40.0	4.0	750	1.5	3.0	2.5	1.5	1.0	77
BD675A	BD676A	45	40.0	4.0	750	2.0	3.0	2.8	2.0	1.0	77
BD677	BD678	60	40.0	4.0	750	1.5	3.0	2.5	1.5	1.0	77
BD677A	BD678A	60	40.0	4.0	750	2.0	3.0	2.8	2.0	1.0	77
BD679	BD680	80	40.0	4.0	750	1.5	3.0	2.5	1.5	1.0	77
BD679A	BD680A	80	40.0	4.0	750	2.0	3.0	2.8	2.0	1.0	77
BD695	BD696	45	70.0	8.0	750	3.0	3.0	2.5	3.0	1.0	199
BD695A	BD696A	45	70.0	8.0	750	4.0	3.0	2.8	4.0	1.0	199
BD697	BD698	60	70.0	8.0	750	3.0	3.0	2.5	3.0	1.0	199
BD697A	BD698A	60	70.0	8.0	750	4.0	3.0	2.8	4.0	1.0	199
BD699	BD700	80	70.0	8.0	750	3.0	3.0	2.5	3.0	1.0	199
BD699A	BD700A	80	70.0	8.0	750	4.0	3.0	2.8	4.0	1.0	199
BD701	BD702	100	70.0	8.0	750	3.0	3.0	2.5	3.0	1.0	199

HIGH SPEED TRANSISTORS – PLANAR TECHNOLOGY

NPN	PNP	V_{CE0} Volts	P_D Watts	I_{Cmax} Amps	h_{fe} min	@ I_C Amps	& V_{CE} Volts	V_{CESat} Volts	@ I_C Amps	f_T MHz	Case
BD361	BD362	20	15	4.0	25	2.0	1	0.8	1.0	40	77
BD361A	BD362A	20	15	4.0	50	2.0	1	0.8	1.0	40	77
BD135	BD136	45	10	1.5	40	0.15	2	0.5	0.5	40	77
BD135-6	BD136-6	45	10	1.5	40	0.15	2	0.5	0.5	40	77
BD135-10	BD136-10	45	10	1.5	63	0.15	2	0.5	0.5	40	77
BD135-16	BD136-16	45	10	1.5	100	0.15	2	0.5	0.5	40	77
BD137	BD137	60	10	1.5	40	0.15	2	0.5	0.5	40	77
BD137-6	BD137-6	60	10	1.5	40	0.15	2	0.5	0.5	40	77
BD137-10	BD137-10	60	10	1.5	63	0.15	2	0.5	0.5	40	77
BD139	BD140	80	10	1.5	40	0.15	2	0.5	0.5	40	77
BD139-6	BD140-6	80	10	1.5	40	0.15	2	0.5	0.5	40	77
BD139-10	BD140-10	80	10	1.5	63	0.15	2	0.5	0.5	40	77
BD785	BD786	45	15	4.0	40	0.2	3	0.6	1.0	40	77
BD787	BD788	60	15	4.0	40	0.2	3	0.6	1.0	40	77
BD789	BD790	80	15	4.0	40	0.2	3	0.5	0.5	40	77
BD791	BD792	100	15	4.0	40	0.2	3	0.5	0.5	40	77

HIGH SPEED DARLINGTONS – PLANAR TECHNOLOGY

NPN	PNP	V_{CE0} Volts	P_D Watts	I_{Cmax} Amps	h_{fe} min	@ I_C Amps	& V_{CE} Volts	V_{CESat} Volts	@ I_C Amps	f_T MHz	Case
BD775	BD776	45	15	4	750	2.0	3.0	1.5	2.0	20	77
BD777	BD778	60	15	4	750	2.0	3.0	1.5	2.0	20	77
BD779	BD790	80	15	4	750	2.0	3.0	1.5	2.0	20	77

HIGH VOLTAGE TRANSISTORS – TRIPLE DIFFUSED TECHNOLOGY

NPN	PNP	V_{CE0} Volts	P_D Watts	I_{Cmax} Amps	h_{fe} min	@ I_C Amps	& V_{CE} Volts	V_{CESat} Volts	@ I_C Amps	f_T MHz	Case
BD157		250	20.0	0.5	30	0.05	10	0.25*	0.05	10	77
BD158		300	20.0	0.5	30	0.05	10	0.25*	0.05	10	77
BD159		350	20.0	0.5	30	0.05	10	0.25*	0.15	10	77
BD232		300	20.0	1.0	20	0.15	5	1.0	0.15	10	77
BD457		160	12.5	0.1	25	0.03	10	1.0	0.03	40	77
BD458		250	12.5	0.1	25	0.03	10	1.0	0.03	40	77
BD459		300	13.5	0.1	25	0.03	10	1.0	0.03	40	77

POWER METAL TRANSISTORS
GENERAL PURPOSE TRANSISTORS – EPIBASE TECHNOLOGY

NPN	PNP	V_{CE0} Volts	P_D Watts	I_{Cmax} Amps	h_{fe} min	@ I_C Amps	& V_{CE} Volts	V_{CESat} Volts	@ I_C Amps	f_T MHz	Case
BD142		40	117	15.0	12.5	4.0	4.0	1.1	4.0	2.0	TO-3
BD311	BD312	60	150	10.0	25.0	5.0	4.0	1.0	5.0	4.0	TO-3
BD313	BD314	80	150	10.0	25.0	4.0	4.0	1.0	5.0	4.0	TO-3
BD315	BD316	80	200	16.0	25.0	8.0	4.0	1.0	8.0	1.0	TO-3
BD317	BD318	100	200	16.0	25.0	5.0	4.0	1.0	8.0	1.0	TO-3
BD364	BD365	50	200	25.0	25.0	7.0	4.0	1.0	10.0	4.0	TO-3
BD366	BD367	60	200	25.0	25.0	7.0	4.0	1.0	10.0	4.0	TO-3
BD368	BD369	80	200	25.0	25.0	7.0	4.0	1.0	10.0	4.0	TO-3
BD342	BD343	40	100	12.0	15.0	3.0	4.0	1.5	4.0	1.5	TO-3
BDX55		45	12	7.0	40.0	2.0	2.0	1.0	5.0	4.0	TO-39
BDX56		60	12	7.0	40.0	2.0	2.0	1.0	5.0	4.0	TO-39
BDX57		80	12	7.0	40.0	2.0	2.0	1.0	5.0	4.0	TO-39

HIGH VOLTAGE TRANSISTORS – TRIPLE DIFFUSED TECHNOLOGY

NPN	PNP	V_{CE0} Volts	P_D Watts	I_{Cmax} Amps	h_{fe} min	@ I_C Amps	& V_{CE} Volts	V_{CESat} Volts	@ I_C Amps	f_T MHz	Case
BU126		300	40	6	15.0	1.0	5.0	5.0	4.0	*8.0	TO-3
BU126A		250	40	6	15.0	1.0	5.0	5.0	4.0	*8.0	TO-3
BU205		700	26	3	2.0	2.0	5.0	5.0	2.0	*8.0	TO-3
BU208		700	56	5	2.25	4.5	5.0	5.0	4.5	*7.0	TO-3
BU222		350	100	6	3.0	6.0	2.5	1.5	4.0	*7.5	TO-3
BU222A		425	100	6	3.0	6.0	2.5	1.5	4.0	*7.5	TO-3
BU223		350	125	10	3.3	10.0	2.5	1.5	7.0	*7.5	TO-3
BU223A		425	125	10	3.3	10.0	2.5	1.5	7.0	*7.5	TO-3
BUY29		200	125	8	15.0	3.0	5.0	2.0	3.5	5.0	TO-3
BUY30		250	125	8	15.0	3.0	5.0	2.0	3.5	5.0	TO-3

* Typical

HIGH VOLTAGE DARLINGTONS – TRIPLE DIFFUSED TECHNOLOGY

NPN	PNP	V_{CE0} Volts	P_D Watts	I_{Cmax} Amps	h_{fe} min	@ I_C Amps	& V_{CE} Volts	V_{CESat} Volts	@ I_C Amps	f_T MHz	Case
BU322		350	100	7	23	7	2.7	1.7	4.0	7.5	TO-3
BU322A		425	100	7	23	7	2.7	1.7	4.0	7.5	TO-3
BU323		350	125	10	25	10	2.7	1.7	6.0	7.5	TO-3
BU323A		425	125	10	25	10	2.7	1.7	6.0	7.5	TO-3

RF TRANSISTORS
HIGH FREQUENCY TRANSISTORS

NPN	BV _{CEO} min	PD _{max} mW	I _C max mA	h _{FE} @ min	I _C mA	& V _{CE} Volts	f _T typ GHz	C _{eb} max Pf	NF @ dB	f GHz	Package
BFR90	15	180	30	25	14	10	5.0	1.0	2.4	0.5	SOT-2
BFR91	12	180	35	25	30	5	5.0	1.0	1.9	0.5	SOT-2
BFX90	15	200	50	20	25	1	1.8	1.5	5.0	0.5	TO-72
BFX89	15	200	50	20	25	1	1.2	1.7	6.5	0.5	TO-72

ZENER DIODES
ZENER DIODES DO-7

GLASS	{	DO-35	BZX79B	2.4 - 200V	2 ^o /o tol.	400 mW axial lead
		DO-35	BZX79C	2.4 - 200V	5 ^o /o tol.	400 mW axial lead
PLASTIC	{	DO-7	BZY88C	3.3 - 33V	5 ^o /o tol.	10 ^o /o preferred voltage range. 400 mW axial lead
		DO-41	MZD	3.9 - 200	5 ^o /o tol.	1 W axial lead
		DO-7	MZF	2.7 - 33V	5 ^o /o tol.	10 ^o /o preferred voltage range. 500 mW axial lead

RECTIFIERS

STANDARD RECOVERY RECTIFIERS – CASE 59-04

DEVICES	V _{RRM} (VOLTS)	I _O (AMPS)	I _{FSM} (AMPS)	I _R (μA)	V _F (VOLTS)
BY126	650	1	40	10	1.5
BY127	1250	1	40	10	1.5
BY133	1300	1	50	5	1.3
BY134	600	1	50	5	1.3
BY135	150	1	50	5	1.3
BYX10	1600	0.36	30	1	1.6

CASE OUTLINE
(CASE 59-04)

CASE DIMENSIONS (MM)

SOFT/FAST RECOVERY RECTIFIERS – CASE 59-04

DEVICES	V _{RRM} (VOLTS)	I _O (AMPS)	I _{FSM} (AMPS)	I _R (μA)	V _F (VOLTS)	t _{rr1} (nS)	t _{rr2} (nS)
BA 145	350	0.4	15	2 μA	1.0 V	350 nS	750 nS
BA 148	350	0.4	15	2 μA	1.0 V	450 nS	750 nS
BA 157	400	0.4	15	5 μA	1.3 V	300 nS	
BA 158	600	0.4	15	5 μA	1.3 V	300 nS	
BA 159	1000	0.4	15	5 μA	1.3 V	300 nS	
BY 196	100	1.2	70	10 μA	1.3 V	500 nS	
BY 197	200	1.2	70	10 μA	1.3 V	500 nS	
BY 198	400	1.2	70	10 μA	1.3 V	500 nS	
BY 199	800	1.2	70	10 μA	1.3 V	500 nS	
BY 206	350	0.5	15	2 μA	1.3 V	300 nS	1000 nS
BY 207	600	0.5	15	2 μA	1.3 V	300 nS	1000 nS
BY 210/4	400	1.0	30	10 μA	1.4 V	300 nS	750 nS
BY 210/6	600	1.0	30	10 μA	1.4 V	300 nS	750 nS
BY 210/8	800	1.0	30	10 μA	1.4 V	300 nS	750 nS
BY 330	50	1.0	30	10 μA	1.25 V	500 nS	750 nS
BY 331	100	1.0	40	10 μA	1.25 V	500 nS	750 nS
BY 332	200	1.0	40	10 μA	1.25 V	500 nS	750 nS
BY 333	300	1.0	40	10 μA	1.25 V	500 nS	750 nS
BY 334	400	1.0	40	10 μA	1.25 V	500 nS	750 nS
BY 336	500	1.0	40	10 μA	1.25 V	500 nS	750 nS
BY 337	800	1.0	40	10 μA	1.25 V	500 nS	750 nS
BY 338	1000	1.0	40	10 μA	1.25 V	500 nS	750 nS
BYX 55/350	350	1.2	40	10 μA	1.25 V	350 nS	750 nS
BYX 55/600	600	1.2	40	10 μA	1.25 V	350 nS	750 nS

SOFT/FAST RECOVERY RECTIFIERS – CASE 267-01

DEVICES	V _{RRM}	I _O (AMPS)	I _{FSM} (AMPS)	I _R (μA)	V _F (VOLTS)	T _{rr1} (nS)	T _{rr2} (nS)
BY 296	100	2	70	10	1.3	500	750
BY 297	200	2	70	10	1.3	500	750
BY 298	400	2	70	10	1.3	500	750
BY 299	800	2	70	10	1.3	500	750
MR 910	50	3	100	10	1.25	300	750
MR 911	100	3	100	10	1.25	300	750
MR 912	200	3	100	10	1.25	300	750
MR 913	300	3	100	10	1.25	300	750
MR 914	400	3	100	10	1.25	300	750
MR 916	600	3	100	10	1.25	300	750
MR 917	800	3	100	10	1.25	300	750
MR 918	1000	3	100	10	1.25	300	750

RECTIFIER BRIDGES – SINGLE PHASE FULL-WAVE DEVICES – CASE 309-01

DEVICES	V _{RRM}	I _O (AMPS)	I _{FSM} (AMPS)	I _R (mA)	V _F (VOLTS)
BYW 20	50	15	400	0.5	0.97
BYW 21	100	15	400	0.5	0.97
BYW 22	200	15	400	0.5	0.97
BYW 23	300	15	400	0.5	0.97
BYW 24	400	15	400	0.5	0.97
BYW 26	600	15	400	0.5	0.97
BYW 28	800	15	400	0.5	0.97
BYW 60	50	35	400	0.5	1.07
BYW 61	100	35	400	0.5	1.07
BYW 62	200	35	400	0.5	1.07
BYW 63	300	35	400	0.5	1.07
BYW 64	400	35	400	0.5	1.07
BYW 65	600	35	400	0.5	1.07
BYW 68	800	35	400	0.5	1.07

SPECIAL PURPOSE DIODES

SPECIAL PURPOSE DIODES – CASE 226

	V _R	PD mW	I _F mA	Brief Spec.	Type Service
BA 382	40	250	–	R _s 0.8Ω @ 4 mA	Pin switching
BB 105	30	250	200	2 – 10 pF C _s /C ₂₅	Voltage variable cap
BB 305	35	250	200	2 – 10 pF C _s /C ₂₅	Voltage variable cap

LINEAR INTEGRATED CIRCUITS

IF AMPLIFIERS

Type	Description	V _{CC} max	I _{CC} typ	3 dB limiting input signal typ	AM rejection typ	Package
TBA 120 C	FM IF amplifier, limiter, detector and audio preamplifier. Improved DC volume control.	18 V	14 mA	35 μ V rms	50 dB	Plastic TO-116 CASE 646
TBA 120 D	FM IF amplifier, limiter, detector. Pin for pin compatible with TBA 120.	18 V	14 mA	35 μ V rms	50 dB	Plastic TO-116 CASE 646

COLOR PROCESSORS


Type	Description	V _{CC} max	I _{CC} typ	P _D mW	Package
TBA 396	Luminance and chrominance control system for PAL.	20 V	7 mA	625	Plastic TO-116 CASE 646
TBA 3950	PAL chroma processing system	—	60 mA max	625	Plastic TO-116 CASE 646

STEREO DECODERS

Type	Description	V _{CC}	Channel separation	distortion	Output voltage	Z _{out}	Package
TCA 4500	PLL Stereo decoder. Improved version of MC 1310. Unity or 6 dB gain.	8-18 V	40 dB min	0.1% at 0.5 V rms	1.5 V rms max	200 Ω	16 pin Plastic TO-116 CASE 648

TRIAC CONTROL

Type	Description	V _{CC} max	I _{CC} typ	Firing current	Bias current	Output pulse width	Operating temperature	Package
UAA 1004 DP	Zero voltage switch for ON-OFF power control; differential input	20 V	2 mA	80 mA	1 μ A	100 μ s	-20° to +75° C	8 pin DIL CASE 626
UAA 1004 CM							-55° to +125° C	8 pin TO-99 CASE 601
UAA 1006 DP	Zero voltage switch for proportional power control; differential input	20 V	3,5 mA	80 mA	0,5 μ A	programmable	-20° to +75° C	16 pin plastic DIL CASE 648



RECEIVED
29 APR 1976

EUROPEAN MOTOROLA SEMICONDUCTOR SALES OFFICES

Denmark

Motorola A/S
Bresteløvej 23
DK 2800 Lyngby
Tel. 011 88 44 55

France

Motorola Semiconducteurs S.A.
Headquarter
15-17, avenue de Ségur
75007 Paris
Tel. 551 50 61
Sales Office
42, avenue de La Plaine Fleurie
38240 Meylan (Grenoble)
Tel. 1751 90 61 52

West Germany

Motorola GmbH, Geschäftsbereich Halbleiter
Headquarter
Luisenstrasse 28
6200 Wiesbaden
Tel. 061211 3 94 91
Sales Office Hannover
Hans Gockel-Strasse 30
3012 Langenhagen
Tel. 05111 77 20 37

Sales Office

Friedrichstrasse 5
8 München 71
Tel. 0891 79 89 38
Sales Office
Vindlerangerstrasse 43
8500 Nürnberg
Tel. 09111 6 57 61
Sales Office
Strakmünder Strasse 1
7032 Sindelfingen
Tel. 070311 8 30 74/8 30 75

Holland

Motorola B.V.
Emmalaan 41
Utrecht
Tel. 10301 51 02 07

Italy

Motorola S.p.A.
Headquarter
Via Cro Menotti 11
20129 Milano
Tel. 738 61 41/2/3

Sales Office

Via Portanova 10
40123 Bologna
Tel. 26 69 05
Sales Office
Via Costantino Maes 68
00162 Roma
Tel. 831 47 46

Norway

Motorola A/B.
Brugt 1
Oslo 1
Tel. 021 33 18 80

Sweden

Motorola Semiconductor AB.
Virebergsvägen 19
171 40 Solna
Tel. 82 02 95

Switzerland

Motorola Semiconductor Products S.A.
Alte Landstrasse 101
8702 Zollikon
Tel. 011 65 56 56

United Kingdom

Motorola Ltd.
Headquarter
York House, Empire Way
Wembley Middlesex
Tel. 011 902 88 36
Sales Office
10 12, Mount Street, Television House
Manchester M2 5WS, Lancs
Tel. 081 833 07 31/833 07 34
Sales Office
Colvilles Road, Kelvin Estate
East Kilbride, Scotland
Tel. 03521 39 101

HEADQUARTERS EUROPEAN OPERATIONS

Switzerland

Motorola Inc.
Semiconductor Products Division
16, chemin de la Voie Creuse, P.O. Box 8
1211 Geneva 20
Tel. 10221 33 56 07

FRANCHISED MOTOROLA SEMICONDUCTOR DISTRIBUTORS

Austria

Elbatex GmbH
Breitenfurterstrasse 318
1238 Wien
Tel. 12221 86 91 58

Belgium

Diode Belgium
Rue Picard 202 204
1020 Bruxelles
Tel. 021 429 51 05

Denmark

GDS-Henkel APS
Fyrisvingen 4
4622 Hvidrap
Tel. 031 38 57 16

Eire

GDS (Sales) Limited
36, Pearce Street
Dublin 2
Tel. 78 22 32

Finland

Field Oy
Veneentekijantie 18
00210 Helsinki 21
Tel. 1901 69 22 577

France

Celdis S.A.
53, rue Charles Friérot
93250 Gentilly
Tel. 581 00 20
Ste F. Feutrier
Rue des Trois-Clouzeaux
42770 St-Priest en Jarez (St-Etienne)
Tel. 115771 33 33 89
Ets. Gros S.A.
14, avenue du Général-Leclerc
8400 Nancy
Tel. 115281 24 24 22/32
Ets. Gros S.A.
13, rue Victor Hugo
93350 St-André-lez-Lille
Tel. 116201 55 64 70
S.C.A.I.B. S.A.
31, quai Rambaud
89002 Lyon
Tel. 42 40 92
S.C.A.I.B. S.A.
15-17, avenue de Ségur
75007 Paris
Tel. 011 555 17 20/555 71 11
S.C.A.I.B. S.A.
14, rue de Brest
35000 Rennes
Tel. 116991 59 40 91
Sté. Commerciale TOUTELECTRIQUE
15-17, boulevard Bonrepos
31008 Toulouse
Tel. 115611 62 47 84

Germany

Celdis GmbH
Orleansplatz 5
8000 München 80
Tel. 0891 45 43 06
Distron oHG
Mecklenburgische Strasse 24B
1000 Berlin 33
Tel. 0301 92 33 064
EBV Elektronik Vertriebs-GmbH
In der Meinenworth 5a
3006 Burgwabel 1/Hannover
Tel. 0511 39 45 70

EBV Elektronik Vertriebs-GmbH

Oststrasse 129
4000 Düsseldorf
Tel. 02111 8 48 46

EBV Elektronik Vertriebs-GmbH

Mylusstrasse 54
8000 Frankfurt
Tel. 06111 72 04 16

EBV Elektronik Vertriebs-GmbH

Gabriel-Max-Strasse 72
8000 München 90
Tel. 0891 64 40 55

EBV Elektronik Vertriebs-GmbH

Alexanderstrasse 63
7000 Stuttgart 1
Tel. 07111 24 74 81/82/83

Jermyn GmbH

Postfach 1146
6277 Camberg
Tel. 066341 60 05

Jermyn GmbH

Rheinstrasse 7
8000 München 40
Tel. 0891 39 88 01

Mutron Müller & Co KG

Borestrasse 22
2800 Bremen
Tel. 04211 31 04 85

RTG, E. Springorum KG

Bramstrasse 7
4600 Dortmund
Tel. 02311 57 92 52

RTG, E. Springorum KG

Hamburgerstrasse 134
2000 Hamburg 76
Tel. 10401 29 29 66

RTG, E. Springorum KG

Vorstrasse 35
3000 Hannover-Vahrenwald
Tel. 05111 66 20 26

RTG, E. Springorum KG

Halescheschtrasse 1
6900 Mannheim-Vogelstang
Tel. 06211 70 88 88

RTG, E. Springorum KG

8000 München 40
Tel. 0891 36 65 00

RTG, E. Springorum KG

Reutingerstrasse 87
7000 Stuttgart-Degetoch
Tel. 07111 76 64 28

RTG, E. Springorum KG

Mendelssohn-Bartholdy-Strasse 6
6200 Wiesbaden
Tel. 061211 52 73 09

SASCO Vertrieb von elektronischen Bauelementen GmbH

Postfach 3066
4005 Düsseldorf-Meerbusch 3
Tel. 021501 14 33

SASCO Vertrieb von elektronischen Bauelementen GmbH

Hermann-Oberth-Strasse 16
8011 Putzbrunn b. München
Tel. 0891 46 50 81

SASCO Vertrieb von elektronischen Bauelementen GmbH

Katharinenstrasse 18
7000 Stuttgart 1
Tel. 07111 24 45 21

Technoprojekt

Ostring 150
6231 Schwalbach/Ts
Tel. 061961 8 21 90

Technoprojekt

Heinrich-Ebner-Strasse 13
7000 Stuttgart - Bad Cannstatt
Tel. 07111 56 17 12

Greece

Macedonian Electronics Ltd.
Pontou 16 - Charibou
Thessaloniki
Tel. 42 50 32

Holland

B.V. Diode
Hollantlaan 22
Utrecht
Tel. 10301 88 42 14

Iran

Milcom LTD, Motorola Building
Nilco Street, Vankh Square
Tehran
Tel. 65 12 14/15

Israel

Motorola Israel Ltd.
16, Kremetzki Street
Tel Aviv
Tel. 35 941/42 - 38 973

Italy

Celdis Italiana S.p.A. (Main Office)
Via Luigi Barzini 20
20125 Milano
Tel. 021 88 06 81/688 77 49

Celdis Italiana S.p.A.

Via Emilia Ponente 30
40133 Bologna
Tel. 0511 31 08 43

Celdis Italiana S.p.A.

Via Lorenzini il Magnifico 109
00162 Roma
Tel. 061 42 38 55/427 15 50

Celdis Italiana S.p.A.

Via Montebarco 96
10136 Torino
Tel. 111 35 93 12/36 74 48

Cramer Italia S.p.A.

Via Melchiorre Gioia 74
20125 Milano
Tel. 021 376 40 39/376 40 95

Cramer Italia S.p.A.

Via Cristoforo Colombo 134
00147 Roma
Tel. 061 513 93 87/90

Norway

Ola Tandberg Elektro S/A
Skedsmogaten 25
Oslo 6
Tel. 021 19 70 30

Portugal

Equipamentos de Laboratorio LDA
Rua Pedro Nunes 47
Lisbon 1
Tel. 97 02 51

South Africa

Motorola South Africa (Pty) Ltd.
Pretoria Road 639
Bramley 2018
Tel. 10027111 786 11 84

Spain

Hispano Electronica S.A. (Main Office)
Comandante Zorita 8
Madrid 20
Tel. 011 233 31 00/233 47 00

Hispano Electronica S.A.

Figols, 27-29
Barcelona 14
Tel. 259 95 22/23

Sweden

Internko AB
Sandsborgsvägen 55
12233 Enskede
Tel. 081 49 25 05

Switzerland

GDS (Sales) S.A.
3, rue de l'Aubepine
1211 Geneva 9
Tel. 0221 21 59 77

GDS (Sales) S.A.

Mühlebühlstrasse 54
8008 Zurich
Tel. 011 47 28 50

Omni Ray AG

Dufourstrasse 56
8008 Zurich
Tel. 011 34 07 66/47 82 07

Turkey

Altay Kolektif Sirketi
Kizilirmak Sokak 2 Bakanliklar
Ankara
Tel. 25 25 06/07
ERA, Electronic Sanayii Ve Ticaret A.S.
Eski Büyükdere Caddesi 49A, 4 Levent
Istanbul
Tel. 64 65 00/64 65 01

United Kingdom

Celdis Ltd.
37-39 Lovelock Road
Reading, Berks, RG3 1ED
Tel. 07341 58 22 11

Cramer Components Ltd

16, Uxbridge Road
Ealing, London W5
Tel. 011 579 30 01

GDS (Sales) Limited

Michaelmas House, Salt Hill, Bath Road
Slough, Bucks
Tel. 753 02 11

Jermyn Distribution

Vestry Estate
Sevenoaks, Kent
Tel. 02321 5 01 44

Lock Distribution

Division of A.M. Lock & Co. Ltd.
Newville Street
Ocham O13 6LF, Lancs
Tel. 0651 652 04 31

Semicomps Ltd.

Northfield Industrial Estate, Beresford Avenue
Wembley, Middlesex, HA0 1SD
Tel. 011 903 31 61

Yugoslavia

Elektrotehna
Karađorđeva 71
11000 Beograd
Tel. 62 81 55/63 13 55

United Kingdom

Motorola Semiconductors Ltd.

Colvilles Road, Kelvin Estate
East Kilbride/Glasgow (Scotland)
Tel. 03521 39 101

France

Motorola Semiconducteurs S.A.

Canto Laouzezzo - Le Mirail
31023 Toulouse CEDEX
Tel. 115611 40 11 88

EUROPEAN SEMICONDUCTOR FACTORIES

