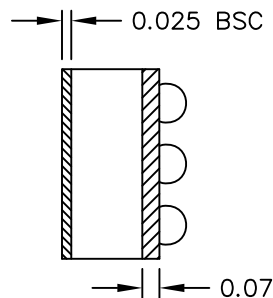
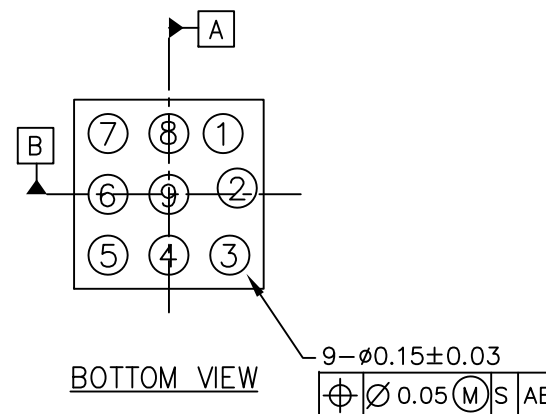


TOP VIEW



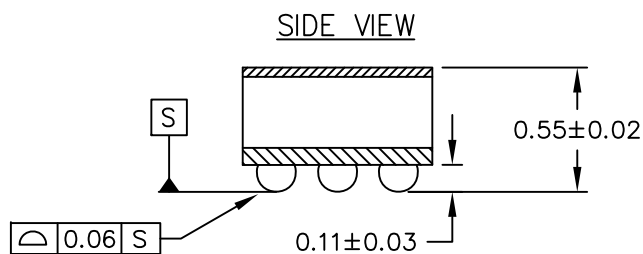
SIDE VIEW



BOTTOM VIEW

PKG. CODE	E		D		DEPOPULATED BUMPS
	MIN	MAX	MIN	MAX	
W91A1+1	0.92	0.95	0.92	0.95	NONE

Terminal Coordinates		
Pin No.	X (um)	Y (um)
1	304	334
2	340	34.5
3	334	-334
4	0	-334
5	-334	-334
6	-334	0
7	-334	334
8	0	334
9	0	0



NOTES:

1. Terminal pitch is defined by terminal center to center value.
2. Outer dimension is defined by center lines between scribe lines.
3. All dimensions in millimeters.
4. Marking shown is for package orientation reference only.
5. Tolerance is ± 0.02 mm unless specified otherwise.
6. All dimensions apply to PbFree (+) pkg. codes only.

-DRAWING NOT TO SCALE-



TITLE: PACKAGE OUTLINE 9 BUMPS WLP PKG. CUSTOM PITCH			
APPROVAL	DOCUMENT CONTROL NO. 21-0074	REV. B	1/1