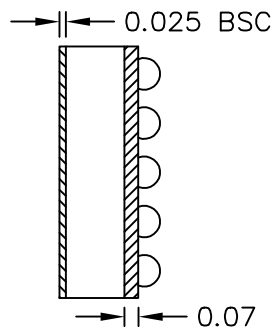
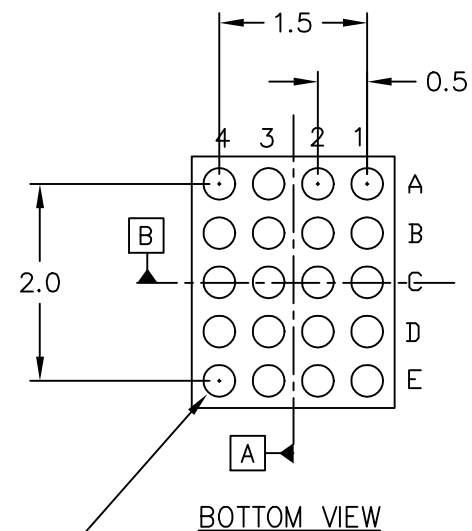


TOP VIEW



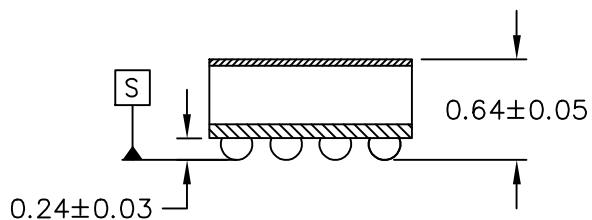
SIDE VIEW



BOTTOM VIEW

20- $\phi 0.31 \pm 0.03$
 $\oplus \phi 0.05 \text{ (M) S AB}$

J-J' Cross section



PKG. CODE	E		D		DEPOPULATED BUMPS
	MIN	MAX	MIN	MAX	
W202B2+1	1.96	2.09	2.47	2.60	NONE

NOTES:

1. Terminal pitch is defined by terminal center to center value.
2. Outer dimension is defined by center lines between scribe lines.
3. All dimensions in millimeters.
4. Marking shown is for package orientation reference only.
5. Tolerance is $\pm 0.02\text{mm}$ unless specified otherwise.
6. All dimensions apply to PbFree (+) package codes only.

-DRAWING NOT TO SCALE-

MAXIM

TITLE:
 PACKAGE OUTLINE
 20L WLP PKG. 0.5mm PITCH

APPROVAL	DOCUMENT CONTROL NO.	REV.	1/1
	21-0128	A	