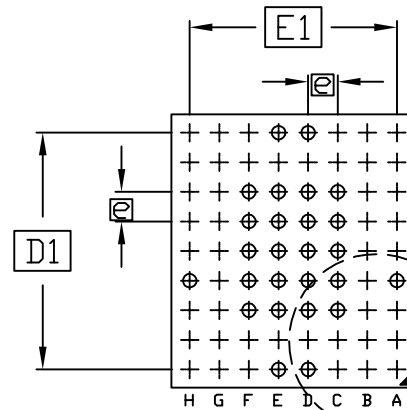
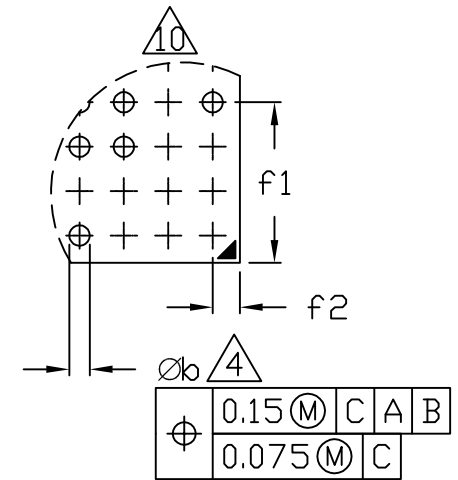


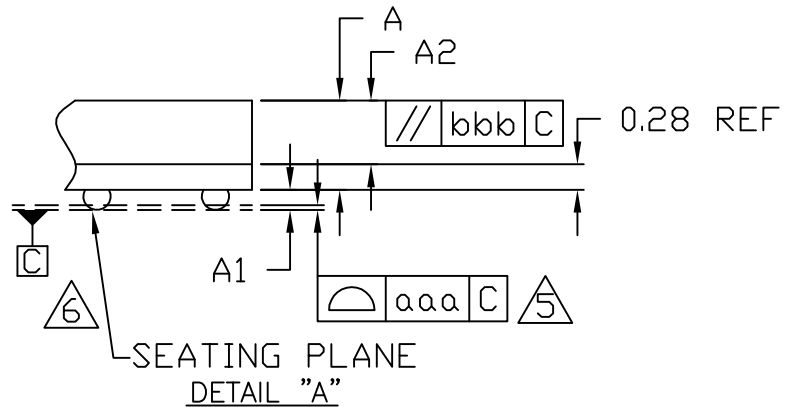
TOP VIEW



BOTTOM VIEW



DETAIL "B"



SIDE VIEW

DETAIL "A"

SEE DETAIL "A"

SEE DETAIL "B"

A1 CORNER

DIMENSION	MIN.	NOM.	MAX.	NOTES
D	5.90	6.00	6.10	
D1	5.20 REF			
E	5.25	5.35	5.45	
E1	4.55 REF			
A	1.04	1.20	1.32	
A1	0.17	0.22	0.27	
A2	0.65	0.70	0.75	
e	0.65 BSC			
f1	2.25	2.35	2.45	
f2	0.30	0.40	0.50	
b	0.25	0.30	0.35	4
aaa	-	-	0.10	5
bbb	-	-	0.10	
N		26		3

NOTES:

1. DIMENSIONS ARE IN MILLIMETERS UNLESS OTHERWISE SPECIFIED.
2. MATERIAL MUST COMPLY WITH BANNED AND RESTRICTED SUBSTANCES SPEC # 10-0131.
3. SYMBOL 'N' IS THE NUMBER OF BALLS AFTER DEPOPULATING.
4. DIMENSION "b" IS MEASURED AT THE MAXIMUM SOLDER BALL DIAMETER.
5. DIMENSION "aaa" IS MEASURED PARALLEL TO PRIMARY DATUM [C]
6. PRIMARY DATUM [C] AND SEATING PLANE ARE DEFINED BY THE SPHERICAL CROWNS OF THE SOLDER BALLS.
7. PACKAGE SURFACE IS MATTE FINISH.
8. SUBSTRATE MATERIAL BASE IS BT RESIN.
9. MARKING IS FOR PACKAGE ORIENTATION REFERENCE ONLY.
10. CROSS MARK WITH NO CIRCLE SHOWS DEPOPULATED SOLDER BALLS.
11. ALL DIMENSIONS APPLY TO BOTH LEADED (-) AND PbfREE (+) PKG. CODES.
12. PACKAGE CODE: X07265-1

-DRAWING NOT TO SCALE-



TITLE:
PACKAGE OUTLINE, 72 BALLS CSBGA,
6.0x5.3x1.2mm, 0.65mm PITCH

APPROVAL	DOCUMENT CONTROL NO. 21-0158	REV. B	1/1
----------	---------------------------------	-----------	-----