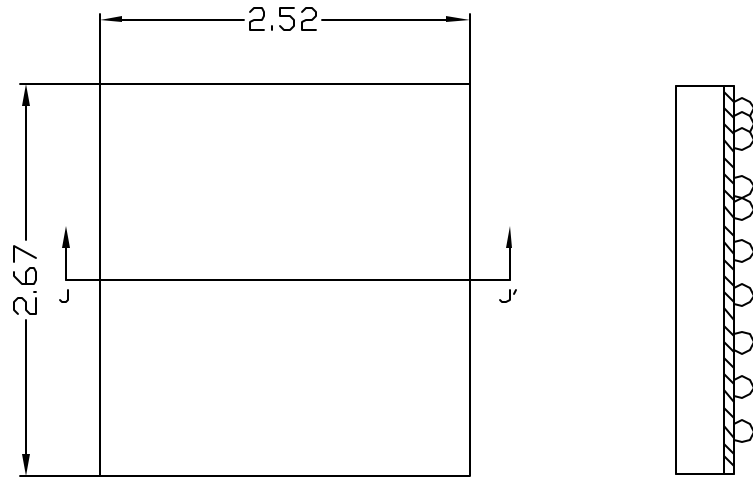
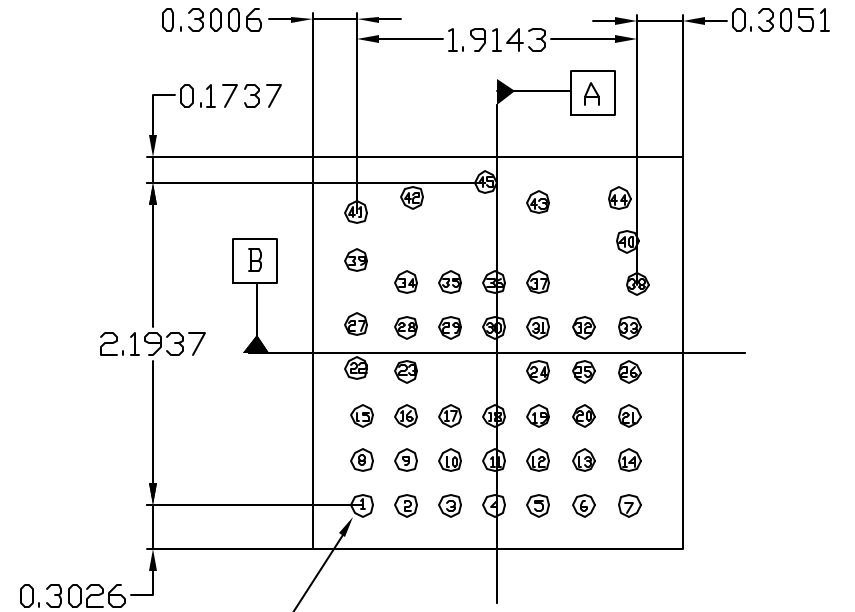


TOP VIEW



BOTTOM VIEW

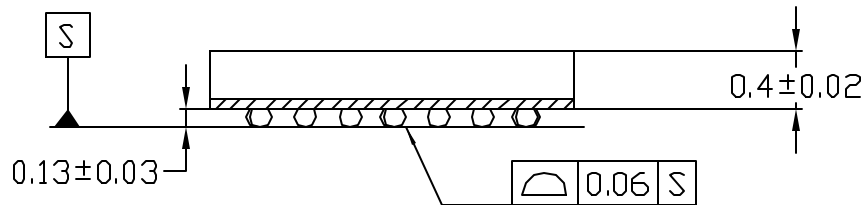


DF (Notch)

45- ϕ 0.15

ϕ 0.05 (M) S AB

J-J CROSS SECTION



Note:

1. Terminal pitch is defined by terminal center to center value.
2. Outer dimension is defined by center lines between scribe lines.

-DRAWING NOT TO SCALE-



TITLE:
PACKAGE OUTLINE, 45L WLP
2.52x2.67mm

APPROVAL	DOCUMENT CONTROL NO. 21-0195	REV. A	1/1
----------	---------------------------------	-----------	-----