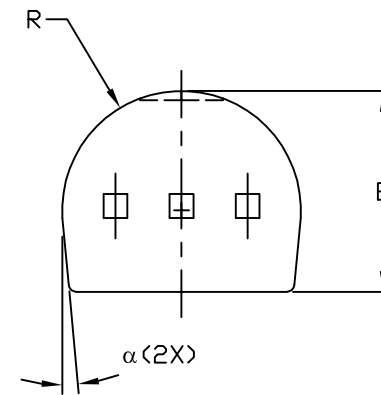
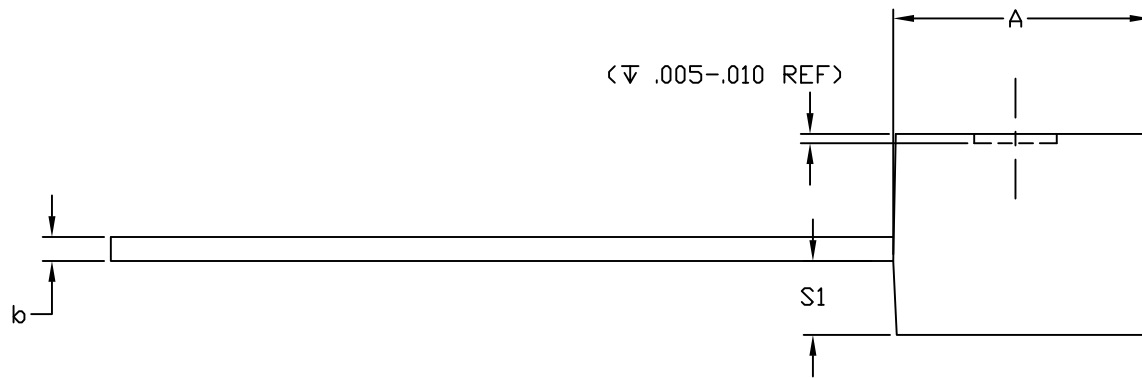



SYMBOL	INCHES		MILLIMETERS	
	MIN	MAX	MIN	MAX
A	.170	.195	4.32	4.95
b	.014	.020	0.36	0.51
E	.130	.155	3.30	3.94
e	.095	.105	2.41	2.67
e1	.045	.055	1.14	1.40
L	.500	.610	12.70	15.49
R	.085	.095	2.16	2.41
S1	.045	.060	1.14	1.52
W	.016	.022	0.41	0.56
D	.175	.195	4.45	4.95
$\alpha$	4°	6°	4°	6°
PKG CODE	Q2-1			



NOTES:

1. ALL DIMENSIONS ARE IN INCHES UNLESS OTHERWISE SPECIFIED.
2. MATERIAL MUST COMPLY WITH BANNED AND RESTRICTED SUBSTANCES SPEC # 10-0131.
3. PACKAGE OUTLINE EXCLUSIVE OF ANY MOLD FLASHES DIMENSION.
4. PACKAGE OUTLINE EXCLUSIVE OF BURR DIMENSION.
5. MEETS JEDEC TO-226 AC.
6. ALL DIMENSIONS APPLY TO BOTH LEADED (-) AND PbFREE (+) PKG. CODES.

-DRAWING NOT TO SCALE-


**maxim integrated**™

TITLE:  
PACKAGE OUTLINE,  
2-PIN TO-92

APPROVAL	DOCUMENT CONTROL NO. 21-0249	REV. C	1/1
----------	---------------------------------	-----------	-----