



**DOCUMENT TITLE:**  
**DS1804X FLIP CHIP PACKAGE, 0.434MM PITCH, PKG CODE- BF1522-1**

**DOC ID # 21-0286**

**NEW REV: A**

**ECN#: HQ-08-5281**

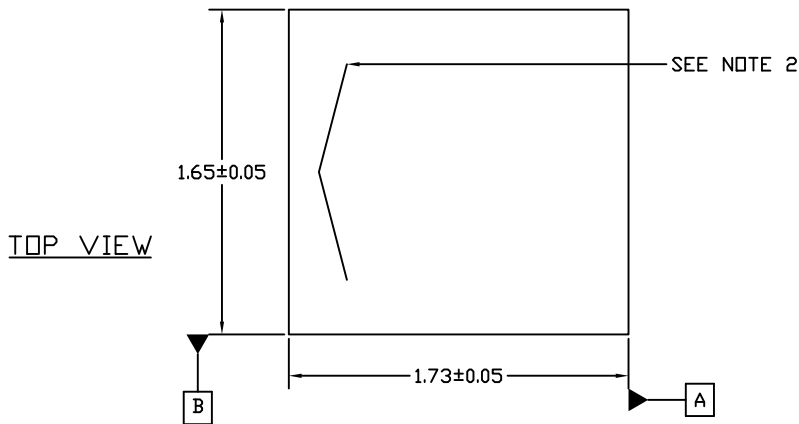
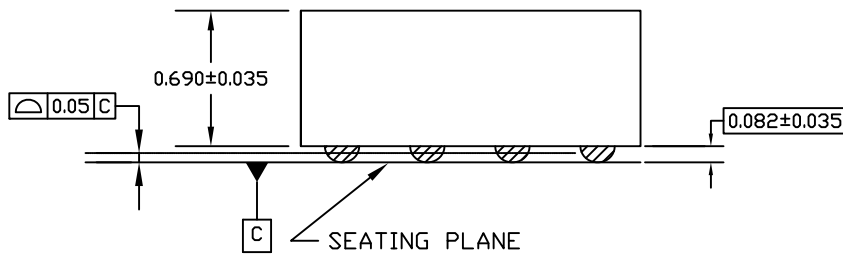
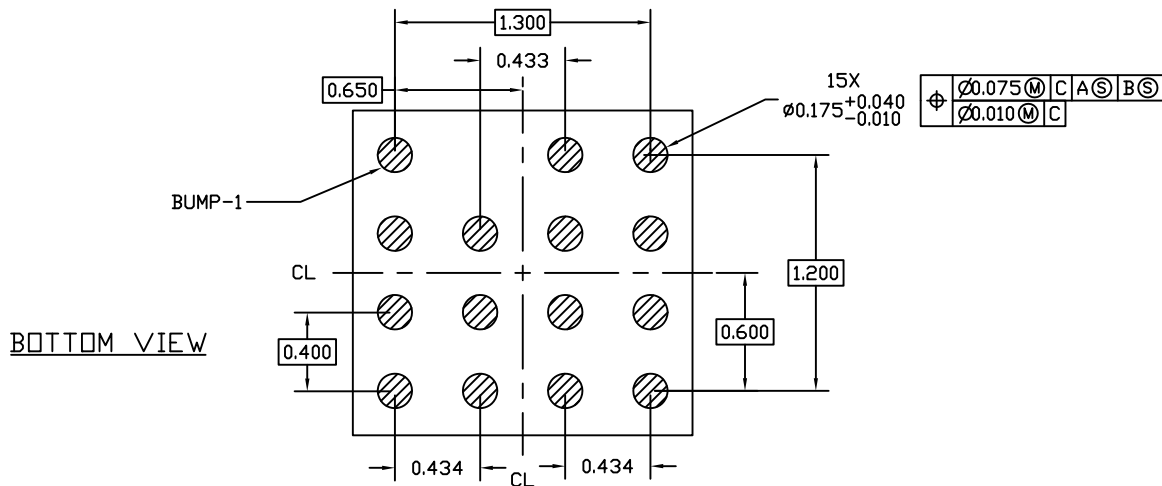
**EFFECTIVE DATE: 07/16/08**

**ORIGINATOR: JEFF WALKER**

**MOST RECENT CHANGES**

<b>FROM</b>	<b>TO</b>
DALLAS DOCUMENT CONTROL SYSTEM DOC 56-G7013-001, REV A, LOGO-DALLAS/MAXIM	INITIAL RELEASE INTO MAXIM DOCUMENT CONTROL LOGO-MAXIM

REVISIONS				
ZONE	REV	DESCRIPTION	DATE	APPROVED



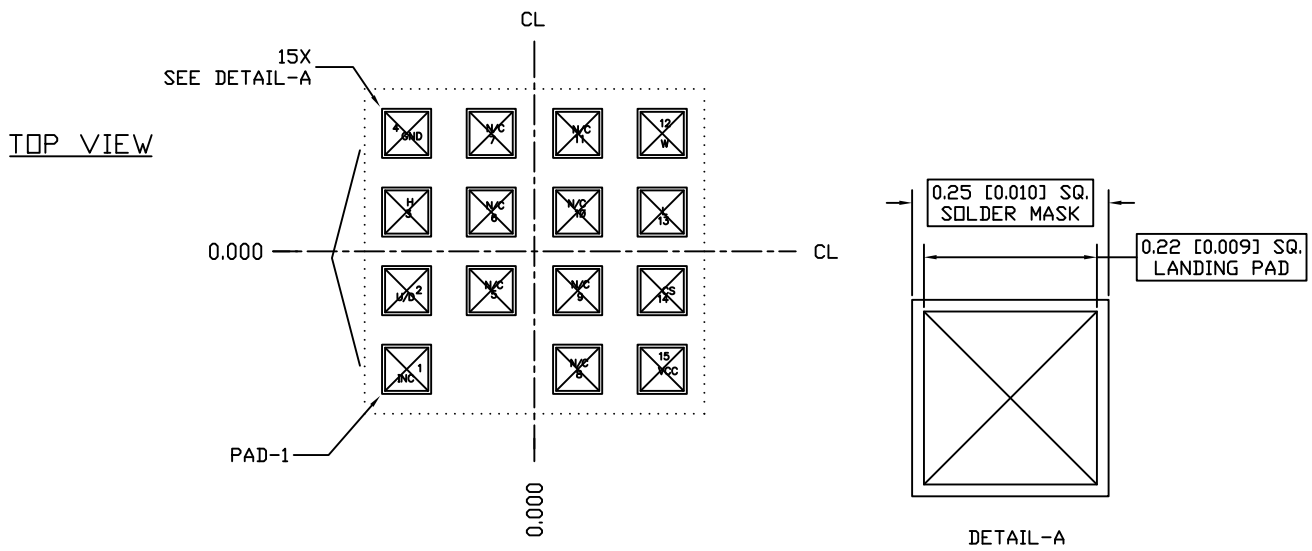
PACKAGE OUTLINE

SIGNATURE		DATE		<b>MAXIM</b>		
QA APVD :						
ENGR MGR:				DS1804X FLIP CHIP PACKAGE, 0.434MM PITCH PACKAGE CODE: BF1522-1		
ENGR BY: B. MCCARTY 8/12/1999						
CHECK BY: S. CHINNUSAMY 11/2006		SIZE A	FSCM NO.	DWG NO. 21-0286	REV A	
DRAWN BY: B. MCCARTY 8/2/1999		SCALE NONE		SHEET 1 / 2		

NOTES

1. DIMENSIONS: MM [INCH]
2. LASER MARK
3. SEE TABLE 1 FOR SUBSTRATE LAND PAD CONNECTIONS AND COORDINATES
4. UNDERFILL RECOMMENDED FOR FR-4 AND EQUIVALENT SUBSTRATE ASSEMBLY APPLICATIONS

TABLE 1. LAND PAD CONNECTIONS AND CENTER COORDINATES					
MILLIMETERS				INCHES	
NUMBER	NAME	X	Y	X	Y
1	INC	-0.65	-0.60	-0.026	-0.024
2	U/D	-0.65	-0.20	-0.026	-0.008
3	H	-0.65	0.20	-0.026	0.008
4	GND	-0.65	0.60	-0.026	0.024
5	N/C	-0.22	-0.20	-0.009	-0.008
6	N/C	-0.22	0.20	-0.009	0.008
7	N/C	-0.22	0.60	-0.009	0.024
8	N/C	0.22	-0.60	0.009	-0.024
9	N/C	0.22	-0.20	0.009	-0.008
10	N/C	0.22	0.20	0.009	0.008
11	N/C	0.22	0.60	0.009	0.024
12	W	0.65	0.60	0.026	0.024
13	L	0.65	0.20	0.026	0.008
14	CS	0.65	-0.20	0.026	-0.008
15	VCC	0.65	-0.60	0.026	-0.024



RECOMMENDED SUBSTRATE LAND PATTERN

SIZE A	FSCM NO.	DWG NO. 21-0286	REV A
SCALE NONE	SHEET 2 / 2		

### REVISION HISTORY

REV	CHANGES MADE	DATE	INIT.
A	ECN# HQ-08-5281. INITIAL RELEASE INTO MAXIM DOCUMENT CONTROL. LOGO-MAXIM	07/16/08	JW



**TITLE:** DS1804X FLIP CHIP PACKAGE, 0.434MM PITCH, PKG CODE-BF1522-1

**DOCUMENT I.D.**  
21-0286

**REVISION**  
A

**PAGE 4**