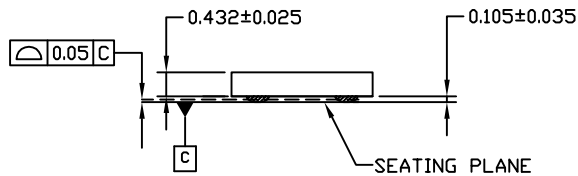
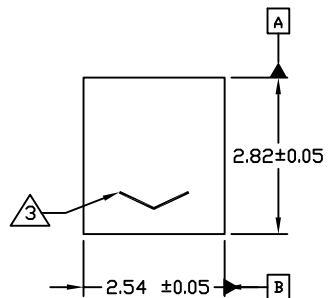


BOTTOM VIEW



SIDE VIEW



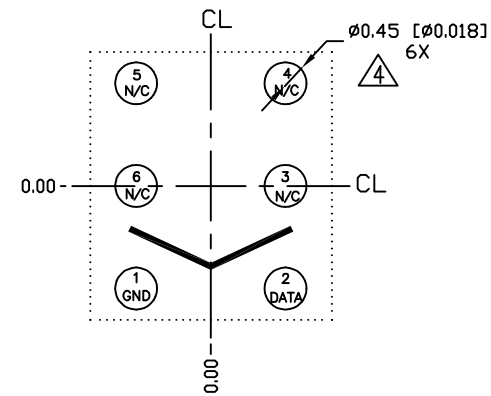
PACKAGE OUTLINE

TOP VIEW

NOTES:

1. ALL DIMENSIONS ARE IN MILLIMETERS UNLESS OTHERWISE SPECIFIED.
2. MATERIAL MUST COMPLY WITH BANNED AND RESTRICTED SUBSTANCES SPEC # 10-0131.
3. LASER MARK
4. LAND PAD DIAMETER NOT DEFINED BY SOLDER MASK; FOR PAD CONNECTIONS, SEE TABLE 1
6. UNDERFILL RECOMMENDED FOR FR4 SUBSTRATE APPLICATION
7. ALL DIMENSIONS APPLY TO LEADED (-), & ROHS EXEMPT (#) PKG. CODES ONLY.
8. PACKAGE CODE: BF623-3
BF623#3

TABLE 1. LAND PAD CONNECTIONS AND CENTER COORDINATES					
NUMBER	NAME	MILLIMETERS		INCHES	
		X	Y	X	Y
1	GND	-0.80	-1.10	-0.031	-0.043
2	DATA	0.80	-1.10	0.031	-0.043
3	N/C	0.80	0.00	0.031	0.000
4	N/C	0.80	1.10	0.031	0.043
5	N/C	-0.80	1.10	-0.031	0.043
6	N/C	-0.80	0.00	-0.031	0.000



TOP SIDE

RECOMMENDED SUBSTRATE LAND PATTERN



TITLE:
PACKAGE OUTLINE, 6 BALLS FLIP CHIP,
2.82x2.54x0.432mm, 1.10mm PITCH

APPROVAL	DOCUMENT CONTROL NO. 21-0291	REV. B	1/1
----------	---------------------------------	-----------	-----