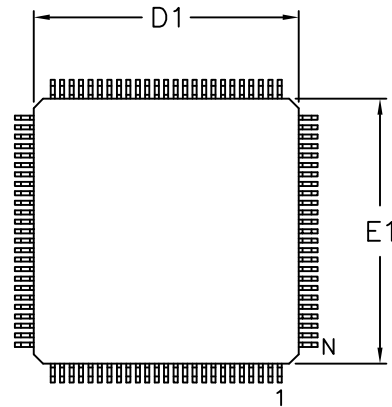
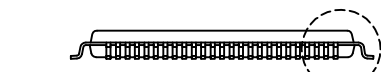


TOP VIEW

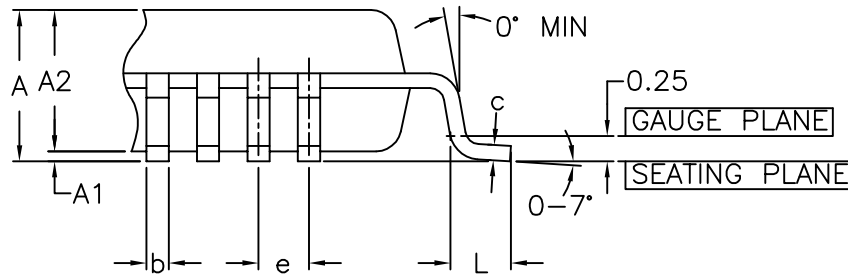


BOTTOM VIEW



SEE DETAIL A

SIDE VIEW



DETAIL A

SYMBOL	DIMENSIONS	
	MIN.	MAX.
A	-	1.60
A1	0.05	-
A2	1.35	1.45
D	15.80	16.20
D1	14.00 BSC	
E	15.80	16.20
E1	14.00 BSC	
L	0.45	0.75
N	100	
e	0.50 BSC.	
b	0.17	0.27
c	0.09	0.20
PKG. CODE	C100L-1, C100L-3, C100L-4	

NOTES:

1. DIMENSIONS D1 AND E1 INCLUDE MOLD MISMATCH, BUT DO NOT INCLUDE MOLD PROTRUSION; ALLOWABLE PROTRUSION IS 0.25 MM PER SIDE.
2. DETAILS OF PIN 1 IDENTIFIER ARE OPTIONAL BUT MUST BE LOCATED WITHIN THE ZONE INDICATED.
3. ALLOWABLE DAMBAR PROTRUSION IS 0.08 MM TOTAL IN EXCESS OF THE b DIMENSION; PROTRUSION NOT TO BE LOCATED ON LOWER RADIUS OR FOOT OF LEAD.
4. ALL DIMENSIONS ARE IN MILLIMETERS UNLESS OTHERWISE SPECIFIED.
5. MATERIAL MUST COMPLY WITH BANNED AND RESTRICTED SUBSTANCES SPEC# 10-0131
6. ALL DIMENSIONS APPLY TO BOTH LEADED (-) AND PbFREE (+) PKG. CODES.



TITLE:
PACKAGE OUTLINE,
100L LQFP, 14x14x1.4mm

APPROVAL	DOCUMENT CONTROL NO. 21-0297	REV. B	1/1
----------	---------------------------------	-----------	-----

-DRAWING NOT TO SCALE-