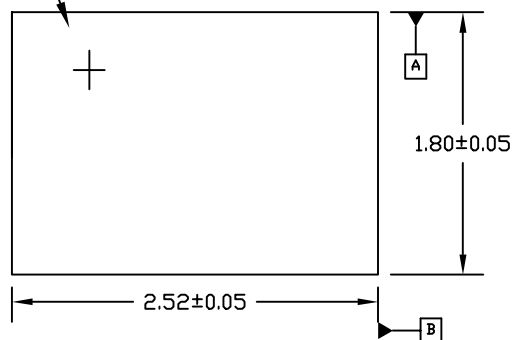
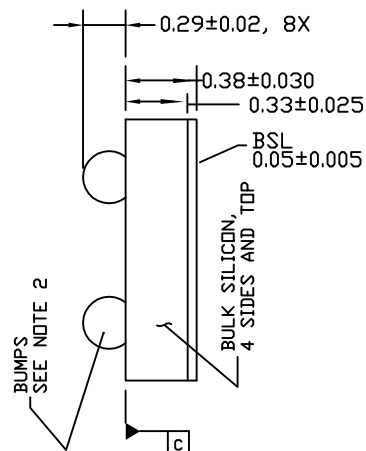


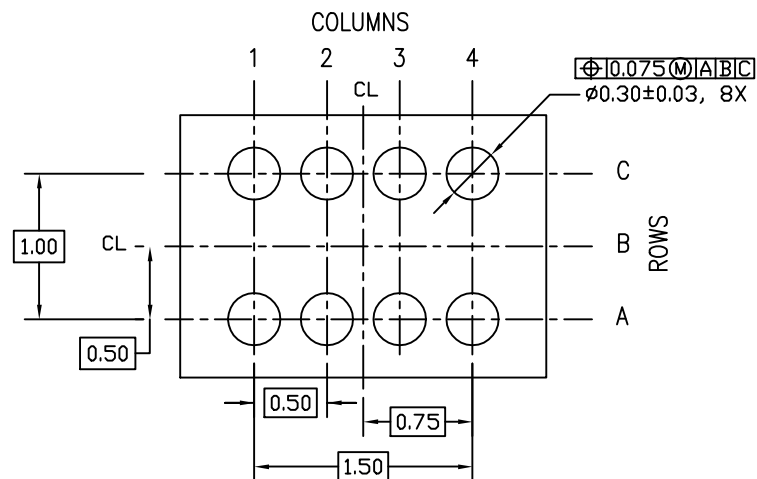
A1 CORNER  
INDICATOR  
SEE NOTE 3



TOP VIEW



SIDE VIEW



BOTTOM VIEW

NOTES:

1. DIMENSIONS: MILLIMETERS
2. BUMP MATERIAL: SAC305
3. LASER MARK PER CURRENT BRAND SPECIFICATION
4. ELECTRICAL NODES -- SEE PRODUCT DATA SHEET OR PROBE DOCUMENT
5. PKG. CODE: BR823+1

-DRAWING NOT TO SCALE-

TITLE: PACKAGE OUTLINE, UCSP 0.30MM BALL GRID 4X3, VARIATION 002			
APPROVAL	DOCUMENT CONTROL NO. 21-0373	REV. B	1/1